



# VIRGINIA TECH

## Football



Boston College  
Clemson  
Duke  
Florida State  
Georgia Tech  
Maryland  
Miami  
North Carolina  
NC State  
Virginia  
Virginia Tech  
Wake Forest

## 2007 ACC Champions

### 2008 ORANGE BOWL GUIDE

Virginia Tech vs. Kansas  
Jan. 3, 2008 • Dolphin Stadium  
Miami, Florida



# We Remember



Ross Abdallah Alameddine • Christopher James Bishop • Brian Roy Bluhm  
Ryan Christopher Clark • Austin Michelle Cloyd • Jocelyne Couture-Nowak  
Kevin P. Granata • Matthew Gregory Gwaltney • Caitlin Millar Hammaren  
Jeremy Michael Herbstritt • Rachael Elizabeth Hill • Emily Jane Hilscher  
Jarrett Lee Lane • Matthew Joseph La Porte • Henry J. Lee • Liviu Librescu  
G.V. Loganathan • Partahi Mamora Halomoan Lumbantoruan  
Lauren Ashley McCain • Daniel Patrick O'Neil • Juan Ramon Ortiz-Ortiz  
Minal Hiralal Panchal • Daniel Alejandro Perez • Erin Nicole Peterson  
Michael Steven Pohle, Jr. • Julia Kathleen Pryde • Mary Karen Read  
Reema Joseph Samaha • Waleed Mohamed Shaalan  
Leslie Geraldine Sherman • Maxine Shelly Turner • Nicole Regina White

# We are Virginia Tech



# 2008 Orange Bowl Guide



## Virginia Tech Quick Facts

**Location:** Blacksburg, Virginia  
**Enrollment:** 28,000  
**President:** Charles W. Steger  
**Director of Athletics:** Jim Weaver  
**Head Football Coach:** Frank Beamer (Virginia Tech, '69)  
**Hokies' 2007 Football Record:** 11-2 overall; 7-1 ACC; ACC Champs  
**Beamer's Overall Record:** 209-107-4 (27 years)  
**Beamer's Record at Tech:** 167-84-2 (21 years)  
**Faculty Chairman of Athletics:** Dr. Larry Killough  
**Conference:** Atlantic Coast Conference  
**Nickname:** Hokies  
**Colors:** Chicago maroon and burnt orange  
**Dir. of Athletics Communications:** Dave Smith (540) 231-6726  
**Athletics Communications Fax:** (540) 231-6984  
**Tech Athletics on the Internet:** www.hokiesports.com

## 2008 Orange Bowl Guide Credits

**Editors:** Dave Smith, Bryan Johnston.  
**Design:** Anne Panella, David Knachel.  
**Contributors:** Matt Kovatch, Larry Hincker.  
 Cover design and most of the images were taken by David Knachel.  
 Tyler Henderson, Woody Veasey, John Knachel, Robert Crawford, Mark Gormus,  
 and the University Photographers also contributed images.  
**Printing by University Printing Services.**  
**Publication:** VT/0825/1207/1M/281314

*Virginia Tech's official tribute ribbon logo remembering the victims of the April 16, 2007 tragedy comes from a student-inspired design.*

*The logo consists of the well-known maroon VT athletic logo that symbolizes the innovative and dynamic nature of Virginia Tech, over an orange ribbon that is a recognition of the lives lost on April 16 and is a symbol of the prevailing Hokie spirit.*

*The tribute ribbon appears on athletes' jerseys as an inspiration and celebration of the victims' lives and the unforgettable mark they left on the Virginia Tech community, the nation and the world.*

## Table of Contents

Media Information .....2, 3  
 Bowl Practice Schedule ..... 2  
 Bowl Headquarters/Directory ..... 3

**2007 Season**  
 Overview .....6, 7  
 Game-by-Game Review ..... 56-68  
 Season Superlatives.....69  
 Final Statistics ..... 70, 71

**Atlantic Coast Conference**  
 Statistics .....72  
 Team Rankings .....73  
 Standings and Honors.....74

**Football Staff**  
 Coach Frank Beamer ..... 32-35  
 Assistant Coaches ..... 38-50  
 Associate AD John Ballein .....51  
 Support Personnel.....52

**The Players**  
 Roster, Pronunciation Guide..... 8  
 Two-Deep Lineups, Rosters ..... 9  
 Profile Updates ..... 10-31

**Records and History**  
 Tech's Bowl History .....4, 5  
 BeamerBall ..... 36, 37  
 Bowls: Game-by-Game ..... 75-94  
 Bowl Superlatives .....95  
 Bowl Records.....96

**The University**  
 This Is Virginia Tech .....53  
 President Charles Steger.....54  
 AD Jim Weaver, Administration.....55



*The HokieBird  
 — Virginia Tech's  
 lovable mascot*

## What Is a Hokie?

That's a frequently asked question in Virginia Tech athletics, and the answer leads all the way back to 1896 when Virginia Agricultural and Mechanical College changed its name to Virginia Polytechnic Institute. With the change came the necessity for writing a new cheer, and a contest for that purpose was held by the student body. Senior O.M. Stull won first prize for his "Hokie" yell which is still used today. Later, when asked if "Hokie" had any special meaning, Stull explained the word was solely the product of his imagination and was used only as an attention-getter for his yell. It soon became a nickname for all Virginia Tech teams and those people loyal to Tech athletics. The official school colors — Chicago maroon and burnt orange — also were introduced in 1896. They were chosen because they made a "unique combination" not worn elsewhere at the time.

2008 ORANGE BOWL GUIDE

# FedEx Orange Bowl Extends Hokies' Bowl Streak

Following the fourth 11-win season in program history, Virginia Tech's invitation to the 2008 FedEx Orange Bowl marks the 15th-consecutive season that the Hokies have participated in a bowl. Only three other schools – Florida, Florida State and Michigan – have a current streak that is longer. Year-in and year-out, the Hokies provide great moments no matter where they are playing, and just as importantly, their fans are always there to support them. Leading the charge for 21 seasons now, head coach Frank Beamer has acquired a 6-8 bowl record during the streak.

Tech's bowl history began, however, long before Beamer took the reins in Blacksburg. A few months after the coach was born, the Hokies received a bid to the Hokies' first bowl game, and traveled to El Paso, Texas, to face Cincinnati in the 1947 Sun Bowl. The two teams played a scoreless first half in cold and icy conditions before UC took charge in the second half for an 18-6 victory.

Tech's second bowl appearance did not come until 1966, when the Hokies dropped a hard-fought



The Orange Bowl-bound Hokies celebrate after winning the ACC championship game in Jacksonville.

14-7 decision to Miami in the Liberty Bowl. In 1968, Tech returned to the Liberty Bowl to face Mississippi and quarterback Archie Manning. The Hokies raced to a 17-0 lead in the first quarter,

before falling to Manning and the Rebels, 34-17.

The Hokies made the first of three Peach Bowl/Chick-fil-A Bowl appearances in 1980, losing to 18th-ranked Miami, 20-10. In

1984, Tech traveled to Shreveport, La., where it lost a 23-7 Independence Bowl match-up with the United States Air Force Academy. The Hokies returned to the Peach Bowl against NC State following the 1986 season and produced one of their most memorable victories, winning 25-24 on Chris Kinzer's dramatic 40-yard field goal as time expired.

Beamer and Tech began their current 15-year bowl streak in 1993 against Indiana in the Independence Bowl. The Hokies used the final seconds of the first half to break open a close game. Tech got a fumble return for a touchdown with 23 seconds left in the half and an 80-yard TD return of a blocked field goal on the final play before halftime. The sudden scoring flurry lifted Tech to a 45-20 win.

A year later, Tennessee got off to a big early lead and went on to defeat Tech, 45-23, in the transplanted 1994 Outback Steakhouse Gator Bowl game at Florida Field in Gainesville. Peyton Manning — son of Tech's '68 Liberty Bowl nemesis Archie — directed the Vols.

Following the 1995 season,



In the 1986 Peach Bowl, Chris Kinzer's 40-yard field goal as time expired lifted the Hokies to a 25-24 victory over NC State.



Tech posted the biggest win in school history when it defeated Texas, 28-10, for the championship of the Nokia Sugar Bowl. The Hokies fell behind 10-0

before rallying behind bowl MVP Bryan Still, who returned a punt 60 yards for Tech's first score, set up the go-ahead touchdown with a 27-yard catch and hauled in a 54-yard TD pass for insurance.

During the 1996 FedEx Orange Bowl, the Hokies stuck with No. 6 Nebraska for nearly three quarters before wearing down in a 41-21 loss. Nebraska out-gained Tech by just seven yards — 415 to 408 — in total offense and managed to lead by only three points with less than a minute remaining in the third quarter.

Following the 1997 season, the Hokies returned to the Gator Bowl — this time in Jacksonville — and lost to No. 7 North Carolina, 42-3. In 1998, Tech played in the inaugural Music City Bowl in Nashville, Tenn., and posted a convincing 38-7 win over Alabama that set the stage for 1999.

In 1999, the Hokies marched to an 11-0 regular-season mark and a berth in the Nokia Sugar Bowl and national championship game. Tech and quarterback Michael Vick made a memorable run at the title before succumbing to No. 1 Florida State, 46-29. Vick compiled 322 yards of total offense to help rally Tech from a 21-point deficit to a 29-28 lead early in the fourth quarter.

In the 2001 Toyota Gator Bowl game against Clemson, the Hokies raced to a 14-0 first quarter lead and went on to win 41-20. Tech



*Jim Druckenmiller led the Hokies in their first Orange Bowl appearance, which came in 1996 against Nebraska.*

out-rushed the Tigers 211-88 in Vick's final game in the maroon and orange.

The Hokies and Seminoles met in a rematch of the 2000 National Championship on Jan. 1, 2002 in the Toyota Gator Bowl. Despite trailing heading into the fourth quarter, Florida State tallied 17 points in the final 15 minutes en route to a 30-17 win.

In 2002, Tech's tough defense limited Air Force to just 101 yards rushing in the inaugural Diamond Walnut San Francisco Bowl, as Tech posted a 20-13 victory over the Falcons.

The Hokies and California played one of the more exciting bowl games in recent history in the 2003 Insight Bowl. The teams combined to score 31 fourth-quarter points, but Tech's valiant rally came up just short in a 52-49 loss at Bank One Ballpark in Phoenix, Ariz.

The 2004 season marked Tech's first year competing in the Atlantic Coast Conference. After winning the ACC title, the Hokies earned a BCS berth against undefeated and No. 3-ranked Auburn in the 2005 Sugar Bowl.

Tech came close to knocking off the Tigers, but fell just short, losing 16-13. Senior Bryan Randall threw two touchdown passes, setting the Tech record for career passing touchdowns with 48.

Following its ACC Coastal Division title in 2005, Tech battled Louisville in the 2006 Gator Bowl. The Hokies trailed 24-13 early in the fourth quarter, but mounted a comeback behind a Tech bowl-record 22 points in the quarter, to win 35-24, and notch the third 11-win season in school history.

The Chick-fil-A Bowl matchup with Georgia following the 2006 season was a tale of two halves, and the Bulldogs emerged by a score of 31-24. At the intermission, it looked as if Tech might waltz to an easy victory after holding the Bulldogs to 47 yards of offense while building a 21-3 lead. The Hokies collapsed in the second half, however, as Georgia racked up 28 unanswered points and Tech turned the ball over on four straight possessions. Only a field goal in the waning moments kept the Hokies from getting blanked in the second half.



*Michael Vick and the Hokies wowed the nation in the 2000 Sugar Bowl National Championship game.*

# Hokies Have Chance To Set School Record for Wins in Miami

Quarterback Sean Glennon probably summed it up best in the week leading up to the ACC Championship game.

"What's done is done," the redshirt-junior signal caller said. "Right now, our ideal situation is to win the [ACC] championship and go to the Orange Bowl. I'll take that any day. Obviously a national title would be nice, but if you had told us before the season started that we could go to the Orange Bowl, I would definitely not have complained."

While it's tempting to think about what might have been had Boston College's Matt Ryan not shattered the Hokies' hopes back on Oct. 25 – you do the math ... Tech finished third in the BCS standings even with that gut-wrenching loss on its résumé – it can't be overstated how much of a success a season filled with adversity turned out to be.

From the pressures of bringing a community back together following the tragedy of April 16, to key injuries of starters Ed Wang, Ryan Shuman, Vince Hall and Sam Wheeler, to the early-season woes of the offense that saw it ranked in the triple digits of several statistical categories, the Hokies had plenty to overcome. But when all was said and done, Tech had put together its fourth-straight 10-win season



All-Americans Xavier Adibi (11) and Brandon Flowers (18) swallowed up opposing offenses all season long, combining for 187 tackles and helping the Tech defense rank No. 2 in the nation with 15.5 points allowed per game.

with an 11-2 record, captured its second ACC championship in four years, and earned its first BCS bowl invitation since the 2004 season.

Not only that, but the once-anemic offense enters the bowl

game averaging 34.8 points and 392.8 yards of offense per game over the last five contests, thanks largely in part to the two-headed quarterback system implemented between Glennon and freshman Tyrod Taylor. The defense was up to its old tricks as well, ranking second in the nation in scoring defense (15.5 points per game) and fifth in both total defense (293.31 yards per game) and rushing defense (86 yards per game).

It all began with one of the most significant events in Hokie history – the season opener in Lane Stadium on Sept. 1. The matchup with East Carolina was much more than a football game – it served as arguably the biggest step in a return to normalcy for the Virginia Tech community following the events of April 16, allowing Hokies from all over the chance to come to Blacksburg not only to watch football, but to be with each other and be Hokies again. Head coach Frank Beamer and his crew gave the

Tech faithful plenty to cheer about, knocking off the pesky Pirates by a score of 17-7 after a 17-yard interception return for a touchdown by cornerback Victor Harris and a 21-yard scoring catch by Wheeler.

The Hokies' high spirits were quickly brought back down to earth the next week in Baton Rouge, as Tech got throttled 48-7 by the No. 2 LSU Tigers, who racked up an astonishing 598 yards of offense against the Hokies' vaunted defense. The Hokies managed just 149 yards, and after falling behind 24-0 midway through the second quarter, Glennon was benched in favor of the mobile Taylor, who made his collegiate debut just before halftime. He would score Tech's lone touchdown on a 1-yard run in the third quarter.

Glennon essentially lost his job after giving way to Taylor, and the talented freshman went on to lead the Hokies to four straight victories, beginning with a 28-7 beating of Ohio at Lane Stadium



Victor "Macho" Harris successfully dove into the end zone following a 17-yard interception return against ECU, the first of eight non-offensive touchdowns scored by the Hokies this season – with five coming off of interceptions.



on Sept. 15. The Bobcats kept the score within seven until the fourth quarter, when a Branden Ore rushing score was followed by a 44-yard run by Kenny Lewis, Jr. – his second touchdown of the day. The Hokies' 28 points came unanswered, and they continued the streak into the next game against William & Mary the following week.

Tech opened the game with the Tribe by running off 34 more points – all in the first half – on its way to a 44-3 drubbing that was highlighted by a 60-yard punt return touchdown by flanker Eddie Royal and a 49-yard interception return for a touchdown by cornerback Brandon Flowers.

The Hokies opened ACC play on Sept. 29 at home with a 17-10 victory over North Carolina. The offense stalled a bit after its momentum in the previous two games – Tech's points came off of a Jud Dunlevy field goal and short runs by Taylor and Ore – and the Tar Heels were threatening late in the fourth quarter. The drive was thwarted, though, by one of linebacker Cam Martin's three sacks on the day, and the Hokies won their conference opener for the fourth straight year.

Though Tech put up 41 points in its next game, a 41-23 success at Clemson, 27 of them came by way of the defense or special teams. Dunlevy hit a pair of field goals, and BeamerBall was on full display as the Hokies scored touchdowns via punt return and kick return in the same game for the first time under Beamer. Royal notched his second score on a punt return in three games with an 82-yarder in the first half, Harris took back a kickoff 100 yards for his second touchdown of the year, and safety D.J. Parker tallied a pick-six on a 32-yard interception return on the first drive of the game.

The Hokies' winning streak reached five games with a 43-14 domination of Duke in Durham on Oct. 13, and the story of the game was Glennon's triumphant return in place of Taylor, who sprained his ankle in the first quarter. The former starter went on to throw for 258 yards and two touchdowns on 16-of-21 passing, staking his claim for a role in the offense that would continue for the rest of the season.

Following a bye week, the then-No. 2 Boston College Eagles

came to town and rained on the Hokies' parade in a Thursday night storm-soaked thriller. Tech led 10-0 late in the fourth quarter and looked certain to record the upset, but that's when Ryan pulled off one of college football's most improbable comebacks, throwing two touchdowns in the final 2:11 – including the game-winner with 11 seconds on the clock – to steal victory from the Hokies.

Though the loss left Tech stunned and 6-2, the late-game collapse proved to be the Hokies' rallying cry for the rest of the season as they ripped off five straight victories in convincing fashion to earn the Orange Bowl bid. The comeback began with a bizarre 27-3 win at Georgia Tech the following Thursday, before which four Tech jerseys mysteriously disappeared, including Glennon's. The Hokies were forced to fashion some old Georgia Tech jerseys into makeshift Virginia Tech ones, and Glennon fashioned one of the best games of his career, leading the Hokies to a season-high 481 yards of total offense and the runaway win.

The Hokies returned home on Nov. 10 to battle Florida State as Beamer sought his first-ever win against the Seminoles. Down 21-20 heading into the fourth quarter, Tech rolled up 20 unanswered points to secure the 41-20 win. Split end Justin Harper tallied a career-high 167 yards receiving, and the game marked the first time that the Hokies went to the rotating quarterback system as Taylor returned from his high-ankle sprain to score the go-



Chris Ellis, seen here leveling Miami's quarterback, enjoyed a breakout season at defensive end, while recording 49 tackles, 8.5 sacks and 38 quarterback hurries.

ahead touchdown early in the final period.

Tech put up its fourth 40-plus point game of the year in a 44-14 whipping of Miami the next week in its home finale, once again exploding in the second half, this time for 24 unanswered points. Harper scored for the third game in a row, and Ore added two touchdowns as the Hokies set themselves up for a showdown in Charlottesville the next week with the rival Cavaliers to decide the Coastal Division crown.

The Hokies clinched a rematch with Boston College in the ACC title game by knocking off Virginia 33-21. Ore racked up a season-high 147 yards on the ground, while Royal picked up an identical 147 through the air, including a game-changing 39-yard touchdown with just 12 seconds left in the first half and the Hokies down by one point. Taylor added a pair of rushing scores in the win and Dunlevy booted four field goals to send the Hokies to Jacksonville with a ticket to Miami on the line.

On Dec. 1 with the ACC Championship up for grabs, Tech got the redemption it had been seeking since that rainy nightmare in Blacksburg five weeks prior by avenging the loss with a 30-16 win over the Eagles. The game once again came down to the wire with Ryan engineering another



Not only did Eddie Royal score two touchdowns on punt returns and become the ACC's all-time leader in punt return yards, he also had a career-high 32 receptions and four touchdown catches, including this game-changer at UVa.

comeback bid, but an interception by Hall deep in Tech's territory and a pick-six by linebacker Xavier Adibi with 11 seconds remaining sealed the deal for the Hokies. Offensive lineman Duane Brown blocked two kicks in the game for Tech, and Glennon earned MVP honors after tossing three touchdown passes and leading the maroon and orange to its fourth-ever 11-win season.

The Hokies once again earned their share of individual honors following the regular season. Adibi, Chris Ellis, Harris and Royal were all named first-team All-ACC, while Barry Booker, Brown and Flowers all made the second team. Hall, Parker and Carlton Powell each earned honorable mentions. On a national level, Adibi and Flowers were named to the AFCA Coaches' All-America Team.

While the emotional season opener on Sept. 1 seems both like it was just yesterday and years ago all at the same time, it's probably a safe bet to say that all of Tech's individual standouts would trade in their post-season accolades if it meant an Orange Bowl victory and the right to call themselves the only 12-win team in school history. Come Jan. 3 against Kansas, the Hokie Nation will come together one more time to celebrate what will go down as a special year no matter what the outcome in Dolphin Stadium.



# Virginia Tech Roster



- 11 **Xavier ADIBI**\*\*\* .....LB, 6-2, 236, r-Sr. Hampton, Va., Phoebus, Bill Dee
- 59 **Barry BOOKER**\*\* .....DT, 6-4, 290, r-Sr. Amherst, Va., Amherst, Scott Abell
- 8 **Greg BOONE**\* .....TE, 6-3, 291, r-So. Chesapeake, Va., Oscar Smith, Richard Morgan
- 97 **Brent BOWDEN**.....P, 6-3, 213, r-So. Centerville, Va., Westfield, Tom Verbanic
- 71 **Aaron BROWN** .....OT, 6-6, 320, r-Fr. Cincinnati, Ohio, Princeton, Brian Dodds
- 76 **Duane BROWN**\*\* .....OT, 6-5, 308, r-Sr. Richmond, Va., Hermitage, Patrick Kane
- 47 **Nekos BROWN**\* .....DE, 6-2, 253, So. Brandywine, Md., Thomas Stone, Steve Lindsey
- 21 **Rashad CARMICHAEL** ....CB, 5-10, 186, r-Fr. Clinton, Md., Gwynn Park, Danny Hayes
- 17 **Kam CHANCELLOR**\* .....ROV, 6-3, 220, So. Norfolk, Va., Maury, Dealton Cotton
- 27 **Jahre CHEESEMAN** .....TB, 5-10, 209, r-So. Voorhees, N.J., Eastern, Dan Spittal
- 57 **Clark CRUM**.....OT, 6-7, 287, r-Fr. Dublin, Ohio, Scioto, Karl Johnson
- 79 **Eric DAVIS** .....OG, 6-7, 339, r-So. Lorton, Va., West Springfield, Bill Renner
- 98 **Jared DEVELLI**\*\*\* .....PK, 6-1, 243, Sr. Sterling, Va., Park View, Charlie Pierce
- 80 **Brandon DILLARD**.....FL, 5-11, 176, r-So. Martinsville, Va., Bassett, James Gilbert
- 86 **Chris DRAGER** .....TE, 6-4, 235, Fr. Jefferson Hills, Pa., Thomas Jefferson, Bill Cherpak
- 92 **Jud DUNLEVY**.....PK, 5-9, 179, r-Sr. Roanoke Rapids, N.C., Roanoke Rapids, Tim Bennett
- 49 **Chris ELLIS**\*\*\* .....DE, 6-5, 267, r-Sr. Hampton, Va., Bethel, Tracy Parker
- 85 **Matt FINNEGAN**.....FL, 6-1, 207, r-So. Yorktown, Va., Grafton, David Walton
- 18 **Brandon FLOWERS**†\*\*\* ..CB, 5-10, 200, r-Jr. Delray Beach, Fla., Atlantic, Chris Bean
- 82 **Steven FRIDAY** .....DE, 6-4, 227, r-Fr. Hampton, Va., Phoebus, Bill Dee
- 7 **Sean GLENNON**\*\* .....QB, 6-4, 225, r-Jr. Centerville, Va., Westfield, Tom Verbanic
- 13 **Corey GORDON**†\*\*\* .....LB, 6-2, 225, r-Sr. Gainesville, Fla., Gainesville, Rick Swain
- 40 **Billy GORHAM**\* .....FB, 5-10, 255, Sr. Franconia, Va., Robert E. Lee, Gerry Pannoni
- 64 **Richard GRAHAM**.....OT, 6-6, 278, r-So. Richmond, Va., St. Christopher's, Paul Padalino
- 91 **John GRAVES** .....DT, 6-3, 279, r-Fr. Richmond, Va., Meadowbrook, Bill Bowles
- 69 **Hivera GREEN**.....OG, 6-3, 305, r-So. Conway, S.C., Conway, Chuck Jordan
- 26 **Cody GRIMM**\* .....LB, 5-11, 206, r-So. Fairfax, Va., Oakton, Pete Bendorf
- 9 **Vince HALL**\*\*\* .....LB, 6-0, 238, r-Sr. Chesapeake, Va., Western Branch, Lew Johnston
- 81 **Justin HARPER**†\*\*\* .....SE, 6-4, 214, Sr. Catawba, N.C., Bandy's, Randy Lowman
- 1 **Victor HARRIS**\*\* .....CB, 6-0, 203, Jr. Highland Springs, Va., Highland Springs, Scott Burton
- 66 **Brandon HOLLAND**† .....OG, 6-4, 326, So. Roanoke, Va., Northside, Jim Hickam
- 12 **Cory HOLT**†\*\*\* .....QB, 6-4, 227, r-Jr. Lexington, N.C., Lexington, Billy Hunt
- 89 **Jonas HOUSERIGHT**\* .....LB, 6-0, 212, r-Jr. Gate City, Va., Gate City, Nic Colobro
- 19 **Josh HYMAN**†\*\*\* .....FL, 5-11, 190, r-Sr. Chesapeake, Va., Deep Creek, David Cox
- 42 **Kenny JEFFERSON**.....FB, 5-9, 273, r-So. Port Tobacco, Md., DeMatha Catholic, Bill McGregor
- 72 **Nick KAMINSKI**.....C, 6-4, 282, r-Fr. Warrenton, Va., Bishop O'Connell, Steve Trimble
- 61 **Scott KING**\* .....DS, 6-0, 242, Sr. Radford, Va., Radford, Norm Lineburg

- 20 **Kenny LEWIS, Jr.**\* .....TB, 5-9, 205, So. Danville, Va., George Washington, Everett Woods
- 16 **Zach LUCKETT** .....SE, 6-3, 212, r-Fr. Mays Landing, N.J., Holy Spirit, Bill Walsh
- 67 **Nick MARSHMAN**\*\* .....OG, 6-5, 357, r-Jr. Harrisonburg, Va., Turner Ashby, Joe Taylor
- 41 **Cam MARTIN**\* .....LB, 6-1, 209, r-So. Martinsville, Va., George Washington, Dan Newell
- 90 **Orion MARTIN**†\*\*\* .....DE, 6-2, 256, r-Jr. Martinsville, Va., George Washington, Everett Woods
- 46 **Dylan McGREEVY** .....LB, 5-11, 230, Jr. Front Royal, Va., Warren County, Heath Gilbert
- 54 **Nick McMILLIN**.....DS, 6-0, 232, r-Sr. Bristol, Tenn., Tennessee, Greg Stubbs
- 52 **Barrett MEARS** .....C, 6-5, 294, r-Fr. Richmond, Va., Mills E. Godwin, Will Kitchen
- 31 **Davon MORGAN** .....FS, 6-0, 189, Fr. Richmond, Va., Varina, Gary Chilcoat
- 2 **Josh MORGAN**†\*\*\* .....SE, 6-1, 220, Sr. Washington, D.C., H.D. Woodson, Greg Fuller
- 96 **Mark MUNCEY** .....LB, 5-11, 225, r-Fr. Tazewell, Va., Tazewell, Bobby Wyatt
- 28 **Branden ORE**\*\* .....TB, 5-11, 205, r-Jr. Chesapeake, Va., Indian River, Cadillac Harris
- 25 **D.J. PARKER**†\*\*\* .....FS, 6-0, 198, Sr. Hampton, Va., Phoebus, Bill Dee
- 87 **Prince PARKER**.....SE, 6-6, 218, r-Fr. Norfolk, Va., Maury, Dealton Cotton
- 44 **Devin PEREZ**† .....FB, 5-8, 248, r-Jr. Sparta, N.J., Pope John XXIII, Vic Paternostro
- 35 **Dustin PICKLE**\* .....TB, 5-10, 184, Jr. Salem, Va., Salem, Stephen Magenbauer
- 24 **Dorian PORCH**\* .....ROV, 5-11, 204, r-So. Calhoun, Ga., Gordon Central, Bill Long
- 99 **Carlton POWELL**\*\*\* .....DT, 6-2, 293, r-Sr. Chesapeake, Va., Great Bridge, Noble Palmer
- 29 **Devin RADFORD**.....TB, 5-9, 192, r-Fr. Fayetteville, N.C., E.E. Smith, Milton Butts

- 37 **Michael REID** .....SE, 6-3, 201, Jr. Martinsville, Va., Martinsville, Taylor Edwards
- 53 **Matt REIDY** .....ROV, 6-0, 219, So. Gaithersburg, Md., Damascus, Dan Makosy
- 70 **Sergio RENDER**\* .....OG, 6-4, 310, So. Newnan, Ga., Newman, Robert Herring
- 55 **Daryl ROBERTSON** .....DT, 6-2, 292, r-Fr. Bedford, Va., Liberty, Chris Watts
- 75 **Kory ROBERTSON**\*\* .....DT, 6-2, 342, r-Sr. Martinsville, Va., Magna Vista, Joe Beckelheimer
- 4 **Eddie ROYAL**\*\*\* .....FL, 5-10, 180, Sr. Herndon, Va., Westfield, Tom Verbanic
- 30 **Brian SAUNDERS** .....P, 6-0, 208, r-Fr. Roseland, Va., Nelson County, Tim Crawford
- 58 **Ryan SHUMAN**\* .....C, 6-3, 314, r-Jr. Fork Union, Va., Fork Union, Mickey Sullivan
- 88 **Andre SMITH**.....TE, 6-4, 245, r-Fr. Germantown, Md., Seneca Valley, Fred Kim
- 45 **Purnell STURDIVANT**\*\* ..LB, 5-10, 217, r-Jr. Norfolk, Va., Lake Taylor, Hank Sawyer
- 56 **Demetrius TAYLOR**.....DE, 6-0, 248, r-So. Virginia Beach, Va., Kellam, Chris DeWitt
- 5 **Tyrod TAYLOR**.....QB, 6-1, 206, Fr. Hampton, Va., Hampton, Mike Smith
- 95 **Cardarow THOMPSON**\* ..DT, 6-2, 338, r-So. Stafford, Va., North Stafford, Eric Cooke
- 14 **Grant THROCKMORTON**.....H, 6-4, 237, r-Sr. Wytheville, Va., George Wythe, Donnie Pruitt
- 63 **Matt TUTTLE** .....DS, 6-0, 225, r-So. Chesapeake, Va., Nansemond Suffolk Acad., Terry Crigger
- 22 **Stephan VIRGIL**\* .....CB, 5-11, 187, So. Rocky Mount, N.C., Rocky Mount, B.W. Holt
- 77 **Ed WANG**.....OT, 6-5, 312, r-So. Ashburn, Va., Stone Bridge, Mickey Thompson
- 60 **Beau WARREN** .....C, 6-3, 275, r-Fr. Clifton, Va., Centerville, Mike Skinner
- 33 **Brett WARREN**\*\* .....LB, 6-1, 238, r-Jr. Clifton, Va., Centerville, Mike Skinner
- 39 **Carlton WEATHERFORD**\* ..FB, 5-10, 230, r-Sr. Danville, Va., Tunstall, Buddy Brown
- 51 **Matt WELSH**.....OG, 6-4, 295, r-Jr. Clifton, Va., Centerville, Mike Skinner
- 83 **Sam WHEELER**†\* .....TE, 6-3, 267, r-So. Blacksburg, Va., Blacksburg, Dave Crist
- 3 **Ike WHITAKER**\* .....SE, 6-4, 225, r-So. Germantown, Md., Northwest, Randy Trivers
- 43 **Jason WORLDS**.....DE, 6-2, 257, r-Fr. Carteret, N.J., Carteret, Bob Molarz
- 34 **Matt WRIGHT**.....LB, 6-2, 221, Fr. Hampton, Va., Phoebus, Bill Dee
- 48 **Kenny YOUNGER**.....TE, 5-11, 229, So. Richmond, Va., Mills Godwin, Will Kitchen

## Pronunciation Guide

XAVIER ADIBI.....ZAY-vee-uh ur-DEE-bee  
 NEKOS Brown .....NEE-kose  
 JAHRE Cheeseman .....jah-REE  
 Jared DEVELLI .....duh-VELL-eee  
 Jud DUNLEVY.....DUN-lev-ee  
 HIVERA Green.....Hah-vee-air (Javier)  
 ORION Martin .....Oh-RYE-in (O'Ryan)  
 DAVON Morgan.....DAY-von  
 Branden ORE .....Orr  
 CORDARROW Thompson .....Core-DARE-oh  
 STEPHAN Virgil .....Steh-FAHN  
 BEAU Warren .....BO  
 Jason WORLDS.....Worlds

\* varsity letter

† also attended Hargrave Military Academy (Va.)

‡ also attended Fork Union Military Academy (Va.)

†† also attended Hargrave (one semester) and Norfolk State University (one semester)

‡‡ also attended Penn State University





Hokies

# Tech vs. Kansas

Jayhawks

- 1 Victor Harris.....CB
- 2 Josh Morgan.....SE
- 3 Ike Whitaker.....SE
- 4 Eddie Royal.....FL
- 5 Tyrod Taylor.....QB
- 7 Sean Glennon.....QB
- 8 Greg Boone.....TE
- 9 Vince Hall.....LB
- 11 Xavier Adibi.....LB
- 12 Cory Holt.....QB
- 13 Corey Gordon.....LB
- 14 Grant Throckmorton.....H
- 15 Jeff Beyer.....QB
- 16 Zach Lucket.....SE
- 17 Kam Chancellor.....ROV
- 18 Brandon Flowers.....CB
- 19 Josh Hyman.....FL
- 20 Kenny Lewis, Jr.....TB
- 21 Rashad Carmichael.....CB
- 22 Stephan Virgil.....CB
- 24 Dorian Porch.....ROV
- 25 D.J. Parker.....FS
- 26 Cody Grimm.....LB
- 27 Jahre Cheeseman.....TB
- 28 Brandon Ore.....TB
- 29 Devin Radford.....TB
- 30 Brian Saunders.....P
- 31 Davon Morgan.....FS
- 33 Brett Warren.....LB
- 35 Dustin Pickle.....TB
- 37 Michael Reid.....SE
- 39 Carlton Weatherford.....FB
- 40 Billy Gorham.....FB
- 41 Cam Martin.....LB
- 42 Kenny Jefferson.....FB
- 43 Jason Worlids.....DE
- 44 Devin Perez.....FB
- 45 Purnell Sturdivant.....LB
- 46 Dylan McGreevy.....LB
- 47 Nekos Brown.....DE
- 48 Kenny Younger.....TE
- 49 Chris Ellis.....DE
- 50 Chad Carlson.....DE
- 51 Matt Welsh.....OG
- 52 Barrett Mears.....C
- 53 Matt Reidy.....ROV
- 54 Bart McMillin.....DS
- 55 Daryl Robertson.....DT
- 56 Demetrius Taylor.....DE
- 57 Clark Crum.....OT
- 58 Ryan Shuman.....C
- 59 Barry Booker.....DT
- 60 Beau Warren.....C
- 61 Scott King.....DS
- 63 Matt Tuttle.....DS
- 64 Richard Graham.....OT
- 65 Jacob Gardner.....DE
- 66 Brandon Holland.....OG
- 67 Nick Marshman.....OG
- 70 Sergio Render.....OG
- 75 Kory Robertson.....DT
- 76 Duane Brown.....OT
- 77 Ed Wang.....OT
- 79 Eric Davis.....OG
- 80 Brandon Dillard.....FL
- 81 Justin Harper.....SE
- 85 Matt Finnegan.....FL
- 87 Prince Parker.....SE
- 88 Andre Smith.....TE
- 89 Jonas Houseright.....LB
- 90 Orion Martin.....DE
- 91 John Graves.....DT
- 92 Jud Dunlevy.....PK
- 95 Cordarrow Thompson.....DT
- 96 Mark Muncey.....LB
- 97 Brent Bowden.....P
- 98 Jared Develli.....PK
- 99 Carlton Powell.....DT

## When VIRGINIA TECH Has the Ball

### Virginia Tech Offense (Multiple)

- SE 2 **Josh Morgan** (6-1, 220, Sr.)
- 81 Justin Harper (6-4, 214, Sr.)
- TE 8 **Greg Boone** (6-3, 291, r-So.)
- 88 Andre Smith (6-4, 245, r-Fr.)
- LT 76 **Duane Brown** (6-5, 308, r-Sr.)
- 57 Clark Crum (6-7, 287, r-Fr.)
- LG 67 **Nick Marshman** (6-5, 357, r-Jr.)
- 64 Richard Graham (6-6, 278, r-So.)
- C 58 Ryan Shuman (6-3, 314, r-Jr.)
- 60 **Beau Warren** (6-3, 275, r-Fr.)
- 51 Matt Welsh (6-4, 295, r-Jr.)
- RG 70 **Sergio Render** (6-4, 310, So.)
- 66 Brandon Holland (6-4, 326, So.)
- RT 77 **Ed Wang** (6-5, 312, r-So.)
- 64 Richard Graham (6-6, 278, r-So.)
- TB 28 **Brandon Ore** (5-11, 205, r-Jr.)
- 20 Kenny Lewis, Jr. (5-9, 205, So.)
- 27 Jahre Cheeseman (5-10, 209, r-So.)
- FB 39 **Carlton Weatherford** (5-10, 230, r-Sr.)
- 42 Kenny Jefferson (5-9, 223, r-So.)
- QB 7 **Sean Glennon** (6-4, 225, r-Jr.) OR
- 5 Tyrod Taylor (6-1, 206, Fr.)
- FL 4 **Eddie Royal** (5-10, 180, Sr.)
- 19 Josh Hyman (5-11, 190, r-Sr.)

### Jayhawk Defense

- D 81 **Russell Brorsen** (6-4, 240, Jr.)
- 84 Jeff Wheeler (6-7, 260, So.)
- DT 94 **Caleb Blakesley** (6-5, 290, So.)
- 99 Jamal Greene (6-4, 290, r-Fr.)
- DT 93 **James McClinton** (6-1, 285, Sr.)
- 72 Todd Hashhorst (6-4, 290, Jr.)
- DE 87 **John Larson** (6-3, 250, Jr.)
- 91 Jake Laptad (6-4, 223, Fr.)
- OLB 12 **James Holt** (6-3, 220, Jr.)
- 41 Arist Wright (6-0, 220, So.)
- MLB 8 **Joe Mortensen** (6-1, 235, Jr.)
- 49 Drew Dudley (6-2, 225, Fr.)
- OLB 40 **Mike Rivera** (6-3, 255, Jr.)
- 45 Justin Springer (6-4, 220, Fr.)
- CB 3 **Aqib Talib** (6-2, 205, Jr.)
- 26 Phillip Strozier (6-0, 190, r-Fr.)
- SS 7 **Patrick Resby** (6-0, 200, Jr.) OR
- 46 Justin Thornton (6-1, 195, So.)
- FS 25 **Darrell Stuckey** (6-1, 205, So.)
- 27 Sadiq Muhammed (6-0, 200, Sr.)
- CB 24 **Kendrick Harper** (5-9, 190, Jr.) OR
- 16 Chris Harris (6-0, 180, Fr.)

## When KANSAS Has the Ball

### Virginia Tech Defense (4-3)

- DE 49 **Chris Ellis** (6-5, 267, r-Sr.)
- 43 Jason Worlids (6-2, 257, r-Fr.)
- DT 99 **Carlton Powell** (6-2, 293, r-Sr.)
- 91 John Graves (6-3, 279, r-Fr.)
- DT 59 **Barry Booker** (6-4, 290, r-Sr.)
- 75 Kory Robertson (6-2, 342, r-Sr.)
- 95 Cordarrow Thompson (6-2, 338, r-So.)
- DE 90 **Orion Martin** (6-2, 256, r-Jr.)
- 47 Nekos Brown (6-2, 253, So.)
- ILB 9 **Vince Hall** (6-0, 238, r-Sr.)
- 33 Brett Warren (6-1, 238, r-Jr.)
- ILB 11 **Xavier Adibi** (6-2, 236, r-Sr.)
- 45 Purnell Sturdivant (5-10, 217, r-Jr.)
- OLB 41 **Cam Martin** (6-1, 207, r-So.)
- 26 Cody Grimm (5-11, 206, r-So.)
- ROV 17 **Kam Chancellor** (6-3, 220, So.)
- 24 Dorian Porch (5-11, 204, r-So.)
- BC 18 **Brandon Flowers** (5-10, 200, r-Jr.)
- 22 Stephan Virgil (5-11, 187, So.)
- FS 25 **D.J. Parker** (6-0, 198, Sr.)
- 31 Davon Morgan (6-0, 189, Fr.)
- FC 1 **Victor "Macho" Harris** (6-0, 203, Jr.)
- 21 Rashad Carmichael (5-10, 186, r-Fr.)

### Jayhawk Offense

- LT 78 **Anthony Collins** (6-6, 310 Jr.)
- 70 Matt Darton (6-6, 305 Jr.)
- LG 66 **Adrian Mayes** (6-3, 305 Jr.)
- 73 Jason Hind (6-4, 285 So.)
- OC 50 **Ryan Cantrell** (6-3, 290 Jr.)
- 59 Sal Capra (6-3, 285 Fr.)
- RG 79 **Chet Hartley** (6-4, 310 Jr.)
- 68 Carl Wilson (6-4, 285 Fr.)
- RT 65 **Cesar Rodriguez** (6-7, 290 Sr.)
- 63 Ian Wolfe (6-5, 280 Fr.)
- TE 85 **Derek Fine** (6-3, 250 Sr.)
- 87 Bradley Dedeaux (6-3, 245 Fr.)
- WR 86 **Marcus Henry** (6-4, 210 Sr.)
- 13 Marcus Herford (6-3, 205 Jr.)
- WR 88 **Dexton Fields** (6-0, 200 Jr.)
- 10 Kerry Meier (6-3, 220 So.)
- WR 80 **Dezmon Briscoe** (6-3, 200 Fr.)
- 89 Tertavian Ingram (6-0, 190 Fr.)
- QB 5 **Todd Reesing** (5-11, 200 So.)
- 10 Kerry Meier (6-3, 220 So.)
- RB 35 **Brandon McAnderson** (6-0, 235 Sr.)
- 1 Jake Sharp (5-10, 190 So.)

## On Special Teams

### Virginia Tech

- P 97 **Brent Bowden** (6-3, 213, r-So.)
- 30 Brian Saunders (6-0, 208, r-Fr.)
- FG/PAT 92 **Jud Dunlevy** (5-9, 179, r-Sr.)
- 98 Jared Develli (6-1, 243, Sr.)
- Punt Snap 54 **Bart McMillin** (6-0, 232, r-Sr.)
- 63 Matt Tuttle (6-0, 225, r-So.)
- 61 **Scott King** (6-0, 242, Sr.)
- 63 Matt Tuttle (6-0, 225, r-So.)
- H 14 **Grant Throckmorton** (6-4, 237, r-Sr.)
- 97 Brent Bowden (6-3, 213, r-So.)
- KO 92 **Jud Dunlevy** (5-9, 179, r-Sr.) OR
- 98 Jared Develli (6-1, 243, Sr.)
- KR 4 **Eddie Royal** (5-10, 180, Sr.) AND
- 2 **Josh Morgan** (6-1, 220, Sr.)
- 1 "Macho" Harris (6-0, 203, Jr.) AND
- 80 Brandon Dillard (5-11, 176, r-So.)
- PR 4 **Eddie Royal** (5-10, 180, Sr.)
- 2 Josh Morgan (6-1, 220, Sr.) OR
- 1 "Macho" Harris (6-0, 203, Jr.)

### Kansas


- P 15 **Kyle Tucker** (6-2, 230, Sr.)
- 10 Kerry Meier (6-3, 220, So.)
- PK 39 **Scott Webb** (5-11, 210, Sr.)
- 14 Stephen Hoge (6-4, 210, Fr.)
- LS 56 **Kayl Anderson** (6-2, 250, So.)
- 81 Russell Brorsen (6-4, 240, Jr.)
- H 15 **Kyle Tucker** (6-2, 230, Sr.)
- 10 Kerry Meier (6-3, 220, So.)
- KOR 13 **Marcus Herford** (6-3, 205, Jr.)
- 1 Jake Sharp (5-10, 190, So.)
- PR 20 **Anthony Webb** (6-0, 185, So.)
- 80 Dezmon Briscoe (6-3, 200, Fr.)



Rosters and depth charts are subject to change.

2008 ORANGE BOWL GUIDE

# PROFILE UPDATES



11

*Xavier Adibi*

**Linebacker • 6-2 • 236 • r-Sr.**  
**Hampton, Va. • Phoebus H.S.**

Was named to the American Football Coaches Association All-America team following the regular season ... Earned first-team All-ACC honors ... Teams up with Vince Hall to form one of the top linebacking duos in the country ... Has started every game over the past three seasons ... Tech's best sideline-to-sideline defender ... The Hokies' leading tackler in 2007 ... Has 108 tackles, including a team-leading 12 behind the line.

**2007:** Turned in personal bests in the bench press (390) and back squat (500) during fall testing ... The personal protector on the punt team ... Played every defensive play against ECU and posted 10 tackles, including one behind the line ... Had a sack and nine total tackles at No. 2 LSU ... Picked up another sack and three total tackles for loss on the way to 11 tackles in the Ohio game ... Only played 18 plays against William & Mary ... Came back with a career-high 15 tackles in the UNC game ... Also had a crucial interception and a sack ... Played all 90 defensive downs against Clemson, contributed 10 tackles, two behind the line, and broke up a pass ... Led the team with nine tackles against BC ... Also had nine tackles to go with 1.5 tackles for loss and a pass breakup against Florida State ... Posted 10 tackles and broke up a pass against Miami ... Contributed nine tackles and returned an interception 40 yards for a touchdown to ice a win over BC in the ACC Championship game.

**Personal:** Xavier Oyekola Adibi ... Born 10/18/84 in Stillwater, OK ... Son of Abiodun and Leanne Adibi ... Brother of former Tech defensive end Nathaniel Adibi ... Majoring in apparel, housing and resource management.

Tackles	G	UT	AT	Tot.	Loss	Sacks
2004	7	21	4	25	4.5- 20	2.0- 14
2005	13	28	41	69	7.0- 17	3.0- 7
2006	13	29	53	82	5.5- 14	3.0- 9
2007	13	50	58	108	12.0- 23	3.0- 4
Career	46	128	156	284	29.0- 74	11.0- 34

2007 Tackles Game-by-Game							
ECU	1	3	7	10	1.0-	2	0- 0
at LSU	1	7	2	9	1.0-	1	1- 1
OHIO	1	3	8	11	3.0-	6	1- 1
W&M	1	0	2	2	0.5-	1	0- 0
UNC	1	4	11	15	1.0-	2	1- 2
at CU	1	9	1	10	2.0-	7	0- 1
at Duke	1	0	2	2	0.0-	0	0- 0
BC	1	3	6	9	0.0-	0	0- 0
at GT	1	4	3	7	0.0-	0	0- 0
FSU	1	4	5	9	1.5-	1	0- 0
UM	1	3	7	10	0.0-	0	0- 0
at UVa	1	3	2	5	1.0-	1	0- 0
vs BC	1	7	2	9	1.0-	2	0- 0

Interceptions	G	No.	Yds.	Avg.	TD	LG
2004	7	1	0	0.0	0	0
2005	13	2	50	25.0	1	25
2006	13	3	49	16.3	0	40
2007	13	2	71	35.5	1	40
Career	46	8	170	21.3	2	40



59

*Barry Booker*

**Defensive Tackle • 6-4 • 290 • r-Sr.**  
**Amherst, Va. • Amherst H.S.**

Made some big plays down the stretch for the Hokies ... A second-team All-ACC selection ... Uses his athleticism to put pressure on the passer ... Second on the team in tackles for loss with 10.5, including 4.5 at Virginia ... Also stands second in quarterback hurries with 24.

**2007:** Was one of eight players to make all six of his strength and conditioning goals ... Played 49 snaps in the opener and posted four tackles ... Added three tackles at LSU ... Was in on seven tackles during the Ohio game, including two behind the line ... Was in on three tackles, including one for loss, and had two hurries against William & Mary ... Shared a sack in the North Carolina game and had four total tackles ... Had two QB hurries at Clemson and a pair of tackles at Duke ... Shared a sack against BC ... Also knocked down a pass and hurried the passer five times ... Added three hurries and a pair of tackles at Georgia Tech ... Forced a key fumble against FSU and had three tackles and three QB hurries ... Turned in a

sack that caused a key fumble during the Miami game ... Was in on seven tackles, including five behind the line at Virginia ... Produced Tech's only sack during its ACC Championship win over BC and had four hurries ... Has 43 tackles on the season, including four sacks ... Also has a pair of forced fumbles.

**Personal:** Barry Nathaniel Booker, Jr. ... Born 11/13/85 in Fort Campbell, KY ... Son of Barry and Patsy Booker ... Enrolled in apparel, housing and resource management.

Tackles	G	UT	AT	Tot.	Loss	Sacks
2004	1	1	1	2	0- 0	0- 0
2005	12	2	11	13	2.0- 9	0- 0
2006	13	16	36	52	7.0- 41	1.5- 21
2007	13	20	23	43	10.5- 39	4.0- 29
Career	39	39	71	110	19.5- 89	5.5- 50

2007 Tackles Game-by-Game							
ECU	1	1	3	4	0.0-	0	0- 0
at LSU	1	1	2	3	0.0-	0	0- 0
OHIO	1	2	5	7	2.0-	4	0- 0
W&M	1	1	2	3	1.0-	1	0- 0
UNC	1	1	3	4	0.5-	1	0- 0
at CU	1	0	0	0	0.0-	0	0- 0
at Duke	1	2	0	2	0.0-	0	0- 0
BC	1	0	1	1	0.5-	5	0.5- 5
at GT	1	2	0	2	0.0-	0	0- 0
FSU	1	1	2	3	0.0-	0	0- 0
UM	1	2	1	3	1.0-	2	1- 2
at UVa	1	4	3	7	4.5-	20	1.5- 16
vs BC	1	3	1	4	1.0-	6	1- 6



8

*Greg Boone*

**Tight End • 6-3 • 291 • r-So.**  
**Chesapeake, Va. • Oscar Smith H.S.**

Picked up a lot of action at tight end ... Played in every game and got six starts ... Became the primary starter at tight end the final four games when Sam Wheeler was sidelined by an injury ... Is tough to bring down once he makes a catch ... Possesses outstanding size and athleticism.

**2007:** Has nine catches for 123 yards, an average of 13.7 yards a grab ... Starts on the extra point team and field goal teams, as well as the punting unit ... Started in a two tight



Greg Boone

**Personal:** Greg Eugene Boone ... Born 9/14/86 in Norfolk, VA ... Son of Nora and Larry Evans ... Enrolled in sociology.

Receiving	G	No.	Yds.	Avg.	TD	LG
2006	12	5	68	13.6	1	41
2007	13	9	123	13.6	0	32
Career	25	14	191	13.6	1	41




97

## Brent Bowden

**Punter • 6-3 • 213 • r-So.**  
**Centreville, Va. • Westfield H.S.**

Is in his first season handling the Hokies' punting duties ... Heads into the bowl game with a 42.8-yard average per punt, which is currently the third-best season mark for a Tech punter since 1950 ... Has placed 27 kicks inside the opponents' 20-yard line ... Currently ranks third in the ACC and 22nd nationally in punting ... His 83 punts are the most among ACC punters and his 3,549 yards punting are a Tech single-season record.

**2007:** Punted well in the opener with four of his six kicks downed inside the 20 ... Had a long of 52 yards and averaged 42.3 ... Punted eight times at LSU for a 40.1 average and four more inside the 20 ... Averaged 41.3 yards on seven punts versus Ohio with three inside the 20 ... Had eight kicks for a 43.1-yard average against W&M ... Contributed key punts of 54 and 59 yards late in the fourth quarter of win over UNC ... Posted a 46.4 average on eight punts at Clemson with a long of 57 ... Averaged 40.5 on four kicks against Duke ... Had three kicks inside the 20 in the BC game ... Punted seven times for a 47.1-yard average at Georgia Tech ... Had his lowest average of the season in the FSU game at 35.3 ... Punted just three times against Miami for 43.7 yards ... Averaged 48.2 yards on four punts at UVa ... Has seven punts in the ACC Championship game against BC, averaging 46.3 yards.



Brent Bowden

**Personal:** Brent Michael Bowden ... Born 5/21/87 in Huntsville, AL ... Son of Tim and Denise Bowden ... Majoring in architecture.

Punting	G	No.	Yds.	Avg.	Long	Blkd.
2007	13	83	3549	42.8	59	0

### 2007 Punting Game-by-Game

ECU	1	6	254	42.3	52	0
at LSU	1	8	321	40.1	44	0
OHIO	1	7	289	41.3	47	0
W&M	1	8	345	43.1	52	0
UNC	1	8	302	43.1	59	0
at CU	1	8	371	46.4	57	0
at Duke	1	4	162	40.5	48	0
BC	1	8	315	39.4	47	0
at GT	1	7	330	47.1	54	0
FSU	1	6	212	34.3	50	0
UM	1	3	131	43.7	47	0
at UVa	1	4	193	48.2	57	0
vs BC	1	7	324	46.3	54	0



76

## Duane Brown

**Offensive Tackle • 6-5 • 308 • r-Sr.**  
**Richmond, Va. • Hermitage H.S.**

Has started every game this season at left tackle ... Also a valuable performer on special teams with three career blocked kicks, including two this season ... Is third on the O-line with 810 offensive plays ... Also second on the entire team with 914 total plays ... Has gained an average grade of 89 percent and collected 26 knockdown blocks ... Earned second-team All-ACC recognition for the second straight season ... A two-time state Offensive Lineman/End of the Year pick by the Richmond Touchdown Club ... A former tight end who is as athletic as they come at the tackle position.

**2007:** Contributed five knockdown blocks in the opening game ... Graded 86 percent at LSU on 40 snaps ... Played 72 snaps against Ohio, grading 90 percent with three knockdown blocks ... Graded 94 percent in the William & Mary game ... Played every offensive snap and graded 91 percent against UNC ... Played all 55 plays with two knockdown blocks ... Posted five knockdowns at Duke ... Graded 92 percent with three knockdowns against BC and 90 percent on 71 plays at Georgia Tech ... Played every offensive snap and 14 special team plays

*Continued on next page*



### Brown *Continued*

at Virginia, grading 89 percent ... Blocked a field goal and an extra point during the ACC Championship game win over BC ... Graded out at 91 percent on 70 plays.

**Personal:** Duane Anthony Brown ... Born 8/30/85 in Richmond, VA ... Son of Dennis and Myra Brown ... Majoring in apparel, housing and resource management.



47

## Nekos Brown

**Defensive End • 6-2 • 253 • So.**  
**Brandywine, Md. • Thomas Stone H.S.**


Has been an important contributor in the Hokies' rotation at defensive end ... Has averaged over 20 defensive plays a game, while seeing action in all 13 outings ... Also plays on the kick block teams ... A hard worker who is both athletic and explosive.

**2007:** Played 25 defensive snaps and six special teams plays against ECU ... Picked up four tackles while playing 36 plays, including 24 at end ... Had a tackle for loss and two total tackles against Ohio ... Contributed three tackles and two QB hurries while playing 26 defensive downs and seven special team

plays against W&M ... Posted three tackles against UNC ... Picked up two quarterback sacks for minus 12 yards at Clemson ... Had a quarterback hurry at Georgia Tech ... Shared a tackle for loss in the FSU game ... Collected a hurry against Virginia ... Played 20 downs at end in the ACC title game against BC, registering a tackle and a QB hurry ... Has 21 total tackles and eight hurries.

**Personal:** Nekos Laprae-Brooks Brown ... Born 2/18/88 in Prince George's, MD ... Son of Chuck and Jocelyn Brown ... A management major.

Tackles	G	UT	AT	Tot.	Loss	Sacks
2006	13	4	8	12	0.5- 1	0- 0
2007	13	10	11	21	3.5-16	3.0- 16
Career	26	14	19	33	4.0-17	3.0- 16



21

## Rashad Carmichael

**Cornerback • 5-10 • 186 • r-Fr.**  
**Clinton, Md. • Gwynn Park H.S.**

A promising young player who holds down the No. 2 spot at the field corner position ... Has picked up a lot of valuable experience

... Earned a spot on the punt block team with his speed and toughness.

**2007:** Started on the punt team in the opening game with ECU ... Saw action on 20 plays at corner at LSU, collecting a pair of tackles ... Played six plays at corner against Ohio and had a tackle for loss ... Made three tackles, while playing 50 snaps at corner against W&M ... Was in for seven defensive plays at Clemson with one tackle ... Played 15 defensive downs and 11 special team plays against Duke ... Had nine plays on special teams against Boston College ... Collected six plays on defense and six on special teams at GT ... Worked four plays at corner against FSU ... Got 14 plays at

corner against Miami ... Saw action on special teams against Virginia and BC.

**Personal:** Rashad Bernard Carmichael ... Born 9/9/88 in Laurinburg, NC ... Son of Bernard and Mae Carmichael ... Cousin is former Clemson and current Houston Texans wide receiver Derrick Hamilton ... Majoring in human development.

Tackles	G	UT	AT	Tot.	Loss	Sacks
2007	13	5	3	8	1- 3	0- 0



17

## Kam Chancellor

**Rover • 6-3 • 220 • So.**  
**Norfolk, Va. • Maury H.S.**


Moved into the starting lineup at the rover position during the preseason ... Has started every game ... Went through some ups and downs while adjusting to the position ... Gets better with every game ... Ranks fifth on the team in tackles with 72 ... Combines size, speed and athleticism with a good awareness of the game ... Ranks as one of the Hokies' hardest hitters.

**2007:** Earned the starting job at rover ... Has played 822 downs on defense ... Has also seen action on the kick block teams ... Earned Iron Hokie honors in the weight room ... Had six tackles in the opener and nine at LSU ... Added four more in the Ohio game ... Broke up a pass and was in on a tackle during limited action against W&M ... Made a crucial fumble recovery in Tech's own end zone against UNC to record a touchback ... Also contributed six tackles and a pass break up ... Picked up seven tackles while playing all 90 defensive downs at Clemson ... Was in on two tackles against Duke ... Contributed six tackles, a shared sack and an interception at Georgia Tech ... Posted nine tackles against Florida State ... Had four tackles, two hurries and a pass break up against Miami ... Was in on four tackles at Virginia ... Collected eight tackles and broke up a pass in the ACC Championship game against BC ... Has five pass breakups, three quarterback hurries and two forced fumbles.

**Personal:** Kameron Darnel Chancellor ... Born 4/3/88 in Norfolk, VA ... Son of Karen Lambert ... Enrolled in university studies.



Nekos Brown



Kam Chancellor

Tackles	G	UT	AT	Tot.	Loss	Sacks
2006	13	3	6	9	0- 0	0- 0
2007	13	36	36	72	1- 6	0.5- 6
Career	26	39	42	81	1- 6	0.5- 6

2007 Tackles Game-by-Game						
ECU	1	4	2	6	0.0-	0- 0
at LSU	1	5	4	9	0.0-	0- 0
OHIO	1	2	2	4	0.0-	0- 0
W&M	1	0	1	1	0.0-	0- 0
UNC	1	1	5	6	0.0-	0- 0
at CU	1	7	0	7	0.0-	0- 0
at Duke	1	2	0	2	0.0-	0- 0
BC	1	1	5	6	0.0-	0- 0
at GT	1	4	2	6	0.5-	6- 6
FSU	1	3	6	9	0.5-	0- 0
UM	1	1	3	4	0.0-	0- 0
at UVa	1	2	2	4	0.0-	0- 0
vs BC	1	4	4	8	0.0-	0- 0

Interceptions	G	No.	Yds.	Avg.	TD	LG
2006	13	1	4	4.0	0	4
2007	13	1	23	23.0	0	23
Career	26	2	27	13.5	0	23



27

## Jahre Cheeseman

**Tailback • 5-10 • 209 • r-So.**  
**Voorhees, N.J. • Eastern H.S.**

A tough, physical player who has played an important role on special teams and helped supply depth at tailback ... Broke off a 70-yard run at Georgia Tech, the Hokies' longest rushing play of the season ... Posted the best bench press among the tailbacks (380) during the preseason.

**2007:** The No. 3 tailback ... Was in on one offensive play in the first game and played 13 snaps at LSU, including two on special teams ... Posted a tackle against the Tigers ... Carried the football twice against Ohio, gaining 17 yards ... Also had a tackle on special teams ... Rushed four times for six yards in a win over William & Mary ... Worked at tailback for three snaps at Duke, rushing for seven yards

... Rushed six times for 84 yards at Georgia Tech, including a career-best 70-yard run ... Also chipped in a pair of tackles on special teams ... Picked up three carries for 12 yards in the FSU game and was in on a special team tackle ... Scored his first collegiate touchdown on a 2-yard run against Miami ... Had a tackle on special teams at Virginia ... Saw action on 11 special team plays versus BC in the ACC title game.

**Personal:** Jahre T. Cheeseman ... Born 1/11/87 in Vallejo, CA ... Son of Acintia and Mario Robinson ... Enrolled in apparel, housing and resource management.

Rushing	G	No.	Yds.	Avg.	TD	LG
2007	13	20	132	6.6	1	70



98

## Jared Develli

**Place-kicker • 6-1 • 243 • Sr.**  
**Sterling, Va. • Park View H.S.**

Handled the majority of Tech's kickoffs during the first half of the season ... Has 12 touchbacks on 38 kicks, while averaging 65.6 yards per kickoff ... Picked up three tackles while covering his own kicks ... Also serves as a backup to place-kicker Jud Dunlevy for extra points and field goals.


**2007:** Won the kickoff job in the preseason ... Put three of his four kickoffs in the end zone against ECU ... Had a touchback on one of his five kicks against Ohio ... Collected four touchbacks while kicking off nine times against W&M ... Tore a triceps muscle while making a tackle against UNC, but did not miss a game ... Had three touchbacks in eight kickoff against Clemson ... Was in on a tackle following a kickoff against BC.

**Personal:** Jared Gabriel Develli ... Born 12/28/85 in Loudoun, VA ... Son of Gabe and Jan Develli ... Majoring in history.



Jahre Cheeseman

2008 ORANGE BOWL GUIDE



80

### Brandon Dillard

**Flanker • 5-11 • 176 • r-So.**  
Martinsville, Va. • Bassett H.S.

One of the team's fastest players ... Has worked with four different special team units ... Also provides depth at the flanker position.

**2007:** Was in for three offensive plays in the opening game and for 12 at LSU ... Also saw special teams duty in both games, returning a kickoff 23 yards against the Tigers ... Was in for seven plays on offense and four on special teams against Ohio ... Had 24 plays at receiver and 13 more on special teams against W&M ... Had a tackle on special teams at Clemson ... Worked four plays at receiver and 10 on special teams against Duke ... Contributed a tackle during 12 special teams plays against Boston College ... Played four snaps at receiver and seven on special teams at GT ... Was in on 13 special team plays, grading 100 percent on one unit ... Worked at receiver for three plays against Miami ... Was in on a special team tackle at Virginia.

**Personal:** Brandon Antonio Dillard ... Born 2/3/87 in Martinsville, VA ... Son of Anthony and Linda Dillard ... Enrolled in university studies.



86

### Chris Drager

**Tight End, 6-4, 235, Fr.**  
Jefferson Hills, Pa., Thomas Jefferson H.S.

A true freshman who got the coaches' attention with his steady play at tight end during the preseason ... Earned a chance to play with his toughness and ability ... Was making steady progress when he suffered a season-ending knee injury against William & Mary in the fourth game of the season.

**2007:** Started on the return teams for punts and kickoffs ... Also worked on three other special team units ... Got eight special teams plays against ECU ... Saw his first action at tight end at LSU and had a catch for 14 yards ... Was in on 16 plays against Ohio, including nine on special teams ... Suffered a season-ending knee injury while making a 9-yard reception against William & Mary.

**Personal:** Christopher John Drager ... Born 8/23/88 in Pittsburgh, PA ... Son of John and Melanie Drager ... His older brother, Jon, played at Kent State and faced the Hokies in 2006.



92

### Jud Dunlevy

**Place-kicker • 5-9 • 179 • r-Sr.**  
Roanoke Rapids, N.C. • Roanoke Rapids H.S.

Is having one of the best seasons ever for a Tech kicker ... Has made 21-of-24 field goals, one shy of the school season mark of 22 made field goals ... Is a perfect 14-of-14 inside the 40-yard line and has made seven kicks of 40 or more yards, the most for a Tech kicker since 1999 ... Has also handled the majority of the kickoffs over the last half of the season ... Executed a perfect on-side kick in the Georgia Tech game ... Leads the team in scoring and is fourth in the ACC ... His 105 points are just four points shy of a new school season mark for points by a kicker ... He is tied for 17th nationally in field goals ... A Lou Groza semifinalist.

**2007:** Won a preseason battle for the place-kicking duties ... Booted a 25-yard field goal against ECU ... Hit field goals from 25, 27 and 38 yards during the William & Mary game ... Added five PATs for 14 points ... Made a 52-yard field goal in the UNC game ... Booted field goals from 32 and 47 yards on the way to 11 points at Clemson ... Kicked field goals of 43, 44 and 29 at Duke ... Suffered his first miss in that game on a 42-yard attempt ... Also missed his first PAT of the year ... Handled four kickoffs against the Blue Devils ... Kicked a 44-yard field goal against BC and also contributed a pooch punt that was downed inside the 20-yard line and two kickoffs, one of which resulted in a touchback ... Was 2-for-3 on field goals at Georgia Tech and handled all five kickoffs ... Missed a 52-yard FG attempt and made one from 22 yards against Florida State ... Made kicks of 40, 44 and 37 yards against Miami and also aided on a tackle after kicking off ... Added four more successful field goals in the Virginia game ... Also had three touchbacks on kickoffs in that game.

**Personal:** Judson Bryce Dunlevy ... Born 10/9/84 in Rocky Mount, NC ... Son of Keith and Denise Dunlevy ... Majoring in apparel, housing and resource management.

Scoring	G	EP- A	FGM- A	LG	TP
2007	13	42-44	21-24	52	105



Jared Develli (l) and Jud Dunlevy



2007 Scoring Game-by-Game					
G	EP- A	FGM- A	LG	TP	
ECU	1	2- 2	1- 1	25	5
at LSU	1	1- 1	0- 0	0	1
OHIO	1	4- 4	0- 0	0	4
W&M	1	5- 5	3- 3	38	14
UNC	1	2- 2	1- 1	52	5
at CU	1	5- 5	2- 2	47	11
at Duke	1	5- 4	4- 3	44	13
BC	1	1- 1	1- 1	44	4
at GT	1	3- 3	3- 2	28	9
FSU	1	4- 3	2- 1	22	6
UM	1	5- 5	3- 3	44	14
at UVa	1	3- 3	4- 4	37	15
vs BC	1	4- 4	0- 0	0	4



49

*Chris Ellis*

**Defensive End • 6-5 • 267 • r-Sr.**  
Hampton, Va. • Bethel H.S.

A first-team All-ACC performer in 2007 ... Has kept the pressure on opposing quarterbacks all season with 8.5 sacks, 38 hurries and five passes broken up ... Returned an interception 5 yards for a key touchdown against Florida State ... Leads the team in fumble recoveries with three ... Is smart, athletic and highly motivated ... Has 34 career starts, including the last 21 in a row.

**2007:** Turned in four tackles and three QB hurries in the season opener against ECU ... Had his first quarterback sack of the year at LSU ... Contributed five tackles and three hurries against Ohio ... Also shared a sack against the Bobcats ... Shared a sack and broke up a pass during the William & Mary game ... Had a sack and eight total tackles against UNC ... Caused a fumble with a sack at Clemson and made the recovery himself ... Posted a sack and knocked down a pass at Duke ... Registered four tackles, 1.5 sacks, two passes broken up and seven QB hurries against BC ... Scored on a 5-yard interception return against FSU ... Also registered seven more hurries and five tackles ... Had six tackles, including a sack, against Miami ... Also had a hurry, a fumble caused and a fumble recovery during that game ... Posted a sack and seven tackles in win at Virginia ... Hurried the QB six times during the ACC title game against BC ... Has 49 total tackles, including nine behind the line.

**Personal:** Christopher James Ellis ... Born 2/11/85 in Hawaii ... Son of Eric and Laurie Ellis ... Majoring in apparel, housing and resource management.

Tackles	G	UT	AT	Tot.	Loss	Sacks
2004	13	15	18	33	7.5- 33	3.0- 11
2005	13	16	25	41	11.0- 41	6.0- 33
2006	12	18	20	38	8.5- 46	4.5- 38
2007	13	22	27	49	9.0- 51	8.5- 49
Career	51	71	90	161	36.0-171	22.0-131

2007 Tackles Game-by-Game						
	G	UT	AT	Tot.	Loss	Sacks
ECU	1	2	2	4	0.0- 0	0- 0
at LSU	1	3	0	3	1.0- 1	1- 1
OHIO	1	1	4	5	1.0- 4	0.5- 2
W&M	1	1	1	2	0.5- 2	0.5- 2
UNC	1	3	5	8	1.0- 5	1.0- 5
at CU	1	1	1	2	1.0- 9	1.0- 9
at Duke	1	2	0	2	1.0- 5	1.0- 5
BC	1	1	3	4	1.5- 15	1.5- 15
at GT	1	0	0	0	0.0- 0	0- 0
FSU	1	0	5	5	0.0- 0	0- 0
UM	1	3	3	6	1.0- 8	1- 8
at UVa	1	5	2	7	1.0- 2	1- 2
vs BC	1	0	1	1	0.0- 0	0- 0

Interceptions	G	No.	Yds.	Avg.	TD	LG
2004	13	0	0	0.0	0	0
2005	13	1	29	29.0	1	29
2006	12	0	0	0.0	0	0
2007	13	1	5	5.0	1	5
Career	51	2	34	17.0	2	29



85

*Matt Finnegan*

**Flanker • 6-1 • 207 • Sr.**  
Yorktown, Va. • Grafton H.S.

Earned a role on Tech's special teams early in the season ... Starts on the punt return and kickoff return teams and also works with the kickoff unit ... Provides extra depth at the flanker position ... A steady performer who can be counted on for top effort.

**2007:** Made the dress squad as a special teams player ... Was one of eight players to make all six of his strength and conditioning goals ... Saw his first action at LSU with eight plays on the kickoff return team ... Added two plays in the Ohio game and four more against William & Mary ... Saw action on eight special team plays at Clemson and seven at Duke ... Picked up four plays as a receiver and nine on special teams at GT ... Had 13 special team plays against Florida State ... Worked two plays at receiver against Miami, as well as seeing action on special teams ... Was in for 12 plays on special teams at Virginia and six plays in the ACC Championship game against BC.

**Personal:** Matthew Ryan Finnegan ... Born 7/28/85 in Newport News, VA ... Son of Sean and Patti Finnegan ... A political science major.



18

*Brandon Flowers*

**Cornerback • 5-10 • 200 • r-Jr.**  
Delray Beach, Fla. • Atlantic H.S. • Hargrave

One of the nation's top cornerbacks ... Named first team All-America by the American Football Coaches Association ... Picked first-team All-ACC by Rivals ... Selected second-team All-ACC by the league writers ... Consistent, game-in and game-out ... Ranks third on the team in tackles with 79 ... Tied for the team lead in interceptions with five ... Combines a real feel for the game with excellent ability ... Has started 26 consecutive games at the boundary corner position.

**2007:** Was in on 10 tackles in the opening game, including one behind the line ... Also broke up two passes ... Posted two tackles for loss and nine total tackles at LSU ... Had five tackles in the Ohio game ... Returned an interception 49 yards for a touchdown against William & Mary ... Collected nine tackles in the UNC game ... Had two tackles behind the line and seven total at Clemson ... Also broke up two passes against the Tigers ... Was in on five tackles at Duke ... Intercepted a pass and added four tackles and a breakup versus BC ... Returned an interception 33 yards at Georgia Tech and added five tackles ... Picked off a pass for the third-straight game, returning it 11 yards against FSU ... Also had five tackles against the Seminoles ... Had five tackles and a fumble recovery against Miami ... Made a key interception against Virginia, setting up a touchdown ... Had seven tackles in that game ... Also had seven tackles, a pass break up and returned a blocked PAT for a 2-point defensive extra point conversion in the ACC title game against BC ... Has seven tackles for loss on the season, eight passes broken up and three quarterback hurries.

**Personal:** Brandon Lavar Flowers ... Born 2/18/86 in Delray Beach, FL ... Son of Patricia Flowers and Willie Flowers ... Enrolled in sociology.

Tackles	G	UT	AT	Tot.	Loss	Sacks
2004	1	1	0	1	0- 0	0- 0
2005	13	13	7	20	1.5- 6	0- 0
2006	13	29	22	51	7.5- 41	3.5- 28
2007	13	51	28	79	7.0- 22	0- 0
Career	40	94	57	151	16.0- 69	3.5- 28

*Continued on next page*



Flowers *Continued*

2007 Tackles Game-by-Game

	G	UT	AT	Tot.	Loss	Sacks
ECU	1	6	4	10	1.0-	4 0- 0
at LSU	1	8	1	9	2.0-	5 0- 0
OHIO	1	3	2	5	0.5-	2 0- 0
W&M	1	0	1	1	0.0-	0 0- 0
UNC	1	3	6	9	1.5-	6 0- 0
at CU	1	6	1	7	2.0-	5 0- 0
at Duke	1	2	3	5	0.0-	0 0- 0
BC	1	2	2	4	0.0-	0 0- 0
at GT	1	3	2	5	0.0-	0 0- 0
FSU	1	3	2	5	0.0-	0 0- 0
UM	1	5	0	5	0.0-	0 0- 0
at UVa	1	4	3	7	0.0-	0 0- 0
vs BC	1	6	1	7	0.0-	0 0- 0

Interceptions	G	No.	Yds.	Avg.	TD	LG
2004	1	1	38	38.0	1	38
2005	13	1	15	15.0	0	15
2006	13	3	26	8.7	0	24
2007	13	5	93	18.6	1	49
Career	40	10	172	17.2	2	49



Sean Glennon


distance in opening win over ECU ... Passed for 245 yards, completing 22-of-33 passes with one interception ... Connected on a 29-yard touchdown pass to TE Sam Wheeler ... Was 2-for-10 passing for 16 yards and one interception at No. 2 LSU before being replaced ... Played briefly in the fourth quarter against Ohio, hitting both of his pass attempts for 5 yards ... Took 15 snaps against W&M, completing 5-of-9 passes for 49 yards ... Took over for the injured Tyrod Taylor early in the second quarter at Duke and assured a Tech victory with two TD passes ... Completed 16-of-21 passes for 258 yards ... Threw a TD pass against BC, completing 15-of-25 attempts for 149 yards ... Also ran 14 times for 23 yards ... Started at GT and completed 22-of-32 passes for 296 yards and two touchdowns ... Also ran for a touchdown ... Started and alternated with Tyrod Taylor against FSU until being shaken up in the second quarter ... Passed for 171 yards and one TD, completing 13-of-24 passes, during win over Miami ... Was 13-for-19 passing for 260 yards and a TD in win at Virginia ... Threw for three touchdowns and 174 yards against BC in the ACC Championship game ... Completed 18-of-27 passes ... Was intercepted for the first time since the second game of the season.

**Personal:** Sean Benjamin Glennon ... Born 9/5/85 in Woodlands, TX ... Son of John and Nancy Glennon ... Majoring in finance.

Passing	G	Att-Comp	Pct.	Yds.	TD	Int
2004	4	11- 8	72.7	137	2	0
2006	13	302- 170	56.3	2191	11	11
2007	12	207- 130	62.8	1636	11	3
Career	29	520- 308	59.2	3964	24	14

2007 Passing Game-by-Game

ECU	1	33- 22	66.7	245	1	1
at LSU	1	10- 2	20.0	16	0	1
OHIO	1	2- 2	100.0	5	0	0
W&M	1	9- 5	55.5	49	0	0
UNC	1	1- 1	100.0	10	0	0
at CU		Did not play				
at Duke	1	21- 16	76.2	258	2	0
BC	1	25- 15	60.0	149	1	0
at GT	1	32- 22	68.8	296	2	0
FSU	1	4- 1	25.0	3	0	0
UM	1	24- 13	54.2	171	1	0
at UVa	1	19- 13	68.4	260	1	0
vs BC	1	27- 18	66.7	174	3	1



Corey Gordon

**Linebacker • 6-2 • 225 • r-Sr.**  
Gainesville, Fla. • Gainesville H.S. • Hargrave

A team player whose main contributions this season have been on special teams ... Also provides depth at the whip linebacker spot ... Has a good combination of size and speed ... Plays a physical brand of football ... Ranks as one of the Hokies' top performers in the strength and conditioning program.

**2007:** Worked at whip linebacker and on five special team units ... Picked up nine special team plays at LSU ... Was in for 12 special team plays versus Ohio ... Got 10 plays at whip linebacker against W&M ... Added 18 more plays on special teams ... Played 15 special team plays against Clemson ... Picked up a tackle at Duke ... Saw action on seven plays at whip linebacker against Miami.

**Personal:** Corey Daven Gordon ... Born 6/9/84 in Gainesville, FL ... Son of David and Gloria Gordon ... Majoring in human development.



Corey Gordon

7



Sean Glennon

**Quarterback • 6-4 • 225 • r-Jr.**  
Centreville, Va. • Westfield H.S.

A key figure in Tech's success this season ... Was named the MVP of the ACC Championship game after tossing three touchdown passes in Tech's win over Boston College ... Opened the season as the starting quarterback ... Was replaced by mobile freshman Tyrod Taylor during the LSU game and served as the No. 2 man for four games ... Continued to work hard and contribute in any way he could despite his disappointment ... Made a strong showing at Duke after Taylor left with an injury ... Handled all the quarterback duties against BC and Georgia Tech, then teamed with Taylor in a successful two-quarterback system the rest of the way ... Threw an interception in each of Tech's first two games, then went 149 consecutive passes until being intercepted for just the third time during the ACC title game against BC ... Is second in the ACC in pass efficiency ... Currently ranks seventh at Tech in both career passing yards (3,964 yards) and career touchdown passes (24).

**2007:** Has completed 130-of-207 passes (62.8 percent) for 1,636 yards and 11 TDs ... Has been intercepted just three times ... Started the first two games ... Went the





40

*Billy Gorham*

**Fullback • 5-10 • 255 • Sr.**  
**Franconia, Va. • Robert E. Lee H.S.**

A regular on Tech's kickoff return team ... Gives the Hokies added depth at fullback ... Can always be counted on for his top effort.

**2007:** Has seen action on over 40 special team plays ... Gained 4 yards on a kickoff return against William & Mary ... Had a 6-yard kickoff return versus UNC ... Returned a kickoff for 2 yards at Duke ... Was in on seven special team plays against FSU and two in the ACC title game against BC.

**Personal:** William Howard Gorham ... Born 3/11/85 in Fairfax, VA ... Son of Rick and Debbi Gorham ... Majoring in sociology.



64

*Richard Graham*

**Offensive Guard • 6-6 • 278 • r-So.**  
**Richmond, Va. • St. Christopher's H.S.**

The top backup at Tech's guard and tackle positions ... After picking up a limited amount of experience in 2006, found himself pressed into a starting role just before the 2007 season when Ed Wang was injured ... Started the team's first six games of the season at left guard ... Battled and learned each week under

difficult circumstances ... Benefited from his work ethic and intelligence ... Moved back to the top backup role when Wang returned against Duke.

**2007:** Started preseason working at guard, but was quickly moved to tackle ... Switched to the starting left guard spot before the first game ... Started and played 32 snaps against East Carolina ... Had three knockdown blocks at LSU ... Worked 43 plays against Ohio with three more knockdowns ... Played 52 snaps against William & Mary, including several at right tackle ... Had three knockdowns ... Was in for 35 snaps at Clemson ... Came off the bench for 30 snaps in the Duke game ... Played briefly in a reserve role at GT ... Played five snaps at tackle versus FSU ... Picked up five more against Miami ... Saw brief action in the ACC title game against BC.

**Personal:** Richard Warwick Graham, Jr. ... Born 3/30/87 in Richmond, VA ... Son of Elizabeth Graham and Dr. Richard W. Graham ... Majoring in finance.



91

*John Graves*

**Defensive Tackle • 6-3 • 279 • r-Fr.**  
**Richmond, Va. • Meadowbrook H.S.**

Has seen action in every game as an important part of Tech's rotation at defensive tackle ... Plays hard and has the quickness and strength to get to the quarterback ... Holds down a starting spot on the Hokies' extra point and field goal units.

**2007:** Saw his first collegiate action with 12 defensive plays and two more on special teams ... Was in on a pair of tackles ... Was credited with two tackles, including one behind the line at LSU ... Played 17 downs on defense against Ohio and had three tackles ... Worked 32 plays against William & Mary, contributing two quarterback hurries and a tackle for loss ... Had a hurry in the UNC game ... Picked up two more hurries at Clemson on 26 plays ... Contributed a tackle and a QB hurry at Georgia Tech ... Hurried the quarterback twice while playing 22 downs against Miami ... Was in on a tackle and had a pair of hurries during the ACC Championship game against BC.

**Personal:** John Walter Graves ... Born 6/25/87 in Richmond, VA ... Son of John and Joyce Graves ... Enrolled in university studies.



*Cody Grimm*



26

*Cody Grimm*

**Linebacker • 5-11 • 206 • r-So.**  
**Fairfax, Va. • Oakton H.S.**

One of Tech's leaders in special team plays and tackles ... Plays a key role on the kickoff unit and works with five different teams ... Also holds down the No. 2 spot at whip linebacker ... Made his first defensive start in the home loss to BC ... Has 172 plays on special teams, second-most on the team ... Ranks third in tackles on kickoff returns with nine ... Has a nose for the football and a good football IQ.

**2007:** Was one of eight players to make all six of his strength and conditioning goals ... Started on three special team units in the opener against ECU ... Saw action on 15 defensive snaps at whip linebacker and 15 special team plays during the LSU game, picking up two tackles ... Worked 16 special team plays and six more on defense in the Ohio game ... Was in for 53 plays against W&M, including 40 at whip linebacker ... Contributed three tackles in that game ... Graded high on 19 special team plays at Clemson ... Played 12 snaps at linebacker against Duke and 19 plays on special teams ... Collected five tackles ... Picked up his first collegiate start against BC and played 21 snaps at whip with three tackles

*Continued on next page*

2008 ORANGE BOWL GUIDE

*Grimm Continued*

... Had two tackles on 20 special team plays against FSU ... Picked up two tackles on special teams against Miami ... Finished out the ACC title game at whip against BC when Cam Martin was injured ... Played 20 downs and was in on three tackles ... Added another tackle on special teams.

**Personal:** Cody James Grimm ... Born 2/26/87 in Fairfax, VA ... Son of Russ and Karen Grimm ... Father was a member of the Washington Redskins, earning Pro Bowl honors in four consecutive seasons ... Brother Chad played at Tech ... Enrolled in university studies.

Tackles	G	UT	AT	Tot.	Loss	Sacks
2006	13	5	5	10	0- 0	0- 0
2007	13	11	10	21	0- 0	0- 0
Career	26	16	15	31	0- 0	0- 0



9

*Vince Hall*

**Linebacker • 6-0 • 238 • r-Sr.**  
Chesapeake, Va. • Western Branch H.S.

A preseason All-American who led the Hokies in tackles before missing four full games with a broken bone in his left wrist ... Had started 44 straight games when he was sidelined ... Still stands second on the squad with 92 tackles after returning for the last three games ... One of the nation's top linebackers ... A veteran who runs well and hits hard ... Has a nose for the football ... Needs just four tackles to reach 400 for his career.

**2007:** Opened the season with a team-leading 13 tackles against East Carolina ... Added eight tackles at No. 2 LSU ... Led the Hokies with two sacks and three total tackles for loss on the way to a 14-tackle performance against Ohio ... Got some rest against W&M, playing just 18 downs and picking up a tackle behind the line ... Played every defensive down against UNC, posting 13 tackles and breaking up a pass ... Led the team with 11 tackles at Clemson, but suffered a broken wrist in the process ... Underwent surgery and was sidelined for four games ... Returned to practice full speed prior to the Miami game ... Started that

game and led the team with 13 tackles ... Had seven tackles at Virginia, including 1.5 sacks ... Intercepted a pass to halt a late BC drive in the ACC Championship game ... Also had a team-high 11 tackles ... Has 92 total tackles, 6.5 tackles for loss, 3.5 sacks, four QB hurries, three passes broken up and one interception.

**Personal:** Vincent Larry Hall ... Born 12/3/84 in Kingsville, TX ... Son of Wilbert and Cathy Hall ... Majoring in apparel, housing and resource management.

Tackles	G	UT	AT	Tot.	Loss	Sacks
2004	13	21	43	64	4.5- 11	1.0- 3
2005	13	43	69	112	8.5- 25	3.0- 16
2006	13	61	67	128	10.0- 35	2.0- 21
2007	9	30	62	92	6.5- 28	3.5- 23
Career	48	155	241	396	29.5- 99	9.5- 63

2007 Tackles Game-by-Game						
ECU	1	3	10	13	0.0- 0	0- 0
at LSU	1	3	5	8	0.0- 0	0- 0
OHIO	1	6	8	14	3.0- 20	2- 17
W&M	1	0	2	2	1.0- 1	0- 0
UNC	1	2	11	13	0.0- 0	0- 0
at CU	1	7	4	11	1.0- 1	0- 0
at Duke				Did not play		
BC				Did not play		
at GT				Did not play		
FSU				Did not play		
UM	1	1	12	13	0.0- 0	0- 0
at UVa	1	3	4	7	1.5- 6	1.5- 6
vs BC	1	5	6	11	0.0- 0	0.0- 0

Interceptions	G	No.	Yds.	Avg.	TD	LG
2004	13	0	0	0.0	0	0
2005	13	2	13	6.5	1	13
2006	13	0	0	0.0	0	0
2007	9	1	6	6.0	0	6
Career	48	3	19	6.3	1	13



81

*Justin Harper*

**Split End • 6-4 • 214 • Sr.**  
Catawba, N.C. • Bandys H.S. • Hargrave

A big, physical receiver who is enjoying his best season with the Hokies ... Has set personal bests for receptions, receiving yards and touchdowns ... Is making his share of big plays in 2007 ... Had a career-high 167 yards receiving in a win over Florida State ... Tops the team in receiving yards (571) and yards per catch (15.4).

**2007:** Opened with a career-best five catches against ECU for 64 yards ... Added an 11-yard grab in the LSU game ... Had two catches for 21 yards against Ohio ... Made

two catches for 38 yards in the UNC game ... Hauled in a 21-yard touchdown pass from Tyrod Taylor at Clemson and finished the game with three catches for 33 yards ... Caught five passes for 62 yards at Duke ... Had three catches for 17 yards versus BC ... Turned in a 40-yard touchdown catch against GT on the way to four receptions for 77 yards ... Posted five catches for a career-high 167 yards and one TD in win over Florida State ... Made a one-handed grab for a touchdown on a 15-yard pass from Sean Glennon against Miami ... Finished with three catches for 48 yards ... Picked up a pair of receptions for 22 yards in the ACC title game with BC.

**Personal:** Justin Lamar Harper ... Born 2/24/85 ... Son of Oddie and Marva Harper ... Majoring in apparel, housing and resource management.

Receiving	G	No.	Yds.	Avg.	TD	LG
2004	11	5	84	16.8	1	34
2005	13	16	295	18.4	2	43
2006	13	21	324	15.4	1	49
2007	13	37	571	15.4	4	48
Career	50	79	1274	16.1	8	49

2007 Receiving Game-by-Game						
ECU	1	5	64	12.8	0	23
at LSU	1	1	11	11.0	0	11
OHIO	1	2	21	10.5	0	16
W&M	1	0	0	0.0	0	0
UNC	1	2	38	19.0	0	24
at CU	1	3	33	11.0	1	21
at Duke	1	5	62	12.4	0	21
BC	1	3	17	5.7	0	7
at GT	1	4	77	19.3	1	40
FSU	1	5	167	33.4	1	48
UM	1	3	48	16.0	1	23
at UVa	1	2	11	5.5	0	6
vs BC	1	2	22	11.0	0	13



1

*Victor Harris*

**Cornerback • 6-0 • 203 • Jr.**  
Highland Springs, Va. • Highland Springs H.S.

A first-team All-ACC selection at cornerback ... Has started 26 straight games at the field corner spot ... Second in the ACC in passes defended (16) and passes broken up (11) ... Shares the team lead in interceptions with five ... Also contributes on special teams ... Tied a school record with a 100-yard kickoff return at Clemson ... A solid tackler and a good playmaker.



Victor Harris

**2007:** Started at the field corner spot ... Turned in the key play during the opening game win over ECU, intercepting a pass and returning it 17 yards for a TD ... Also had two tackles and a pair of pass breakups ... Had three tackles at LSU before leaving the game at halftime with a pulled hamstring ... Returned the next week and played 51 snaps against Ohio with one tackle and one pass breakup ... Played just 25 downs against W&M, breaking up a pass ... Returned two punts for 17 yards ... Played every defensive down against UNC with two tackles ... Tied a school record with a 100-yard kickoff return for a TD at Clemson ... Added an interception, four tackles and a pass breakup in that game ... Broke up a pass and added two tackles against Duke ... Played every defensive down against BC with three tackles and a breakup ... Picked off two passes and broke up another during win at Georgia Tech ... Had four tackles and three pass breakups in FSU game ... Also returned four kickoffs for 92 yards ... Returned an interception 44 yards against Miami ... Contributed four tackles at Virginia ... Was in on five tackles in the ACC Championship win over BC ... Has a total of 34 tackles on the season.

**Personal:** Victor Harris ... Born 2/16/86 ... Son of Victor Harris and the late Maritza Harris ... Nicknamed "Macho" ... Enrolled in university studies.

Tackles	G	UT	AT	Tot.	Loss	Sacks
2005	13	7	5	12	0- 0	0- 0
2006	13	22	12	34	1- 2	0- 0
2007	13	20	14	34	0- 0	0- 0
Career	39	49	31	80	1- 2	0- 0

2007 Tackles Game-by-Game						
ECU	1	2	0	2	0.0-	0- 0
at LSU	1	2	1	3	0.0-	0- 0
OHIO	1	1	0	1	0.0-	0- 0
W&M	1	1	0	1	0.0-	0- 0
UNC	1	1	1	2	0.0-	0- 0
at CU	1	3	1	4	0.0-	0- 0
at Duke	1	1	1	2	0.0-	0- 0
BC	1	0	3	3	0.0-	0- 0
at GT	1	0	2	2	0.0-	0- 0
FSU	1	3	1	4	0.0-	0- 0
UM	1	1	0	1	0.0-	0- 0
at UVa	1	2	2	4	0.0-	0- 0
vs BC	1	3	2	5	0.0-	0- 0

Interceptions	G	No.	Yds.	Avg.	TD	LG
2005	13	0	0	0.0	0	0
2006	13	4	75	18.8	1	72
2007	13	5	61	12.2	1	44
Career	39	9	136	15.1	2	72

K.O. Ret.	G	No.	Yds.	Avg.	TD	LG
2007	13	6	208	34.7	1	100



66

## Brandon Holland

**Offensive Guard • 6-4 • 326 • So.**  
Roanoke, Va. • Northside H.S. • Hargrave

Has contributed as a backup at right guard and a starter on the field goal and extra point team ... Picked up his first collegiate start at right guard in the North Carolina game ... Is picking up some valuable experience.

**2007:** His first action came as a starter on the extra point and field goal team ... Saw time on six plays at right guard against Ohio ... Picked up 31 snaps on offense in the William & Mary game ... Made his first collegiate start against UNC and played 21 snaps ... Picked up five snaps at guard against Miami.

**Personal:** Brandon Tyrell Holland ... Born 4/1/86 in Roanoke, VA ... Son of Deanna and James Claytor ... Enrolled in university studies.



12

## Cory Holt

**Quarterback • 6-4 • 227 • r-Jr.**  
Lexington, N.C. • Lexington H.S. • Hargrave

A talented signal caller who helps give the Hokies excellent depth at the quarterback position ... Has a good understanding of the offense to go with a strong arm, speed and

excellent athletic ability ... Stays involved with the offense during the games, helping signal in the plays.

**2007:** Played 16 snaps against William & Mary ... Completed 4-of-5 passes for 33 yards, including a 22-yard strike to tight end Andre Smith ... Also rushed for 10 yards ... Threw an interception in two pass attempts at Duke.

**Personal:** Cory Lamont Holt ... Born 6/17/85 in Lexington, NC ... Son of Danny and Laura Fuller ... Enrolled in apparel, housing and resource management.

Passing	G	Att-Comp	Pct.	Yds.	TD	Int
2005	6	12- 4	33.3	80	1	0
2007	2	7- 4	57.1	33	0	1
Career	8	19- 8	42.1	113	1	1



89

## Jonas Houseright

**Linebacker • 6-0 • 212 • r-Jr.**  
Gate City, Va. • Gate City H.S.

A key member of Tech's kickoff team ... Also works with three other special team units ... Provides depth at the mike linebacking position ... Is one of the team's leading tacklers on kickoff returns with eight ... Comes from a family of Tech football players.

**2007:** Started on the kickoff team and played four plays in the opening game with East Carolina ... Had five special team plays in the Ohio game ... Had one play at linebacker and contributed two tackles on special teams versus William & Mary ... Was in on a tackle against UNC ... Played three downs on defense at Clemson and had a tackle ... Also saw action on 12 special team plays ... Played eight downs at linebacker and 14 on special teams at Duke ... Graded 90 percent or better on two special team units against BC ... Turned in 17 special team plays at GT and registered a tackle ... Was in on a tackle during 13 special team plays against FSU ... Posted a tackle on special teams in the Virginia game ... Made a big hit on coverage against BC in the ACC title game.

**Personal:** Jonas Ian Houseright ... Born 5/17/85 in Kingsport, TN ... Son of Bill and Jenny Houseright ... Father, Bill, played football for Tech, as well as brothers Jake

*Continued on next page*

2008 ORANGE BOWL GUIDE



### Houseright *Continued*

and Billy, uncle Tom Beasley and cousin Chad Beasley ... Enrolled in mining engineering.

Tackles	G	UT	AT	Tot.	Loss	Sacks
2006	13	0	5	5	0- 0	0- 0
2007	12	4	5	9	0- 0	0- 0
Career	25	4	10	14	0- 0	0- 0



# 19

## Josh Hyman


**Split End • 5-11 • 190 • r-Sr.**  
**Chesapeake, Va. • Deep Creek H.S. • Fork Union**

A sure-handed receiver who has been an important part of Tech's late-season offensive surge ... Has avoided the nagging injuries that slowed him in 2006 and is on the verge of a personal-best total for catches in a season ... Can play either receiver position.

**2007:** Excelled in the strength and conditioning program during the preseason ... Caught a 37-yard pass in the opening game against ECU and finished the game with two grabs for 43 yards ... Had two catches for 26 yards against Ohio ... Registered an 8-yard catch versus W&M ... Hauled in two passes for 31 yards at Clemson and contributed three knockdown blocks ... Made a 20-yard reception at Duke and picked up two more knockdowns ... Grabbed four passes for 7 yards against Georgia Tech ... Had a 14-yard reception in the FSU game ... Made a clutch 41-yard catch against Miami and finished with three receptions for 60 yards ... Grabbed four passes for 63 yards at Virginia ... Caught three passes for 30 yards in the ACC Championship win over BC, including a key 13-yard touchdown grab at the end of the first half ... Enters the Orange Bowl with 25 catches for 339 yards.

**Personal:** Joshua Leonard Hyman ... Born 4/18/83 in Chesapeake, VA ... Son of Delphia Hughes ... Enrolled in apparel, housing and resource management.

Receiving	G	No.	Yds.	Avg.	TD	LG
2004	13	27	491	18.2	5	45
2005	13	13	197	15.2	0	35
2006	12	16	111	6.9	0	20
2007	13	25	339	13.6	1	41
Career	51	81	1138	14.1	6	45
2007 Receiving Game-by-Game						
ECU	1	2	43	22.5	0	37
at LSU	1	0	0	0.0	0	0
OHIO	1	2	26	13.0	0	19
W&M	1	1	8	8.0	0	8
UNC	1	0	0	0.0	0	0
at CU	1	2	31	15.5	0	22
at Duke	1	1	20	20.0	0	20
BC	1	2	17	8.5	0	11
at GT	1	4	27	6.8	0	10
FSU	1	1	14	7.0	0	14
UM	1	3	60	20.0	0	41
at UVa	1	4	63	15.8	0	32
vs BC	1	3	30	10.0	1	13



# 42

## Kenny Jefferson

**Fullback • 5-9 • 223 • r-So.**  
**Port Tobacco, Md. • DeMatha Catholic H.S.**

A strong, physical player who holds down the No. 2 fullback spot ... Has seen brief action in seven games ... An excellent blocker, who excels in the weight room and the classroom.

**2007:** No. 2 at fullback ... Saw action on one offensive play against ECU in the opening game ... Made his first collegiate pass reception with a 2-yard grab against Ohio ... Got five snaps at fullback against W&M and two at Duke ... Picked up a carry on seven offensive snaps at GT ... Played three downs at fullback against Miami.

**Personal:** Kenneth Neill Jefferson ... Born 7/9/87 in St. Petersburg, FL ... Son of Ken and Tania Jefferson ... Enrolled in university studies.



# 61

## Scott King

**Snapper • 6-0 • 242 • Sr.**  
**Radford, Va. • Radford H.S.**

Is in his second season as the Hokies' short snapper ... Part of a field goal operation that is nearing a school record for field goals made in a season ... Works extremely hard and takes his senior leadership role seriously.



Josh Hyman



Scott King

**2007:** A Super Iron Hokie in the weight room during preseason testing ... Handled snaps for field goals and extra points for the second straight season ... Has played 69 snaps.

**Personal:** Robert Scott King ... Born 8/26/85 in Radford, VA ... Son of William King and Judy Cox ... His brother, Billy, played football for the Hokies in the '70s ... Majoring in human nutrition, foods and exercise.



20

*Kenny Lewis, Jr.*

**Tailback • 5-9 • 205 • So.  
Danville, Va. • George Washington H.S.**

A No. 2 tailback with the speed and ability to make plays ... Contributed a 44-yard touchdown run early in the year and has four TDs on the season ... Saw a lot of action early in the season when starter Branden Ore was battling nagging injuries.

**2007:** Saw only limited action during the first two games ... Rushed for two touchdowns in the Ohio game, scoring from 13 and 44 yards out ... Finished the game with 62 yards on six carries ... Ran eight yards for a TD against

William & Mary ... Finished with 43 yards on 10 rushes ... Saw brief action at Clemson ... Caught a 12-yard pass against Duke ... Scored a TD against the Blue Devils on a 5-yard run ... Rushed six times for 13 yards at Georgia Tech ... Picked up 37 yards on 11 carries against FSU ... Hauled in a 5-yard pass and had three carries for 16 yards against Miami ... Contributed a 7-yard run in his only carry against BC in the ACC title game.

**Personal:** Kenneth Eugene Lewis, Jr. ... Born 10/13/84 in Manhasset, NY ... Son of Kenny and Theresa Lewis ... His dad, Kenny, Sr., played football and ran track at Virginia Tech, and is a member of the Tech Sports Hall of Fame. ... Enrolled in human nutrition, foods and exercise.

Rushing	G	No.	Yds.	Avg.	TD	LG
2006	7	54	215	4.0	2	26
2007	13	53	183	3.5	4	44
Career	20	107	398	3.7	6	44



16

*Zach Lockett*

**Split End • 6-3 • 212 • r-Fr.  
Mays Landing, N.J. • Holy Spirit H.S.**

A skilled young receiver who has found his niche on special teams, while providing additional depth at the senior-laden receiver positions ... Is big and physical ... Has proved to be a playmaker on coverage teams ... Leads the team with 14 special team tackles, including 10 on kickoffs.

**2007:** Saw his first action on special teams against East Carolina ... Got nine plays at receiver at LSU ... Caught his first pass, good for nine yards, against Ohio ... Also had two tackles on special teams in that game ... Had a catch for nine yards while playing 10 snaps at receiver ... Downed a punt inside the 20 against both W&M and UNC ... Collected two tackles during 17 special team plays at Clemson ... Contributed two more tackles on special teams at Duke and saw two snaps at receiver ... Graded 100 percent on one special team unit ... Collected two tackles on special teams at GT ... Was on the receiving end of a key two-point conversion pass against FSU ... Also had two tackles on special teams versus the 'Noles ... Downed two kicks inside the 20 and

contributed a special teams tackle in win over Miami ... Graded 90 percent or better on two special team units at Virginia ... Picked up three tackles on coverage and had the highest special teams grade of the game against BC in the ACC Championship win.

**Personal:** Zachary Lance Luckett ... Born 12/8/87 in Somers Point, NJ ... Son of Jeffrey and Cynthia Luckett ... A communication major.

Tackles	G	UT	AT	Tot.	Loss	Sacks
2007	13	8	7	15	0- 0	0- 0



67

*Nick Marshman*

**Offensive Guard • 6-5 • 357 • r-Jr.  
Harrisonburg, Va. • Turner Ashby H.S.**

Was slated to play left guard, but was forced to open the season at right tackle when starter Ed Wang was sidelined by an injury a week before the opening game ... Made six starts at the position before Wang returned against Duke ... Moved back to his better suited position at left guard where he has started the last seven games ... Is big and strong ... His 824 plays are the second most on offense this season, one behind Sergio Render.

**2007:** Moved from guard to tackle in preseason ... Started at right tackle ... Played every offensive down during the opener with East Carolina ... Was in for 55 plays at LSU ... Graded a winning percentage on 72 plays against Ohio ... Played 35 snaps against W&M ... Graded out at 88 percent with three knockdowns against UNC ... Was in for all 55 plays at Clemson ... Moved to the starting left guard spot against Duke and played 51 snaps ... Played every offensive down at guard against BC, grading 86 percent ... Also went the distance at Georgia Tech ... Picked up 66 plays against Miami ... Played all 73 snaps at guard at Virginia ... Collected four knockdowns in the ACC title game against BC.

**Personal:** Nicholas Chase Marshman ... Born 2/13/85 in Roanoke, VA ... Son of Frank and Janet Marshman ... Enrolled in apparel, housing and resource management.



41

## Cam Martin

**Linebacker • 6-1 • 209 • r-So.**  
Martinsville, Va. • George Washington H.S.

A first-year starter who has grown into the whip linebacker position as the season has progressed ... Has worked hard to improve and has been successful ... Ranks fourth on the team in tackles with 77 ... Has 4.5 sacks and six passes broken up ... Also starts on the punt return/block team ... A smart player with ability and savvy.

**2007:** Moved into the starting whip linebacker spot during the preseason ... Played the entire way on defense in the opening game, posting five tackles ... Was in for 59 defensive downs and eight special team plays at LSU, posting three tackles ... Helped out on two tackles against Ohio ... Posted two tackles and broke up a pass against W&M ... Earned ACC honors with three sacks and a career-best 10 tackles against North Carolina ... Had a tackle for loss, five total tackles and two pass breakups at Clemson ... Turned in four tackles and a pass breakup against Duke ... Battled a case of mono ... Did not start against BC, but played 53 downs with five tackles and a forced fumble ... Registered eight tackles, forced a fumble and intercepted his first pass in the Georgia Tech game ... Posted four tackles, one for a loss, and returned a fumble for 16 yards in a win over FSU ... Contributed 11 tackles, including 1.5 sacks against Miami ... Led the team with nine tackles in the win over Virginia ... Had nine tackles and two pass breakups against BC in the ACC Championship game before leaving the field with an injury in the third quarter.

**Personal:** Cameron Olin Martin ... Born 4/19/87 in Danville, VA ... Son of David and Denese Martin ... Brother, Orion, is a redshirt junior on the Tech football squad ... Uncle, Bobby Martin, played for Tech from 1986-1989 ... Majoring in management.

Tackles	G	UT	AT	Tot.	Loss	Sacks
2007	13	40	37	77	8.0- 54	4.5- 37
2007 Tackles Game-by-Game						
ECU	1	1	4	5	0.0- 0	0- 0
at LSU	1	2	1	3	0.0- 0	0- 0
OHIO	1	0	2	2	0.0- 0	0- 0

W&M	1	1	1	2	0.0- 0	0- 0
UNC	1	7	3	10	3.0- 14	3.0- 14
at CU	1	5	0	5	1.0- 6	0- 0
at Duke	1	3	1	4	0.0- 0	0- 0
BC	1	2	3	5	0.0- 0	0- 0
at GT	1	5	3	8	0.0- 0	0- 0
FSU	1	2	2	4	1.0- 4	0- 0
UM	1	3	8	11	2.0- 25	1.5- 23
at UVa	1	5	4	9	1.0- 5	0- 0
vs BC	1	4	5	9	0.0- 0	0- 0



90

## Orion Martin

**Defensive End • 6-2 • 256 • r-Jr.**  
Martinsville, Va.  
George Washington H.S. • Hargrave

Has been a steady performer, while starting every game at defensive end ... Leads the defensive line in tackles with 51 ... Has 4.5 sacks, 14 QB hurries, five passes broken up and a team-leading three forced fumbles ... Also excels on special teams where he has more plays (176) than any other player on the team ... Plays with a non-stop motor and a lot of desire.

**2007:** Moved into the starting lineup at end ... Also a key contributor on special teams ... Had six tackles against ECU in the opening game ... Was in on 47 plays, including 10 on special teams ... Played 10 special team plays at LSU and 49 defensive snaps, posting three tackles ... Was in for 42 plays against Ohio, including 15 on special teams ... Played 28 snaps against W&M with a tackle and two QB hurries ... Forced a key fumble at the goal-line in the UNC game ... Added five tackles and three QB hurries ... Was in on nine tackles at Clemson and broke up a pass ... Had seven tackles against Duke, including 1.5 sacks ... Posted 1.5 sacks again in the BC game to go with five tackles ... Played 26 snaps at end against GT and added 16 special teams plays ... Was in on four tackles, including two behind the line, against FSU ... Had three tackles, including a shared sack with his brother, against Miami ... Also forced a fumble, knocked down a pass and had two hurries in that game ... Registered two sacks and batted down two passes at Virginia ... Was in on three tackles and had a key hurry against BC in the ACC title game ... Also returned a blocked field goal 20 yards in that game.

**Personal:** David Orion Martin ... Born 9/2/85 in Danville, VA ... Son of David and Denese Martin ... Brother, Cam, is a redshirt sophomore on the Tech football squad ... Uncle, Bobby Martin, played for Tech from 1986-1989 ... Majoring in apparel, housing and resource management.

Tackles	G	UT	AT	Tot.	Loss	Sacks
2005	13	11	12	23	1.5- 6	0.5- 2
2006	13	9	20	29	1.5- 10	1.0- 8
2007	13	24	27	51	8.5- 46	4.5- 31
Career	39	44	59	103	11.5- 62	6.0- 41

2007 Tackles Game-by-Game						
ECU	1	1	5	6	0.0- 0	0- 0
at LSU	1	2	1	3	0.0- 0	0- 0
OHIO	1	0	0	0	0.0- 0	0- 0
W&M	1	0	1	1	0.0- 0	0- 0
UNC	1	1	4	5	1.0- 3	0- 0
at CU	1	7	2	9	0.0- 0	0- 0
at Duke	1	5	2	7	1.5- 8	1.5- 8
BC	1	2	3	5	1.5- 14	1.0- 13
at GT	1	0	1	1	0.0- 0	0- 0
FSU	1	2	2	4	2.0- 9	0- 0
UM	1	1	2	3	0.5- 2	0- 0
at UVa	1	3	1	4	2.0- 10	2- 10
vs BC	1	0	3	3	0.0- 0	0- 0



54

## Bart McMillin

**Deep Snapper • 6-0 • 232 • r-Sr.**  
Bristol, Tenn. • Tennessee H.S.

Is in his first season as the starting deep snapper after serving as the backup the past two seasons ... Has 83 snaps on the season ... Also has three tackles on coverage.



Bart McMillin



**2007:** Took over the snapping duties for punts ... Contributed two tackles during win at Georgia Tech ... Picked up another tackle against Florida State.

**Personal:** William Bart McMillin ... Born 2/25/85 in Johnson City, TN ... Son of Jeff and Debbie McMillin ... Enrolled in apparel, housing and resource management.



31

*Davon Morgan*

**Free Safety, 6-0, 189, Fr.**  
**Richmond, Va., Varina H.S.**

One of just three true freshmen to see action in 2007 ... Has a bright future at free safety, but spent most of his first season as a special teams contributor ... Picked up 135 plays while starting on the punt return/block and kickoff teams ... Contributed a big blocked punt during the Virginia game ... Got some work at safety in five games.

**2007:** Made the dress squad as a true freshman ... Earned the No. 2 spot at safety, but his first action came on special teams ... Was in on 10 plays in the opener, starting on the kickoff team and the punt return/block team ... Contributed a tackle at LSU ... Played three downs at free safety against Ohio ... Picked up 38 plays at safety and picked up three tackles ... Added 13 plays on special teams ... Had a tackle on special teams in the UNC game ... Added another tackle at Clemson ... Played 15 defensive downs at safety and added 13 plays on special teams at Duke ... Contributed a pair of tackles ... Broke up a pass in the Boston College game ... Worked six snaps at safety against Georgia Tech ... Contributed a tackle while working 13 special team plays against Florida State ... Played seven snaps at safety with a tackle ... Also picked up a tackle on special teams ... Blocked a punt at Virginia to set up a field goal ... Was in on nine special team plays in the ACC title game versus BC.

**Personal:** Davon T. Morgan ... Born 1/28/89 in Richmond, VA ... Lives with his grandmother, Mary Barlow.

Tackles	G	UT	AT	Tot.	Loss	Sacks
2007	13	5	6	11	0- 0	0- 0



2

*Josh Morgan*

**Split End • 6-1 • 220 • Sr.**  
**Washington, D.C.**  
**H.D. Woodson H.S. • Fork Union**

Tech's top receiver with 43 catches ... A big, physical player who can go get the ball in a crowd ... Is enjoying his best season ... Currently ranks third in career catches at Tech (119), fourth in touchdown catches (16) and fifth in career receiving yards (1,787) ... Hauled in a 71-yard TD catch at Georgia Tech ... Has a team-leading 13 kickoff returns with an average of 17.5 yards a return ... His 649 plays on offense are the most among the backs and receivers.

**2007:** Caught four passes for 40 yards in the season opener with ECU ... Added four more grabs at LSU for 20 yards ... Had six catches - all in the first half - for 119 yards against Ohio ... Turned in a 31-yard kickoff return against William & Mary ... Caught three passes for 24 yards and returned a kickoff 34 yards in the UNC game ... Had three kickoff returns for 52 yards at Clemson and caught a 4-yard pass ... Caught touchdown passes of 19 and 40 yards against Duke ... Finished with four catches for 68 yards ... Hauled in a 71-yard touchdown pass at GT and finished the game with six catches for 103 yards ... Caught a 5-yard TD pass against Florida State ... Picked up four catches for 75 yards at Virginia ... Set a career mark with eight catches in the ACC Championship game against Boston College ... Caught a 5-yard TD pass for Tech's first score in the game and finished with 55 yards ... His 43 catches and five TD receptions lead the team.

**Personal:** Joshua Lewis Morgan ... Born 6/20/85 in Washington, D.C. ... Son of Dennis Morgan and LaWanda Ware ... Majoring in apparel, housing and resource management.

Receiving	G	No.	Yds.	Avg.	TD	LG
2004	12	15	346	23.1	3	80
2005	13	28	471	16.8	4	50
2006	12	33	448	13.6	4	54
2007	13	43	522	12.1	5	71
Career	50	119	1787	15.0	16	80

	2007 Receiving Game-by-Game					
	G	No.	Yds.	Avg.	TD	LG
ECU	1	4	40	10.0	0	17
at LSU	1	4	20	5.0	0	13
OHIO	1	6	119	19.8	0	59
W&M	1	0	0	0.0	0	0
UNC	1	3	24	8.0	0	12
at CU	1	1	4	4.0	0	4
at Duke	1	4	68	17.0	2	40
BC	1	1	0	0.0	0	0
at GT	1	6	103	17.2	1	71
FSU	1	1	5	5.0	1	5
UM	1	1	9	9.0	0	9
at UVa	1	4	75	18.8	0	26
vs BC	1	8	55	6.9	1	16



28

*Branden Ore*

**Tailback • 5-11 • 205 • r-Jr.**  
**Chesapeake, Va. • Indian River H.S.**

Has had a hard time getting things going this season after earning first-team All-ACC honors a year ago ... Was troubled by nagging injuries early on, but has shown signs of returning to form in recent games ... Accounted for 506 of his 876 rushing yards during the team's last five games ... Made an impact in the Virginia game with a 147-yard outing ... Is the team's second-leading scorer with nine touchdowns, including one on a reception ... Has caught 19 passes out of the backfield in 2007 ... Ranks seventh in career rushing (2,660 yards) and ninth in career scoring (192 points) at Tech.

**2007:** Carried 23 times for 71 yards in the season opener against East Carolina ... Was limited to 28 yards on 14 rushes at LSU ... Caught two passes for 24 yards in that game ... Scored on a 1-yard run against Ohio ... Rushed for 82 yards on 18 carries against the Bobcats, despite suffering bruised ribs ... Had a 2-yard touchdown run and a 34-yard TD reception against William & Mary ... Ran for 93 yards and a touchdown on 19 carries against UNC ... Scored on a 2-yard run at Clemson ... Rushed for 37 yards at Duke and had a 2-yard TD run ... Gained 97 yards on 20 carries against Boston College ... Added 86 yards on 19 carries at Georgia Tech ... Picked up 40 yards on 16 carries against FSU, scoring on a 2-yard run ...

*Continued on next page*

2008 ORANGE BOWL GUIDE

*Ore Continued*

Ran for two TDs against Miami, and finished with 81 yards on 15 carries ... Caught three passes for 21 yards ... Rushed for 147 yards on 31 carries at Virginia ... Gained 55 yards on 19 rushes against BC in the ACC Championship game ... Has a season total of 876 yards on 244 carries.

**Personal:** Branden Kary-Allen Ore ... Born 2/17/86 in Norfolk, VA ... Son of James and Karey Ore ... Majoring in business.

Rushing	G	No.	Yds.	Avg.	TD	LG
2005	12	109	647	5.9	6	45
2006	12	241	1137	4.7	16	70
2007	13	244	876	3.6	8	34
Career	37	594	2660	4.5	30	70

Rushing	G	No.	Yds.	Avg.	TD	LG
<b>2007 Rushing Game-by-Game</b>						
ECU	1	23	70	3.0	0	9
at LSU	1	14	28	2.0	0	9
OHIO	1	18	82	4.6	1	24
W&M	1	10	25	2.5	1	20
UNC	1	19	93	4.9	1	11
at CU	1	23	35	1.5	1	9
at Duke	1	17	37	2.2	1	9
BC	1	20	97	4.9	0	34
at GT	1	19	86	4.5	0	23
FSU	1	16	40	2.5	1	18
UM	1	15	81	5.4	2	22
at UVa	1	31	147	4.7	0	25
vs BC	1	19	55	2.9	0	14

Receiving	G	No.	Yds.	Avg.	TD	LG
2005	12	5	36	7.2	0	13
2006	12	18	214	11.9	1	55
2007	13	19	140	7.4	1	34
Career	37	42	390	9.3	2	55

career-high 11 tackles at LSU ... Had three tackles against Ohio ... Picked up three tackles, including one behind the line, versus W&M ... Registered eight tackles and a pass broken up against UNC ... Returned an interception 32 yards for Tech's first TD at Clemson ... Added four tackles and two pass breakups ... Collected five tackles at Duke ... Had five tackles and a pass interception in the BC game ... Picked up a tackle for loss and a pass break up at GT ... Added three tackles against Florida State and three more in the Miami game ... Posted four tackles at Virginia ... Played all 78 defensive downs in the ACC title game against BC, collecting three tackles.

**Personal:** Dorian James Parker ... Born 4/18/85 ... Son of Angela Parker ... Enrolled in apparel, housing and resource management.

Tackles	G	UT	AT	Tot.	Loss	Sacks
2004	12	7	3	10	0-0	0-0
2005	13	11	23	34	0-0	0-0
2006	13	13	28	41	0-0	0-0
2007	13	30	27	57	1.5-1	0-0
Career	51	61	81	142	1.5-1	0-0

<b>2007 Tackles Game-by-Game</b>						
ECU	1	2	2	4	0.0-0	0-0
at LSU	1	10	1	11	0.0-0	0-0
OHIO	1	1	2	3	0.0-0	0-0
W&M	1	1	2	3	0.5-0	0-0
UNC	1	1	7	8	0.0-0	0-0
at CU	1	4	0	4	0.0-0	0-0
at Duke	1	3	2	5	0.0-0	0-0
BC	1	3	2	5	0.0-0	0-0
at GT	1	1	1	2	1.0-1	0-0
FSU	1	0	3	3	0.0-0	0-0
UM	1	0	3	3	0.0-0	0-0
at UVa	1	2	2	4	0.0-0	0-0
vs BC	1	2	0	2	0.0-0	0-0

Interceptions	G	No.	Yds.	Avg.	TD	LG
2004	12	0	0	0.0	0	0
2005	13	0	0	0.0	0	0
2006	13	2	28	14.0	0	18
2007	13	2	32	16.0	1	32
Career	51	4	60	15.0	1	32

competitors on the team.

**2007:** Provides depth at fullback ... Played on goal-line situations ... Starts on the kickoff return team ... Returned three kickoffs for 17 yards at LSU ... Played six snaps at fullback against William & Mary ... Caught a pass for one yard ... Returned a kickoff for eight yards in the BC game ... Worked six plays at fullback versus FSU.

**Personal:** Devin Victor Perez ... Brother, Brandon, starts at fullback for New Mexico State ... Born 6/1/85 in North Bergen, NJ ... Son of Victor and Ana Perez ... Majoring in apparel, housing and resource management.



35

*Dustin Pickle*

**Tailback • 5-10 • 184 • Jr.**  
**Salem, Va. • Salem H.S.**

A key performer on special teams who also fills a backup spot at tailback ... Is fourth on the team in special team plays this season, starting on three different units ... Turned in a personal-best 28-yard run in the Miami game ... A hard worker who puts the team first.

**2007:** A backup tailback and starter on three special team units ... Saw action on 12 special team plays against ECU and 14 at LSU ... Picked up 13 yards on two carries in the Ohio game ... Also registered a tackle ... Carried twice for eight yards in the W&M game ... Contributed a tackle during 19 special team plays at Clemson ... Carried the football twice for 15 yards in the Duke game ... Also had a tackle while playing 18 downs on special teams ... Added another special team tackle in the BC game ... Was in on a tackle while working 20 special team plays against FSU ... Broke off a career-long 28-yard run against Miami and also contributed a tackle on special teams ... Graded 90 percent on two special team units while playing 19 plays at Virginia.

**Personal:** Dustin Michael Pickle ... Born 7/16/86 in Salem, VA ... Son of Mike and Sandra Pickle ... Majoring in interdisciplinary studies.



25

*D.J. Parker*

**Free Safety • 6-0 • 198 • Sr.**  
**Hampton, Va. • Phoebus H.S. • Hargrave**

The captain of the Tech secondary ... An honorable mention All-ACC pick ... Ranks sixth on the team in tackles with 57 ... Also has two interceptions, including one for a touchdown at Clemson ... A very consistent performer who has started 26 consecutive games at free safety ... His 822 plays tie for the most on defense this season.

**2007:** Played every defensive down during the first two games ... Contributed four tackles and a pass breakup against ECU ... Posted a



44

*Devin Perez*

**Fullback • 5-8 • 248 • r-Jr.**  
**Sparta, N.J. • Pope John XXIII H.S.**  
**Fork Union**

A strong, physical player who is utilized as a blocker on goal-line situations and on special teams ... Excels in the weight room where he is a Super Iron Hokie ... One of the toughest





24


*Dorian Porch*

**Rover • 5-11 • 204 • r-So.**  
**Calhoun, Ga. • Gordon Central H.S.**

Holds down the No. 2 spot at rover ... Starts on the kickoff team and has seen action on the punt block/return unit ... Recovered two fumbles on kickoffs during the Duke game ... A Super Iron Hokie who has had the best vertical jump on the team the past two years (40 1/2 inches).

**2007:** Was in for 19 plays at rover against East Carolina, contributing a tackle ... Only saw brief action at LSU ... Played six defensive downs against Ohio ... Worked 50 plays at rover against William & Mary, posting eight tackles ... Only saw special team action versus UNC and Clemson ... Recovered two fumbles on kickoff coverage at Duke ... Also played 12 defensive downs at rover and had two tackles ... Was in on a special team tackle against BC ... Saw brief action at rover against Georgia Tech ... Picked up a tackle on special teams against Florida State ... Picked up one tackle at rover and three on special teams against Miami.

**Personal:** Dorian Jeremiah Porch ... Born 3/16/87 in Calhoun, GA ... Son of Lynette Porch and Michael Gregory ... Enrolled in university studies.



Carlton Powell

Tackles	G	UT	AT	Tot.	Loss	Sacks
2006	13	4	5	9	0- 0	0- 0
2007	13	8	9	17	0.5- 1	0- 0
Career	26	12	14	26	0.5- 1	0- 0



99

*Carlton Powell*

**Defensive Tackle • 6-2 • 293 • r-Sr.**  
**Chesapeake, Va. • Great Bridge H.S.**

Has 31 career starts at tackle for the Hokies ... Earned honorable mention All-ACC honors this season ... Has six tackles for loss and 13 quarterback hurries ... Is strong and athletic ... Makes an impact at the line of scrimmage.

**2007:** Started the first two games ... Played 47 plays and was in on three tackles against ECU ... Worked 49 defensive downs at LSU ... Did not start against Ohio, but shared a sack and was in on five tackles ... Returned to the starting lineup against William & Mary and played 26 snaps ... Was in on three tackles, including one behind the line against North Carolina ... Had four tackles, including one for a loss, and three QB hurries at Clemson ... Had 1.5 sacks against Duke ... Posted four tackles and shared a sack against Boston College ... Contributed three hurries and two tackles in the win over Virginia ... Registered a hurry and three tackles against BC in the ACC Championship game.

**Personal:** Carlton Eugene Powell, Jr. ... Born 8/14/85 in Norfolk, VA ... Son of Carlton and Jay Powell ... Has graduated with a degree in human nutrition, foods and exercise.

Tackles	G	UT	AT	Tot.	Loss	Sacks
2004	13	7	10	17	6.0- 16	0- 0
2005	12	3	10	13	1.5- 7	0.5- 4
2006	13	16	22	38	6.5- 25	2.5- 19
2007	13	9	27	36	6.0- 23	2.5- 17
Career	51	35	69	104	20.0- 71	5.5- 40

2007 Tackles Game-by-Game						
ECU	1	0	3	3	0.0- 0	0- 0
at LSU	1	0	0	0	0.0- 0	0- 0
OHIO	1	1	4	5	1.0- 4	0.5- 3
W&M	1	0	1	1	0.0- 0	0- 0
UNC	1	0	3	3	0.5- 3	0.5- 3
at CU	1	2	2	4	1.0- 1	0.0- 0
at Duke	1	1	2	3	1.5- 11	1.5- 11
BC	1	2	2	4	0.5- 0	0.0- 0
at GT	1	1	1	2	0.0- 0	0.0- 0
FSU	1	0	2	2	0.5- 1	0.0- 0
UM	1	1	3	4	1.0- 3	0.0- 0
at UVa	1	1	1	2	0.0- 0	0.0- 0
vs BC	1	0	3	3	0.0- 0	0.0- 0



37

*Michael Reid*

**Split End • 6-3 • 201 • Jr.**  
**Martinsville, Va. • Martinsville H.S.**

Worked his way into a starting role on the punt block team late in the season ... Plays a backup role on the kickoff team and provides depth as a receiver.

**2007:** Saw his first action with three plays on special teams against William & Mary ... Picked up six special team plays during the FSU game and three against Miami ... Had eight plays on special teams in the win over Virginia and two in the ACC title game against Boston College.

**Personal:** Michael Brennan Reid ... Born 9/28/87 in Salem, VA ... Son of James Reid and Mitzi Reid ... Enrolled in university studies.



53

*Matt Reidy*

**Rover • 6-0 • 219 • r-So.**  
**Gaithersburg, Md. • Damascus H.S.**

An important contributor on three special team units ... Opened the season working mainly with the kickoff return team ... Joined the kickoff team late in the season and made a real impact ... Also plays on the punt return/block team and can always be counted on for top effort.

*Continued on next page*

*Reidy* Continued

**2007:** Earned a starting spot on the kickoff return team ... Was in for eight plays at LSU and seven against Ohio ... Picked up four more plays in the William & Mary game and five at Clemson ... Worked eight plays at GT, grading 90 percent on two different units ... Was in on a tackle during 14 special team plays against Florida State ... Had three tackles in the Miami game, while working 12 special team plays ... Was in on a tackle during 19 special team plays against Virginia ... Graded 90 percent or better on two special team units during the ACC Championship game with BC.

**Personal:** Matthew S. Reidy ... Born 1/8/87 in Shady Grove, MD ... Son of Denny and Sue Reidy ... Enrolled in finance.



*Kory Robertson*

two QB hurries and a pair of tackles in 23 plays against UNC ... Posted three hurries in the Clemson game and had another hurry at Duke ... Picked up a hurry during both the FSU and Miami games ... Contributed two hurries and a tackle in the ACC Championship game.

**Personal:** Kory Waurez Robertson ... Born 12/12/84 in Atlanta, GA ... Son of John Robertson and Sharon Pittman ... Has lived with his grandparents, John and Mary Robertson, since the age of 5 ... Enrolled in apparel, housing and resource management.

Tackles	G	UT	AT	Tot.	Loss	Sacks
2004	5	1	3	4	0- 0	0- 0
2005	11	2	3	5	0.5- 1	0- 0
2006	13	9	7	16	2.0- 13	1- 10
2007	13	3	5	8	0- 0	0- 0
Career	42	15	18	33	2.5- 14	1- 10

out the first quarter of the UNC game ... Ended up playing 39 snaps against the Tar Heels ... Was in for all 55 plays at Clemson ... Posted five knockdowns in the Duke game ... Picked up seven more knockdowns and graded 85 percent in the BC game ... Added six knockdowns at GT and eight against Florida State ... Graded 90 percent with three knockdowns against Miami ... Picked up four more knockdowns in the win at Virginia ... Earned a grade of 87 percent and collected eight knockdowns in the win over BC in the ACC title game.

**Personal:** Sergio Orlando Render ... Born 9/13/86 in LaGrange, GA ... Lives with his aunt and uncle, Kerri and Eric Geter ... Enrolled in university studies.




4

*Eddie Royal*

**Flanker • 5-10 • 180 • Sr.**  
**Herndon, Va. • Westfield H.S.**

One of the Hokies' top big-play threats ... Has caught four touchdown passes and scored twice on punt returns this season ... Ranks as the ACC's all-time leader in punt return yardage ... Earned first-team All-ACC honors as a return man ... Has averaged 15.9 yards on seven runs during the season ... Is second all-time in kickoff return yards at Tech ... Currently ranks fourth in career receptions at Tech (118) and sixth in career receiving yards (1,767) ... Has real football savvy to go with all the skills needed to be a game-breaker.

**2007:** Contributed five punt returns for 63 yards, caught two passes for 16 yards and had a 16-yard kickoff return during the season opener with ECU ... Turned in a personal-best 137 yards on five kickoff returns at LSU ... Caught three passes for 30 yards against Ohio ... Returned a punt 60 yards for a touchdown against William & Mary ... Finished that game with 120 yards on four returns ... Had a career-long 53-yard run on a reverse against UNC ... Returned a punt 82 yards for a TD at Clemson and had another scoring return nullified by a penalty ... Finished with 117 yards on three returns ... Caught six passes for 90 yards at Duke ... Scored on a 25-yard touchdown reception ... Added another TD catch in the BC



70

*Sergio Render*

**Offensive Guard • 6-4 • 310 • So.**  
**Newnan, Ga. • Newnan H.S.**

A key member of the Hokies' offensive front ... Selected second-team All-ACC by Rivals ... A two-year starter at right guard ... Big, strong and athletic ... Leads the team in knockdown blocks with 64 ... His 825 offensive plays are the most of any player ... Also starts on the extra point and field goal team.

**2007:** Started at right guard ... Posted nine knockdown blocks in the opening game against ECU ... Played 57 snaps at LSU ... Worked 72 offensive snaps against Ohio ... Had six knockdowns versus William & Mary ... Sat



75

*Kory Robertson*

**Defensive Tackle • 6-2 • 342 • r-Sr.**  
**Martinsville, Va. • Magna Vista H.S.**

Puts in time as a member of the Hokies' rotation at defensive tackle ... A gifted athlete in a big body ... Can be hard to handle in the middle ... Also plays an important role on the extra point and field goal block team.

**2007:** Starts on the extra point and field goal block team ... Played 20 plays off the bench in the opening game and 22 snaps at LSU ... Got his first collegiate start against Ohio and was in on two tackles ... Added two more tackles in 27 plays against W&M ... Had



*Sergio Render*



Ryan Shuman

game, finishing with four grabs for 77 yards ... Caught two passes for 45 yards before suffering a calf injury at Georgia Tech ... Missed the FSU game ... Returned against Miami and rushed twice for 44 yards and added 45 yards on four punt returns to become the ACC's career leader in punt return yards ... Hauled in six passes for a career-best 147 yards and one touchdown in win over Virginia ... Put Tech ahead for good in the ACC Championship game with a leaping 24-yard touchdown catch ... Had four catches for 63 yards in the game to go with two kickoff returns for 41 yards.

**Personal:** William Edward Royal ... Born 5/21/86 in Alexandria, VA ... Son of Pearl Royal ... Majoring in sociology.

Receiving	G	No.	Yds.	Avg.	TD	LG
2004	12	28	470	16.8	3	80
2005	13	27	315	11.7	2	42
2006	13	31	497	16.0	3	49
2007	12	32	485	15.2	4	56
Career	50	118	1767	15.0	12	80

**2007 Receiving Game-by-Game**

ECU	1	2	16	8.0	0	10
at LSU	1	0	0	0.0	0	0
OHIO	1	3	30	10.0	0	11
W&M	1	0	0	0.0	0	0
UNC	1	4	14	3.5	0	8
at CU	1	0	0	0.0	0	0
at Duke	1	6	90	15.0	1	25
BC	1	4	77	19.3	1	41
at GT	1	2	45	22.5	0	34
FSU	Did not play					
UM	1	1	3	3.0	0	3
at UVa	1	6	147	24.5	1	56
vs BC	1	4	63	15.8	1	24

Passing	G	Att-Comp	Pct.	Yds.	TD	Int
2006	13	3- 1	33.3	53	1	1
2007	12	2- 0	0.0	0	0	1
Career	25	5- 1	20.0	53	1	2

Rushing	G	No.	Yds.	Avg.	TD	LG
2004	12	1	11	11.0	1	11
2005	13	10	79	7.9	1	17
2006	13	5	24	4.8	0	10
2007	12	7	111	15.9	0	53
Career	50	23	225	9.8	2	53

K.O. Ret.	G	No.	Yds.	Avg.	TD	LG
2004	12	12	346	28.8	0	48
2005	13	14	283	20.9	0	36
2006	13	19	431	23.0	0	55
2007	12	12	228	19.0	0	41
Career	50	57	1288	22.6	0	55

Punt Ret.	G	No.	Yds.	Avg.	TD	LG
2004	12	25	274	11.0	0	58
2005	13	32	263	8.2	0	29
2006	13	23	304	13.2	1	58
2007	12	30	454	15.1	2	82
Career	50	110	1295	11.8	3	82



58

Ryan Shuman

**Center • 6-3 • 314 • r-Jr.**  
Fork Union, Va. • Fork Union M.A.

Has played 649 snaps as the starting center ... Missed two games with an ankle injury, but helped solidify the line when he returned ... A standout in the Hokies' strength and conditioning program ... A tough competitor.

**2007:** Made his first start at center during the open with ECU ... Played every offensive down in each of the first two games ... Registered five knockdown blocks in the opener ... Picked up 72 snaps against Ohio ... Worked 35 plays against William & Mary with three knockdowns ... Played every offensive down against UNC, Clemson and Duke ... Suffered an ankle injury in the first half of the BC game ... Did not play against Georgia Tech or Florida State ... Returned for the Miami game ... Started and played 66 plays, grading at 90 percent ... Played every offensive snap at Virginia and during the win over BC in the ACC Championship game.

**Personal:** John Ryan Shuman ... Born 7/8/86 in Charlottesville, VA ... Son of John and Patricia Shuman ... His dad, John, is the head coach of the postgraduate football team at Fork Union Military Academy ... Enrolled in apparel, housing and resource management.



88

Andre Smith

**Tight End • 6-4 • 245 • r-Fr.**  
Germantown, Md. • Seneca Valley H.S.

A promising young player who saw his role increase as the season progressed ... Moved into the No. 2 spot at tight end after Sam Wheeler was sidelined for the season during the Georgia Tech game ... Got starts in two of the last four games when the Hokies opened in a two-tight end set ... Also contributes as a starter on the punt and extra point and field goal teams.

**2007:** Saw his first action at LSU with five offensive snaps ... His first reception was a 6-yard catch against Ohio ... Caught two passes for 39 yards in the William & Mary game ... Played 13 snaps at TE against Clemson ... Contributed two knockdown blocks while playing 10 snaps at Duke ... Contributed a tackle on special teams against BC ... Played 26 snaps at Georgia Tech, catching two passes for 22 yards ... Earned his first start against Florida State and played 37 snaps ... Had a 20-yard catch while playing 29 downs against Miami ... Was in for 29 plays against Virginia and 27 offensive snaps in the ACC title game against BC ... Has six catches for 87 yards on the season.

**Personal:** Andre Phillip Smith ... Born 9/26/88 in Savannah, GA ... Son of the late Julida Kilafwakun ... Enrolled in university studies.

Receiving	G	No.	Yds.	Avg.	TD	LG
2007	12	6	87	14.5	0	22



45

Purnell Sturdivant

**Linebacker • 5-10 • 217 • r-Jr.**  
Norfolk, Va. • Lake Taylor H.S.

The top backup to Xavier Adibi at the backer position ... A starter on the kickoff return team and a member of two other special team units ... Picked off two passes and registered a pair of QB sacks while playing a career-high 55 plays against William & Mary ... Has won the Excalibur Award, the highest honor in the Tech strength and conditioning program.

**2007:** Saw action as a starter on the kickoff return team ... Picked up six plays at the backer position against Ohio and was in on a tackle ... Made the most of his 55 plays at the backer position against William & Mary

*Continued on next page*

2008 ORANGE BOWL GUIDE

*Sturdivant* Continued

... Posted eight tackles, including two sacks  
 ... Also intercepted two passes on the way to a team-leading defensive grade of 49 points  
 ... Collected two tackles on 16 plays at Duke  
 ... Picked up another tackle against GT ...  
 Recovered an on-side kick against FSU ... Was in for seven plays at linebacker against Miami, picking up a QB hurry.

**Personal:** Purnell Joshua Sturdivant ...  
 Born 3/19/86 in Norfolk, VA ... Son of Purnell and Terry Sturdivant ... Enrolled in apparel, housing and resource management.

Tackles	G	UT	AT	Tot.	Loss	Sacks
2005	13	4	5	9	0- 0	0- 0
2006	13	4	6	10	0- 0	0- 0
2007	13	6	6	12	2.5- 16	2- 16
Career	39	14	17	31	2.5- 16	2- 16



56

*Demetrius Taylor*

**Defensive End • 6-0 • 248 • r-So.**  
**Virginia Beach, Va. • Kellam H.S.**

Has seen action on special teams and at defensive end ... A member of three special team units ... A hard worker who is a Super Iron Hokie in the weight room.

**2007:** Did not see action in the opening game ... Started on the punt return team at LSU and was in on four plays ... Worked three plays at end against Ohio ... Played 23 snaps on defense against William & Mary ... Had nine special team plays at Clemson ... Posted two special team tackles and also played nine downs at end ... Played 12 special team plays against GT and seven versus Florida State ... Contributed a special team tackle against Miami.

**Personal:** Demetrius A. Taylor ... Born 11/22/86 in Jacksonville, FL ... Son of Demetrius and Charmaine Taylor ... A sociology major.



5

*Tyrod Taylor*

**Quarterback, 6-1, 206, Fr.**  
**Hampton, Va., Hampton H.S.**

An extremely talented young player who is making an impact as a true freshman ... Was slated to be redshirted, but found himself playing by the second quarter of the LSU game when the Hokies found they needed more mobility behind their inexperienced line ... Started five straight games until suffering an ankle injury at Duke ... Missed two games before returning to play in a rotating system with Sean Glennon over the last four games ... Has made big plays with his arm and his feet, accounting for 11 touchdowns ... Ran for 118 yards at Clemson ... Passed for two TDs and ran for another in a win over FSU and contributed two big touchdown runs on the goal-line at Virginia ... A smart, poised performer who continues to improve ... The first true freshman to start at quarterback at Tech since 1982.

**2007:** Entered the season No. 2 at quarterback ... Was called on to play late in the first half at LSU ... Led the Hokies on their only touchdown drive of the game, scoring on a 1-yard run ... Rushed for 44 yards on nine carries and completed 7-of-18 passes for 62 yards ... Was named the Hokies' starting quarterback the following Monday ... Made his first start against Ohio ... Completed 18-of-31 passes for 287 yards ... Rushed six yards for a touchdown ... Played the first half against William & Mary ... Completed 6-of-13 passes for 72 yards ... Picked up his first touchdown pass, a 34-yard screen to Branden Ore ... Added 52 yards rushing on five carries, including a 45-yard scamper ... Rushed for a TD against UNC ... Suffered his first interception against the Tar Heels ... Rushed for 118 yards on 15 carries at Clemson and tossed a 21-yard touchdown pass to Justin Harper ... Completed 5 of 7 passes for 88 yards and one TD before suffering a high ankle sprain at the beginning of the second quarter at Duke ... Did not play against Boston College or Georgia Tech ... Returned to action against Florida State ... Did not start, but ended up earning ACC Rookie of the Week honors after passing for two touchdowns and running for another ... Hit 10 of 15 passes for 204 yards and rushed

17 times for 92 yards ... Split time against Miami until leaving with a pulled muscle in his side early in the third quarter ... Ran seven times for 28 yards and completed 1-of-2 passes for five yards ... Turned in two key touchdown runs on the goal line at Virginia ... Made a key 31-yard run during a fourth-quarter drive that put Tech ahead for good in its ACC title game against BC ... Is second on the team in rushing with 431 yards and six TDs on 97 carries ... Has completed 71-of-131 passes for 916 yards and five touchdowns, while being intercepted twice.

**Personal:** Tyrod Taylor ... Born 8/3/89 in Hampton, VA ... Son of Rodney and Trina Taylor.

Passing	G	Att-Comp	Pct.	Yds.	TD	Int
2007	10	131- 71	54.2	916	5	2

	2007 Passing Game-by-Game					
ECU	Did not play					
at LSU	1	18- 7	38.8	62	0	0
OHIO	1	31- 18	58.0	287	0	0
W&M	1	13- 6	46.2	72	1	0
UNC	1	19- 10	52.6	66	0	1
at CU	1	14- 7	50.0	65	1	1
at Duke	1	7- 5	71.4	88	1	
BC	Did not play					
at GT	Did not play					
FSU	1	15- 10	66.7	204	2	1
UM	1	2- 1	50.0	5	0	0
at UVa	1	6- 4	66.7	39	0	0
vs BC	1	6- 3	50.0	28	0	0

Rushing	G	No.	Yds.	Avg.	TD	LG
2007	10	97	431	4.4	6	52

	2007 Rushing Game-by-Game					
ECU	Did not play					
at LSU	1	9	44	4.9	1	23
OHIO	1	10	8	0.8	1	13
W&M	1	5	52	10.4	0	45
UNC	1	11	11	1.0	1	9
at CU	1	15	118	7.9	0	52
at Duke	1	5	15	3.0	0	12
BC	Did not play					
at GT	Did not play					
FSU	1	17	92	5.4	1	38
UM	1	7	38	5.4	0	16
at UVa	1	9	17	1.9	2	9
vs BC	1	9	36	4.0	0	31



95

*Cordarow Thompson*

**Defensive Tackle • 6-2 • 338 • r-So.**  
**Stafford, Va. • North Stafford H.S.**

Has seen action in nine games as the Hokies' fifth tackle ... Provides backup on the extra point and field goal block team ... Picked



Stephan Virgil

up a sack in the William & Mary game.

**2007:** Worked seven plays in the opener against ECU and was in on 15 defensive downs at LSU ... Picked up 11 plays against Ohio and was in on a tackle ... Registered a sack and two tackles behind the line while playing 26 defensive downs against W&M ... Had a QB hurry during a short stint in the UNC game ... Added another hurry at Clemson ... Was in on five plays at Georgia Tech and six versus Miami.

**Personal:** Cordarrow Eugene Thompson ... Born 10/2/87 in Fairfax, VA ... Son of Eugene and Wanda Thompson ... Enrolled in university studies.

Tackles	G	UT	AT	Tot.	Loss	Sacks
2006	12	7	7	14	3.0-	9
2007	9	1	3	4	1.5-	10
Career	21	8	10	18	4.5-	19




## Grant Throckmorton

**Holder/Quarterback • 6-4 • 237 • r-Sr.**  
Wytheville, Va. • George Wythe H.S.

A team player and team leader who plays a number of important roles for the Hokies ... Has served as a holder on all placements ... Helps signal in offensive plays from the sidelines ... Saw brief action at quarterback against Miami.

**2007:** Served as the Hokies' holder for placements ... Picked up five plays at quarterback to finish out the Miami game.

**Personal:** Grant Campbell Throckmorton ... Born 10/27/84 in Roanoke, VA ... Son of Dennis and Missy Throckmorton ... Both his father, Dennis, and brother, Cole, graduated from Virginia Tech ... Majoring in human nutrition, foods and exercise.



## Stephan Virgil


**Cornerback • 5-11 • 187 • So.**  
Rocky Mount, N.C. • Rocky Mount H.S.

An outstanding athlete who blocked a punt against Duke and ranks as the Hokies' top tackler on kickoffs ... Also contributes as the No. 2 man at the boundary cornerback position ... Is third on the team in special team plays with 169 ... Starts on three special team units and helps out on two others.

**2007:** Has contributed at cornerback and on special teams ... Works on five different special team units ... Picked up 13 plays on special teams during the opener with ECU ... Got 15 plays at corner against LSU and 10 more on special teams ... Posted a pair of tackles ... Added two more tackles against Ohio, playing 14 plays on special teams and six at corner ... Had 20 plays on special teams against W&M to go with a career-high 50 plays on defense ... Contributed four tackles and broke up two passes ... Was in on a tackle while playing 17 special team plays at Clemson ... Posted the Hokies' first blocked kick with a punt block at Duke ... Also played 15 downs on defense with a pair of tackles ... Was in on a special teams tackle versus BC ... Had two more against Florida State ... Played seven snaps on defense and registered a sack against Miami ... Added two more tackles while playing on special teams ... Graded 90 percent on two special team units while seeing action on 19 plays at Virginia.

**Personal:** Stephan Denard Virgil ... Born 4/3/87 in Rocky Mount, NC ... Son of Richard and Sandra Virgil ... Enrolled in university studies.

Tackles	G	UT	AT	Tot.	Loss	Sacks
2006	11	3	1	4	0-	0
2007	13	7	11	18	1-	6
Career	24	10	12	22	1-	6




## Ed Wang

**Offensive Tackle • 6-5 • 312 • r-So.**  
Ashburn, Va. • Stone Bridge H.S.

Joined the starting lineup for the Duke game after missing the first six games with a broken fibula suffered during the preseason ... Played a big role in solidifying the offensive line once he returned ... Played on all but five offensive snaps once he rejoined the team ... Is in his first season at tackle after playing tight end last year.

**2007:** Suffered a broken ankle during the preseason and underwent surgery ... Returned to practice in late September ... Dressed for the Clemson game but did not play ... Started at right tackle against Duke and played every offensive snap with two knockdown blocks ... Also went the distance on offense against BC with a pair of knockdowns ... Played all 79 offensive downs at Georgia Tech ... Had six knockdown blocks while playing all 78 snaps against FSU ... Added 66 more plays in the Miami game ... Sprained an ankle at Virginia, but still played 73 snaps ... Came back to play all 71 snaps against BC in the ACC title game.

**Personal:** Ed Wang ... Born 3/12/87 in Fairfax, VA ... Son of Robert and Nancy Wang ... His parents were both members of the Chinese Olympic team in the 1970s ... Majoring in apparel, housing and resource management.



Ed Wang



60

*Beau Warren*

**Center • 6-3 • 275 • r-Fr.**  
Clifton, Va. • Centreville H.S.

Saw brief action early in the season before being pressed into action at center when starter Ryan Shuman was injured against Boston College ... Ended up starting games against Georgia Tech and Florida State and playing every offensive down ... Battled to the final whistle in both games, helping the team pick up two wins.

**2007:** Made the dress squad as the No. 2 center ... Saw action on six snaps against Ohio ... Got 31 snaps during the William & Mary game ... Ended up playing 37 plays at center against BC after starter Ryan Shuman was injured ... Made his first start at Georgia Tech and played every offensive snap ... Started and played all 78 snaps against Florida State ... Saw brief action in the Miami game.

**Personal:** Beau Louis Warren ... Born 12/31/87 in Fairfax, VA ... Son of Don and Irene Warren ... Brother of current Hokie Brett Warren and former Tech linebacker Blake Warren ... Dad played 14 years in the NFL for the Washington Redskins ... A psychology major.

Clemson ... Started four straight games, leading the defense in points in two those contests ... Has a nose for the ball and plays a physical brand of football ... Also contributes as a starter on the extra point and field goal block teams.

**2007:** Has contributed 43 tackles, including 3.5 sacks ... Also has seven quarterback hurries and an interception ... Logged 10 plays on special teams in the opener ... Played nine downs at linebacker at LSU, contributing a tackle ... Played six downs on defense at mike linebacker against Ohio ... Was in on two sacks against William & Mary ... Played 55 downs, contributing seven tackles and four QB hurries ... Had a tackle inside the opponent's 20-yard line on a kickoff at Clemson ... Started for the injured Vince Hall at Duke ... Led the team with 11 tackles, including three for loss, and made his first interception, earning ACC honors ... Remained in the starting lineup for the BC game ... Was in on six tackles ... Posted eight tackles, including a sack, against Georgia Tech ... Contributed five tackles as the starter in the FSU game ... Had a tackle and recovered a fumble on special teams at Virginia ... Graded 90 percent or better on two special teams units during the win over BC in the ACC Championship game.

**Personal:** Brett Paul Warren ... Born 3/7/85 in Huntington Beach, CA ... Son of Don and Irene Warren ... His father, Don, played 14 seasons with the Washington Redskins ... Brother of current Tech center Beau and former Hokie linebacker Blake Warren ... Enrolled in sociology.

Tackles	G	UT	AT	Tot.	Loss	Sacks
2004	12	3	4	7	0- 0	0- 0
2005	13	2	12	14	1.0- 5	0- 0
2006	3	4	6	10	0- 0	0- 0
2007	13	23	20	43	5.5- 36	3.5- 29
Career	41	32	42	74	6.5- 41	3.5- 29



Carlton Weatherford

Iron Hokie whose work ethic is hard to top.

**2007:** The No. 1 fullback ... Played 19 snaps in the opener and 12 at LSU ... Started against Ohio and played 21 snaps ... Was in for 17 plays at fullback in the William & Mary game ... Caught a 3-yard pass against UNC ... Played 20 snaps at Clemson and 12 against Duke ... Caught a 3-yard pass against BC and also had a carry for 3 yards ... Made two catches for eight yards in the Georgia Tech game ... Played 33 snaps against FSU ... Scored his first collegiate rushing touchdown on a 1-yard run against Miami ... Also caught a 10-yard pass.

**Personal:** Carlton Nunn Weatherford, Jr. ... Born 1/5/85 in Danville, VA ... Son of Carlton and Donna Weatherford ... Graduated with a degree in sociology.

Rushing	G	No.	Yds.	Avg.	TD	LG
2004	4	0	0	0	0	0
2005	7	0	0	0	0	0
2006	13	3	11	3.7	0	8
2007	13	5	4	0.8	1	3
Career	37	8	15	1.9	1	8

Receiving	G	No.	Yds.	Avg.	TD	LG
2004	4	0	0	0	0	0
2005	7	0	0	0	0	0
2006	13	4	25	6.2	1	8
2007	13	6	26	4.3	0	10
Career	37	10	51	5.1	1	10



39

*Carlton Weatherford*

**Fullback • 5-10 • 230 • r-Sr.**  
Danville, Va. • Tunstall H.S.

A hard-nosed competitor who handles the fullback duties ... An outstanding blocker and a solid receiver out of the backfield ... Serves as a backup on two special team units ... A Super



51

*Matt Welsh*

**Center • 6-4 • 295 • r-Jr.**  
Clifton, Va. • Centreville H.S.

Shared time with Richard Graham at left guard early in the season when an injury to



33

*Brett Warren*

**Linebacker • 6-1 • 238 • r-Jr.**  
Clifton, Va. • Centreville H.S.

Answered the call when starting mike linebacker Vince Hall was injured against



tackle Ed Wang forced some shifts in the line ... Played a career-high 45 snaps against William & Mary ... Is currently a backup at center.

**2007:** Shared time at right guard during the first half of the season ... Worked 34 plays in the opening game with East Carolina ... Played 26 snaps with three knockdown blocks at LSU ... Got 45 plays in the W&M game and 24 against UNC ... Did not play in the Duke game ... Worked seven snaps at center after Ryan Shuman was hurt against BC ... Played five snaps against Miami.

**Personal:** Matthew Edward Welsh ... Born 9/12/84 in Fairfax, VA ... Son of Ed and Maryann Welsh ... Graduated with a degree in apparel, housing and resource management.



83

*Sam Wheeler*

**Tight End • 6-3 • 267 • r-So.**  
**Blacksburg, Va. • Blacksburg H.S. • Hargrave**

Earned the starting tight end job early on ... Was having an outstanding year when he suffered a season-ending knee injury at Georgia Tech ... Had already surpassed his 2006 totals when he was injured ... A good athlete with great hands and the ability to get down field ... Posted seven catches in the opening game against East Carolina and had 94 yards receiving in the Duke game ... Is expected to be ready for the 2008 season.

**2007:** Caught a personal-best seven passes in the season opener with ECU ... Also had 81 yards receiving with 28 coming on a touchdown pass from Sean Glennon ... Played 45 snaps at LSU, but did not have a catch ... Hauled in a 16-yard pass in the Ohio game ... Had two catches for 15 yards versus W&M ... Picked up 46 snaps at Clemson ... Made four catches for a career-best 94 yards at Duke ... Caught a 5-yard pass in the BC game ... Suffered a season-ending knee injury in the first quarter of the game at Georgia Tech ... Underwent surgery and was lost for the season ... Had 15 catches for 211 yards and a touchdown over nine games.

**Personal:** Samuel Ryan Wheeler ... Born 5/27/86 in Bluefield, WV ... Son of Anthony and Linda Wheeler ... Enrolled in apparel, housing and resource management.

Receiving	G	No.	Yds.	Avg.	TD	LG
2006	13	13	199	15.3	2	53
2007	9	15	211	14.1	1	38
Career	23	28	410	17.8	3	53



3

*Ike Whitaker*

**Split End • 6-4 • 225 • r-So.**  
**Germantown, Md. • Northwest H.S.**

A big, tall athlete who has spent the season learning the ropes at wide receiver ... Has seen action in seven games, catching three passes ... Was one of the players competing for the quarterback duties during the spring and preseason.

**2007:** Moved from quarterback to wide receiver during the preseason ... Played six downs in the opener with ECU ... Picked up his first reception, a 9-yard grab, at LSU ... Played nine snaps against Ohio and caught a 3-yard pass ... Had a 5-yard catch against W&M, while playing 28 snaps ... Saw brief action at Duke ... Worked four plays at receiver during the GT game and five against Miami ... Has three catches for 17 yards on the season.

**Personal:** Dewight Allan Whitaker ... Born 6/5/87 in Takoma Park, MD ... Son of Derrick Whitaker and Maria Thomas ... Enrolled in university studies.



43

*Jason Worilds*

**Defensive End • 6-2 • 257 • r-Fr.**  
**Carteret, N.J. • Carteret H.S.**

Has seen action in every game but one at defensive end ... Is explosive coming off the corner ... Third on the team in quarterback hurries with 15 ... Starts on the punt return/block team and the extra point and field goal block unit.

**2007:** Contributed a pair of quarterback

hurries in the opening game against East Carolina ... Was in on three tackles at LSU ... Played 10 downs against Ohio before suffering a high ankle sprain ... Missed the William & Mary game ... Played 25 downs against UNC, posting four tackles ... Posted a sack and three QB hurries at Clemson ... Made two tackles for loss in the Duke game ... Had a tackle and a hurry in the Boston College game ... Shared a sack against GT and added a hurry ... Picked up a pair of hurries in the FSU game ... Shared a sack against Miami ... Played 23 downs at end against Virginia and had a pair of tackles ... Was in on 24 defensive plays in the ACC title game against BC, contributing a tackle and a QB hurry.

**Personal:** Jason Adjepong Worlds ... Went by Jason Adjepong last year, but legally changed his last name to Worlds in the summer ... Born 3/3/88 in Rahway, NJ ... Son of Sandra Worlds ... Enrolled in university studies.

Tackles	G	UT	AT	Tot.	Loss	Sacks
2007	12	9	8	17	4.5-	26 2.5- 16



48

*Kenny Younger*

**Tight End • 5-11 • 229 • So.**  
**Richmond, Va. • Mills Godwin H.S.**

Earned a role on special teams with hard work ... Starts on both the punt team and the kickoff return unit ... Also spends time with the extra point and field goal squads and helps provide depth at tight end ... Excels in the weight room.

**2007:** Won the Excalibur Award, the top honor in the strength and conditioning program, during the preseason ... Starts on the punt team and the kickoff return unit ... Posted a tackle in the ECU game ... Played four snaps at fullback, as well as nine special team downs ... Got five snaps at fullback during the William & Mary game ... Downed a punt inside the 10 ... Saw action on 11 special team plays against UNC and 17 at Clemson ... Moved to tight end after the Georgia Tech game ... Worked 13 special team plays in the win over FSU ... Graded 90 percent on two special team units during the Miami game ... Was in on 12 special team plays during the ACC title game.

**Personal:** Kenny Wayne Younger ... Born 5/11/88 in Richmond, VA ... Son of Ken and Jamie Younger ... A sociology major.



# Head Coach **Frank Beamer**

*Veteran Coach Leads Tech to Orange Bowl in 21st Season at the Helm of the Hokies*

Fresh off an ACC title and heading into a berth in the FedEx Orange Bowl, Frank Beamer is concluding his 21st year as the head football coach at Virginia Tech, and with a solid foundation in place, he continues to take the Hokies to higher levels.

After leading the Hokies to a 10-3 record and a trip to another bowl game in 2006, the two-time Atlantic Coast Conference Coach of the Year proudly took on the challenge of having to live up to the high expectations set in July by the ACC media, who for the first time in four years, picked the Hokies to capture the outright ACC Championship crown.

While Beamer had a senior class looking to become the first class in Tech history to win at least 10 games each year,

the Hokies entered the season with injuries on the offensive line that looked to possibly dash any thoughts of reaching the Bowl Championship Series. Suffering what was thought to be a devastating non-conference loss to LSU in the second game of the season, Beamer did not lose confidence in his squad and stayed the course of winning the ACC as he molded the group into a cohesive unit that would outscore opponents 357-146 following the defeat in Baton Rouge.

During the stretch, Beamer recorded his first win ever against famed Florida State head coach Bobby Bowden, while also putting BeamerBall on full display against Bowden's son, Tommy, at Clemson. In the game against the nationally-ranked Tigers, the

Hokies scored three non-offensive touchdowns off an interception, a punt return and a kickoff return. Tech concluded the regular season by defeating Virginia on the road in what was arguably the most important game in the history of the in-state rivalry as the

winner would win the ACC Coastal Division title and advance to the ACC Championship game. With the victory over the Cavaliers, Tech became one of two Division I FBS teams to post 10 or more wins in each of the last four regular seasons. The momentum carried over to Jacksonville as Beamer and the Hokies proved the media right by winning their second ACC title, this time beating Boston College, 30-16.

There's no doubt Virginia Tech couldn't have asked for anyone better than Frank Beamer to guide its football program into the Atlantic Coast Conference. In 2005, he led the Hokies to an 11-2 record, the Coastal Division title, a spot in the inaugural league championship contest and a bowl game. In 2004, Beamer guided another young Tech team — picked to finish sixth in the ACC — to a league title and a BCS Bowl. That team also won the league's 2004 Fall Sportsmanship Award for football, yet another tribute to the program Beamer and his staff have built.



Coach Frank Beamer celebrates with his players following the Hokies' win over Boston College in the ACC Championship Game.





When Beamer accepted the job as head football coach at his alma mater in 1987, his goal was for the Virginia Tech football program to reach a consistent level of excellence. The Hokies have come a long way since that day, and along the way, Beamer has become one of the most respected and successful coaches on the college football scene.

Under Beamer, Tech football has enjoyed unprecedented success with 15 consecutive bowl appearances, two ACC titles, two ACC Coastal Division crowns, three BIG EAST Conference titles and a trip to the national championship game. Tech won the BIG EAST title in 1995 and 1999 and shared it in '96.

Beamer was voted BIG EAST Coach of the Year by the league's coaches each of those seasons and was tabbed the ACC Coach of the Year in both 2004 and 2005.

In 1997, he was inducted into the Virginia Tech Sports Hall of Fame and following the 1999 season, he earned eight national coach of the year honors. Under Beamer, Tech has earned a top 10 ranking in the AP poll at some point during seven of the past eight years.

This year, Tech has won 11 games, an ACC title and is ranked third in the country in the BCS heading into the FedEx Orange Bowl against Kansas.

Beamer, who was the consensus national coach of the

year in 1999, is ranked third among Division I FBS coaches in victories with 209 over 27 seasons as a head coach. His Tech teams have posted a 153-44 record over the past 15 seasons and appeared in bowl games

each year during that span, a feat equaled by just three other schools. Prior to winning the 2004 ACC championship, he guided the Hokies to three BIG EAST Conference championships and in 1999 helped direct Tech to the national championship game. Beamer's Hokies have earned the highest national rankings in the program's history, spending 84 weeks in the Top 10 of The Associated Press poll over the past nine seasons, including six weeks this year that began with Tech at No. 9. Tech enters the Orange Bowl at No. 5. During one stretch that ended in 2003, Tech was ranked in 84 consecutive AP polls.

A spot in the Nokia Sugar Bowl to play No. 1 Florida State for the national championship focused widespread attention on Virginia Tech and its football program following the 1999 season. Although the Hokies fell short in their bid for the national title, they proved that they belong among the top teams in the college ranks.

For his part in the Hokies' magical 1999 season, Beamer earned eight national coach of the year awards. He was named

the Bobby Dodd Coach of the Year, the GTE Coach of the Year, the Eddie Robinson Coach of the Year, the Paul 'Bear' Bryant Coach of the Year, The Associated Press Coach of the Year, the Walter Camp Football Foundation/Street & Smith's Coach of the Year, the Maxwell Football Club Coach of the Year and the Woody Hayes Coach of the Year. He also was named the BIG EAST Conference Coach of the Year for the third time.

There have been plenty of other accolades for the Hokies' coach. Prior to the 2005 season, a Seattle Times poll of more than 40 coaches voted Frank Beamer as the current head coach for whom they had the most respect. Beamer was also selected the fifth-best strategist. In a survey of Division I-A football coaches conducted by Bloomberg News in the fall of 2000, Beamer was named the best coach a school could hire to run its football program. When BIG EAST Conference football celebrated its first 10 years of existence in 2000, Beamer was voted the Coach of the Decade by the league's media.

*Continued on next page*



*Virginia Tech players celebrated a Gator Bowl victory by dousing Coach Frank Beamer.*



*Coach Beamer discusses a call with an official during a game this season.*



Frank Beamer and his wife Cheryl in the coach's Merryman Center office with their son Shane and his wife Emily (left) and their daughter Casey (right).

Continued from pg. 33

The rise of the Tech football program has made Beamer a man in demand. It has opened doors to places he may never have dreamed of as a youngster growing up in Southwest Virginia.

In September 2000, Beamer was invited to the White House where he joined a select group that stood in the Rose Garden behind then-President Bill Clinton as he made remarks on the Conservation and Reinvestment Act. Beamer was one of the keynote speakers at the American Football Coaches Association Convention in 2000, and in April, 2001, he joined former Prime Minister of Great Britain, Lady Margaret Thatcher, as one of the featured speakers at SUCCESS 2001, one of the nation's most popular business seminars.

In April 2004, Beamer was presented a Humanitarian Award by the National Conference for Community and Justice for his contributions to fostering justice, equity and community in the Roanoke Valley. An avid NASCAR fan, Beamer has been the official starter for races at Bristol Motor Speedway and Richmond International Raceway.

Beamer has always put Virginia Tech first — ever since he starred as a defensive back for the Hokies in his undergraduate days. When he was inducted into The Virginia Tech Sports Hall of Fame in 1997, Beamer called it the

biggest honor of his entire career.

Beamer's overall record at Tech now stands at 167-84-2. He became Tech's winningest football coach during the 1997 campaign. Counting six years as head coach at Murray State prior to joining the Hokies, Beamer's overall 27-year record is 209-107-4.

During his undergraduate days at Tech, Beamer started three years as a cornerback and played on the Hokies' 1966 and 1968 Liberty Bowl teams. He received a B.S. in distributive education from Tech in 1969 and a master's in guidance from Radford in 1972. Then came the start of the Beamer coaching career.

He began as an assistant at Radford High School from 1969 through 1971. Then, after one season as a graduate assistant at the University of Maryland, he went to The Citadel where he worked five seasons under Bobby Ross and one year under Art Baker. His last two years at The Citadel, Beamer was the defensive coordinator.

In 1979, Beamer went to Murray State as the defensive coordinator under Mike Gottfried. He was named head coach at Murray State in 1981 and went on to compile a six-year record of 42 wins, 23 losses and two ties.

The Tech coach was born in Mt. Airy, N.C., and grew up in Hillsville, Va. Beamer is married to the former Cheryl Oakley of Richmond, Va. They have two children, Shane, a former member of his dad's football team at Tech and now an assistant at the University of South Carolina; and daughter Casey, a 2003 graduate of Virginia Tech.

# PROFILE

## Coach Frank Beamer

### PERSONAL

Born: 10/18/46, Mt. Airy, N.C.  
 Hometown: Hillsville, Va.  
 Wife: former Cheryl Oakley  
 Children: Shane, Casey

### EDUCATION

High School: Hillsville (1965)  
 College: Virginia Tech (1969)  
 Postgraduate: Radford University (1972)

### PLAYING EXPERIENCE

Virginia Tech (1966-68)

### COACHING EXPERIENCE

1972 Graduate Assistant, Maryland  
 1973-76 Assistant Coach, The Citadel  
 1977-78 Defensive Coordinator, The Citadel  
 1979-80 Defensive Coordinator, Murray State

1981-86 Head Coach, Murray State  
 1981 (8-3)  
 1982 (4-7)  
 1983 (7-4)  
 1984 (9-2)  
 1985 (7-3-1)  
 1986 (7-4-1) Ohio Valley co-champion  
 Record at Murray State: 42-23-2 (six years)

1987- Head Coach, Virginia Tech  
 1987 (2-9)  
 1988 (3-8)  
 1989 (6-4-1)  
 1990 (6-5)  
 1991 (5-6)  
 1992 (2-8-1)  
 1993 (9-3) Independence Bowl champion  
 1994 (8-4) Gator Bowl  
 1995 (10-2) BIG EAST champion, Sugar Bowl champion  
 1996 (10-2) BIG EAST co-champion, Orange Bowl  
 1997 (7-5) Gator Bowl  
 1998 (9-3) Music City Bowl champion  
 1999 (11-1) BIG EAST champion, Sugar Bowl  
 2000 (11-1) Gator Bowl champion  
 2001 (8-4) Gator Bowl  
 2002 (10-4) San Francisco Bowl champion  
 2003 (8-6) Insight Bowl  
 2004 (10-3) ACC champion, Sugar Bowl  
 2005 (11-2) ACC Coastal champion, Gator Bowl champion  
 2006 (10-3) Chick-fil-A Bowl  
 2007 (11-2) ACC champion, Orange Bowl  
 Record at Virginia Tech: 167-84-2 (21 years)  
 Overall head coaching record: 209-107-4 (27 years)

### BOWL/PLAYOFF EXPERIENCE

#### Player

1966 Liberty (Virginia Tech vs. Miami)  
 1968 Liberty (Virginia Tech vs. Mississippi)

#### Coach

1979 Division I-AA Playoffs (Murray State, semifinals)  
 1993 Independence (Virginia Tech vs. Indiana)  
 1994 Gator (Virginia Tech vs. Tennessee)  
 1995 Sugar (Virginia Tech vs. Texas)  
 1996 Orange (Virginia Tech vs. Nebraska)  
 1997 Gator (Virginia Tech vs. North Carolina)  
 1998 Music City (Virginia Tech vs. Alabama)  
 1999 Sugar (Virginia Tech vs. Florida State)  
 2000 Gator (Virginia Tech vs. Clemson)  
 2001 Gator (Virginia Tech vs. Florida State)  
 2002 San Francisco (Virginia Tech vs. Air Force)  
 2003 Insight (Virginia Tech vs. California)  
 2004 Sugar (Virginia Tech vs. Auburn)  
 2005 Gator (Virginia Tech vs. Louisville)  
 2006 Chick-fil-A (Virginia Tech vs. Georgia)  
 2007 Orange (Virginia Tech vs. Kansas)

# HOKIE ACCOMPLISHMENTS

*Under the direction of Coach Frank Beamer and his staff, the Hokies have ...*

- played for the national championship for the first time in school history.
- become one of only four Division I schools to go to bowl games each of the last 15 seasons.
- earned five conference titles and five BCS bids in a 12-year span.
- become one of only two teams (USC) to produce 10 or more wins each of the past four regular seasons.
- compiled a school-record streak in the Associated Press Top 25 Poll at 84 consecutive weeks.
- posted 11 wins in a season for the first time.
- registered the program's first back-to-back 11-win seasons.
- produced the school's first 11-0 regular-season record in football.
- averaged more than nine wins a season over the last 15 years.
- won two ACC titles.
- won an Atlantic Coast Conference Championship in their first season of competition.
- played in two ACC Championship games.
- produced the ACC Coach of the Year and Player of the Year during their inaugural ACC season.
- become the first team in BIG EAST history to win all the league's major awards in the same season.
- earned the highest national rankings in school football history, including five Top 10 finishes and back-to-back Top 6 finishes.
- finished in a final Top 25 poll 11 times in the last 13 seasons.
- won more games (167) than under any other coaching staff in school history.
- been to four times as many bowl games (15) than under any other staff.
- won more bowl games (6) than under any other coaching staff.
- posted 15 straight seasons of seven or more wins for the first time in school history.
- had 126 of their last 150 games televised (84%).
- compiled an 100-33 record in televised games since the start of the 1995 season.
- blocked more kicks in the 1990s than any other Division I-A team.
- become one of only eight Division I-A schools ever to lead the nation in both scoring offense and defense in the same season.
- had at least one player from every defensive position score a touchdown.
- produced a No. 1 pick in the National Football League draft.
- had more than 135 players sign with NFL teams.
- had two players who entered the program as walk-ons drafted in the top four rounds of the NFL draft.
- produced 12 Associated Press All-Americans over the last nine seasons.
- had players win 10 major conference individual awards in the last 10 years.



## National Coach of the Year

*Coach Frank Beamer was tabbed the consensus national football coach of the year for 1999 after leading the Hokies to an 11-0 regular season and a berth in the national championship game.*

Frank Beamer, the first Tech alumnus to guide the Hokies' football program since the 1940s, has won more games at Tech than any other football coach. Prior to Beamer, no other grid coach in Virginia Tech history had served more than 10 seasons as head coach. Only two of the 119 Division I-A head coaches have been at their current school consecutively longer than Beamer's 21 years. Those coaches are Joe Paterno (42 years at Penn State) and Bobby Bowden (32 years at Florida State).

With this season's visit to the FedEx Orange Bowl, head coach Frank Beamer has led the Hokies to 15 straight bowl games. The 15 bowl appearances mark the third-highest by any active coach. Penn State's Joe Paterno leads the way with 34, followed by Florida State's Bobby Bowden with 29. Beamer is tied with Tennessee's Phillip Fulmer.



# BeamerBall

## *Blocking Kicks and Scoring in All Phases of the Game Have Become Traditions Under Coach Frank Beamer*

- During the Frank Beamer era at Tech, putting points on the scoreboard has always been a team effort — the offense, the defense and the special teams. It's called BeamerBall, and what sets it apart are the contributions of the defense and special teams.

- Eight of Tech's last nine teams are ranked among the school's top 10 highest scoring teams. During that time, a player at every position on the defensive unit has produced at least one touchdown, and 28 different players have scored touchdowns while playing on Tech's special teams. Altogether, the defense and special teams have combined for 114 TDs since Beamer arrived in 1987, including 97 in Tech's last 176 games.

- Under Beamer, Tech's defense has scored 74 TDs, with 48 coming on pass interceptions, 24 on fumble returns and two on fumble recoveries. The special teams have added 40 TDs, including 15 on blocked punts, 15 on punt returns, five on kickoff returns, four on blocked field goals and one on a fumble recovery.

- Fittingly, the trend started in Beamer's first game as Tech's head coach when true freshman Jon Jeffries returned a kickoff 92 yards for a touchdown against Clemson. It was the Hokies' first TD under Beamer, and it was the first of many scored by the special teams.

- Under Beamer, 70 different players on defense and special teams have scored TDs. Twenty of those players — Don Stokes, Jock Jones, Roger Brown, Lawrence Lewis, Antonio Banks, Jim Baron, Keion Carpenter, Pierson Prioleau, Anthony Midget, Cory Bird, Kevin McCadam, Willie Pile, Jimmy Williams, Roland Minor, Vince Hall, D.J. Parker, Brandon Flowers, Chris Ellis, Vincent Fuller and Eric Green — scored twice. Xavier Adibi, Victor Harris, Eddie Royal, Jason Lallis, Ike Charlton and Ricky Hall each had three scores, André Davis had four and DeAngelo Hall had seven.

- Since the start of the 1993 season, Tech is 65-8 in games it scores at least one TD on defense or special teams.

### *Touchdowns by Defense and Special Teams*

**1987:** Jon Jeffries, 92-yd. kickoff return vs. Clemson; Don Stokes, recovered blocked punt in end zone vs. Syracuse; Randy Cockrell (ilb), 90-yd. interception return vs. Navy.

**1988:** Don Stokes, recovered blocked punt in end zone vs. Southern Miss; Jock Jones, recovered blocked punt in end zone vs. West Virginia; Roger Brown (cb), 55-yd. interception return vs. South Carolina; Leslie Bailey (ilb), 19-yd. interception return vs. South Carolina.

**1989:** Marcus Mickel, 90-yd. kickoff return vs. Clemson; Jock Jones (olb), 55-yd. interception return vs. Tulane; Roger Brown (cb), 55-yd. interception return vs. North Carolina State.

**1990:** The '90 season marked the first and only season to date during Beamer's tenure that Tech failed to score at least one TD on either defense or special teams.

**1991:** P.J. Preston (olb), recovered fumble in end zone vs. Oklahoma; Ken Landrum, 18-yd. blocked punt return vs. Cincinnati; Kirk Alexander (fs), 95-yd. interception return vs. Cincinnati.

**1992:** Tyronne Drakeford (cb), 40-yd. interception return vs. East Carolina; Tony Kennedy, 91-yd. kickoff return vs. Louisville; Ken Brown (olb), 18-yd. interception return vs. Rutgers.

**1993:** William Ferrell, 7-yd. blocked punt return vs. Rutgers; DeWayne Knight (olb), 23-yd. fumble return vs. Syracuse; Jeff Holland (dt), 8-yd. fumble return vs. Virginia; Lawrence Lewis (de), 20-yd. fumble return vs. Indiana; Antonio Banks, 80-yd. blocked field goal return vs. Indiana.

**1994:** Torrian Gray (rov), 66-yd. interception return vs. Boston College; Stacy Henley, 25-yd. blocked punt return vs. Temple; Lawrence Lewis (de), 60-yd. fumble return vs. East Carolina; Antonio Freeman, 80-yd. punt return vs. Pittsburgh.

**1995:** Jermaine Holmes, recovered blocked punt in end zone vs. Akron; Hank Coleman (de), 51-yd. fumble return vs. Rutgers; Myron Newsome (ilb), 71-yd. interception return vs. Rutgers; Larry Green (cb), 37-yd. interception return vs. West Virginia; Jim Baron (dt), 46-yd. fumble return vs. Temple; J.C. Price (dt), 19-yd. interception return vs. Temple; Antonio Banks (cb), 65-yd. interception return vs. Virginia; Bryan Still, 60-yd. punt return vs. Texas; Jim Baron (dt), 20-yd. fumble return vs. Texas.

**1996:** Cornelius White, 60-yd. blocked punt return vs. Syracuse; Keion Carpenter (fs), 100-yd. interception return vs. Miami.

**1997:** Carl Bradley (dt), recovered fumble in end zone vs. Rutgers; Pierson Prioleau (rov), 43-yd. fumble return vs. Rutgers; Lorenzo Ferguson (fs), 84-yd. interception return vs. Arkansas St.; Anthony Midget (cb), 22-yd. fumble return vs. Pittsburgh.

**1998:** Keion Carpenter (fs), 16-yd. interception return vs. Pittsburgh; Pierson Prioleau (rov), 85-yd. interception return vs. Boston College; Marcus Gildersleeve, recovered blocked punt in end zone vs. UAB; Ricky Hall, 17-yd. blocked punt return vs. West Virginia; Ricky Hall, recovered blocked punt in end zone vs. Syracuse; Loren Johnson (cb), 78-yd. fumble return vs. Syracuse; Ike Charlton (cb), 26-yd. interception return vs. Rutgers; Jamel Smith (lb), 98-yd. interception return vs. Rutgers; Anthony Midget (cb), 27-yd. interception return vs. Alabama.

**1999:** Ike Charlton (cb), 34-yd. interception return vs. Clemson; Corey Moore (de), 32-yard fumble return vs. Clemson; Cory Bird (rov), 26-yd. fumble return vs. Syracuse; Phillip Summers (rov), 43-yd. interception return vs. Syracuse; Tee Butler, recovered fumble by punter in end zone vs. Syracuse; Ricky Hall, 64-yd. punt return vs. Miami; Ike Charlton (cb), 51-yd. fumble return vs. Miami; Larry Austin (cb), 31-yd. interception return vs. Temple.

**2000:** Willie Pile (fs), 11-yd. interception return vs. Akron; Cory Bird, 9-yd. blocked punt return vs. East Carolina; André Davis, 87-yd. punt return vs. East Carolina; André Davis, 71-yd. punt return vs. Boston College; André Davis, 76-yd. punt return vs. WVU; Nathaniel Adibi (de), 36-yd. fumble return vs. UCF.

**2001:** Channing Reed (dt), 8-yd. fumble return vs. Rutgers; Kevin McCadam (rov), 69-yd. interception return vs. UCF; André Davis, 55-yd. punt return vs. UCF; Jim Davis (de), 27 yd. interception return vs. WVU; Kevin McCadam (rov), 9-yd. fumble return vs. BC; Ronyell Whitaker, 71-yd. blocked field goal return vs. Pittsburgh; Brandon Manning, 22-yd. blocked punt return vs. Miami.

**2002:** DeAngelo Hall, 69-yd. punt return vs. Arkansas State; DeAngelo Hall (cb), 49-yd. interception return vs. Arkansas State; Jason Lallis (dt), 59-yd. fumble return vs. Arkansas State; Alex Markogiannakis (ilb), 25-yd. fumble return vs. Western Michigan; DeAngelo Hall, 51-yd. punt return vs. Rutgers; Darryl Tapp, 11-yd. blocked punt return vs. Virginia; Willie Pile (fs), 96-yd. interception return vs. Miami.

**2003:** Jason Lallis (dt), 45-yd. interception return vs. UCF; Eric Green (cb), 84-yd. interception return vs. UConn; Mike Imoh, 91-yd. kickoff return vs. UConn; Chris Clifton, 16-yd. blocked punt return vs. UConn; Jimmy Williams (fs), 55-yd. interception return vs. Rutgers; DeAngelo Hall, 58-yd. punt return vs. Syracuse; DeAngelo Hall, 60-yd. punt return vs. Syracuse; Vincent Fuller (cb), 50-yd. fumble return vs. WVU; DeAngelo Hall (cb), 28-yd. fumble return vs. Miami; Eric Green (cb), 51-yd. interception return vs. Miami; DeAngelo Hall, 52-yd. punt return vs. Cal.

**2004:** Jason Lallis (de), 28-yd. fumble return vs. WMU; Brandon Flowers (cb), 38-yd. interception return vs. WMU; Vincent Fuller, 74-yd. blocked field goal return vs. WVU; Bl. Warren (ilb), 46-yd. interception return vs. FAMU; Roland Minor (cb), 64-yd. interception return vs. Georgia Tech; Jimmy Williams (cb), 34-yd. interception return vs. Maryland.

**2005:** Roland Minor (cb), 23-yd. interception return vs. DU; D.J. Parker, 78-yd. blocked field goal return vs. GT; Xavier Adibi (ilb) 25-yd. interception return vs. GT; Chris Ellis (de), 29-yd. interception return vs. GT; Vince Hall (ilb) 15-yd. fumble return vs. MU; Vince Hall (ilb) 13-yd. interception return vs. BC; James Anderson (olb) 39-yd. interception return vs. UL.

**2006:** Brenden Hill (olb), 69-yd. interception return vs. UNC; Eddie Royal, 58-yd. punt return vs. Duke; Victor "Macho" Harris (cb), 72-yd. interception return vs. UC; Noland Burchette (de), 15-yd. fumble return vs. KSU; Xavier Adibi (ilb), 35-yd. fumble return vs. WFU.

**2007:** Victor "Macho" Harris (cb), 17-yd. interception return vs. ECU; Bradon Flowers (cb), 49-yd. interception return vs. W&M; Eddie Royal, 60-yd. punt return vs. W&M; D.J. Parker (fs), 32-yd. interception return vs. CU; Eddie Royal, 82-yd. punt return vs. UC; Victor "Macho" Harris, 100-yd. kickoff return vs. CU; Chris Ellis (de), 5-yd. interception return vs. FSU; Xavier Adibi (ilb), 40-yd. interception return vs. Boston College.



- Tech's tradition for blocking kicks is another part of BeamerBall. It was carried to new heights in 1998 with 10 blocks during the regular season and two more in the Hokies' Music City Bowl game against Alabama.

- Tech now has 117 blocks in Frank Beamer's 253 games as the head coach. The Hokies have blocked 59 punts (15 for TDs), 36 field goals and 22 extra points.

- The most prolific kick blockers under Beamer have been defensive lineman Bernard Basham and safety Keion Carpenter, who each posted six blocks during their Tech careers.

Basham blocked three field goals and three PATs, while Carpenter blocked six punts.

- Tech blocked more kicks in the 1990s than any other Division I-A team. The Hokies blocked 63 kicks during the decade — 31 punts, 18 PATs and 14 FGs. Tech has 42 blocks in this decade.

- During its time in the BIG EAST ('91-03), Tech posted at least three blocked kicks against every team in the league. During that span, Tech blocked 10 kicks against Pittsburgh, nine against Miami, seven versus West Virginia, six versus Rutgers, four against

Boston College and Syracuse, and three versus Temple.

- The teams Tech has victimized the most during Beamer's 20 seasons have been Pittsburgh, West Virginia and Miami. During that span, the Hokies have blocked 10 kicks versus the Panthers and Mountaineers, and nine against the Hurricanes.

- During the Beamer era, Tech has blocked two kicks in a game 21 times, winning 16 of those games. Tech blocked two kicks against four different teams in 1998.

## Virginia Tech's Blocked Kicks Under Coach Frank Beamer

**Totals: 117 in 253 games (59 punts, 36 FGs, 22 PATs)**

### 1987 (1 punt, 1 PAT, 1 FG)

Syracuse – punt\* (Jimmy Whitten) hL  
East Carolina – PAT (na) hL  
Cincinnati – FG (Roger Brown) hW

### 1988 (4 punts, 3 FGs)

Clemson – punt (Jock Jones) aL  
Southern Miss – punt\* (Archie Hopkins) aL  
West Virginia – punt\* (Archie Hopkins) hL  
Cincinnati – punt+ (Jock Jones) aW  
Louisville – FG (Jimmy Whitten) aL  
Florida State – FG (Roger Brown);  
FG+ (Roger Brown) aL

### 1989 (1 punt, 1 FG)

Tulane – punt+ (Archie Hopkins) hW  
NC State – FG (Jock Jones) aW

### 1990 (2 punts, 3 PATs, 1 FG)

East Carolina – PAT (John Rivers) aW  
South Carolina – PAT (John Rivers) hL  
Florida State – punt+ (Scott Jones) aL  
West Virginia – FG+ (Bernard Basham) hW  
Temple – punt (Archie Hopkins) aL  
NC State – PAT (Bernard Basham) hW

### 1991 (3 punts, 3 FGs)

James Madison – FG (Bernard Basham) hW  
Oklahoma – FG (Bernard Basham) aL  
Cincinnati – punt+ (P.J. Preston);  
punt\* (Kirk Alexander) hW  
Louisville – FG (John Rivers) hW  
East Carolina – punt (Marcus McClung) hL

### 1992 (5 PATs, 1 FGs)

James Madison – PAT (John Rivers);  
FG+ (Kirk Alexander) hW  
East Carolina – PAT (Bernard Basham) aL  
West Virginia – PAT (David Wimmer) hL  
Miami – PAT (Bernard Basham) hL  
Virginia – PAT (David Wimmer) hL

### 1993 (4 punts, 2 FGs)

Miami – punt@ (Willie Wilkins) aL  
Maryland – FG (George DelRicco) hW  
Rutgers – punt\* (Marcus McClung) hW  
Syracuse – punt+ (William Ferrell) hW  
Virginia – punt# (Brandon Semones) aW  
Indiana – FG\* (Jeff Holland) nW  
Independence Bowl

### 1994 (2 punts, 2 FGs)

Arkansas St. – FG (Cornell Brown) hW  
Temple – punt\* (William Ferrell) hW  
Miami – punt# (Michael Williams) aL  
Rutgers – FG (Michael Williams) hW

### 1995 (4 punts, 3 PATs, 1 FG)

BC – PAT (Waverly Jackson) hL  
Cincinnati – FG (Jim Baron);  
PAT (Lawrence Lewis) hL  
Miami – punt# (Angelo Harrison) hW  
Pittsburgh – punt+ (Angelo Harrison);  
punt# (Angelo Harrison) aW  
Akron – punt\* (Okesa Smith);  
PAT (Lawrence Lewis) hW

### 1996 (5 punts, 1 PAT)

Akron – PAT (John Engelberger) aW  
BC – punt+ (Keion Carpenter) aW  
Syracuse – punt\* (Cornelius White) aL  
Temple – punt (Keion Carpenter) hW  
SW Louisiana – punt (Michael Stuewe);  
punt+ (Keion Carpenter) hW

### 1997 (2 punts, 3 PATs, 2 FGs)

Arkansas St. – FG+ (Carl Bradley) hW  
WVU – punt# (Phillip Summers) aL  
Miami – PAT (Carl Bradley) hW  
Pittsburgh – PAT (Corey Moore);  
PAT (John Engelberger) aL  
Virginia – punt (Keion Carpenter);  
FG (John Engelberger) aL

### 1998 (8 punts, 2 PATs, 2 FGs)

East Carolina – FG+ (Corey Moore) hW  
Miami – PAT (John Engelberger) aW  
Pittsburgh – FG (Corey Moore);  
punt# (Larry Austin) hW  
Boston College – punt (Keion Carpenter);  
punt+ (André Davis) aW  
UAB – punt\* (Larry Austin) aW  
WVU – punt\* (Marcus Gilderleeve);  
PAT (John Engelberger) hW  
Syracuse – punt\* (Anthony Midget) aL  
Alabama – punt (Keion Carpenter);  
punt+ (Corey Moore) nW  
Music City Bowl

### 1999 (1 punt, 1 PAT)

Rutgers – PAT^ (Carl Bradley) aW  
Pittsburgh – punt+ (André Davis) aW

### 2000 (4 punts, 2 FGs, 2 PATs)

Akron – FG+ (Cory Bird) hW  
East Carolina – punt\* (Wayne Ward);  
FG (Larry Austin) aW  
Rutgers – punt+ (Eric Green) hW  
Temple – punt+ (Wayne Ward) hW  
West Virginia – punt (Lee Suggs)  
PAT (Lamar Cobb) hW  
Pittsburgh – PAT (David Pugh) hW

### 2001 (5 punts, 2 FGs)

W. Michigan – punt+ (Wayne Ward) hW  
Rutgers – punt@ (Eric Green) aW  
UCF – punt@ (Brandon Manning) hW  
Pittsburgh – FG\* (Lamar Cobb) aL  
Virginia – punt (Wayne Ward) aW  
Miami – FG# (David Pugh);  
punt\* (Eric Green) hL

### 2002 (5 punts, 2 FGs)

LSU – punt+ (Justin Hamilton);  
punt@ (Jason Lallis) hW  
Marshall – FG+ (Team) hW  
Western Michigan – FG (Jeff King) aW  
Pittsburgh – punt+ (Nathaniel Adibi) hL  
West Virginia – punt# (Ernest Wilford) hL  
Virginia – punt\* (Justin Hamilton) hW

### 2003 (1 punt, 3 FGs)

UConn – punt\* (Nathaniel Adibi) hW  
Rutgers – FG (Jeff King) aW  
Syracuse – FG (Vincent Fuller) hW  
Miami – FG (Eric Green) hW

### 2004 (1 punt, 3 FG)

W. Michigan – FG+ (Jim Davis);  
punt+ (Darryl Tapp) hW  
West Virginia – FG\* (Jim Davis) hW  
Virginia – FG (Jim Davis) hW

### 2005 (2 FG, 1 punt)

Georgia Tech – FG\* (Jeff King) hW  
North Carolina – FG+ (Darryl Tapp);  
punt+ (Macho Harris) hW

### 2006 (3 punts, 2 FG)

Northeastern – punt+ (Cary Wade);  
FG (Kory Robertson) hW  
North Carolina – punt+ (Josh Morgan) aW  
Cincinnati – punt@ (Josh Morgan) hW  
Miami – FG (Duane Brown) aW

### 2007 (2 punts, 1 FG, 1 PAT)

Duke – punt+ (Stephan Virgil)  
Virginia – punt# (Davon Morgan)  
Boston College – FG (Duane Brown)  
PAT^ (Duane Brown) nW

\* – recovered or returned for touchdown

+ – led to a touchdown

@ – led to safety

# – led to a field goal

^ – led to a two-point defensive extra point

# Billy Hite

## Associate Head Coach and Running Backs Coach



Billy Hite, who has helped develop 24 running backs who have gone on to sign with NFL teams, is concluding his 30th season on the Tech coaching staff and his seventh year as the Hokies' associate head coach.

While at Tech, Hite has helped produce nine of Virginia Tech's top 11 career rushing leaders. He has been on the sidelines for more Virginia Tech football games than any other coach.

This season, four tailbacks have seen action, combining for 1,238 yards and 13 rushing scores.

Hite came to Blacksburg as a member of Bill Dooley's football staff in 1978. He served as a recruiter and head jayvee coach his first two years, then took over as the offensive backfield coach in

charge of tailbacks and fullbacks in 1980. He has been coaching Tech's running backs ever since.

Hite remained at Tech when Frank Beamer took over in 1987 and was elevated to the position of assistant head coach by Beamer the following year. He was promoted to the new position of associate head coach in December 2000.

In 1989, Hite filled in as the acting head coach when Beamer was sidelined following coronary angioplasty surgery and had to miss a home game versus Tulane. Hite didn't let the Tech faithful down as he led the Hokies to an emotional 30-13 victory.

Hite's first tailback in 1980, Cyrus Lawrence, went on to establish Tech season and career marks for rushing yards. During the mid-1980s, Hite was credited with the development of Tech's famed "Stallions" backfield that featured Maurice Williams and Eddie Hunter.

In 2000, tailback Lee Suggs shattered school and BIG EAST Conference scoring records on the way to leading the nation in touchdowns and scoring. Suggs, who also led the conference in rushing, was selected the Co-BIG EAST Offensive Player of the Year.

During the 2001 season, with Suggs sidelined by an injury, true freshman tailback Kevin Jones came on to lead the team in rushing and set a Tech record

for rushing yards by a freshman. Jones was named the BIG EAST Rookie of the Year.

In 2002, Suggs and Jones combined to become the most productive Tech twosome ever in terms of single-season rushing yardage, combining for over 2,000 yards. During the 2003 season, Jones broke Lawrence's single-season rushing mark and set new Tech records for rushing in a game and 100-yard games in a season. He earned consensus All-America honors before opting to leave early for the NFL Draft. He was a first-round pick of the Detroit Lions. Jones' single-game rushing mark was broken in 2004 when another one of Hite's pupils, Mike Imoh, ran for 243 yards at North Carolina.

A native of Hyattsville, Md., Hite was a former star tailback at the University of North Carolina. He received a bachelor's degree in education in 1974. Hite began his coaching career as a graduate assistant at UNC in '74. He was a part-time assistant for the Tar Heels from 1975-77. Hite received one of his highest honors when he was inducted into the DeMatha High School Hall of Fame in 1992.

Hite is married to the former Anne Heen of Memphis, Tenn. They have two daughters, Kirsten Marie, 22, and Bryn Elizabeth Louise, 18, and a son, Griffin William, 14.

## PROFILE Coach Billy Hite

### PERSONAL

Born: 4/28/51, Washington, D.C.  
Hometown: Hyattsville, Md.  
Wife: former Anne Heen  
Children: Kirsten Marie, Bryn Elizabeth Louise, Griffin William

### EDUCATION

High School: DeMatha High School (1969)  
College: University of North Carolina (1974)

### PLAYING EXPERIENCE

North Carolina (1970-73)

### COACHING EXPERIENCE

1974-77 North Carolina (running backs)  
1978-87 Virginia Tech (running backs)  
1988-00 Virginia Tech (assistant head coach and running backs)  
2001- Virginia Tech (associate head coach and running backs)

### BOWL EXPERIENCE

#### Player

1971 Sun (North Carolina vs. Texas Tech)  
1972 Gator (North Carolina vs. Georgia)

#### Coach

1974 Sun (North Carolina vs. Mississippi State)  
1976 Peach (North Carolina vs. Kentucky)  
1977 Liberty (North Carolina vs. Nebraska)  
1980 Peach (Virginia Tech vs. Miami)  
1984 Independence (Virginia Tech vs. Air Force)  
1986 New Peach (Virginia Tech vs. N.C. State)  
1993 Independence (Virginia Tech vs. Indiana)  
1994 Gator (Virginia Tech vs. Tennessee)  
1995 Sugar (Virginia Tech vs. Texas)  
1996 Orange (Virginia Tech vs. Nebraska)  
1997 Gator (Virginia Tech vs. North Carolina)  
1998 Music City (Virginia Tech vs. Alabama)  
1999 Sugar (Virginia Tech vs. Florida State)  
2000 Gator (Virginia Tech vs. Clemson)  
2001 Gator (Virginia Tech vs. Florida State)  
2002 San Francisco (Virginia Tech vs. Air Force)  
2003 Insight (Virginia Tech vs. California)  
2004 Sugar (Virginia Tech vs. Auburn)  
2005 Gator (Virginia Tech vs. Louisville)  
2006 Chick-fil-A (Virginia Tech vs. Georgia)  
2007 Orange (Virginia Tech vs. Kansas)



Coach Billy Hite and his wife, Anne, with Griffin, Bryn and Kirsten.




# TECH'S RUNNING GAME

## Under the direction of Coach Billy Hite, in 2007 ...

- The tailback position players have rushed for 1,238 yards and 13 touchdowns.
- the Hokies have outrushed their opponent in 11 of 13 games.
- Branden Ore moved into seventh place all-time at Virginia Tech in career rushing yards.
- The tailbacks and fullbacks combined for 40 receptions.

## During Billy Hite's tenure at Virginia Tech ...

- the Hokies have rushed for over 66,000 yards — an average of nearly 200 yards per game (194) over a 343-game period.
- he has had a back rush for 100 yards or more in a game 151 times.
- he has coached five of the six Tech running backs who have rushed for 200 or more yards in a game.
- the Hokies have had an average of 141 yards rushing per game from the tailback position.
- he has coached nine of Virginia Tech's top 11 career rushing leaders.
- he has worked with eight of the 10 Tech players who have turned in 1,000-yard rushing seasons.
- he has coached seven different running backs who rushed for over 100 yards in a bowl game.
- a total of 25 running backs have gone on to sign with NFL teams.
- the Hokies have been ranked among the top 20 rushing teams in Division I-A seven of the past 15 seasons.



"I tell all my players to be the best back on the field — to be complete football players. I want them to take the attitude that one man cannot bring them down. I want them to be physical and nasty when blocking; to run good pass routes and catch the football; and to be good actors and carry out their fakes. Once a back touches the ball, they make the decision where to run.

I will never second guess a running back with the ball in his arms.

If each back protects the football, makes the big play and plays with intensity, we will win."

— Billy Hite



Kevin Jones

### Season Rushing Leaders

Player	Yards
<b>Kevin Jones</b>	<b>1,647</b>
<b>Cyrus Lawrence</b>	<b>1,403</b>
<b>Lee Suggs</b>	<b>1,255</b>
<b>Cyrus Lawrence</b>	<b>1,221</b>
<b>Lee Suggs</b>	<b>1,207</b>
<b>Branden Ore</b>	<b>1,137</b>
<b>Dwayne Thomas</b>	<b>1,130</b>
<b>Shyrone Stith</b>	<b>1,119</b>
Roscoe Coles	1,119
Roscoe Coles	1,045

### Career Rushing Leaders

Player	Yards
<b>Cyrus Lawrence</b>	<b>3,767</b>
<b>Kevin Jones</b>	<b>3,475</b>
Roscoe Coles	3,459
<b>Maurice Williams</b>	<b>2,981</b>
<b>Lee Suggs</b>	<b>2,697</b>
<b>Dwayne Thomas</b>	<b>2,696</b>
<b>Branden Ore</b>	<b>2,660</b>
<b>Ken Oxendine</b>	<b>2,645</b>
<b>Eddie Hunter</b>	<b>2,523</b>
Phil Rogers	2,461
<b>Vaughn Hebron</b>	<b>2,327</b>

(*Bold signifies player coached by Hite*)

2008 ORANGE BOWL GUIDE

# Bud Foster

## Defensive Coordinator and Inside Linebackers Coach



2006 Broyles Award winner Bud Foster, who is in his 21st season at Virginia Tech, has helped mold nationally ranked defenses on a yearly basis during his 13 years as a coordinator.

Foster, who was a finalist three previous times (1999, 2001, 2005) for the award given to the nation's top assistant football coach, has

gained a well-deserved reputation as one of the nation's most respected defensive coaches while serving on Frank Beamer's football staff at Tech.

This year's group is once again among the nation's elite, featuring a pair of first-team All-Americans in Brandon Flowers and Xavier Adibi, along with six all-conference selections.

Last year's unit led the nation in total defense for the second straight year, a feat not accomplished since Oklahoma did it in 1986-87. The unit also led the nation in passing defense and scoring defense.

The 2005 squad also led the

nation in total defense and ranked among the top three teams in three other categories. It produced two first-team All-Americans along with four all-conference players.

Tech's 2004 defense ranked in the top five nationally in total defense, pass defense, scoring defense, interceptions and turnovers gained.

Under Foster's guidance, the Hokies' 2001 defense proved to be one of the nation's best, ranking among the top eight teams in Division I-A in six different categories and leading the way in shutouts with four. In 2000, Foster took a defense that returned just three starters and turned it into a unit that led the BIG EAST in rushing defense, placed 16th nationally against the run and tied for third nationally in interceptions.

After helping Tech to the national championship game in 1999, Foster was recognized as the 2000 Division I-A Defensive Coordinator of the Year by *American Football Coach* magazine. Tech's 1999 defensive unit led Division

I-A in scoring defense and ranked third in two other categories.

Following the 1998 season, Foster was pursued by the University of Florida for its defensive coordinator position, but he opted to continue his long-standing football association with Beamer. That association dates back to 1979 when Foster was a strong safety and defensive end at Murray State and Beamer was the defensive coordinator. Foster began his coaching career as a graduate assistant at MSU in 1981, Beamer's first season as the head coach.

Since coming to Tech in 1987, Foster has worn several coaching hats. He coached the inside linebackers for one year in 1987, then tutored the outside linebackers for the next five seasons. Foster assumed responsibility for both sets of linebackers prior to the 1993 season and also took over special teams coaching that year. The following year, he coached the inside linebackers and special

teams. Foster assumed the position of co-defensive coordinator in 1995 and took over as the sole defensive coordinator in '96. The inside linebackers continue to be his primary responsibility.

A 1981 graduate of Murray State, Foster was an outstanding strong safety and outside linebacker from 1977 to 1980. After two years as a graduate assistant at his alma mater, Foster was elevated to a full-time staff position. The Nokomis, Ill., native coached outside linebackers for three seasons before taking over the inside and outside linebackers in 1986. He also served as the Racers' recruiting coordinator and worked with special teams.

Foster and his wife Jacqueline have three children: Ammie, 28; Grant, 21; and Hillary, 19. In his spare time, Foster enjoys spending time with his family.

## PROFILE

### Coach Bud Foster

#### PERSONAL

Born: 7/28/59, Somerset, Ky.  
Hometown: Nokomis, Ill.  
Wife: former Jacqueline Travis  
Children: Ammie, Grant, Hillary

#### EDUCATION

High School: Nokomis (Ill.) High School (1977)  
College: Murray State University (1981)

#### PLAYING EXPERIENCE

Murray State (1977-80)

#### COACHING EXPERIENCE

1981-82 Murray State (graduate assistant)  
1983-85 Murray State (outside linebackers)  
1986 Murray State (linebackers/special teams)  
1987 Virginia Tech (inside linebackers)  
1988-92 Virginia Tech (outside linebackers)  
1993 Virginia Tech (linebackers/special teams)  
1994 Virginia Tech (inside backers/special teams)  
1995- Virginia Tech (defensive coordinator/  
inside linebackers/special teams)

#### BOWL/PLAYOFF EXPERIENCE

##### Player

1979 Division I-AA Playoffs (Murray State, semifinals)

##### Coach

1986 Division I-AA Playoffs (Murray State, quarterfinals)  
1993 Independence (Virginia Tech vs. Indiana)  
1994 Gator (Virginia Tech vs. Tennessee)  
1995 Sugar (Virginia Tech vs. Texas)  
1996 Orange (Virginia Tech vs. Nebraska)  
1997 Gator (Virginia Tech vs. North Carolina)  
1998 Music City (Virginia Tech vs. Alabama)  
1999 Sugar (Virginia Tech vs. Florida State)  
2000 Gator (Virginia Tech vs. Clemson)  
2001 Gator (Virginia Tech vs. Florida State)  
2002 San Francisco (Virginia Tech vs. Air Force)  
2003 Insight (Virginia Tech vs. California)  
2004 Sugar (Virginia Tech vs. Auburn)  
2005 Gator (Virginia Tech vs. Louisville)  
2006 Chick-fil-A (Virginia Tech vs. Georgia)  
2007 Orange (Virginia Tech vs. Kansas)



Coach Bud Foster and his wife, Jacquie, with Hillary, Grant and Ammie.




# HOKIE DEFENSE

*Under the direction of '06 Broyles Award winner Bud Foster, in 2007 the Hokies' defense ...*

- is in the top 10 nationally in seven major categories.
- is second in scoring defense (15.46).
- is fourth in pass efficiency defense and fifth in both rushing defense and total defense.
- Led the ACC in in total defense, fewest first downs allowed, third-down conversion defense and red zone defense.
- scored five touchdowns via interception returns.
- produced six All-ACC selections, including three first-teamers.
- featured two AFCA first-team All-Americans in defensive back Brandon Flowers linebacker Xavier Adibi.

*Coach Bud Foster with the Broyles trophy, presented to him as the best assistant coach in college football.*



*During Bud Foster's one year as co-defensive coordinator and 12 seasons as defensive coordinator, Tech has ...*

- had at least one defensive player earn All-America honors every year. Four players gained A-A recognition in 1999 and three in 2001.
- been nationally ranked in the top five of a major defensive category 27 times.
- produced its first Lombardi Award winner and its first Nagurski Trophy winner in Corey Moore.
- had 42 different defensive players score touchdowns.
- held opponents to an average of 101.2 yards rushing and 15.1 points per game in 155 games.
- had 25 players drafted by NFL teams.
- produced two BIG EAST defensive players of the year — Corey Moore, who earned the honor in both 1998 and 1999, and Cornell Brown, who won it in 1995.



*"I believe in an attacking, aggressive style of defense. We want to put speed and athleticism on the field and use that to attack and pressure opposing offenses."*

*— Bud Foster*

## Tech's National Defensive Rankings Under Coach Bud Foster

### 1995\*

- 1st Rushing Defense (77.36 ypg)
- 5th Scoring Defense (14.09 ppg)
- 10th Total Defense (285.9 ypg)
- 23rd Pass Efficiency Defense (104.25 rating)

### 1996

- Tied-9th Scoring Defense (15.27 ppg)
- 16th Pass Efficiency Defense (99.37 rating)
- 19th Rushing Defense (112.0 ypg)
- 24th Total Defense (316.09 ypg)

### 1997

- 13th Scoring Defense (16.82 ppg)

### 1998

- 2nd Interceptions (23)
- 4th Scoring Defense (12.9 ppg)
- 7th Total Defense (284.9 ypg)
- 11th Rushing Defense (102.2 ypg)
- 11th Pass Efficiency Defense (103.4 rating)

### 1999

- 1st Scoring Defense (10.5 ppg)
- 3rd Total Defense (247.3 ypg)
- 3rd Rushing Defense (75.9 ypg)
- 7th Pass Efficiency Defense (98.1 rating)

### 2000

- Tied-3rd Interceptions (23)
- 16th Rushing Defense (99.3 ypg)

### 2001

- 2nd Total Defense (237.81 ypg)
- 2nd Rushing Defense (71.6 ypg)
- 2nd Scoring Defense (13.4 ppg)
- 3rd Pass Efficiency Defense (85.62 rating)
- Tied-7th Interceptions (19)
- 8th Pass Defense (166.27 ypg)

### 2002

- 1st Interceptions (24)
- 5th Turnovers Gained (37)
- 21st Scoring Defense (18.79 ppg)

### 2004

- 2nd Scoring Defense (12.85 ppg)
- Tied-2nd Turnovers Gained (32)
- 4th Total Defense (268.00 ypg)
- 4th Pass Defense (152.77 ypg)
- Tied-4th Interceptions (19)
- 7th Pass Efficiency Defense (100.95)
- 9th Turnover Margin (1.00)
- 21st Rushing Defense (115.23 ypg)

### 2005

- 1st Total Defense (247.62 ypg)
- 2nd Scoring Defense (12.92 ppg)
- 2nd Pass Efficiency Defense (92.68)
- 3rd Rushing Defense (154.23 ypg)
- 8th Rushing Defense (92.68 ypg)
- Tied-9th Interceptions (19)

### 2006

- 1st in Total Defense (219.46 ypg)
- 1st in Scoring Defense (11.00 ppg)
- 1st in Pass Defense (128.23 ypg)
- 2nd in Pass Efficiency Defense (91.37)
- 11th in Rushing Defense (91.23 ypg)
- Tied-15th Interceptions (17)

### 2007 (prior to bowl games)

- 2nd in Scoring Defense (15.46)
- 4th Pass Efficiency Defense (97.90)
- 5th in Rushing Defense (86.00)
- 5th in Total Defense (293.31)
- 8th in Sacks (3.31)
- Tied-5th Interceptions (21)
- Tied-9th Turnover Margin (+1.00)

*\*co-coordinator in 1995*

# Bryan Stinespring

## Offensive Coordinator and Tight Ends Coach



Bryan Stinespring, an integral member of the Virginia Tech staff as both a coach and recruiter, is in his sixth season overseeing the Hokies' offense. Stinespring was promoted to offensive coordinator in December 2001 and began those duties during the Hokies' Gator Bowl game against Florida State on New Year's Day.

The 2007 season marks Stinespring's 15th year as a full-time coach on Frank Beamer's staff at Tech. Last season, he returned to coaching the tight ends after eight seasons as the offensive line coach.

During his time as the offensive line coach, one of Stinespring's star pupils, center Jake Grove, won the 2003 Rimington Trophy and became the university's third unanimous All-American. He was the first center taken in the 2004 NFL Draft.

Last year, he had two players from his offense — receiver David Clowney and tackle Brandon Frye — taken in the NFL Draft and Duane Brown was named All-ACC, an honor he earned again this season.

In 2005, three of his linemen were named to the All-ACC team with two of them earning first-team honors.

Stinespring took over the offensive line duties in the spring of 1998 and helped mold Tech's young line into a unit that showed steady improvement during the '98 season. Two members of that line — tackle Derek Smith and guard Dwight Vick — went on to sign with NFL teams.

In 1999 and 2000, the offensive line helped clear the way as the Hokies set new BIG EAST rushing marks in back-to-back seasons. Center Keith Short, guard

Matt Lehr and tackle Dave Kadela all earned second-team All-BIG EAST honors in '99. Lehr repeated as a second-team pick in 2000, while Kadela moved to first team. In 2002, tackle Anthony Davis earned all-conference honors as the offensive front cleared the way for record-setting tailbacks Lee Suggs and Kevin Jones, who combined for over 2,100 yards.

Prior to taking over the O-line duties, Stinespring coached Tech's tight ends and assisted with the offensive line for five seasons. He was the Hokies' recruiting coordinator for eight years (1994-2001) and continues to be instrumental in helping attract top high school talent to campus. In 2001, he served as Tech's assistant head coach along with his other duties.

Stinespring initially joined the Tech staff in 1990 as a graduate assistant coach and spent two seasons in that capacity helping with the offensive line. After serving as the director of sports programs in 1992, he was elevated to a full-time coaching position prior to the 1993 season.

A native of Clifton Forge, Va., Stinespring was a walk-on player for James Madison University in the early 1980s. He is married to the former Shelley Franklin of Richmond, Va. Bryan and Shelley have a son, Daniel, 13; twin daughters, Caroline and Olivia, who are 9 years old, and another daughter, Ella Grace, 4.

### PROFILE

#### Coach Bryan Stinespring

#### PERSONAL

Born: 10/12/63, Clifton Forge, Va.  
 Hometown: Clifton Forge, Va.  
 Wife: former Shelley Franklin  
 Children: Daniel Franklin, Caroline Frances, Olivia Jane, Ella Grace

#### EDUCATION

High School: Clifton Forge (Va.) High School (1982)  
 College: James Madison University (1986)  
 Postgraduate: Virginia Tech (1992)

#### COACHING EXPERIENCE

1986-88 Lexington (Va.) High School  
 1989 Patrick Henry (Va.) High School  
 1990-91 Virginia Tech (graduate assistant)  
 1992 Virginia Tech (director of sports programs)  
 1993 Virginia Tech (tight ends/assistant offensive line)  
 1994-97 Virginia Tech (tight ends/assistant offensive line/recruiting coordinator)  
 1998-00 Virginia Tech (offensive line/recruiting coordinator)  
 2001 Virginia Tech (assistant head coach/OL/recruiting)  
 2002-05 Virginia Tech (offensive coordinator/offensive line)  
 2006- Virginia Tech (offensive coordinator/tight ends)

#### BOWL EXPERIENCE

**Coach**

1993 Independence (Virginia Tech vs. Indiana)  
 1994 Gator (Virginia Tech vs. Tennessee)  
 1995 Sugar (Virginia Tech vs. Texas)  
 1996 Orange (Virginia Tech vs. Nebraska)  
 1997 Gator (Virginia Tech vs. North Carolina)  
 1998 Music City (Virginia Tech vs. Alabama)  
 1999 Sugar (Virginia Tech vs. Florida State)  
 2000 Gator (Virginia Tech vs. Clemson)  
 2001 Gator (Virginia Tech vs. Florida State)  
 2002 San Francisco (Virginia Tech vs. Air Force)  
 2003 Insight (Virginia Tech vs. California)  
 2004 Sugar (Virginia Tech vs. Auburn)  
 2005 Gator (Virginia Tech vs. Louisville)  
 2006 Chick-fil-A (Virginia Tech vs. Georgia)  
 2007 Orange (Virginia Tech vs. Kansas)



Coach Bryan Stinespring and his wife, Shelley, with their children; Daniel, Caroline, Olivia and Ella.



# VIRGINIA TECH'S OFFENSE

*Under the direction of Coach Bryan Stinespring, in 2007 the Hokies' offense ...*

- is second in the Atlantic Coast Conference in scoring, averaging 29.31 points per contest.
- made a smooth transition to a two-quarterback system, where Sean Glennon and Tyrod Taylor have combined for 2,552 yards passing and 16 touchdowns, and 394 yards rushing and seven scores.
- saw four senior receivers with 1,000 career receiving yards on the same team for the first time in school history.
- has had seven different receivers catch passes of 32 yards or longer.


*During Bryan Stinespring's six seasons as offensive coordinator, Tech has ...*

- averaged 358 yards and 31.0 points per game.
- finished with four of its top six all-time teams in total offense and three of its top five teams in both total points and passing yardage.
- produced its first Rimington Trophy winner in Jake Grove.
- had five players earn All-BIG EAST honors, including one repeat performer, and 11 more who won All-ACC honors during the past four seasons, with four repeat picks.
- produced the ACC Player of the Year and Offensive Player of the Year for 2004 in Bryan Randall.
- had 19 players sign with NFL teams.



"We want, and expect, to attack both the defense and the field of play in a concerted, aggressive approach. We want to be able to use schemes and formations that utilize our talents while placing pressure on the opponent to adjust and defend. Our goal is to set the tempo of the game and dictate the style of play that is indicative of Virginia Tech football."

— Bryan Stinespring



# Jim Cavanaugh

## Recruiting Coordinator and Strong Safety and Outside Linebackers Coach

Jim Cavanaugh has played a major role in Virginia Tech's success since joining Frank Beamer's coaching staff in 1996. Cavanaugh is wrapping up his 12th season as the Hokies' strong safety and outside linebackers coach and

his sixth year as Tech's recruiting coordinator.

No one has been more instrumental in bringing top-notch talent to the Tech program than Cavanaugh. Over the past nine years, his recruiting skills have helped the Hokies attract, among others, prep All-Americans Michael Vick, Nathaniel Adibi, Bryan Randall, Jonathan Lewis, Marcus Vick, Xavier Adibi and Chris Ellis.

Along with his success in attracting talent, Cavanaugh has been instrumental in helping players develop their talent once they join the Tech program. During his first season on the job, in 1996, outside linebacker Brandon Semones led the team in tackles and earned second-team All-BIG EAST honors.

Cavanaugh has since helped in the development of highly successful players, such as Pierson Prioleau, Cory Bird, Kevin McCadam, Michael Crawford, James Anderson and Aaron Rouse. Prioleau was a first-team All-BIG EAST pick in 1997 and 1998 and earned third-team All-America recognition from *The Sporting News* in '97. He was a fourth-round draft pick of the San Francisco 49ers in 1999. Bird was tabbed a second-team All-BIG EAST pick following the 2000 season and was selected in the third round of the NFL draft by the Indianapolis Colts.

McCadam was one of the keys to Tech's success in 2001 and was a fifth-round NFL selection by the Atlanta Falcons. Anderson, a two-year starter at whip linebacker, was a third-round NFL draft pick of the Carolina Panthers in 2005 while Rouse was drafted in the third round by the Green Bay Packers this past April.

Tech's appearance in the 2008 Orange Bowl will mark Cavanaugh's 24th postseason game as a coach. A former star receiver at William & Mary, he is a veteran of 38 years coaching, including 34 as a full-time coach on the collegiate level. He has worked at two other Virginia schools — VMI and the University of Virginia — during his career and has been on the staff of five ACC schools — NC State, UVA, Maryland, North Carolina and Virginia Tech.

Cavanaugh coached at the University of North Carolina for eight years and from 1982 through 1987, he worked under Bobby Ross and Joe Krivak at Maryland. He served two years at North Carolina State, three years under coach Bob Thalman at VMI, one year at Virginia and two years at Marshall. Cavanaugh began his collegiate coaching career as a graduate assistant at NC State in 1972.

During his years as a receiver at William & Mary, Cavanaugh surpassed the Tribe's career record in receiving with 117 catches and over 1,600 yards. He also earned honorable mention All-America honors in 1967 and was co-captain of his team in 1969. Cavanaugh was inducted into the William & Mary Sports Hall of Fame in April 2001.

Married to the former Marsha Carnell, he has two children — Ryan, an Appalachian State graduate who works for the Indianapolis Colts and Lauren, who graduated from Virginia Tech in 2002. Ryan and his wife, the former Melissa Searls, have a daughter, Mallory, who is 2, while Lauren and her husband, Rob Reddick, have two sons, Matthew, who is 3, and Marshall, who is 1.

### PROFILE

#### Coach Jim Cavanaugh

#### PERSONAL

Born: 8/4/48, Queens, N.Y.  
 Hometown: Queens, N.Y.  
 Wife: former Marsha Carnell  
 Children: Ryan, Lauren

#### EDUCATION

High School: Chaminade High School (1966)  
 College: The College of William & Mary (1970)  
 Postgraduate: North Carolina State University (1974)

#### PLAYING EXPERIENCE

William & Mary (1967-69)

#### COACHING EXPERIENCE

1970 Newport News (Va.) High School  
 1971 Denbigh (Va.) High School  
 1972-73 NC State (graduate assistant)  
 1974-75 VMI (receivers)  
 1976 VMI (running backs)  
 1977-78 NC State (receivers)  
 1979-80 Marshall (offensive coordinator/quarterbacks)  
 1981 Virginia (receivers)  
 1982-86 Maryland (running backs)  
 1987 Maryland (offensive coordinator/quarterbacks)  
 1988-95 North Carolina (receivers)  
 1996-01 Virginia Tech (strong safety, outside linebackers)  
 2002- Virginia Tech (recruiting coordinator/strong safety, outside linebackers)

#### BOWL EXPERIENCE

##### Coach

1972 Peach (NC State vs. West Virginia)  
 1973 Liberty (NC State vs. Kansas)  
 1977 Peach (NC State vs. Iowa State)  
 1978 Tangerine (NC State vs. Pittsburgh)  
 1982 Aloha (Maryland vs. Washington)  
 1983 Citrus (Maryland vs. Tennessee)  
 1984 Sun (Maryland vs. Tennessee)  
 1985 Cherry (Maryland vs. Syracuse)  
 1992 Peach (North Carolina vs. Mississippi State)  
 1993 Gator (North Carolina vs. Alabama)  
 1994 Sun (North Carolina vs. Texas)  
 1995 Carquest (North Carolina vs. Arkansas)  
 1996 Orange (Virginia Tech vs. Nebraska)  
 1997 Gator (Virginia Tech vs. North Carolina)  
 1998 Music City (Virginia Tech vs. Alabama)  
 1999 Sugar (Virginia Tech vs. Florida State)  
 2000 Gator (Virginia Tech vs. Clemson)  
 2001 Gator (Virginia Tech vs. Florida State)  
 2002 San Francisco (Virginia Tech vs. Air Force)  
 2003 Insight (Virginia Tech vs. California)  
 2004 Sugar (Virginia Tech vs. Auburn)  
 2005 Gator (Virginia Tech vs. Louisville)  
 2006 Chick-fil-A (Virginia Tech vs. Georgia)  
 2007 Orange (Virginia Tech vs. Kansas)



*Coach Jim Cavanaugh and his wife, Marsha, with their daughter Lauren (left) and her husband Rob Reddick; their son Ryan and his wife Melissa; and their grandchildren Marshall and Matthew Reddick and Mallory Cavanaugh.*



# VIRGINIA TECH RECRUITING

“The state of Virginia is, and always will be, the primary focus of our recruiting. In recent years, a number of outstanding players from outside the state have also expressed great interest in Virginia Tech. If you get the best players from the state of Virginia and put them together with some talented players from out-of-state, you’ve got a really good combination.”


— Coach Frank Beamer



Bryan Randall

## Covering the State

- John Engelberger – Northern Virginia
- Todd & T.J. Washington – Eastern Shore
- Jim Davis, Ernest Wilford – Fork Union
- Jonathan & Kevin Lewis – Richmond
- Xavier Adibi, Bryan Randall – Peninsula
- DeAngelo Hall, Vince Hall – Tidewater
- Michael Hawkes – Southside
- Cornell Brown, Jake Grove – Lynchburg
- Waverly Jackson – Southside
- Lee Suggs – Roanoke
- Maurice DeShazo – Martinsville area
- Chad Beasley, – Southwest Virginia
- Jake Houseright



Ben Taylor

“Having coached high school football in Newport News and having spent most of my professional recruiting life in the state of Virginia, I am fully aware of the outstanding quality of the players and coaches within our state. Our objective is to recruit as many of the great players in the state as possible with the goal of winning the national championship.”

— Coach Jim Cavanaugh

## Across the Country

- Cory Bird, Billy Conaty – New Jersey
- Keion Carpenter, Antonio Freeman – Maryland
- Ike Charlton, Torrian Gray, Brandon Flowers – Florida
- André Davis – New York
- Sergio Render - Georgia
- Kevin Jones, Jim Druckenmiller – Pennsylvania
- Kevin McCadam – California
- Corey Moore – Tennessee
- Pierson Prioleau, Tyronne Drakeford – South Carolina
- Jim Pyne – Massachusetts
- Derek Smith – West Virginia
- Ben Taylor, Dave Kadela – Ohio

## Coaches’ In-State Recruiting Areas

- Jim Cavanaugh ..... Richmond/Peninsula/Fredericksburg
- Bud Foster ..... Northern Virginia
- Torrian Gray ..... Northwest Virginia
- Billy Hite..... I-81 corridor
- Curt Newsome..... Tidewater
- Bryan Stinespring .....Roanoke/Lynchburg/Danville/Martinsville
- Charley Wiles.....Southwest Virginia



# Torrian Gray

## Defensive Backfield Coach



Former Virginia Tech defensive standout Torrian Gray, who is in his second season as the Hokies' defensive backfield coach, has made an immediate impact on Tech's defense.

In 2007, he has overseen a pass efficiency defense currently ranked fourth in the country, led by three All-ACC performers in Victor Harris, Brandon Flowers and D.J. Parker. Flowers continues to thrive under Gray as he earned All-America honors for the second time, including first-team honors this year.

Last year, Gray spearheaded a secondary that ranked as the nation's No. 1 pass defense and the No. 2 team in pass efficiency defense.

Prior to coming to Blacksburg, Gray spent the previous two seasons as assistant defensive backs coach with the NFL's Chicago Bears. During the 2005 season, the Bears ranked fifth in the NFL in passing defense, allowing just 179.5 yards per game, and finished tied for second in interceptions (24). Defensive backs Nathan Vasher and Mike Brown were both elected to the Pro Bowl as Chicago posted an 11-6 record and won the NFC North Division. In 2004, the Bears recorded 29 total takeaways and set a team record with six defensive touchdowns, including four by defensive backs.

Gray began his coaching career at the University of Maine, serving as

defensive backs coach for two seasons (2000-01). The Black Bears qualified for the I-AA playoffs and advanced to the quarterfinals in 2001. Gray spent the 2002 and 2003 seasons as defensive backs coach at the University of Connecticut. During his tenure in Storrs, the Huskies' defense ranked among the nation's best despite moving up from Division I-AA to Division I-A in 2002.

During his playing career at Virginia Tech (1992-96), Gray helped the Hokies to four consecutive bowls for the first time in school history. He played on 97 percent of the Hokies' defensive plays over his last three seasons, starting at rover in 1994 and '95, and handling the starting free safety duties in 1996.

He was named All-BIG EAST all three seasons and helped Tech to conference championships his last two years. He shared the team lead in interceptions in both 1993 and 1994, and was named the Hokies' Outstanding Defensive Back in 1996. Gray earned a bachelor's degree in consumer studies from Tech.

Gray was drafted in the second round of the 1997 NFL Draft (49th overall) by the Minnesota Vikings. He started five games as a

### PROFILE

#### Coach Torrian Gray

**PERSONAL**  
 Born: 3/18/74, Lakeland, Fla.  
 Hometown: Lakeland, Fla.  
 Children: Tori

**EDUCATION**  
 High School: Kathleen High School  
 College: Virginia Tech (1996)

**PLAYING EXPERIENCE**  
 Virginia Tech (1992-96)  
 Minnesota Vikings (1997-1999)

**COACHING EXPERIENCE**  
 2000-02 Maine (defensive backs)  
 2002-04 Connecticut (defensive backs)  
 2004-05 Chicago Bears (assistant defensive backs)  
 2006- Virginia Tech (defensive backs)

**BOWL/PLAYOFF EXPERIENCE**

**Player**  
 1993 Independence (Virginia Tech vs. Indiana)  
 1994 Gator (Virginia Tech vs. Tennessee)  
 1995 Sugar (Virginia Tech vs. Texas)  
 1996 Orange (Virginia Tech vs. Nebraska)

**Coach**  
 2001 Division I-AA Playoffs (Maine, quarterfinals)  
 2006 Chick-fil-A (Virginia Tech vs. Georgia)  
 2007 Orange (Virginia Tech vs. Kansas)

rookie, including two playoff contests. He contributed as a starter in the nickel package and as a special teams player before retiring in the spring

of 2000 due to a knee injury. The Vikings advanced to the playoffs in each of his three seasons.

A native of Lakeland, Fla., Gray has a daughter, Tori, who is 9.



Coach Torrian Gray and his daughter, Tori.



# Curt Newsome

## Offensive Line Coach



Curt Newsome is concluding his second season as the offensive line coach for the Hokies. Prior to his arrival in Blacksburg, he was an assistant coach at James Madison University for seven seasons.

A familiar face in the Virginia high school ranks, he is also one of the top recruiters in the region, and helped sign prep All-American Tyrod Taylor last February.

This year, he's had to deal with injuries from early in preseason and throughout the season, but has a line playing its best ball right now, led by two-time All-ACC tackle Duane Brown. Last year, his young line came along as the season progressed and senior Brandon Frye was taken in the NFL Draft by the Houston Texans.

Newsome served as the offensive line coach and assistant head coach his last three seasons at James Madison, helping guide the Dukes to the Division I-AA national championship in 2004. He joined the JMU staff in March 1999 and worked as the defensive line coach his first three seasons. In 2002, he coached James Madison's offensive tackles and tight ends.

During his stint at JMU, Newsome coached All-Americans on both sides of the ball. Defensive end Chris Morant was the

Atlantic 10 Defensive Player of the Year in 1999 and was named to two first-team All-America squads and two second-team A-A teams in 2000. He was a finalist for the Buck Buchanan Award as Division I-AA's top defender in 2000, when he set JMU's career record for sacks with 33. Offensive guard Matt Magerko received first-team Associated Press All-America honors in 2004 when the Dukes won the I-AA national title.

Prior to joining the JMU staff, Newsome was head coach in 1998 at Newport News' Heritage High School, where he was the AP's Virginia Scholastic Coach of the Year. He coached from 1987 to 1997 at Kecoughtan High School and also coached at both Phoebus and Ervinton high schools.

Newsome received a bachelor's degree in physical education from Emory & Henry in 1982. He and his wife, Melinda, have a son, Curtis Wayne III, 19, and a daughter, Elizabeth Ann, 12.

## PROFILE

### Coach Curt Newsome

#### PERSONAL

Born: 10/29/58, Newport News, Va.  
Hometown: Hampton, Va.  
Wife: former Melinda Shepherd  
Children: Curtis, Elizabeth

#### EDUCATION

High School: Phoebus High School  
College: Emory & Henry (1982)

#### PLAYING EXPERIENCE

Emory & Henry (1977-80)

#### COACHING EXPERIENCE

1982 Ervinton High School (defensive coordinator)  
1983-84 Ervinton High School (head coach)  
1985-86 Phoebus High School (defensive coordinator)  
1987-97 Kecoughtan High School (head coach)  
1998 Heritage High School (head coach)  
1999-01 James Madison (defensive line)  
2002 James Madison (tight ends/tackles)  
2003-05 James Madison (assistant head coach/offensive line)  
2006- Virginia Tech (offensive line)

#### BOWL/PLAYOFF EXPERIENCE

**Coach**  
1999 Division I-AA Playoffs (James Madison)  
2004 Division I-AA Playoffs (James Madison, National Champions)  
2006 Chick-fil-A (Virginia Tech vs. Georgia)  
2007 Orange (Virginia Tech vs. Kansas)



Coach Curt Newsome and his wife, Melinda, with Curtis and Elizabeth.

# Mike O'Cain

## Quarterbacks Coach



Mike O'Cain is in his second season as the quarterbacks coach at Virginia Tech. A veteran of the Atlantic Coast Conference, O'Cain was formerly the head coach at NC State and offensive coordinator at both North Carolina and Clemson. The 29-year coaching veteran has continued to develop junior

Sean Glennon, while quickly bringing true freshman Tyrod Taylor up to playing speed as both now rotate throughout the game.

O'Cain returned to the sidelines last year after a one-year hiatus in which he served as the color commentator for the Hokie Playback broadcasts of home Virginia Tech football games.

Prior to that, he coached at Clemson in 2004, serving as the offensive coordinator and quarterbacks coach. In 2003, he was a big reason Charlie Whitehurst established 33 school records, including the passing yardage and completion records for a season.

Last year, he brought along Glennon, who passed for over 2,000 yards in his first year as a starter, and this year's combo of Glennon and Taylor have combined for 2,552 passing yards and 23 total touchdowns.

O'Cain began his coaching career at Clemson in 1977 as a graduate assistant. He coached the offensive backfield at The Citadel for the 1978-80 seasons before moving to Murray State, where he was an assistant under Tech head coach Frank Beamer from 1981-84.

After one year as the assistant head coach at East Carolina, O'Cain joined Dick Sheridan as quarterbacks coach at NC State. O'Cain served as a top assistant under Sheridan from 1986-92 and was a part of a staff that coached the Wolfpack in six bowl games.

In 1993, Sheridan decided to retire just five weeks prior to the start of August practice and O'Cain was promoted to head coach. Despite a short period of time for preparation, O'Cain took NC State to a 7-4 regular-season record and an invitation to the Hall of Fame Bowl. He was the only rookie coach in the nation that year to lead a team to a bowl game.

The next year, O'Cain guided the Wolfpack to a second-place ACC finish with an 8-3 record. He completed the season with a victory over Mississippi State in the Peach Bowl to become just the second coach in NC State

history to take a team to a bowl in his first two seasons with the program.

In 1998, O'Cain guided the 'Pack to a win over No. 1 Florida State, then won at Texas in 1999. For the Seminoles, that was one of just two losses in ACC play during the team's first nine years in the league. He coached the Wolfpack to their third bowl trip in his tenure. One of the stars on that team was Torry Holt, a first-round draft pick who has gone on to fame with the Rams.

After the 1999 season, O'Cain joined the North Carolina football staff as the offensive coordinator and quarterbacks coach. He helped the Tar Heels to a winning season in 2000, and then moved to Clemson in December to replace Rich Rodriguez as quarterbacks coach. He spent four years at Clemson, taking part in three bowl games.

A native of Orangeburg, S.C., O'Cain was a three-year letterwinner at Clemson, where he was the most valuable player and a captain of Clemson's 1976 team, working as both the punter and quarterback. He is still ranked in Clemson's history for passing efficiency. He received his bachelor's degree in recreation parks administration from Clemson in 1977.

O'Cain and his wife, Nancy, have two daughters, Jenny (22) and Lizzi (20).

## PROFILE

### Coach Mike O'Cain

#### PERSONAL

Born: 7/20/54, Orangeburg, S.C.  
 Hometown: Orangeburg, S.C.  
 Wife: former Nancy Farnum  
 Children: Jenny, Lizzi

#### EDUCATION

High School: Orangeburg-Wilkinson (1972)  
 College: Clemson (1977)

#### PLAYING EXPERIENCE

Clemson (1972-1976)

#### COACHING EXPERIENCE

- 1977 Clemson (graduate assistant)
- 1978-80 The Citadel (quarterbacks/running backs)
- 1981 Murray State (offensive coordinator/quarterbacks)
- 1982-84 Murray State (asst. head coach/offensive coordinator/quarterbacks coach)
- 1985 East Carolina (asst. head coach/quarterbacks)
- 1986-89 NC State (quarterbacks/running backs)
- 1990-92 NC State (quarterbacks)
- 1993-99 NC State (head coach)
- 2000 North Carolina (offensive coordinator/quarterbacks)
- 2001-03 Clemson (quarterbacks)
- 2004 Clemson (offensive coordinator/quarterbacks)
- 2006- Virginia Tech (quarterbacks)

#### BOWL EXPERIENCE

##### Coach

- 1977 Gator (Clemson vs. Pittsburgh)
- 1986 Peach (NC State vs. Virginia Tech)
- 1988 Peach (NC State vs. Iowa)
- 1989 Copper (NC State vs. Arizona)
- 1990 All American (NC State vs. Southern Mississippi)
- 1992 Peach (NC State vs. East Carolina)
- 1992 Gator (NC State vs. Florida)
- 1994 Hall of Fame (NC State vs. Michigan)
- 1995 Peach (NC State vs. Mississippi State)
- 1998 Micron PC (NC State vs. Miami)
- 2001 Humanitarian (Clemson vs. Louisiana Tech)
- 2002 Tangerine (Clemson vs. Texas Tech)
- 2004 Peach (Clemson vs. Tennessee)
- 2006 Chick-fil-A (Virginia Tech vs. Georgia)
- 2007 Orange (Virginia Tech vs. Kansas)



Coach Mike O'Cain and his wife, Nancy, with their daughter Lizzi.





# Kevin Sherman

## Wide Receivers Coach

Kevin Sherman is in his second season as the Hokies' wide receivers coach and has molded a veteran group of four seniors into an explosive, playmaking bunch who each have over 1,000 yards receiving for their career.

Sherman, who spent five seasons serving in the same capacity at Wake Forest University before coming to Tech, is a native of nearby Radford and a graduate of Radford High School and Ferrum (Va.) College.

Last year, five receivers contributed regularly and three had at least 400 yards receiving. One of those five was David Clowney, who was drafted by the Green Bay Packers.

The senior quartet of Eddie Royal, Josh Morgan, Justin Harper and Josh Hyman has combined for 1,917 yards receiving and 14 touchdowns in 2007.

During his time with the Demon Deacons, Sherman worked closely with All-ACC performers John Stone and Fabian Davis, both of whom went on to successful professional football careers with the Oakland Raiders and Tampa Bay Buccaneers, respectively.

Sherman also oversaw the development of Jason Anderson. Anderson set a school record for most receiving yards by a freshman and eventually left in 2004 as Wake Forest's career leader in yards per reception.

Sherman became an assistant coach at WFU after working four years as an assistant coach at Ohio University. Sherman was one of eight Ohio assistant coaches who accompanied head coach Jim Grobe to Winston-Salem in December 2000.

At Ohio, Sherman was responsible for the split end and Z-back positions, which saw increasing action in the Bobcats' Pro-I offense. Sherman helped

guide the career of Z-back Raynald Ray, who compiled 925 receiving yards during his career.

As a group, the 1999 receiving corps grabbed more receptions (72) than any group since 1994, while the 2000 unit totaled the highest number of receiving yards (1,046) in seven years.

Prior to his stint at Ohio University, Sherman coached at Virginia Military Institute (VMI). In his four seasons with the Keydets, he coached in several capacities under three different head coaches. Beginning as the running backs coach, he later became the quarterbacks and receivers coach and coordinator for the passing game.

A 1992 graduate of Ferrum, Sherman served as captain of the Panther football team and was chosen as the team's Most Valuable Player as a senior in 1990. During the 1991 season, he served as a student assistant football coach before becoming an assistant football coach at Methodist (NC) College in 1992.

Sherman is married to the former Jennifer Williams. The couple has two children, a son, James, and a daughter, Nioka.

## PROFILE

### Coach Kevin Sherman

#### PERSONAL

Born: 11/2/1968, Radford, Va.  
Hometown: Radford, Va.  
Wife: former Jennifer Williams  
Children: James, Nioka

#### EDUCATION

High School: Radford High School (1987)  
Junior College: Lees-McRae Junior College (1988)  
College: Ferrum College (1992)

#### PLAYING EXPERIENCE

Lees-McRae JC (1987)  
Ferrum College (1988-90)

#### COACHING EXPERIENCE

1991 Ferrum College (student assistant)  
1992-93 Methodist College (wide receivers)  
1993-97 Virginia Military Institute (recruiting coordinator)  
1997-00 Ohio University (wide receivers)  
2000-05 Wake Forest University (wide receivers)  
2004 Denver Broncos (NFL Minority Internship)

#### BOWL/PLAYOFF EXPERIENCE

##### Player

1988 Division III Playoffs (Ferrum, semifinals)  
1989 Division III Playoffs (Ferrum, semifinals)  
1990 Division III Playoffs (Ferrum)

##### Coach

2002 Seattle (Wake Forest vs. Oregon)  
2006 Chick-fil-A (Virginia Tech vs. Georgia)  
2007 Orange (Virginia Tech vs. Kansas)



Coach Kevin Sherman and his wife, Jennifer, with their daughter, Nioka, and son, James.

# Charley Wiles

## Defensive Line Coach



Charley Wiles, a former All-America player for Frank Beamer at Murray State, has produced five All-Americans of his own since joining Beamer's Virginia Tech staff as defensive line coach in 1996.

Among the top players Wiles has helped develop during his 13 seasons directing the Tech line are ends Corey Moore and Cornell Brown.

In 1999, Moore won the Mike Fox/Bronko Nagurski Award as the

nation's best defensive player and the Lombardi Award as the best lineman. He also became Tech's second unanimous All-American and was chosen the BIG EAST Defensive Player of the Year two consecutive years. Brown was a two-time All-America pick, taking consensus honors as a junior in 1995 when he was named the National Defensive Player of the Year by *Football News* and the BIG EAST Defensive Player of the Year.

In 2005, Wiles helped mold end Darryl Tapp into a first-team All-America selection, a first-team All-ACC selection, and a Hendricks and Lott Awards finalist. Tapp now plays on Sundays for the Seattle Seahawks.

Wiles also coached John Engelberger, who was named second-team on The Associated Press All-America team and tackle David Pugh, who was a third-team All-America pick by *The Sporting News*.

In all, 14 of Wiles' players have won all-conference honors, including end Tapp, who was a first-team all-ACC pick during each of the Hokies' first two seasons in the league. This year, senior Chris Ellis was named first team while senior tackle Barry Booker made the second team.

During the 1999 season, Wiles coached a veteran line that he helped mold into what *The Sporting News* rated as the best Division I-A defensive line in the college ranks prior to the season. That line helped the Hokies finish first in the nation in scoring defense and third in rushing defense and total defense. Tech's 2001 defensive line was rated as the fourth-best in Division I-A by *The Sporting News*.

Wiles is on his second tour of duty at Tech. He originally joined Beamer's Tech staff as a graduate assistant in 1987 and worked in that capacity for two

years. Wiles first had a player-coach relationship with Beamer, when Beamer was the head man at Murray State. Wiles won Kodak Division I-AA All-America honors as an offensive lineman in 1986.

When he left Tech after the 1988 season, Wiles spent a year on the staff at East Tennessee State. He then returned to Murray State for a six-year coaching tenure, winding up as the Racers' co-defensive coordinator. In 1995, he helped coach the Racers to an 11-0 regular-season mark and a berth in the NCAA Division I-AA playoffs. Wiles also served as Murray State's recruiting coordinator, helping land many of the Racers' top players.

When Wiles rejoined Beamer at Tech in 1996, he fulfilled a goal he had set during his first stint in Blacksburg. The Hokies have competed in bowl games during each season since he rejoined the staff.

A native of DeLand, Fla., and a three-sport star at DeLand High School, he is married to the former Andrea Wilder of Booneville, Ind. They have a daughter, Kendall, 11, and a son Eric, 8.

## PROFILE

### Coach Charley Wiles

#### PERSONAL

Born: 5/4/64, Nashville, Tenn.  
Hometown: DeLand, Fla.  
Wife: former Andrea Wilder  
Children: Kendall, Eric

#### EDUCATION

High School: DeLand High School  
College: Murray State University (1987)  
Postgraduate: Virginia Tech (1989)

#### PLAYING EXPERIENCE

Murray State (1983-86)

#### COACHING EXPERIENCE

1987-88 Virginia Tech (graduate assistant)  
1989 East Tennessee State (offensive line)  
1990-91 Murray State (defensive ends)  
1992 Murray State (running backs)  
1993-95 Murray State (linebackers)  
1995 Murray State (co-def. coordinator)  
1996- Virginia Tech (defensive line)

#### BOWL/PLAYOFF EXPERIENCE

##### Player


1986 Division I-AA Playoffs (Murray State)

##### Coach

1995 Division I-AA Playoffs (Murray State)  
1996 Orange (Virginia Tech vs. Nebraska)  
1997 Gator (Virginia Tech vs. North Carolina)  
1998 Music City (Virginia Tech vs. Alabama)  
1999 Sugar (Virginia Tech vs. Florida State)  
2000 Gator (Virginia Tech vs. Clemson)  
2001 Gator (Virginia Tech vs. Florida State)  
2002 San Francisco (Virginia Tech vs. Air Force)  
2003 Insight (Virginia Tech vs. California)  
2004 Sugar (Virginia Tech vs. Auburn)  
2005 Gator (Virginia Tech vs. Louisville)  
2006 Chick-fil-A (Virginia Tech vs. Georgia)  
2007 Orange (Virginia Tech vs. Kansas)



Coach Charley Wiles and his wife, Andrea, with Kendall and Eric.



# Dr. John Ballein

## Associate Director of Athletics for Football Operations

John Ballein holds one of the most important positions in Virginia Tech athletics as the associate athletics director for football operations. He was promoted to the position during the summer of 2000 in recognition of his excellent work for Coach Frank Beamer and his program.

Ballein is responsible for all operations dealing with the

football program. He continues to serve as assistant to Beamer and as departmental recruiting coordinator, jobs he performed prior to his promotion.

"You name it and John Ballein does it," Beamer said in a Dec. 18, 1999 article on Ballein in *The Roanoke Times*. "Just everything that goes on around here — our travel, our recruiting, our camps, our clinics. He is absolutely the best."

A native of Bentleyville, Pa., Ballein was a linebacker at Indiana University of Pennsylvania and graduated with a degree in health and physical education in 1983. He later earned a master's in education from Old Dominion University in 1987.

Ballein completed his doctorate of education at Virginia Tech in 2006.

Ballein was a teacher and football coach in 1983-84 at Woodrow Wilson High School in Portsmouth, Va., and at Western Branch High in Chesapeake, Va., in 1985-86.

Ballein served on Beamer's first Virginia Tech staff in 1987 as a graduate assistant coach. In 1988, he accepted a position as running backs coach at Western Kentucky University. He returned to Tech a year later as recruiting coordinator.

With his office adjacent to Coach Beamer's, he is often considered Beamer's right-hand man. He deals mostly with the administrative side of the football

program, but is one of the favorites among players. His office is a preferred hangout, and he is one of the most beloved and respected members of the staff.

"Everyone knows Coach Ballein's the guy that gets things done," said Ben Taylor, a former Tech linebacker who was a two-time All-American. "If it is for Coach Beamer or the players, he has a way of taking care of business. Whether it was about football, academics or an issue in your personal life, his door was always open. The thing I appreciate the most about him is the fact that he genuinely cared about us. He is one of the people that make Virginia Tech so special."



Dr. John Ballein and his wife, Stephanie, with Jalyn and Jordan.



# Football Support Staff



**Bruce Garnes**  
Football Operations  
Assistant



**Diana Clark**  
Secretary to  
Coach Beamer



Graduate assistants for 2007 are (l-r) Zac Lowe, Cornell Brown, James Miller and Anthony Midget. Brown and Miller are graduate assistant coaches, while Lowe and Midget are working with football video.



**Lisa Marie**  
Football Program  
Support Technician



**Kristie Verniel**  
Football Program  
Support Technician



Virginia Tech's sports medicine staff for 2007 football includes: (front, l-r) student trainers Meghan Mulhare, Kara Vallari, Jacob Pillis, John Teglas, Kiki Collier, Katelyn Bishop; (back, l-r) Drew Marrs, Zach Wimmer, director of athletic training Mike Goforth, Gunnar Brolinson, D.O., Marc Siegel, M.D., Chad Hyatt, Richard Stewart, Dan Preusser and Chase Troescher.



The sideline communication staff is (l-r) Brock Burroughs, Don Croy and Tommy Rapier.



The video staff for 2007-08: (front, l-r) Kevin Sanders, Laura Prangley, Stefanie Bartholic, Megan Caligiuri, Amanda Totten, producer Jed Castro; (back, l-r) director of broadcasting and visual media Kevin Hicks, producer Brian Walls, Kevin Cupp, Michael Russell, Scotty Fitch, director of video Tom Booth.



The Virginia Tech strength and conditioning staff for football (l-r): Jarrett Ferguson, Keith Short, Mike Gentry and Sam Brown.



The football equipment managers for 2007-08: (front, l-r) Joe Burroughs, Kent Bell, Michael Hynden, Seth Harris; (back, l-r) Steve Hale, Gregg Narvid, head manager Lester Karlin, graduate assistant Chris King, Brian Equi, Lenny Brown.



# This Is Virginia Tech

Beginning in 1872 with 132 students and two programs of study, Virginia Polytechnic Institute and State University, popularly known as Virginia Tech, has evolved into a comprehensive university of national and international prominence. With about 26,000 full-time students in Blacksburg and more than 2,000 other students statewide, the university produces world-class scholarship in a challenging academic environment. University tradition is firmly rooted in our motto, *Ut Prosim* (That I May

Serve), and our historic land-grant mission is brought to life through learning, discovery, and engagement.

## Learning

Virginia Tech's challenging academic standards attract high-achieving students. Our eight colleges (Agriculture & Life Sciences, Architecture & Urban Studies, Engineering, Liberal Arts & Human Sciences, Natural Resources, Pamplin Business, Science, and Virginia-Maryland Regional College of Veterinary

Medicine) and Graduate School offer more degree programs than any other university in the state. Virginia Tech is one of the nation's leaders in developing and using instructional technologies. More than 85 percent of our departments offer e-learning courses, which have attracted more than 96,000 enrollments (credit and noncredit) since 1998. During this time, more than 3,500 different courses have been offered by more than 700 different faculty members.

## Engagement

Professionals, organizations, and communities tap Virginia Tech's vast resources, expertise, and research results through hundreds of continuing and professional education programs and five campus centers located throughout the state. Virginia Tech has a long history of


providing innovative distance-learning techniques to meet the various needs of working adults and other nontraditional students.

Virginia Cooperative Extension, operated jointly in the commonwealth by Virginia Tech and Virginia State University, has been helping people improve

their economic, cultural, and social well being for more than 90 years. With 107 city/county offices, tens of thousands of volunteers, and programs across the state, Extension reaches and teaches millions of Virginians annually.

## Hokie Stone

Hokie Stone is used to construct most of the buildings on the beautiful Tech campus. This natural rock is 475-million-year-old dolomite limestone, mined from a quarry located less than a mile from Lane Stadium/Worsham Field. In constructing the buildings at Tech, a stone mason shapes individual stones, arranges them and cements them together with mortar to create walls of great strength and durability.



Visit Virginia Tech on the Internet at [www.vt.edu](http://www.vt.edu)

## Discovery

The university's groundbreaking research transforms lives and communities. With annual research expenditures of nearly \$322 million, Virginia Tech is ranked 56th among research universities in the United States. The university, which has more than 100 research centers, also consistently ranks among the top institutions in industry-supported research and near the top 10 in the number of patents issued each year.



Larry Killough  
Faculty Chairman of  
Athletics





# Dr. Charles Steger

## University President



Now in his eighth year as President of Virginia Tech, Dr. Charles Steger has charted a course to bolster the university's research enterprise and to compete among the nation's premier research institutions. Under his direction, the university has adopted a strategic plan that is guiding the growth of the research enterprise, fostering outreach initiatives, and increasing quality across all aspects of the academic community.

In the minds of many, Steger will best be remembered for making the impossible a reality. He will be forever credited with

negotiating Virginia Tech's entrance into the Atlantic Coast Conference — a 50-year dream-come-true for Hokie fans.

On a more tragic note, President Steger will also be remembered for his inspirational leadership during the dark days after April 16. The university continues its healing taking its cue from Steger, "moving on, but not forgetting," those who lost their lives to madness.

Another of the most memorable contributions of Steger's administration was his role in the Higher Education Restructuring Act, which took effect in July, 2006. Steger

was one of the leaders among university presidents who helped define a ground-breaking new relationship between the Commonwealth of Virginia and its colleges and universities, that enables greater institutional flexibility and potential for growth. This legislation allows Virginia Tech to perform long-range planning, ensure a stable and predictable revenue stream, and ultimately ensure a quality education for its students.

A hallmark of Steger's administration is his commitment to students. Under Steger's leadership, the university has reaffirmed its core mission

of undergraduate education. The university is dedicated to fostering a research intensive environment that offers students an opportunity to learn the scientific process while enhancing their critical-thinking skills.


Recognizing that students, upon graduation, will be entering a global economy, Virginia Tech initiated a comprehensive International Strategic Plan and has doubled the number of students participating in international education opportunities.

Steger's ties to Virginia Tech span five decades as a student, professor, dean, vice president and now president. While on the faculty, he twice won teaching excellence awards. When he became dean of the College of Architecture and Urban Studies in 1981, he was, at age 33, the youngest architecture dean in the nation. His most recent publications include book chapters on the topics of the business of education and the university presidency.

Steger is past chair of the Virginia Council of Presidents and currently chairs the Virginia Space Grant Consortium. He is a member of the National Council on Competitiveness and the Association of Governing Boards of Universities and Colleges. The New Century Technology Council awarded him its 2004 Compass Award for visionary thinking and leadership in the field of information technology.

Steger is a Fellow in the American Institute of Architects, and holds the William C. Noland Award for distinguished service and accomplishments from the Virginia Society of the AIA.

Steger received his bachelor of architecture, master of architecture and Ph.D., in environmental science and engineering from Virginia Tech.



### Virginia Tech Principles of Community

Virginia Tech is a public land-grant university, committed to teaching and learning, research, and outreach to the Commonwealth of Virginia, the nation, and the world community. Learning from the experiences that shape Virginia Tech as an institution, we acknowledge those aspects of our legacy that reflected bias and exclusion. Therefore, we adopt and practice the following principles as fundamental to our on-going efforts to increase access and inclusion and to create a community that nurtures learning and growth for all of its members:

**We affirm** the inherent dignity and value of every person and strive to maintain a climate for work and learning based on mutual respect and understanding.

**We affirm** the right of each person to express thoughts and opinions freely. We encourage open expression within a climate of civility, sensitivity, and mutual respect.

**We affirm** the value of human diversity because it enriches our lives and the university. We acknowledge and respect our differences while affirming our common humanity.

**We reject** all forms of prejudice and discrimination, including those based on age, color, disability, gender, national origin, political affiliation, race, religion, sexual orientation, and veteran status. We take individual and collective responsibility for helping to eliminate bias and discrimination and for increasing our own understanding of these issues through education, training, and interaction with others.

**We pledge** our collective commitment to these principles in the spirit of the Virginia Tech motto of *Ut Prosim* (That I May Serve).



# Jim Weaver

## Director of Athletics



James C. Weaver, whose innovative ideas and work as a reformer have made him one of college athletics' most popular administrators, is the director of athletics at Virginia Tech.

Weaver, 61, was appointed on Sept. 24, 1997 and has been a tireless leader on behalf of Tech athletics.

In his years on the job at Tech, Weaver has taken steps to place increased emphasis on projects benefiting student-athletes. He created a comprehensive awards program for letterwinners and has initiated and funded an annual awards banquet. The Monogram Club was revitalized in 1998 and provides several benefits to former Hokie athletes, trainers and managers.

A top personal priority for Weaver is the continuing improvement of Tech's facilities. Progress is evident in a number of projects which have recently

concluded, while several major endeavors are on the horizon.

The remodeling of Lane Stadium's west side was completed in time for Tech's 2006 home opener. It involved the construction of additional new luxury suites, a new President's area, four private club seating areas, a ticket office, athletic fund offices, a memorabilia area and a new student academic services area. In addition, a satellite truck staging area was constructed on the west side for local television stations to use.

A \$20 million basketball practice facility has been approved by the Board of Visitors. It will boast two practice gyms, a 3,000 square-foot basketball weight room, coach's offices, film rooms and locker rooms. Groundbreaking is projected for summer 2008 so as to be finished in time for the 2009 basketball season.

It was with the Nittany Lions' football team that Weaver first made a name for himself in athletics. He was a center and linebacker on Penn State teams coached by the legendary Rip Engle and Joe Paterno.

Weaver graduated from Penn State in 1967 with a bachelor's in psychology and rehabilitation education. He received a master's in college counselor education, also from Penn State, in 1968.

Weaver started a coaching career as an assistant at Penn State for six seasons. During that time, the Lions played in five bowl games — the Cotton, Gator, Sugar and Orange (twice).

He later was the offensive coordinator at Iowa State and head coach for one season at Villanova in 1974. He also spent five years as an assistant professor at Clarion State and three years as director of franchise sales at Athletic Attic.

Prior to landing the athletic director's job at UNLV, Weaver spent nine years at the University of Florida. He was a strong force at Florida in the field of compliance and concluded his time there as associate athletics director.

Weaver drew rave reviews at UNLV for his fund-raising expertise. He generated nearly \$15 million in his time there.

While at Western Michigan, Weaver announced the creation of a \$7 million football center, stabilized fluctuating revenues and installed a CHAMPS Life Skills program.

Weaver and his wife Traci have four sons — Josh, Paul, Cole and Craig.

### Athletics Management Staff



**Sharon McCloskey**  
Senior Associate  
A.D./SWA



**Randy Butt**  
Associate A.D. for  
Financial Affairs



**Tim East**  
Associate A.D. for  
External Affairs



**Tom Gabbard**  
Associate A.D. for  
Internal Affairs



**Jon Jaudon**  
Associate A.D. for  
Administration



**John Ballein**  
Football Operations



**Mike Gentry**  
Athletic Performance



**Mike Goforth**  
Athletic Training



**Chris Helms**  
Academic Support



**Pam Linkous**  
Human Resources



**Lu Merritt**  
Development



**Tim Parker**  
Compliance



**Dave Smith**  
Athletics Communications



**Sandy Smith**  
Ticketing Services



**Cara Walters**  
Game Operations



**Jeremy Wells**  
Marketing & Promotions



**Russ Whitenack**  
Monogram Club

# 2007 GAME-BY-GAME

## GAME 1

# East Carolina

## Hokies Earn 17-7 Win Over ECU in Emotional Return to Field

**BLACKSBURG** — In an emotional opening game that followed a moving tribute to the victims of the on-campus tragedy of April 16, Virginia Tech did just enough to get by a determined East Carolina team that pushed the No. 9 Hokies to their limit before falling 17-7.

The game belonged to the defenses. East Carolina forced a fumble late in the first quarter and mounted a nine-play, 52-yard drive to take a 7-3 lead early in the second period. But just before the half, Tech's defense turned the tide with a big play of its own.

After a Brent Bowden punt pinned the Pirates down on their own 2-yard line, ECU quarterback Brett Clay made a costly mistake. After a rushing play failed to pick up yardage, Clay attempted a pass into coverage that was picked off by Tech cornerback Victor Harris at the 17 and returned for a touchdown.

Tech's defense made the 10-7 lead hold up until quarterback Sean Glennon was able to find tight end Sam Wheeler open for a 21-yard touchdown pass that extended the margin to 17-7 with 13:07 remaining in the game.

Tech's 17 points were the fewest in an opening game played in Blacksburg since 1995, when the Hokies dropped a 20-14 opening-game decision to Boston College.

The Tech was forced to rely on its passing attack, while being held to just 33 yards on the ground. Glennon responded by hitting 22 of 33 attempts for 245 yards. Seven of those completions went to Wheeler.

ECU managed 148 yards on the ground and 261 overall, but ran just seven plays in Tech territory during the second half.



*This touchdown catch by Sam Wheeler early in the fourth quarter sealed a win for the Hokies in the closely contested season opener.*

### Hokies-Pirates Game Notes

- Tight end Sam Wheeler had a career day, posting personal-bests for receptions (7) and receiving yards (81). His seven catches were the most for a Tech tight end since 1987 when Steve Johnson had seven against South Carolina. The 81 yards, meanwhile, were the most for a Hokie tight end since Keith Willis picked up 113 yards at Syracuse in 2002.
- The 33 yards rushing by the Hokies tied for the sixth-lowest total under Coach Frank Beamer, and the fewest ever in a win under Beamer. The Hokies had just 33 yards on the ground two other times under Beamer — Clemson, 1987 and Boston College 2006.
- Victor Harris' 17-yard interception return for a TD against the Pirates was the second career TD return for the Tech corner. Harris posted a 72-yard interception return for a score against Cincinnati in 2006.
- With 63 yards on punt returns against ECU, Eddie Royal became Tech's all-time leader in that category with 904 yards.
- Cam and Orion Martin started against ECU, becoming the first set of brothers to start together in a game for Virginia Tech since Jonathan and Kevin Lewis (both DTs) in 2003.

### Lane Stadium/Worsham Field • Blacksburg, Va. Sept. 1, 2007 • Attendance: 66,233

East Carolina	0	7	0	0	—	7
Virginia Tech	3	7	0	7	—	17

VT (4:26 re 1st) - FG Dunlevy 25  
 ECU (14:23 re 2nd) - Johnson 2 run (Hartman kick)  
 VT (3:07 re 2nd) - Harris 17 interception return (Dunlevy kick)  
 VT (13:07 re 4th) - Wheeler 21 pass from Glennon (Dunlevy kick)

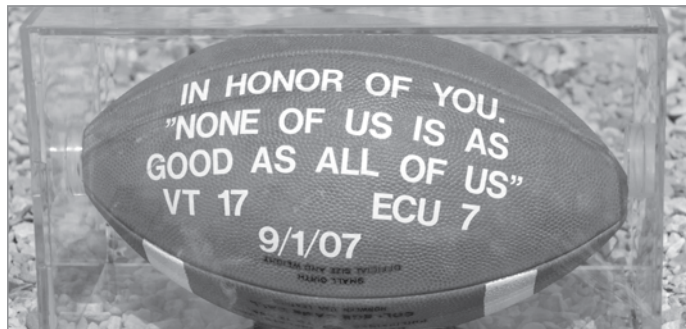
Team Stats	ECU	VT
First downs	12	16
Rushes-yds.	35-142	31-33
Passing yds.	119	245
Return yds.	8	80
Passes	16-31-1	22-33-1
Punts-avg.	9-44.0	6-42.3
Fumbles-lost	0-0	2-2
Penalties-yds.	12-69	4-42
Time of poss.	31:33	28:27
Sacks by	4-19	0-0

10-29, Harris 4-16, Clay 1-3, Simmons 1-(-4); VT, Ore 23-70, Cheeseman 1-(-3), K. Lewis 3-(-15), Glennon 4-(-19).  
**Passing** — ECU, Pinkney 14-25-0-115, Clay 2-6-1-4; VT, Glennon 22-33-1-245.

**Receiving** — ECU, Henry 4-30, Bryant 4-20, Rogers 3-17, Lindsay 2-17, Lee 1-17, Crowell 1-15, Sonnhalter 1-3; VT, Wheeler 7-81, Harper 5-64, Morgan 4-40, Hyman 2-43, Royal 2-16, Weatherford 1-2, Ore 1-(-1).

### Individual Leaders

**Rushing** — ECU, Lindsay 10-50, Pinkney 9-48, Johnson



*The Hokies' win was dedicated to the victims of the April 16 tragedy, and a game ball was placed at the memorial site on campus.*





# LSU

## GAME 2

### Virginia Tech Suffers Big Non-Conference Loss on the Bayou

**BATON ROUGE, La.** — The No. 2-ranked Louisiana State University Tigers handed ninth-rated Virginia Tech its worst loss in Coach Frank Beamer's 20-plus seasons at the helm before a record crowd of 92,739 at Tiger Stadium.

LSU amassed nearly 600 yards of offense on the way to the 48-7 victory.

The Tigers took control early, driving 87 and 85 yards for touchdowns on their first two possessions of the game.

LSU led 27-0 before Tech scored its only touchdown late in the third quarter. True freshman quarterback Tyrod Taylor, who entered the game for Tech midway through the second quarter, engineered a 65-yard drive that he capped with a 1-yard touchdown run.

LSU showed a balanced attack in piling up 598 yards and 28 first downs. Tech was held to just 149 total yards, the fourth lowest total under Beamer.



Jason Worlds and the Tech defense stopped LSU's Early Doucet on this play, but the Tigers wound up totaling 598 yards of offense.



Tyrod Taylor made his collegiate debut in the second quarter, and eventually scored on a 1-yard touchdown run in the third.

#### Hokies-Tigers Game Notes

- The 92,739 fans at the game were the most a Tech team had ever played in front of, topping the 91,655 fans that attended Tech's 2004 game against No. 1 Southern California at FedEx Field in Landover, Md.
- LSU posted the biggest winning margin against the Hokies since Vanderbilt handed Tech a 45-0 loss in 1982.
- Tyrod Taylor's rushing touchdown was the first for a true freshman quarterback during the Frank Beamer era.
- The 297 yards rushing allowed by the Tech defense were the sixth-most under Beamer while the 598 yards of total offense allowed were the fifth-most under Beamer.
- Eddie Royal's 137 yards on kickoff returns were the fourth-most under Beamer in a single game.

#### Tiger Stadium • Baton Rouge, La. Sept. 8, 2007 • Attendance: 92,739

Virginia Tech	0	0	7	0	—	7
LSU	14	10	10	14	—	48

LSU (10:46 re 1st)	- Hester 3 run (David kick)
LSU (5:54 re 1st)	- Flynn 7 run (David kick)
LSU (14:55 re 2nd)	- FG David 30
LSU (11:55 re 2nd)	- Williams 67 run (David kick)
LSU (8:30 re 3rd)	- FG David 28
VT (4:38 re 3rd)	- Taylor 1 run (Dunlevy kick)
LSU (1:36 re 3rd)	- Doucet 34 pass from Perrilloux (David kick)
LSU (9:29 re 4th)	- Williams 32 run (David kick)
LSU (3:18 re 4th)	- Toliver 28 pass from Perrilloux (David kick)

Team Stats	VT	LSU
First Downs	11	28
Rushes-yds.	28-71	41-297
Passing yds.	78	301
Return yds.	-1	11
Passes	9-29-1	22-32-0
Punts-avg.	8-40.1	3-44.7
Fumbles-lost	1-0	0-0
Penalties-yds.	7-65	7-62
Time of poss.	25:27	34:33
Sacks-by	2-2	3-22

#### Individual Leaders

**Rushing** — VT, Taylor 9-44, Ore 14-28, Glennon 2-2, K. Lewis 1-1, Weatherford 1-0, Royal

1-(-4); LSU, Williams 7-126, Hester 12-81, Holliday 4-32, Scott 4-24, Perrilloux 4-21, Flynn 7-12, Murphy 2-2, Team 1-(-1).

**Passing** — VT, Taylor 7-18-0-62, Glennon 2-10-1-16; LSU, Flynn 17-27-0-217, Perrilloux 5-5-0-84.

**Receiving** — VT, Morgan 4-20, Ore 2-24, Drager 1-14, Harper 1-11, Whitaker 1-9; LSU, LaFell 7-125, Doucet 6-75, Byrd 2-22, Williams 2-10, Hester 1-28, Toliver 1-28, Scott 1-11, Holliday 1-3, Mitchell 1-(-1).

GAME 3

# Ohio

## Tech Shakes Off Slow Start, Bobcats for 28-7 Victory

**BLACKSBURG** – Virginia Tech scored 21 second-half points to break a 7-7 halftime tie and assure a 28-7 victory over Ohio University that gave head coach Frank Beamer his 200<sup>th</sup> career victory.

The Hokies' offense, with true freshman quarterback Tyrod Taylor starting for the first time, out-gained the visitors 473 yards to 114, but still appeared sluggish at times. Tech trailed 7-0 until Taylor keyed a 68-yard, game-tying drive midway through the second quarter. The freshman signal caller was 5-for-6 passing on the drive for 49 yards, including a pair of big third-down completions. Sophomore tailback Kenny Lewis, Jr., capped the drive by weaving 13-yards for a touchdown.

Tech finally took the lead on a 6-yard quarterback draw by Taylor at the 7:23 mark of the

third quarter. Starting tailback Branden Ore and Lewis provided some breathing room with fourth-quarter touchdown runs.

Defensively, the Hokies rebounded from their uncharacteristic performance at LSU to hold the Bobcats to just five first downs and 114 total yards. After a fumbled punt at the Tech 26-yard line set up Ohio's second quarter touchdown, the visitors never reached Tech territory again. Led by senior linebackers Vince Hall and Xavier Adibi, Tech held Ohio without a first down in the second half.

Taylor hit 18 of 31 passes for 287 yards in his starting debut, while Ore rushed for 82 yards, and Lewis scored twice. Hall (14) and Adibi (11) combined for 25 tackles and each player had three tackles behind the line.



Tailback Kenny Lewis, Jr., rushes for one of his two touchdowns on the day.



Tech's defense, shown here gang-tackling an Ohio ball carrier, limited the Bobcats to just five first downs and 114 yards of offense.

### Hokies-Bobcats Game Notes

- Quarterback Tyrod Taylor became the first true freshman to start at quarterback for the Hokies since Todd Greenwood in 1982. Taylor, defensive tackle Kory Robertson and fullback Carlton Weatherford all made their first collegiate starts in the win over Ohio.
- The five first downs allowed by the Tech defense tied for the fewest allowed under Frank Beamer (Duke, 2005; Virginia, 2006).
- Josh Morgan caught six passes for 119 yards against the Bobcats – all in the first half. It was Morgan's third career 100-yard receiving performance, but his first in a regular season game.
- With the win against Ohio, Tech's Frank Beamer became just the 47<sup>th</sup> coach in NCAA history (all divisions) to record 200 victories.

### Lane Stadium/Worsham Field • Blacksburg, Va. Sept. 15, 2007 • Attendance: 66,233

Ohio	0	7	0	0	—	7
Virginia Tech	0	7	7	14	—	28

OU (13:06 re 2nd)	- McRae 4 run (Braunstein kick)
VT (5:42 re 2nd)	- K. Lewis 13 run (Dunlevy kick)
VT (3:38 re 3rd)	- Taylor 6 run (Dunlevy kick)
VT (8:49 re 4th)	- Ore 1 run (Dunlevy kick)
VT (6:13 re 4th)	- K. Lewis 44 run (Dunlevy kick)

Team Stats	OU	VT
First Downs	5	24
Rushes-yds.	36-38	40-181
Passing yds.	76	292
Return yds.	-1	13
Passes	10-20-0	20-33-0
Punts-avg.	13-36.8	7-41.3
Fumbles-lost	2-0	3-2
Penalties-yds.	9-48	8-60
Time of poss.	30:59	29:01
Sacks-by	3-32	4-23

#### Individual Leaders

**Rushing** — OU, McRae 22-55, Scott 3-6, Price 1-(-3), Abrams

1-(-3), Bower 9-(-17); VT, Ore 18-82, K. Lewis 6-62, Cheeseman 2-17, Pickle 2-13, Taylor 10-8, Weatherford 1-0.

**Passing** — OU, Bower 9-16-0-70, Scott 1-4-0-6; VT, Taylor 18-31-0-287, Glennon 2-2-0-5.

**Receiving** — OU, McRae 6-26, Mooney 2-24, Nwokocho 1-21, Fitzgerald 1-5; VT, Morgan 6-119, Royal 3-30, Hyman 2-26, Harper 2-21, Boone 1-32, Ore 1-28, Wheeler 1-16, Luckett 1-9, Smith 1-6, Whitaker 1-3, Jefferson 1-2.



# William & Mary

## GAME 4

### Hokies Jump on Tribe Early, Roll to 44-3 Win

**BLACKSBURG** – Virginia Tech posted 27 points in the first quarter and played all but six of the 82 players who dressed on its way to a 44-3 victory against William & Mary. It was the first football meeting between the two schools since 1985.

Tech took advantage of William & Mary turnovers and excellent field position to score three touchdowns and a pair of field goals during the first 15 minutes of the game.

Eddie Royal then added a 60-yard punt return for another touchdown just 64 seconds into the second quarter. Despite the

scoring flurry, the Hokies finished with just 287 yards of total offense and 12 first downs, one fewer than the Tribe.

The defense contributed five sacks and three interceptions, one of which cornerback Brandon Flowers returned 49 yards for a touchdown. William & Mary was held to just 5 yards rushing on 28 attempts, but managed 257 yards through the air.

Tailback Branden Ore scored twice for the Hokies, running in from 2 yards out and taking a screen pass from Tyrod Taylor 34 yards for a TD just before the half.

Lane Stadium/Worsham Field • Blacksburg, Va.  
Sept. 22, 2007 • Attendance: 66,233

William & Mary	0	3	0	0	—	3
Virginia Tech	27	14	3	0	—	44

VT (11:58 re 1st)	- FG Dunlevy 25
VT (7:37 re 1st)	- FG Dunlevy 27
VT (4:47 re 1st)	- Ore 2 run (Dunlevy kick)
VT (3:56 re 1st)	- Flowers 49 interception return (Dunlevy kick)
VT (0:17 re 1st)	- K. Lewis 8 run (Dunlevy kick)
VT (13:56 re 2nd)	- Royal 60 punt return (Dunlevy kick)
WM (5:07 re 2nd)	- FG Pate 22
VT (2:13 re 2nd)	- Ore 34 pass from Taylor (Dunlevy kick)
VT (7:51 re 3rd)	- FG Dunlevy 38

Team Stats	WM	VT
First Downs	13	12
Rushes-yds.	28-5	38-133
Passing yds.	257	154
Return yds.	8	198
Passes	19-46-3	15-27-0
Punts-avg.	11-38.1	8-43.1
Fumbles-lost	1-0	1-0
Penalties-yds.	3-25	11-95
Time of poss.	29:57	30:03
Sacks-by	4-25	5-42


K. Lewis 10-43, Ore 10-25, Holt 4-10, Pickle 2-8, Cheeseman 4-6, Team 1-(-1), Glennon 2-(-10).

**Passing** — WM, Phillips 17-40-3-243, Potts 2-6-0-14; VT, Taylor 6-13-0-72, Glennon 5-9-0-49, Holt 4-5-0-33.

**Receiving** — WM, Atchison 5-81, Archer 3-39, Nicholas 2-63, Mack 2-30, Varno 2-10, Viola 2-4, Dohse 1-16, Falbo 1-10, Schonder 1-4; VT, Ore 4-48, Smith 2-39, Wheeler 2-15, Boone 1-14, Drager 1-9, Luckett 1-9, Hyman 1-8, K. Lewis 1-6, Whitaker 1-5, Perez 1-1.

#### Individual Leaders

**Rushing** — WM, Schonder 9-42, Viola 10-17, Archer 1-(-1), Potts 1-(-9), Team 1-(-17), Phillips 6-(-27); VT, Taylor 5-52,



Eddie Royal approaches the end zone during a 60-yard punt return, one of his two punt-return touchdowns during a season in which he became the ACC's all-time leader in punt return yardage.

#### Hokies-Tribe Game Notes

- The last time Virginia Tech scored a defensive touchdown and special teams TD in the same game was against Georgia Tech during the 2005 season. The Hokies got two interception returns for touchdowns in that game, to go with a touchdown return on a blocked field goal.
- Freshman quarterback Tyrod Taylor tossed his first collegiate touchdown pass, a 34-yarder to tailback Branden Ore. Taylor also had a 45-yard run during the game, the longest for a Tech quarterback since Bryan Randall broke off a 75-yard run against Syracuse in 2003.
- Linebacker Purnell Sturdivant posted two interceptions, the first of his Tech career. Sturdivant also had a career-high eight tackles and the first two quarterback sacks of his collegiate career.



Purnell Sturdivant, who had two interceptions and eight tackles against the Tribe, makes one of his two sacks here against W&M quarterback Jake Phillips.

**GAME 5**

# North Carolina

## Hokies Hold On for Hard-Earned 17-10 Win in ACC Opener

**BLACKSBURG** — Virginia Tech's defense and special teams provided big plays down the stretch as the Hokies held off the University of North Carolina for a 17-10 homecoming victory in their Atlantic Coast Conference opener.

Tech took the opening kickoff and marched 70 yards on seven

consecutive running plays. A 53-yard run by flanker Eddie Royal on a double reverse started the march, and quarterback Tyrod Taylor's 5-yard touchdown run added the finishing touches. The drive proved to be the offensive highlight for the Hokies, who would add just 171 yards the rest of the way.

After Tech kicker Jud Dunlevy kicked a 52-yard field goal to open the second half, the defense provided a game-changing play on the Tar Heels' first possession of the half. With the Hokies clinging to a 10-3 lead and UNC facing a second and goal at the Tech 5, defensive end Orion Martin forced a fumble at the 1-yard line that teammate Kam Chancellor recovered in the end zone.

The Hokies used an interception and 31-yard return

by linebacker Xavier Adibi to gain some breathing room. Adibi's pick set up a 1-yard touchdown run by tailback Branden Ore.

North Carolina controlled the football for 10:35 of the final quarter and cut the Tech lead to 17-10 with a 76-yard touchdown drive that ended with 5:34 left in the game. Tech used back-to-back punts of 54 and 59 yards by Brent Bowden, and a defensive stand in the final minutes to preserve the win.



Jud Dunlevy's 52-yard field goal – his longest of 21 made on the season – gave the Hokies a 10-3 lead early in the second half.



Xavier Adibi returned this interception 31 yards to set up a Branden Ore 1-yard touchdown run late in the third quarter.

**Lane Stadium/Worsham Field • Blacksburg, Va.  
Sept. 29, 2007 • Attendance: 66,233**

North Carolina	0	3	0	7	—	10
Virginia Tech	7	0	10	0	—	17

- VT (10:12 re 1st) - Taylor 5 run (Dunlevy kick)
- NC (9:48 re 2nd) - FG Barth 32
- VT (13:24 re 3rd) - FG Dunlevy 52
- VT (2:17 re 3rd) - Ore 1 run (Dunlevy kick)
- NC (5:34 re 4th) - Elzy 1 run (Barth kick)

Team Stats	UNC	VT
First Downs	18	11
Rushes-yds.	45-124	36-165
Passing yds.	182	76
Return yds.	49	69
Passes	16-25-1	11-20-1
Punts-avg.	6-47.7	7-43.1
Fumbles-lost	2-1	0-0
Penalties-yds.	5-45	9-80
Time of poss.	34:00	26:00
Sacks by	4-17	6-27

**Individual Leaders**

**Rushing** — NC, Elzy 11-74, Houston 18-54, White 2-10, Foster 1-4, Tate 2-3, Yates 11-(-21); VT, Ore 19-93, Royal 2-60, Taylor 11-11, K. Lewis 2-3, Team 2-(-2).  
**Passing** — NC, Yates 16-25-1-182; VT, Taylor 10-19-1-66, Glennon 1-1-0-10.  
**Receiving** — NC, Nicks 8-94, Tate 3-31, Elzy 2-25, Thornton 1-20, White 1-8, Foster 1-4; VT, Royal 4-14, Morgan 3-24, Harper 2-38, Weatherford 1-3, K. Lewis 1-(-3).

**Hokies-Tar Heels Game Notes**

- Whip linebacker Cam Martin posted 10 tackles and three sacks against the Tar Heels. The last Tech player to have three sacks in a game was defensive end William Wall against Duke in 2006.
- Jud Dunlevy's 52-yard field goal was the longest made by a Tech kicker since Shayne Graham hit on a 52-yarder at Pittsburgh in 1999. It was also the first field goal of 50 yards or more made by a Tech kicker since Graham's boot.
- When rover Kam Chancellor recovered a fumble in the end zone in the third quarter, it marked the first fumble recovery of the season for Tech.
- Sophomore Brandon Holland earned his first collegiate start, opening the game at right guard.
- True freshman quarterback Tyrod Taylor suffered his first collegiate interception during the game. The pick came on the 65<sup>th</sup> official pass of Taylor's career.



# Clemson

## GAME 6

### BeamerBall Sparks 41-23 Win Over Tigers in Death Valley

**CLEMSON, S.C.** — Virginia Tech relied on BeamerBall and some clutch fourth-quarter plays by freshman quarterback Tyrod Taylor to register its fifth-straight win against No. 22 Clemson with a 41-23 decision at Death Valley.

Tech built a surprising 31-8 lead in the first half with the help of three non-offensive touchdowns. The Hokies' first three TDs came on an interception return by D.J. Parker, a punt return by Eddie Royal and a kickoff return by Victor Harris.

In the meantime, the Tech defense was holding the Tigers'

vaunted rushing attack to just six yards in the half and eight yards for the game.

Clemson used a record-setting passing performance by quarterback Cullen Harper to make a strong run at Tech in the second half, but a 52-yard scramble by Taylor set up a Tech field goal and another 21-yard run by the freshman late in the game led to a game-clinching touchdown.

Taylor finished with 118 yards rushing and tossed a touchdown pass to Justin Harper in the second quarter.

Clemson controlled the football for 90 plays, passing a record 67 times. Tech was out-gained 380 yards to 219, but

benefited from over 300 yards on returns. The Hokie defense had four sacks, two interceptions and broke up nine passes.



Brandon Flowers (18) and D.J. Parker (25) helped the Tech defense limit Clemson's vaunted rushing attack to just eight yards on 23 carries.



Victor Harris' 100-yard kickoff return was one of three non-offensive touchdowns scored by the Hokies against the Tigers.

### Hokies-Tigers Game Notes

- Eddie Royal's 82-yard punt return for a score tied for the third-longest in school history. It was the third career return for a TD by Royal, who moved into third place on the ACC all-time list for punt return yards with 1,174.
- Victor Harris' 100-yard kickoff return for a score tied for the longest in school history (Larry Fallen, 1978).
- Tech returned a punt and a kickoff for touchdowns in same game for the first time under Coach Frank Beamer.
- The last time Tech scored three non-offensive touchdowns in a game was in 2005 against Georgia Tech. The Hokies returned two interceptions and a blocked field goal for touchdowns in that game.

### Clemson Memorial Stadium • Clemson, S.C. Oct. 6, 2007 • Attendance: 82,000

Virginia Tech	17	14	0	10	—	41
Clemson	0	8	0	15	—	23

VT (13:50 re 1st)	- Parker 32 interception return (Dunlevy kick)
VT (6:11 re 1st)	- FG Dunlevy 32
VT (4:48 re 1st)	- Royal 82 punt return (Dunlevy kick)
CU (7:16 re 2nd)	- FG Buchholz 33
VT (6:59 re 2nd)	- Harris 100 kickoff return (Dunlevy kick)
CU (3:36 re 2nd)	- Team safety
VT (2:17 re 2nd)	- Harper 21 pass from Taylor (Dunlevy kick)
CU (0:07 re 2nd)	- FG Buchholz 30
CU (14:12 re 4th)	- Grisham 3 pass from Harper (Buchholz kick)
VT (7:10 re 4th)	- FG Dunlevy 47
CU (4:29 re 4th)	- Kelly 18 pass from Harper (Grisham pass from Harper)
VT (0:50 re 4th)	- Ore 2 run (Dunlevy kick)

Team Stats	VT	CU
First Downs	9	21
Rushes-yds.	41-154	23-8
Passing yds.	65	372
Return yds.	158	55
Passes	7-14-0	36-67-2
Punts-avg.	8-46.4	7-48.0
Fumbles-lost	3-0	2-1
Penalties-yds.	6-52	7-53
Time of poss.	27:16	32:44
Sacks by	4-24	2-6

### Individual Leaders

**Rushing** — VT, Taylor 15-118, Ore 23-35, K. Lewis 3-1; CU, Davis 6-9, Spiller 6-3, Harper 11-(-4).

**Passing** — VT, Taylor 7-14-0-65; CU, Harper 36-66-2-272, Team 0-1-0-0.

**Receiving** — VT, Harper 3-33, Hyman 2-31, Morgan 1-4, Ore 1-(-3); CU, Kelly 11-174, Grisham 11-100, Spiller 6-29, Ashe 5-44, Harris 2-18, Davis 2-5, Linthicum 1-2.

## GAME 7

# Duke

## Glennon Leads Hokies to 43-14 Victory over the Blue Devils

**DURHAM, N.C.** – Sean Glennon came on for injured starting quarterback Tyrod Taylor in the first half and passed Virginia Tech to a 43-14 Atlantic Coast Conference road victory at Duke University.

Taylor, who had staked Tech to a 13-7 first-quarter lead, suffered an ankle injury when he was sacked on the third play of the second quarter. Glennon took over and promptly drove the Hokies 76 yards for a touchdown, completing all four of his passes on the drive for 69 yards. The Hokies scored touchdowns on three-straight possessions during the quarter to take a commanding 34-7 halftime advantage.

Glennon completed 16 of 21 passes during the win, for 258 yards and two touchdowns. Eddie Royal, Glennon's former high school teammate, caught one of his TD passes, while Josh Morgan caught two touchdown passes – one from each quarterback. Tailbacks Kenny Lewis, Jr., and Branden Ore each contributed a touchdown run as the Hokies piled up 445 yards of offense, including 346 through the air.

Brett Warren, who stepped in for injured mike linebacker Vince Hall, paced a strong defensive showing with 11 tackles and a pass interception. The Hokies held the Blue Devils to 194 yards of total offense. Duke converted on just one of 15 third down situations.



Brett Warren – seen here being helped by Cam Martin (41) – made 11 tackles while making his first collegiate start in place of the injured Vince Hall.

### Hokies-Blue Devils Game Notes

- Tech's 346 passing yards were the fourth-highest total during Frank Beamer's 21 seasons at Virginia Tech. The last time Tech had more passing yards was during the 2003 Insight Bowl. The Hokies passed for 398 yards in that game, a 52-49 loss to California.
- Stephan Virgil recorded the Hokies' first blocked kick of the season when he blocked a punt in the second quarter. The block, Virgil's first as a Hokie, set up a 2-yard touchdown run by Branden Ore on the next play.
- Linebacker Brett Warren made his first collegiate start at Duke. Warren started in place of injured senior Vince Hall who had a string of 44 consecutive starts broken.
- Dorian Porch had two fumble recoveries on kickoff coverage for the Hokies.

### Wallace Wade Stadium • Durham, N.C. Oct. 13, 2007 • Attendance: 23,691

Virginia Tech	13	21	9	0	—	43
Duke	7	0	0	7	—	14

VT (9:43 re 1st)	- FG Dunlevy 42
VT (6:48 re 1st)	- FG Dunlevy 44
VT (5:36 re 1st)	- Morgan 19 pass from Taylor (Dunlevy kick)
D (0:56 re 1st)	- Lewis 1 run (Maggio kick)
VT (9:25 re 2nd)	- K. Lewis 5 run (Dunlevy kick)
VT (6:40 re 2nd)	- Royal 25 pass from Glennon (Dunlevy kick)
VT (5:42 re 2nd)	- Ore 2 run (Dunlevy kick)
VT (11:25 re 3rd)	- FG Dunlevy 29
VT (1:22 re 3rd)	- Morgan 40 pass from Glennon (kick failed)
D (13:33 re 4th)	- King 19 pass from Lewis (Maggio kick)

Team Stats	VT	D
First Downs	21	13
Rushes-yds.	38-99	36-72
Passing yds.	346	122
Return yds.	80	5
Passes	21-30-1	14-28-1
Punts-avg.	4-40.5	10-31.6
Fumbles-lost	1-1	2-2
Penalties-yds.	7-95	3-24
Time of poss.	28:57	31:03
Sacks by	5-26	4-15

1-7, Glennon 4-4, Holt 1-0, Team 1-(-1), Hyman 1-(-2); D, Boyette 8-42, Boyle 9-29, Drummer 7-12, Riley 1-6, Lewis 11-(-17).

**Passing** — VT, Glennon 16-21-0-258, Taylor 5-7-0-88, Holt 0-2-1-0; D, Lewis 13-24-1-119, Asack 1-4-0-3.

**Receiving** — VT, Royal 6-90, Harper 5-62, Wheeler 4-94, Morgan 4-68, Hyman 1-20, K. Lewis 1-12; D, Riley 3-37, King 2-25, Boyette 2-4, Kelly 1-28, Harris 1-13, Boyle 1-8, Stefanow 1-5, Wright 1-3, Huffman 1-3, Drummer 1-(-4).

#### Individual Leaders

**Rushing** — VT, Ore 17-37, Taylor 5-15, Pickle 2-15, K. Lewis 5-13, Royal 1-11, Cheeseman



Split end Josh Morgan caught two touchdown passes – one from Tyrod Taylor and one from Sean Glennon – in the win over Duke.



# Boston College

## GAME 8

### Eagles Stun Hokies in Last Two Minutes, Pull Off 14-10 Win

**BLACKSBURG** — Heisman Trophy candidate Matt Ryan threw two touchdown passes in the final minutes to rally No. 2 Boston College to a stunning 14-10 comeback victory over Virginia Tech in a rain-soaked ESPN Thursday night game at Lane Stadium.

Ryan, who was held in check for 56 minutes by a superb Tech defensive effort, stepped up in the final four minutes to erase a 10-0 deficit. Starting on his own 8-yard line with 4:16 to go, the senior quarterback engineered a nine-play, 92-yard drive that ended with a 16-yard touchdown pass with 2:11 on the clock.

Tech opened the door for the Eagles' winning drive by failing to field an onside kick, giving the ball back to BC on its 34. Ryan completed four straight passes to quickly move the ball

to the Hokies' 14. Following an incompleteness, Ryan tossed a touchdown pass that was negated by a holding penalty. Another incompleteness followed before a 24-yard TD toss from Ryan to running back Andre Callender with just 11 seconds remaining.

Quarterback Sean Glennon put Tech on top in the game with an 8-yard touchdown pass to Eddie Royal early in the second quarter. A 41-yard pass from Glennon to Royal during the third quarter helped set up a 44-yard field goal by Jud Dunlevy.

The Tech defense held Ryan to 54 yards passing during the first half and allowed just 101 yards through the air during the first three quarters, before allowing 184 yards during the final 15 minutes, including 157 on the Eagles' final two drives.



*Tailback Branden Ore gained 97 yards on the ground as the Hokies out-rushed the Eagles, 116-32.*



*Orion Martin (90) and Tech's defensive line pressured BC quarterback Matt Ryan all night long, but it wasn't enough as he stunned the Hokies with two late touchdown passes to steal the win.*

### Hokies-Eagles Game Notes

- The last time the Hokies lost a game in the final seconds was a 52-49 loss to California in the 2003 Insight Bowl. Cal kicker Tyler Fredrickson hit a 35-yard field goal as time expired in that game. The BC game marked Tech's first loss at Lane Stadium in the final minute of play since the 1986 season opener when Cincinnati scored on a 7-yard pass with 14 seconds remaining for a 24-20 victory.

- Tech's loss to Boston College marked the first time since a 2002 game against West Virginia that the Hokies lost a game in which they scored first. Tech came into the BC game with a string of 34-straight wins when scoring first.

- The loss was just the third for Tech in its 16 appearances on ESPN Thursday Night Football. All three losses have come to BC. The teams are 3-3 overall in head-to-head Thursday night meetings on ESPN.

- Cody Grimm made his first collegiate start in the BC game. Grimm started at whip linebacker and played a career-high 21 plays.

### Lane Stadium/Worsham Field • Blacksburg, Va. Oct. 25, 2007 • Attendance: 66,233

Boston College	0	0	0	14	—	14
Virginia Tech	0	7	3	0	—	10

VT (10:31 re 2nd)	- Royal 8 pass from Glennon (Dunlevy kick)
VT (5:33 re 3rd)	- FG Dunlevy 44
BC (2:11 re 4th)	- Gunnell 16 pass from Ryan (Aponavicius kick)
BC (0:11 re 4th)	- Callender 24 pass from Ryan (Aponavicius kick)

Team Stats	BC	VT
First downs	19	15
Rushing yds.	18-32	41-116
Passing yds.	285	149
Return yds.	7	27
Passes	25-53-2	15-25-0
Punts-avg.	9-45.6	9-37.3
Fumbles-lost	3-0	5-2
Penalties-yds.	9-83	5-44
Time of poss.	28:11	31:49
Sacks by	3-8	3-33

### Individual Leaders

**Rushing** — BC, Callender  
7-29, Whitworth 7-25, Ryan  
4-(-22); VT, Ore 20-97, Glennon  
14-23, Weatherford 1-3, K. Lewis  
2-2, Morgan 2-1, Royal 1-0, Team  
1-(-10).

**Passing** — BC, Ryan  
25-52-2-285, Flutie 0-1-0-0; VT,  
Glennon 15-25-0-149.

**Receiving** — BC, Robinson  
5-86, Callender 5-38, Challenger  
4-60, Purvis 4-40, Gunnell 3-34,  
Loyte 2-8, Jarvis 1-14, Megwa  
1-5; VT, Royal 4-77, Boone 3-30,  
Harper 3-17, Hyman 2-17, Wheeler  
1-5, Weatherford 1-3, Morgan 1-0.

## GAME 9

# Georgia Tech

## Hokies Bounce Back with Big 27-3 Win Over Yellow Jackets



Sean Glennon was forced to wear an altered Georgia Tech jersey after his mysteriously disappeared before the game, but he went on to account for three touchdowns and throw for 296 yards.

**ATLANTA, Ga.** — Virginia Tech bounced back strong from its disappointing loss a week earlier, using a total team effort to hand Georgia Tech a sound 27-3 defeat in a second-straight ESPN Thursday Night game.

Quarterback Sean Glennon led the Tech offense to a season-high 481 yards of total offense. Glennon plunged 2 yards for a touchdown early in the second quarter to put the Hokies on top 10-3 and then tossed a pair of long TD passes to secure the victory. He completed 22 of 32 passes for 296 yards as Tech controlled the football for 37:25

minutes. Brandon Ore led the rushing attack with 86 yards.

The Tech defense held the Yellow Jackets to a first quarter field goal and forced six turnovers. Five of those turnovers came in the form of pass interceptions, including two by cornerback Victor "Macho" Harris. Georgia Tech converted just two of 11 third downs and managed just 82 yards during the first half.

Tech's special teams also chipped in with place-kicker Jud Dunlevy contributing a pair of field goals. Punter Brent Bowden kept the Yellow Jackets backed up with a 47.1-yard average on seven kicks.



Victor Harris — who made two picks of his own — celebrates one of the Hokies' five interceptions against the Yellow Jackets.

**Bobby Dodd Stadium/Grant Field • Atlanta, Ga.  
Nov. 1, 2007 • Attendance: 52,202**

Virginia Tech	3	14	7	3	—	27
Georgia Tech	3	0	0	0	—	3

GT (9:07 re 1st)	- FG Bell 24
VT (1:27 re 1st)	- FG Dunlevy 28
VT (13:52 re 2nd)	- Glennon 2 run (Dunlevy kick)
VT (5:30 re 2nd)	- Harper 40 pass from Glennon (Dunlevy kick)
VT (4:22 re 3rd)	- Morgan 71 pass from Glennon (Dunlevy kick)
VT (12:44 re 4th)	- FG Dunlevy 28

Team Stats	VT	GT
First Downs	20	13
Rushes-yds.	46-185	26-105
Passing yds.	296	166
Return yds.	65	41
Passes	22-33-0	12-29-5
Punts-avg.	7-47.1	6-42.5
Fumbles-lost	2-1	1-1
Penalties-yds.	5-35	4-29
Time of poss.	37:25	22:35
Sacks by	2-23	6-25

Hyman 1-6, Jefferson 1-(-1), Glennon 13-(-3); GT, Dwyer 10-68, Nesbitt 4-32, Evans 6-9, Team 1-(-1), Bennett 5-(-3).

**Passing** — VT, Glennon 22-33-0-296, Team 0-1-0-0; GT, Bennett 11-26-4-157, Nesbitt 1-3-1-9.

**Receiving** — VT, Morgan 6-103, Harper 4-77, Hyman 4-27, Royal 2-45, Smith 2-22, Boone 2-14, Weatherford 2-8; GT, Johnson 7-136, M. Cox 3-21, Earls 1-9, Evans 1-0.

**Individual Leaders**

**Rushing** — VT, Ore 19-86, Cheeseman 6-84, K. Lewis 6-13,

### Hokies-Yellow Jackets Game Notes

- Virginia Tech's five pass interceptions were the most in a game for the Hokies since picking off six passes during a 1998 home victory against Rutgers. Linebacker Cam Martin recorded his first collegiate interception.
- Two pairs of brothers started the game for the Hokies, a first under Coach Frank Beamer. Senior Brett Warren and redshirt freshman Beau Warren started at mike linebacker and center respectively, while Cam and Orion Martin started at whip linebacker and defensive end. The game marked the first collegiate start for Beau Warren.
- Justin Harper had 77 receiving yards in the game, putting him over the 1,000 yard mark for his career.
- Quarterback Sean Glennon recorded the second rushing touchdown of his career when he plunged in from 2-yards out in the first quarter.
- Sean Glennon's 71-yard touchdown pass to Josh Morgan was the longest offensive play of the season for the Hokies. Tailback Jahre Cheeseman later added a 70-yard run late in the game.





# Florida State

## GAME 10

### Fourth-Quarter Flurry Foils Florida State in 40-21 Victory

**BLACKSBURG** — Virginia Tech scored 20 unanswered points in the fourth quarter to beat visiting Florida State 40-21 and snap a 12-game losing streak against the Seminoles.

Tech jumped out to a 20-6 lead in the first half only to see FSU score 15 third-quarter points for a 21-20 lead. Freshman quarterback Tyrod Taylor returned to action for the first time since the Duke game

and alternated with Sean Glennon until Glennon was shaken up early in the second quarter. Taylor rallied Tech in the final quarter, giving the Hokies' the lead for good on a 3-yard touchdown run, then tossing a successful two-point conversion pass to Zach Luekett. Taylor also had two TD passes during the first half.

Defensive end Chris Ellis sparked the defense, contributing a 5-yard interception return for a touchdown and seven quarterback hurries. The defense also added a safety to close out the scoring.

Tech piled up 395 yards in the game, with Taylor accounting for 204 through the air and 92 on the ground.



Tyrod Taylor busted loose for 92 rushing yards and a touchdown against the 'Noles.



Defensive end Chris Ellis heads into the end zone to score on a 5-yard interception return in the fourth quarter.

#### Lane Stadium/Worsham Field • Blacksburg, Va. Nov. 10, 2007 • Attendance: 66,233

Florida State	6	0	15	0	—	21
Virginia Tech	6	14	0	20	—	40

FS (9:43 re 1st)	- FG Cismesia 41
VT (8:16 re 1st)	- Harper 31 pass from Taylor (kick failed)
FS (0:50 re 1st)	- FG Cismesia 39
VT (12:29 re 2nd)	- Morgan 5 pass from Taylor (Dunlevy kick)
VT (6:54 re 2nd)	- Ore 2 run (Dunlevy kick)
FS (11:00 re 3rd)	- FG Cismesia 50
FS (9:06 re 3rd)	- Watson 40 interception return (pass failed)
FS (3:41 re 3rd)	- Fagg 8 pass from Ponder (pass failed)
VT (10:10 re 4th)	- Taylor 3 run (Luekett pass from Taylor)
VT (5:32 re 4th)	- FG Dunlevy 22
VT (5:13 re 4th)	- Ellis 5 interception return (Dunlevy kick)
VT (2:41 re 4th)	- Team safety

Team Stats	FS	VT
First downs	13	17
Rushing yds.	28-116	54-188
Passing yds.	151	207
Return yds.	53	54
Passes	13-33-2	11-19-1
Punts-avg.	7-42.3	6-35.3
Fumbles-lost	2-1	3-0
Penalties-yds.	7-45	7-60
Time of poss.	25:16	34:44
Sacks by	2-2	0-0

Edwards 3-6, Parker 3-1, Ball 1-(-1), Richardson 1-(-1); VT, Taylor 17-92, Ore 16-40, K. Lewis 11-37, Cheeseman 3-12, Glennon 4-10, Weatherford 1-0, Team 2-(-3).

**Passing** — FS, Ponder 8-18-2-105, Weatherford 5-15-0-46; VT, Taylor 10-15-1-204, Glennon 1-4-0-3.

**Receiving** — FS, Fagg 4-63, Carr 3-48, Ball 2-20, Smith 1-13, Shaw 1-4, Holloway 1-2, Parker 1-1; VT, Harper 5-167, Ore 3-5, Boone 1-16, Hyman 1-14, Morgan 1-5.

#### Individual Leaders

##### Rushing

FS, Ponder 5-51, Gano 1-24, Holloway 4-16, Smith 8-12, Weatherford 2-7,

#### Hokies-Seminoles Game Notes

- Justin Harper had five pass receptions for a career-high 167 yards and a touchdown. His yardage total was the fifth highest in Coach Frank Beamer's 21 seasons at Tech.
- The win marked Tech's first win against Coach Bobby Bowden, who entered the game with a 15-0 mark against the Hokies, including three wins when he was the head coach at West Virginia.
- Defensive end Chris Ellis scored his second career touchdown during the game on a 5-yard interception return. He also scored on an interception return against Georgia Tech in 2005. That play covered 29 yards.
- Florida State's Dekoda Watson intercepted a pass and returned it for a touchdown. It was the first interception returned for a TD against Tech since Oct. 2, 2004, when West Virginia's Eric Wicks had a 34-yard return for a score against the Hokies.

GAME 11

# Miami

## Seniors Leave Lane in Style with 44-14 Victory over Miami

**BLACKSBURG** — Virginia Tech jumped to an early lead and then secured the game with 24 unanswered points in the second half to post a 44-14 win over Miami on Senior Day at Lane Stadium/Worsham Field.

Just six points separated the two teams after the 'Canes scored a touchdown with 5:41 left in the third quarter to narrow Tech's lead to 20-14. For the second straight week, however, the Hokies' offense responded to the challenge. During a 6:28 span, Tech put 17 points on the

board with Branden Ore and Carlton Weatherford rushing for touchdowns and Jud Dunlevy picking up his third field goal of the game.

Ore scored on a 4-yard run to cap a 61-yard drive on Tech's first possession of the game. A highlight reel, one-handed touchdown catch by Justin Harper on a 15-yard pass by Sean Glennon put Tech on top 14-0 after just two possessions.

Miami regrouped, but never quite recovered from Tech's fast start. The Hokies' defense shut

down the UM running game and put pressure on quarterback Kyle Wright, recording five sacks. The 'Canes were held to minus-2 yards rushing and finished with just 213 total yards of offense.

Linebacker Vince Hall returned to the lineup after missing four games with a broken wrist. Hall led the charge with 13 tackles, followed by fellow linebackers Cam Martin (11) and Xavier Adibi (10).



Justin Harper made this spectacular one-handed grab to score a touchdown for the third straight game.



Vince Hall (9) helped the Hokies hold Miami to minus-2 yards rushing, the lowest total for a Tech opponent since 2002.

### Hokies-Hurricanes Game Notes

- The minus-2 yards of net rushing by Miami was the lowest total allowed by the Tech defense in an ACC game. The last time the Hokies held a team to minus yards rushing was in 2002 when they limited Rutgers to minus-7 yards on the ground.
- Senior fullback Carlton Weatherford picked up his first collegiate rushing touchdown in the fourth quarter of the Miami game. He had a receiving TD last season. Tailback Jahre Cheeseman scored the last touchdown of the game on a 2-yard run. It was his first collegiate touchdown.
- Eddie Royal returned four punts for 45 yards against the 'Canes, becoming the ACC's all-time leader in punt return yards in the process. Royal improved his career total to 1,284 yards, passing former leader Steve Suter of Maryland (1,271).

### Lane Stadium/Worsham Field • Blacksburg, Va. Nov. 17, 2007 • Attendance: 66,233

Miami	0	7	7	0	—	14
Virginia Tech	14	3	13	14	—	44

- VT (10:12 re 1st) - Ore 4 run (Dunlevy kick)
- VT (5:07 re 1st) - Harper 15 pass from Glennon (Dunlevy kick)
- VT (14:17 re 2nd) - FG Dunlevy 40
- UM (0:21 re 2nd) - Wright 4 run (Zampogna kick)
- VT (10:28 re 3rd) - FG Dunlevy 44
- UM (5:41 re 3rd) - Hankerson 1 pass from Wright (Zampogna kick)
- VT (3:01 re 3rd) - Ore 7 run (Dunlevy kick)
- VT (0:28 re 3rd) - FG Dunlevy 37
- VT (11:33 re 4th) - Weatherford 1 run (Dunlevy kick)
- VT (5:48 re 4th) - Cheeseman 2 run (Dunlevy kick)

Team Stats	UM	VT
First downs	13	20
Rushing yds.	29-(-2)	43-182
Passing yds.	215	176
Return yds.	15	99
Passes	21-36-1	14-26-0
Punts-avg.	6-51.7	3-43.7
Fumbles-lost	4-2	0-0
Penalties-yds.	8-50	7-34
Time of poss.	30:12	29:48
Sacks by	4-29	5-44

**Individual Leaders**  
**Rushing** — UM, James 10-7, Thomas 4-5, Wright 15-(-14);

VT, Ore 15-81, Royal 2-44, Taylor 7-38, K. Lewis 3-16, Pickle 5-11, Cheeseman 3-9, Weatherford 1-1, Team 1-(-1), Glennon 6-(-17).  
**Passing** — UM, Wright 21-36-1-215; VT, Glennon 13-24-0-171, Taylor 1-2-0-5.  
**Receiving** — UM, Shields 6-81, Hill 5-33, James 3-27, Hankerson 2-25, Jenkins 2-20, Jones 1-15, Thomas 1-8, Epps 1-6; VT, Hyman 3-60, Harper 3-48, Ore 3-21, Smith 1-20, Weatherford 1-10, Morgan 1-9, K. Lewis 1-5, Royal 1-3.



# Virginia

## GAME 12

### 33-21 Win over Cavaliers Clinches Coastal Crown for Hokies

**CHARLOTTESVILLE, Va.** — Virginia Tech won the Atlantic Coast Conference Coastal Division title and locked up a spot in the ACC Championship with a hard-fought 33-21 victory at No. 16 Virginia.

The Hokies jumped to a 13-0 first quarter lead before finding themselves trailing 14-13 heading into the final minute of the first half. With the Hokies on their own

35-yard line and only 40 seconds showing on the clock, quarterback Sean Glennon went to work. Glennon passed to Josh Morgan for a 26-yard gain and, following an incompleteness, threw a game-changing 39-yard touchdown strike to Eddie Royal just 12 seconds before the intermission.

Virginia managed to pull within two points late in the third

quarter, but freshman quarterback Tyrod Taylor's second touchdown run of the game and senior Jud Dunlevy's fourth field goal put the finishing touches on the victory. Tailback Branden Ore also played a big role, rushing 31 times for a season-high 147 yards.

Tech finished with 430 yards of offense, while the defense limited UVA to 241 yards, including 97 on the ground. End Orion Martin and tackle Barry Booker were in on two sacks apiece as the Hokies won their second Coastal crown in three years.

#### Harrison Field at Scott Stadium • Charlottesville, Va. Nov. 24, 2007 • Attendance: 61,711

Virginia Tech	13	7	3	10	—	33
Virginia	7	7	7	0	—	21

VT (12:12 re 1st)	- Taylor 9 run (Dunlevy kick)
VT (5:47 re 1st)	- FG Dunlevy 20
VA (2:37 re 1st)	- Simpson 27 run (Gould kick)
VT (0:34 re 1st)	- FG Dunlevy 37
VA (6:35 re 2nd)	- Sewell 8 run (Gould kick)
VT (0:12 re 2nd)	- Royal 39 pass from Glennon (Dunlevy kick)
VT (7:51 re 3rd)	- FG Dunlevy 29
VA (2:51 re 3rd)	- Sewell 2 run (Gould kick)
VT (11:50 re 4th)	- Taylor 5 run (Dunlevy kick)
VT (4:56 re 4th)	- FG Dunlevy 26

Team Stats	VT	VA
First downs	20	15
Rushing yds.	46-131	36-97
Passing yds.	299	144
Return yds.	66	37
Passes	17-26-1	17-28-1
Punts-avg.	4-48.2	8-36.8
Fumbles-lost	1-1	1-1
Penalties-yds.	5-44	3-35
Time of poss.	32:17	27:43
Sacks by	6-34	6-39

Taylor 9-17, Morgan 1-7, Team 2-(-13), Glennon 3-(-27); VA, Simpson 16-81, Sewell 17-13, A. Pearman 3-3.

**Passing** — VT, Glennon 13-19-0-260, Taylor 4-6-0-39, Royal 0-1-1-0; VA, Sewell 15-24-1-121, Lalic 2-4-0-23.

**Receiving** — VT, Royal 6-147, Morgan 4-75, Hyman 4-63, Harper 2-11, Ore 1-3; VA, Simpson 6-17, Santi 3-41, Stupar 3-40, Jobe 2-22, M. Covington 1-22, Zidenburg 1-2, Phillips 1-0.

#### Individual Leaders

**Rushing** — VT, Ore 31-147,



Eddie Royal tallied a career-high 147 yards receiving against the Cavaliers, including this game-changing 39-yard touchdown catch just before halftime.

#### Hokies-Cavaliers Game Notes

- Kicker Jud Dunlevy set a personal best when he booted four field goals against Virginia. Dunlevy connected from 20, 37, 29 and 26 yards and has now made 21 field goals on the season, one shy of the school mark of 22 shared by Chris Kinzer (1986) and Shayne Graham (1998).
- True freshman Davon Morgan blocked his first collegiate kick when he smothered a punt in the third quarter. He became the 56<sup>th</sup> player to block a punt during Coach Frank Beamer's 21 seasons at Tech.
- Senior Eddie Royal had a career-high 147 yards receiving on six catches against the Cavaliers. His previous high was 102 yards against Georgia Tech in 2006.
- When Virginia took a 14-13 lead in the second quarter, it marked the first time the Hokies had trailed to the Cavaliers since the third quarter of their 2004 meeting in Blacksburg.



Tech recorded its second blocked punt of the season when freshman Davon Morgan got to the UVA punter on this play.

# GAME 13 Boston College

## DR. PEPPER ACC CHAMPIONSHIP GAME

### Tech Beats BC 30-16 to Claim Atlantic Coast Conference Title

**JACKSONVILLE, Fla.** — After giving up 14 points in the final minutes in a heartbreaking loss to Boston College earlier in the season, Virginia Tech turned the tables on the Eagles with 14 fourth-quarter points of its own to win the Atlantic Coast Conference Championship with a 30-16 victory in the title game at Municipal Stadium.

Trailing 16-7 with less than six minutes remaining in the second quarter, Tech captured the momentum with a little BeamerBall. Following a 14-yard touchdown run by BC quarterback

Matt Ryan, Tech's Duane Brown blocked the extra point kick and teammate Brandon Flowers picked it up and returned it for a 2-point defensive conversion.

Following Flowers' return, the Hokies held Boston College on three plays and regained possession at Tech 20. Quarterback Sean Glennon directed a 10-play, 80-yard drive that knotted the score at 16-all at the half, Glennon completed seven of eight passes during the drive, which was capped by his scrambling 13-yard TD pass to Josh Hyman.

After allowing BC to pick up 20 first downs and 277 yards of total offense during the first half, the Tech defense clamped down over the final 30 minutes, holding the Eagles to four first downs, 112 yards and zero points.

Glennon marched Tech 84 yards in eight plays midway

through the fourth quarter, putting the Hokies on top with a 24-yard TD pass to Eddie Royal. Interceptions by linebackers Vince Hall and Xavier Adibi assured the win, with Adibi slamming the door by returning his pick 40 yards for a score with just 11 seconds left.



The Hokies only sacked BC quarterback Matt Ryan one time – on this play by Barry Booker – but they did not allow him to throw any touchdown passes in the game.



Duane Brown (76) blocked two kicks on the day – this BC field goal try and an extra point attempt that Brandon Flowers returned for a 2-point conversion.

#### Jacksonville Municipal Stadium • Jacksonville, Fla. Dec. 1, 2007 • Attendance: 53,212

Virginia Tech	0	16	0	14	—	30
Boston College	7	9	0	0	—	16

BC (4:10 re 1st)	- Silva 51 fumble return (Aponavicius kick)
BC (11:33 re 2nd)	- FG Aponavicius 37
VT (8:30 re 2nd)	- Morgan 5 pass from Glennon (Dunlevy kick)
BC (5:35 re 2nd)	- Ryan 14 run (kick blocked)
VT (5:35 re 2nd)	- Flowers PAT return
VT (0:43 re 2nd)	- Hyman 13 pass from Glennon (Dunlevy kick)
VT (7:12 re 4th)	- Royal 24 pass from Glennon (Dunlevy kick)
VT (0:11 re 4th)	- Adibi 40 interception return (Dunlevy kick)

Team Stats	VT	BC
First downs	22	24
Rushing yds.	36-98	25-84
Passing yds.	202	305
Return yds.	66	73
Passes	21-33-1	33-52-2
Punts-avg.	7-46.3	4-39.8
Fumbles-lost	1-1	0-0
Penalties-yds.	7-46	5-49
Time of poss.	26:13	33:47
Sacks by	1-6	4-26

#### Individual Leaders

**Rushing** — VT, Ore 19-55, Taylor 9-36, K. Lewis 1-7, Glennon 7-0; BC, Callender 15-51, Ryan 6-35, Whitworth 1-1, Team 3-(-3).  
**Passing** — VT, Glennon 18-27-1-174, Taylor 3-6-0-28; BC, Ryan 33-52-2-305.

**Receiving** — VT, Morgan 8-55, Royal 4-63, Hyman 3-30, Ore 3-15, Harper 2-22, Boone 1-17; BC, Callender 13-92, Challenger 4-45, Gunnell 4-44, Robinson 3-54, Megwa 3-27, Whitworth 3-16, Purvis 2-14, Jarvis 1-13.

#### ACC Championship Game Notes

- Duane Brown became the first Tech player to block two kicks in a game since Angelo Harrison blocked two punts at Pittsburgh in 1995. Brown blocked a 36-yard field goal attempt on BC's opening drive of the game. His block of a PAT kick in the second quarter resulted in the Hokies' first defensive two-point conversion since Ronyell Witaker registered one at Rutgers in 1999.
- Josh Morgan posted a career-best eight catches in the game. His previous best of seven catches came in the 2005 ACC Championship game.
- Senior Josh Hyman recorded his first touchdown reception since his freshman year (2004) when he had five.
- Sean Glennon, who completed 18-of-27 passes for 174 yards and three touchdowns, was named the game's Most Valuable Player. His completion percentage of 66.7 was a record for the event.
- Tech earned its 11th win of the season, tying a school season record set in 1999 and equaled in 2000 and 2005.



# 2007 Superlatives

## Tech Individual Game Highs

Rushes	31	Branden Ore at Virginia (Nov 24, 2007)
Yards Rushing	147	Branden Ore at Virginia (Nov 24, 2007)
TD Rushes	2	Kenny Lewis vs Ohio (Sep 15, 2007) Branden Ore vs Miami (Nov 17, 2007) Tyrod Taylor at Virginia (Nov 24, 2007)
Long Rush	70	Jahre Cheeseman at Georgia Tech (Nov 01, 2007)
Pass attempts	33	Sean Glennon vs East Carolina (Sep 01, 2007)
Pass completions	22	Sean Glennon vs East Carolina (Sep 01, 2007) Sean Glennon at Georgia Tech (Nov 01, 2007)
Yards Passing	296	Sean Glennon at Georgia Tech (Nov 01, 2007)
TD Passes	3	Sean Glennon vs Boston College (Dec 01, 2007)
Long Pass	71	Sean Glennon at Georgia Tech (Nov 01, 2007)
Receptions	8	Josh Morgan vs Boston College (Dec 01, 2007)
Yards Receiving	167	Justin Harper vs Florida State (Nov 10, 2007)
TD Receptions	2	Josh Morgan at Duke (Oct 13, 2007)
Long Reception	71	Josh Morgan at Georgia Tech (Nov 01, 2007)
Field Goals	4	Jud Dunlevy at Virginia (Nov 24, 2007)
Long Field Goal	52	Jud Dunlevy vs North Carolina (Sep 29, 2007)
Punts	8	Brent Bowden at LSU (Sep 08, 2007) Brent Bowden vs William & Mary (Sep 22, 2007) Brent Bowden at Clemson (Oct 06, 2007) Brent Bowden vs Boston College (Oct 25, 2007) Brent Bowden at Virginia (Nov 24, 2007)
Punting Avg	48.2	Brent Bowden vs North Carolina (Sep 29, 2007)
Long Punt	59	Eddie Royal at Clemson (Oct 06, 2007)
Long Punt Return	82	Victor Harris at Clemson (Oct 06, 2007)
Long Kickoff Return	100	Xavier Adibi vs North Carolina (Sep 29, 2007)
Tackles	15	Cam Martin vs North Carolina (Sep 29, 2007)
Sacks	3.0	Barry Booker at Virginia (Nov 24, 2007)
Tackles For Loss	4.5	Purnell Sturdivant vs William & Mary (Sep 22, 2007)
Interceptions	2	Victor Harris at Georgia Tech (Nov 01, 2007)

## Tech Team Game Highs

Rushes	54	vs Florida State (Nov 10, 2007)
Yards Rushing	188	vs Florida State (Nov 10, 2007)
Yards Per Rush	4.6	vs North Carolina (Sep 29, 2007) vs Ohio (Sep 15, 2007) vs Miami (Nov 17, 2007)
TD Rushes	4	vs East Carolina (Sep 01, 2007) vs Ohio (Sep 15, 2007) at Georgia Tech (Nov 01, 2007) vs Boston College (Dec 01, 2007)
Pass attempts	33	vs East Carolina (Sep 01, 2007) at Georgia Tech (Nov 01, 2007)
Pass completions	22	vs East Carolina (Sep 01, 2007) at Georgia Tech (Nov 01, 2007) at Duke (Oct 13, 2007)
Yards Passing	346	at Duke (Oct 13, 2007)
Yards Per Pass	11.5	at Duke (Oct 13, 2007)
TD Passes	3	at Duke (Oct 13, 2007) vs Boston College (Dec 01, 2007)
Total Plays	79	at Georgia Tech (Nov 01, 2007)
Total Offense	481	at Georgia Tech (Nov 01, 2007)
Yards Per Play	6.5	at Duke (Oct 13, 2007)
Points	44	vs William & Mary (Sep 22, 2007) vs Miami (Nov 17, 2007)
Sacks By	6	vs North Carolina (Sep 29, 2007) at Virginia (Nov 24, 2007)
First Downs	24	vs Ohio (Sep 15, 2007)
Penalties	11	vs William & Mary (Sep 22, 2007)
Penalty Yards	95	vs William & Mary (Sep 22, 2007) at Duke (Oct 13, 2007)
Turnovers	3	vs East Carolina (Sep 01, 2007)
Interceptions By	5	at Georgia Tech (Nov 01, 2007)

## Opponent Individual Game Highs

Rushes	22	Calvin McRae vs Ohio (Sep 15, 2007)
Yards Rushing	126	Keiland Williams at LSU (Sep 08, 2007)
TD Rushes	2	Keiland Williams at LSU (Sep 08, 2007) Jameel Sewell at Virginia (Nov 24, 2007)
Long Rush	67	Keiland Williams at LSU (Sep 08, 2007)
Pass attempts	66	Cullen Harper at Clemson (Oct 06, 2007)
Pass completions	38	Cullen Harper at Clemson (Oct 06, 2007)
Yards Passing	372	Cullen Harper at Clemson (Oct 06, 2007)
TD Passes	2	Ryan Perrilloux at LSU (Sep 08, 2007) Cullen Harper at Clemson (Oct 06, 2007) Matt Ryan vs Boston College (Oct 25, 2007)
Long Pass	56	Matt Flynn at LSU (Sep 08, 2007)
Receptions	13	Andre Callender vs Boston College (Dec 01, 2007)
Yards Receiving	174	Aaron Kelly at Clemson (Oct 06, 2007)
TD Receptions	1	Early Doucet at LSU (Sep 08, 2007) Terrance Toliver at LSU (Sep 08, 2007) Tyler Grisham at Clemson (Oct 06, 2007)
Long Reception	56	Aaron Kelly at Clemson (Oct 06, 2007)
Field Goals	3	Brandon King at Duke (Oct 13, 2007) Rich Gunnell vs Boston College (Oct 25, 2007)
Long Field Goal	50	Andre Callender vs Boston College (Oct 25, 2007)
Punts	13	De'Cody Fagg vs Florida State (Nov 10, 2007)
Punting Avg	51.7	Leonard Hankerson vs Miami (Nov 17, 2007)
Long Punt	75	Brandon LaFell at LSU (Sep 08, 2007)
Long Punt Return	38	Gary Cismesia vs Florida State (Nov 10, 2007)
Long Kickoff Return	34	Gary Cismesia vs Florida State (Nov 10, 2007)
Tackles	14	Matt Schulte vs Ohio (Sep 15, 2007)
Sacks	3.0	Matt Bosher vs Miami (Nov 17, 2007)
Tackles For Loss	3.5	Matt Bosher vs Miami (Nov 17, 2007)
Interceptions	1	C.J. Spiller at Clemson (Oct 06, 2007) Darnell Jenkins vs Miami (Nov 17, 2007)

## Opponent Team Game Highs

Rushes	45	vs North Carolina (Sep 29, 2007)
Yards Rushing	297	at LSU (Sep 08, 2007)
Yards Per Rush	7.2	at LSU (Sep 08, 2007)
TD Rushes	4	at LSU (Sep 08, 2007)
Pass attempts	67	at Clemson (Oct 06, 2007)
Pass completions	38	at Clemson (Oct 06, 2007)
Yards Passing	372	at Clemson (Oct 06, 2007)
Yards Per Pass	9.4	at LSU (Sep 08, 2007)
TD Passes	2	at LSU (Sep 08, 2007) at Clemson (Oct 06, 2007) vs Boston College (Oct 25, 2007)
Total Plays	90	at Clemson (Oct 06, 2007)
Total Offense	598	at LSU (Sep 08, 2007)
Yards Per Play	8.2	at LSU (Sep 08, 2007)
Points	48	at LSU (Sep 08, 2007)
Sacks By	6	at Georgia Tech (Nov 01, 2007) at Virginia (Nov 24, 2007)
First Downs	28	at LSU (Sep 08, 2007)
Penalties	12	vs East Carolina (Sep 01, 2007)
Penalty Yards	83	vs Boston College (Oct 25, 2007)
Turnovers	6	at Georgia Tech (Nov 01, 2007)
Interceptions By	1	vs East Carolina (Sep 01, 2007) at LSU (Sep 08, 2007) vs North Carolina (Sep 29, 2007) at Duke (Oct 13, 2007) vs Florida State (Nov 10, 2007) at Virginia (Nov 24, 2007) vs Boston College (Dec 01, 2007)



# 2007 Statistics

RECORD:	OVERALL	HOME	AWAY	NEUTRAL
ALL GAMES	11-2-0	6-1-0	4-1-0	1-0-0
CONFERENCE	7-1-0	3-1-0	4-0-0	0-0-0
NON-CONFERENCE	4-1-0	3-0-0	0-1-0	1-0-0

Date	Opponent	Score	Attend
Sep 01, 2007	EAST CAROLINA	W 17-7	66233
Sep 08, 2007	at #2 LSU	L 7-48	92739
Sep 15, 2007	OHIO	W 28-7	66233
Sep 22, 2007	WILLIAM & MARY	W 44-3	66233
* Sep 29, 2007	NORTH CAROLINA	W 17-10	66233
* Oct 06, 2007	at #22 Clemson	W 41-23	82000
* Oct 13, 2007	at Duke	W 43-14	23691
* Oct 25, 2007	#2 BOSTON COLLEGE	L 10-14	66233
* Nov 01, 2007	at Georgia Tech	W 27-3	52202
* Nov 10, 2007	FLORIDA STATE	W 40-21	66233
* Nov 17, 2007	MIAMI	W 44-14	66233
* Nov 24, 2007	at #16 Virginia	W 33-21	61711
# Dec 01, 2007	vs #12 Boston College	W 30-16	53212

\* - Atlantic Coast Conference Game # - ACC Championship Game

SCORE BY QUARTERS	1st	2nd	3rd	4th	Total
Virginia Tech	103	124	62	92	381
Opponents	44	61	39	57	201

RUSHING	GP-GS	Att	Gain	Loss	Net	Avg	TD	Long	Avg/G
Branden Ore	13	244	940	64	876	3.6	8	34	67.4
Tyrod Taylor	10	97	559	128	431	4.4	6	52	43.1
Kenny Lewis	13	53	209	26	183	3.5	4	44	14.1
Jahre Cheeseman	13	20	135	3	132	6.6	1	70	10.2
Eddie Royal	12	7	115	4	111	15.9	0	53	9.2
Dustin Pickle	13	11	64	17	47	4.3	0	28	3.6
Cory Holt	2	5	19	9	10	2.0	0	8	5.0
Josh Morgan	13	3	12	4	8	2.7	0	7	0.6
Carlton Weatherford	13	5	4	0	4	0.8	1	3	0.3
Josh Hyman	13	2	6	2	4	2.0	0	6	0.3
Kenny Jefferson	7	1	0	1	-1	-1.0	0	0	-0.1
Sean Glennon	12	59	118	155	-37	-0.6	1	12	-3.1
TEAM	10	11	0	32	-32	-2.9	0	0	-3.2
Total	13	518	2181	445	1736	3.4	21	70	133.5
Opponents	13	406	1536	418	1118	2.8	13	67	86.0

PASSING	GP-GS	Effic	Cmp-Att-Int	Pct	Yards	TD	Long	Avg/G
Sean Glennon	12	143.83	130-207-3	62.8	1636	11	71	136.3
Tyrod Taylor	10	122.48	71-131-2	54.2	916	5	59	91.6
Cory Holt	2	68.17	4-7-1	57.1	33	0	22	16.5
Eddie Royal	12	-100.00	0-2-1	0.0	0	0	0	0.0
TEAM	10	0.00	0-1-0	0.0	0	0	0	0.0
Total	13	132.45	205-348-7	58.9	2585	16	71	198.8
Opponents	13	97.93	256-480-21	53.3	2695	9	56	207.3

TEAM STATISTICS	VT	OPP
SCORING	381	201
Points Per Game	29.3	15.5
FIRST DOWNS	218	207
Rushing	88	61
Passing	118	125
Penalty	12	21
RUSHING YARDAGE	1736	1118
Yards gained rushing	2181	1536
Yards lost rushing	445	418
Rushing Attempts	518	406
Average Per Rush	3.4	2.8
Average Per Game	133.5	86.0
TDs Rushing	21	13
PASSING YARDAGE	2585	2695
Att-Comp-Int	348-205-7	480-256-21
Average Per Pass	7.4	5.6
Average Per Catch	12.6	10.5
Average Per Game	198.8	207.3
TDs Passing	16	9
TOTAL OFFENSE	4321	3813
Total Plays	866	886
Average Per Play	5.0	4.3
Average Per Game	332.4	293.3
KICK RETURNS: #-Yards	40-731	60-1128
PUNT RETURNS: #-Yards	40-574	26-192
INT RETURNS: #-Yards	21-338	7-115
KICK RETURN AVERAGE	18.3	18.8
PUNT RETURN AVERAGE	14.4	7.4
INT RETURN AVERAGE	16.1	16.4
FUMBLES-LOST	23-10	21-9
PENALTIES-Yards	88-752	82-617
Average Per Game	57.8	47.5
PUNTS-Yards	84-3570	99-4089
Average Per Punt	42.5	41.3
Net punt average	37.4	34.1
TIME OF POSSESSION/Game	29:48	30:12
3RD-DOWN Conversions	70/196	59/206
3rd-Down Pct	36%	29%
4TH-DOWN Conversions	4/8	8/22
4th-Down Pct	50%	36%
SACKS BY-Yards	43-284	49-265
MISC YARDS	20	0
TOUCHDOWNS SCORED	45	24
FIELD GOALS-ATTEMPTS	21-24	11-13
ON-SIDE KICKS	1-1	1-3
RED-ZONE SCORES	40-43 93%	25-34 74%
RED-ZONE TOUCHDOWNS	26-43 60%	17-34 50%
PAT-ATTEMPTS	42-44 95%	20-21 95%
ATTENDANCE	463631	312343
Games/Avg Per Game	7/66233	5/62469
Neutral Site Games		1/53212

DEFENSIVE LEADERS	GP	Solo	Asst	Total	TFL/Yds	Sacks	Pass Def	Fumbles	Blkd
Xavier Adibi	13-13	50	58	108	12.0-23	3.0-4	2-71	5 7 7	.
Vince Hall	9-9	30	62	92	6.5-28	3.5-23	1-6	3 4 4	.
Brandon Flowers	13-13	51	28	79	7.0-22	.	5-93	8 13 3	1-0
Cam Martin	13-12	40	37	77	8.0-54	4.5-37	1-9	6 7 3	1-16
Kam Chancellor	13-13	36	36	72	1.0-6	0.5-6	1-23	5 6 3	1-0
DJ Parker	13-13	30	27	57	1.5-1	.	2-32	6 8	.
Orion Martin	13-13	24	27	51	8.5-46	4.5-31	.	5 5 14	3
Chris Ellis	13-13	22	27	49	9.0-51	8.5-49	1-5	5 6 38	3-0
Barry Booker	13-13	20	23	43	10.5-39	4.0-29	.	1 2 24	2
Brett Warren	13-4	23	20	43	5.5-36	3.5-29	1-24	1 1 7	1-0
Carlton Powell	13-12	9	27	36	6.0-23	2.5-17	.	.	13
Victor Harris	13-13	20	14	34	.	.	5-61	11 16	.
Cody Grimm	13-1	11	10	21	.	.	.	.	.
Nekos Brown	13-0	10	11	21	3.5-16	2.0-12	.	.	8
Stephan Virgil	13-0	7	11	18	1.0-6	1.0-6	.	2 2	.
Jason Worilds	12-0	9	8	17	4.5-26	2.5-16	.	.	15
Dorian Porch	13-0	8	9	17	0.5-1	.	.	.	2-0
Zach Luckett	13-0	8	7	15	.	.	.	.	.
Purnell Sturdivant	13-0	6	6	12	2.5-16	2.0-16	2-14	2 2	.
Davon Morgan	13-0	5	6	11	.	.	1 1	1	1
John Graves	13-0	5	5	10	2.5-4	.	1 1	11	.
Jonas Houseright	12-0	4	5	9	.	.	.	.	10
Kory Robertson	13-1	3	5	8	.	.	.	.	.
Rashad Carmichael	13-0	5	3	8	1.0-3	.	1 1	.	.
Jahre Cheeseman	13-0	6	2	8	.	.	.	.	1
Dustin Pickle	13-0	1	6	7	.	.	.	.	.
Matt Reidy	13-0	2	4	6	.	.	.	.	.
Cordarrow Thompson	9-0	1	3	4	1.5-10	1.0-9	.	4	.
Greg Boone	13-6	2	2	4	.	.	.	.	.
Andre Smith	12-1	2	1	3	.	.	.	.	.
Bart McMillin	13-0	1	2	3	.	.	.	.	.
Jared Develli	8-0	1	2	3	.	.	.	.	.
Daryl Robertson	2-0	.	3	3	0.5-1	.	.	.	.
Demetrius Taylor	9-0	.	3	3	.	.	.	.	.
Brandon Dillard	13-0	2	1	3	.	.	.	.	.
Josh Hyman	13-2	2	.	2	.	.	.	.	.
Steven Friday	3-0	1	1	2	.	.	.	3	.
Duane Brown	13-13	1	1	2	.	.	.	.	2
Kenny Younger	13-0	1	.	1	.	.	.	.	.
Brent Bowden	13-0	1	.	1	.	.	.	.	.
Eddie Royal	12-11	1	.	1	.	.	.	.	.
Nick Marshman	13-13	1	.	1	.	.	.	.	.
Mario Edwards	4-0	.	1	1	.	.	.	.	.
Sam Wheeler	9-8	1	.	1	.	.	.	.	.
Jud Dunlevy	13-0	.	1	1	.	.	.	.	.
Corey Gordon	9-0	1	.	1	.	.	.	.	.
Jacob Gardner	1-0	.	1	1	.	.	.	.	.
Tyrod Taylor	10-5	1	.	1	.	.	.	.	.
Billy Gorham	10-0	.	1	1	.	.	.	.	.
Matt Finnegan	12-0	1	.	1	.	.	.	.	.
TEAM	10-0	.	.	.	.	.	.	.	1
Total	466	507	973	93-412	43-284	21-338	61 82 169	9-16 10 4 1	
Opponents	519	454	973	110-426	49-265	7-115	33 40 40	10-54 12 1 1	



RECEIVING	GP-GS	No.	Yards	Avg	TD	Long	Avg/G
Josh Morgan	13	43	522	12.1	5	71	40.2
Justin Harper	13	37	571	15.4	4	48	43.9
Eddie Royal	12	32	485	15.2	4	56	40.4
Josh Hyman	13	25	339	13.6	1	41	26.1
Branden Ore	13	19	140	7.4	1	34	10.8
Sam Wheeler	9	15	211	14.1	1	38	23.4
Greg Boone	13	9	123	13.7	0	32	9.5
Andre Smith	12	6	87	14.5	0	22	7.2
Carlton Weatherford	13	6	26	4.3	0	10	2.0
Kenny Lewis	13	4	20	5.0	0	12	1.5
Ike Whitaker	7	3	17	5.7	0	9	2.4
Chris Drager	4	2	23	11.5	0	14	5.8
Zach Lucket	13	2	18	9.0	0	9	1.4
Kenny Jefferson	7	1	2	2.0	0	2	0.3
Devin Perez	13	1	1	1.0	0	1	0.1
Total	13	205	2585	12.6	16	71	198.8
Opponents	13	256	2695	10.5	9	56	207.3

PUNT RETURNS	No.	Yards	Avg	TD	Long
Eddie Royal	30	454	15.1	2	82
Victor Harris	5	37	7.4	0	13
Stephan Virgil	1	18	18.0	0	0
Davon Morgan	1	12	12.0	0	0
Josh Morgan	1	12	12.0	0	12
Justin Harper	1	43	43.0	0	43
TEAM	1	-2	-2.0	0	0
Total	40	574	14.4	2	82
Opponents	26	192	7.4	0	38

INTERCEPTIONS	No.	Yards	Avg	TD	Long
Brandon Flowers	5	93	18.6	1	49
Victor Harris	5	61	12.2	1	44
DJ Parker	2	32	16.0	1	32
Xavier Adibi	2	71	35.5	1	40
Purnell Sturdivant	2	14	7.0	0	14
Brett Warren	1	24	24.0	0	24
Chris Ellis	1	5	5.0	1	5
Kam Chancellor	1	23	23.0	0	23
Cam Martin	1	9	9.0	0	9
Vince Hall	1	6	6.0	0	6
Total	21	338	16.1	5	49
Opponents	7	115	16.4	1	40

KICK RETURNS	No.	Yards	Avg	TD	Long
Josh Morgan	13	227	17.5	0	34
Eddie Royal	12	228	19.0	0	41
Victor Harris	6	208	34.7	1	100
Devin Perez	4	25	6.2	0	9
Billy Gorham	3	12	4.0	0	6
Brandon Dillard	1	23	23.0	0	23
Branden Ore	1	8	8.0	0	8
Total	40	731	18.3	1	100
Opponents	60	1128	18.8	0	34

FUMBLE RETURNS	No.	Yards	Avg	TD	Long
Cam Martin	1	16	16.0	0	16
Total	1	16	16.0	0	16
Opponents	2	54	27.0	1	51

SCORING	TD	FGs	PATs					Points
			Kick	Rush	Rcv	Pass	Saf	
Jud Dunlevy	0	21-24	42-44	0-0	0	0-0	0	105
Branden Ore	9	0-0	0-0	0-0	0	0-0	0	54
Tyrod Taylor	6	0-0	0-0	0-0	0	1-1	0	36
Eddie Royal	6	0-0	0-0	0-0	0	0-0	0	36
Josh Morgan	5	0-0	0-0	0-0	0	0-0	0	30
Justin Harper	4	0-0	0-0	0-0	0	0-0	0	24
Kenny Lewis	4	0-0	0-0	0-0	0	0-0	0	24
Victor Harris	2	0-0	0-0	0-0	0	0-0	0	12
Brandon Flowers	1	0-0	0-0	0-0	0	0-0	0	8
Chris Ellis	1	0-0	0-0	0-0	0	0-0	0	6
DJ Parker	1	0-0	0-0	0-0	0	0-0	0	6
Xavier Adibi	1	0-0	0-0	0-0	0	0-0	0	6
Jahre Cheeseman	1	0-0	0-0	0-0	0	0-0	0	6
Carlton Weatherford	1	0-0	0-0	0-0	0	0-0	0	6
Sam Wheeler	1	0-0	0-0	0-0	0	0-0	0	6
Josh Hyman	1	0-0	0-0	0-0	0	0-0	0	6
Sean Glennon	1	0-0	0-0	0-0	0	0-0	0	6
Zach Lucket	0	0-0	0-0	0-0	1	0-0	0	2
TEAM	0	0-0	0-0	0-0	0	0-0	1	2
Total	45	21-24	42-44	0-0	1	1-1	1	381
Opponents	24	11-13	20-21	0-0	1	1-3	1	201

TOTAL OFFENSE	G	Plays	Rush	Pass	Total	Avg/G
Sean Glennon	12	266	-37	1636	1599	133.2
Tyrod Taylor	10	228	431	916	1347	134.7
Branden Ore	13	244	876	0	876	67.4
Kenny Lewis	13	53	183	0	183	14.1
Jahre Cheeseman	13	20	132	0	132	10.2
Eddie Royal	12	9	111	0	111	9.2
Dustin Pickle	13	11	47	0	47	3.6
Cory Holt	2	12	10	33	43	21.5
Josh Morgan	13	3	8	0	8	0.6
Josh Hyman	13	2	4	0	4	0.3
Carlton Weatherford	13	5	4	0	4	0.3
Kenny Jefferson	7	1	-1	0	-1	-0.1
TEAM	10	12	-32	0	-32	-3.2
Total	13	866	1736	2585	4321	332.4
Opponents	13	886	1118	2695	3813	293.3

FIELD GOALS	FGM-FGA	Pct	01-19	20-29	30-39	40-49	50-99	Lg	Blk
Jud Dunlevy	21-24	87.5	0-0	10-10	4-4	6-8	1-2	52	0

FG SEQUENCE	Virginia Tech	OPPONENTS
East Carolina	(25)	-
LSU	-	(30),(28)
Ohio	-	-
William & Mary	(25),(27),(38)	(22),33
North Carolina	(52)	(32)
Clemson	(32),(47)	(33),(30)
Duke	(42),(44),42,(29)	-
Boston College	(44)	-
Georgia Tech	(28),41,(28)	(24)
Florida State	52,(22)	(41),(39),(50)
Miami	(40),(44),(37)	-
Virginia	(20),(37),(29),(26)	-
Boston College	-	36,(37)

Numbers in parentheses indicate field goal was made.

PUNTING	No.	Yards	Avg	Long	TB	FC	I20	Blkd
Brent Bowden	83	3549	42.8	59	12	19	27	0
Jud Dunlevy	1	21	21.0	21	0	0	1	0
Total	84	3570	42.5	59	12	19	28	0
Opponents	99	4089	41.3	75	7	20	26	2

KICKOFFS	No.	Yards	Avg	TB	OB	Retn	Net	YdLn
Jud Dunlevy	40	2552	63.8	7	0			
Jared Develli	38	2491	65.6	12	0			
Brent Bowden	1	48	48.0	0	0			
Total	79	5091	64.4	19	0	1128	45.4	24
Opponents	46	2579	56.1	3	3	731	38.9	31

ALL-PURPOSE	GP	Rush	Rcv	PR	KR	IR	Total	Avg/G
Eddie Royal	12	111	485	454	228	0	1278	106.5
Branden Ore	13	876	140	0	8	0	1024	78.8
Josh Morgan	13	8	522	12	227	0	769	59.2
Justin Harper	13	0	571	43	0	0	614	47.2
Tyrod Taylor	10	431	0	0	0	0	431	43.1
Josh Hyman	13	4	339	0	0	0	343	26.4
Victor Harris	13	0	0	37	208	61	306	23.5
Sam Wheeler	9	0	211	0	0	0	211	23.4
Kenny Lewis	13	183	20	0	0	0	203	15.6
Jahre Cheeseman	13	132	0	0	0	0	132	10.2
Greg Boone	13	0	123	0	0	0	123	9.5
Brandon Flowers	13	0	0	0	0	93	93	7.2
Andre Smith	12	0	87	0	0	0	87	7.2
Xavier Adibi	13	0	0	0	0	71	71	5.5
Dustin Pickle	13	47	0	0	0	0	47	3.6
DJ Parker	13	0	0	0	0	32	32	2.5
Carlton Weatherford	13	4	26	0	0	0	30	2.3
Devin Perez	13	0	1	0	25	0	26	2.0
Brett Warren	13	0	0	0	0	24	24	1.8
Chris Drager	4	0	23	0	0	0	23	5.8
Brandon Dillard	13	0	0	0	23	0	23	1.8
Kam Chancellor	13	0	0	0	0	23	23	1.8
Stephan Virgil	13	0	0	18	0	0	18	1.4
Zach Lucket	13	0	18	0	0	0	18	1.4
Ike Whitaker	7	0	17	0	0	0	17	2.4
Purnell Sturdivant	13	0	0	0	0	14	14	1.1
Davon Morgan	13	0	0	12	0	0	12	0.9
Billy Gorham	10	0	0	0	12	0	12	1.2
Cory Holt	2	10	0	0	0	0	10	5.0
Cam Martin	13	0	0	0	0	9	9	0.7
Vince Hall	9	0	0	0	0	6	6	0.7
Chris Ellis	13	0	0	0	0	5	5	0.4
Kenny Jefferson	7	-1	2	0	0	0	1	0.1
Sean Glennon	12	-37	0	0	0	0	-37	-3.1
TEAM	10	-32	0	-2	0	0	-34	-3.4
Total	13	1736	2585	574	731	338	5964	458.8
Opponents	13	1118	2695	192	1128	115	5248	403.7



## 2007 ACC Statistics

RUSHING	Team	Cl	G	Att	Yds	Avg	TD	Long	Yds/G
Tashard Choice	GT	SR	11	249	1310	5.3	10	73	119.1
James Davis	CU	JR	12	191	992	5.2	9	70	82.7
Josh Adams	WF	FR	11	200	887	4.4	10	83	80.6
Andre Callender	BC	SR	13	206	956	4.6	9	69	73.5
Keon Lattimore	MD	SR	11	206	789	3.8	13	42	71.7
<b>Brandon Ore</b>	<b>VT</b>	<b>JR</b>	<b>13</b>	<b>244</b>	<b>876</b>	<b>3.6</b>	<b>8</b>	<b>34</b>	<b>67.4</b>
Lance Ball	MD	SR	12	172	763	4.4	12	32	63.6
Graig Cooper	UM	FR	11	125	682	5.5	4	56	62.0
Antone Smith	FS	JR	11	174	661	3.8	3	49	60.1

PASS EFFICIENCY	Team	Cl	G	Att	Cmp	Int	Pct.	Yds	TD	Eff.
Cullen Harper	CU	JR	12	400	268	6	67.0	2887	27	146.9
<b>Sean Glennon</b>	<b>VT</b>	<b>JR</b>	<b>12</b>	<b>207</b>	<b>130</b>	<b>3</b>	<b>62.8</b>	<b>1636</b>	<b>11</b>	<b>143.8</b>
Chris Turner	MD	SO	10	212	136	5	64.2	1753	5	136.7
Riley Skinner	WF	SO	10	288	207	12	71.9	1936	11	132.6
Matt Ryan	BC	SR	13	607	366	18	60.3	4258	28	128.5
Thaddeus Lewis	DU	SO	12	360	199	10	55.3	2430	21	125.7
Kyle Wright	UM	SR	10	241	141	14	58.5	1747	12	124.2
T.J. Yates	NC	FR	12	365	218	18	59.7	2655	14	123.6
Drew Weatherford	FS	JR	10	270	159	1	58.9	1773	8	123.1

FIELD GOAL PCT	Team	Cl	G	FG	FGA	Long	Pct.
Steven Hauschka	ST	SR	12	16	18	49	88.9
<b>Jud Dunlevy</b>	<b>VT</b>	<b>SR</b>	<b>13</b>	<b>21</b>	<b>24</b>	<b>52</b>	<b>87.5</b>
Connor Barth	NC	SR	12	19	22	51	86.4
Sam Swank	WF	JR	12	17	20	52	85.0
Travis Bell	GT	SR	12	23	28	51	82.1
Gary Cismesia	FS	SR	12	27	33	60	81.8
Chris Gould	VA	SR	12	15	19	51	78.9
Obi Egekeze	MD	JR	12	17	22	46	77.3
Steve Aponavicius	BC	JR	13	11	17	45	64.7

PAT KICKING PCT	Team	Cl	G	Made	Att	Pct.
Mark Buchholz	CU	JR	12	46	46	100.0
Sam Swank	WF	JR	12	41	41	100.0
Obi Egekeze	MD	JR	12	34	34	100.0
Travis Bell	GT	SR	12	33	33	100.0
Steven Hauschka	ST	SR	12	25	25	100.0
Gary Cismesia	FS	SR	12	24	25	96.0
Francesco Zampogna	UM	SR	10	23	24	95.8
<b>Jud Dunlevy</b>	<b>VT</b>	<b>SR</b>	<b>13</b>	<b>42</b>	<b>44</b>	<b>95.5</b>
Chris Gould	VA	SR	12	32	34	94.1

SCORING	Team	Cl	G	TD	XPT	FG	2XP	Pts	Pts/G
Mark Buchholz	CU	JR	12	0	46	20	2	106	8.8
Gary Cismesia	FS	SR	12	0	24	27	0	105	8.8
Travis Bell	GT	SR	12	0	33	23	0	102	8.5
<b>Jud Dunlevy</b>	<b>VT</b>	<b>SR</b>	<b>13</b>	<b>0</b>	<b>42</b>	<b>21</b>	<b>0</b>	<b>105</b>	<b>8.1</b>
Sam Swank	WF	JR	12	0	41	17	0	92	7.7
Keon Lattimore	MD	SR	11	13	0	0	0	78	7.1
Obi Egekeze	MD	JR	12	0	34	17	0	85	7.1
Connor Barth	NC	SR	12	0	21	19	0	78	6.5
Chris Gould	VA	SR	12	0	32	15	0	77	6.4
Andre Callender	BC	SR	13	13	0	0	2	80	6.2

SCORING (KICK)	Team	Cl	G	PATs	FGs	Pts	Pts/G
Mark Buchholz	CU	JR	12	46-46	20-32	106	8.8
Gary Cismesia	FS	SR	12	24-25	27-33	105	8.8
Travis Bell	GT	SR	12	33-33	23-28	102	8.5
<b>Jud Dunlevy</b>	<b>VT</b>	<b>SR</b>	<b>13</b>	<b>42-44</b>	<b>21-24</b>	<b>105</b>	<b>8.1</b>
Sam Swank	WF	JR	12	41-41	17-20	92	7.7
Obi Egekeze	MD	JR	12	34-34	17-22	85	7.1
Connor Barth	NC	SR	12	21-23	19-22	78	6.5
Chris Gould	VA	SR	12	32-34	15-19	77	6.4
Steven Hauschka	ST	SR	12	25-25	16-18	73	6.1

PUNT RETURN AVG	Team	Cl	G	Ret	Yds	TD	Long	Avg
<b>Eddie Royal</b>	<b>VT</b>	<b>SR</b>	<b>12</b>	<b>30</b>	<b>454</b>	<b>2</b>	<b>82</b>	<b>15.1</b>
Darrell Blackman	ST	SR	12	26	322	0	57	12.4
Kenneth Moore	WF	SR	12	30	329	1	55	11.0
Preston Parker	FS	SO	12	30	312	0	44	10.4
Vic Hall	VA	SO	12	23	230	0	67	10.0
Brandon Tate	NC	JR	12	23	216	1	58	9.4
Tyler Evans	GT	SO	12	34	315	0	25	9.3
C.J. Spiller	CU	SO	12	15	129	0	38	8.6
Danny Oquendo	MD	JR	9	15	123	0	19	8.2
Leon Wright	DU	SO	12	15	85	0	26	5.7

ALL PURPOSE	Team	Cl	G	Rush	Rcv	PR	KR	Yds	Avg/G
Brandon Tate	NC	JR	12	131	479	216	939	1765	147.1
Kenneth Moore	WF	SR	12	318	899	329	139	1685	140.4
Andre Callender	BC	SR	13	956	705	0	117	1778	136.8
Darrell Blackman	ST	SR	12	12	593	322	697	1624	135.3
Tashard Choice	GT	SR	11	1310	101	0	0	1411	128.3
C.J. Spiller	CU	SO	12	656	276	129	444	1505	125.4
Preston Parker	FS	SO	12	269	686	312	80	1347	112.2
<b>Eddie Royal</b>	<b>VT</b>	<b>SR</b>	<b>12</b>	<b>111</b>	<b>485</b>	<b>454</b>	<b>228</b>	<b>1278</b>	<b>106.5</b>
Aaron Kelly	CU	JR	12	0	1045	8	115	1168	97.3
Kevin Marion	WF	SR	12	78	186	0	876	1140	95.0

## TACKLES (All positions)

Player	Team	Cl	G	Pos	Solo	Ast	Total	Avg/G	Sack
Erin Henderson	MD	JR	11	LB	54	68	122	11.1	1.0
Durrell Mapp	NC	SR	12	LB	82	50	132	11.0	3.0
Dave Philistin	MD	JR	12	LB	51	70	121	10.1	0.0
Michael Tauiliili	DU	JR	11	LB	53	55	108	9.8	4.0
Vincent Rey	DU	SO	12	LB	49	62	111	9.2	2.5
Jamie Silva	BC	SR	13	S	75	40	115	8.8	1.5
Jon Copper	VA	JR	12	LB	52	51	103	8.6	3.0
Chip Vaughn	WF	JR	12	S	61	39	100	8.3	0.0
Nick Watkins	CU	SR	12	LB	61	39	100	8.3	1.0
Tavares Gooden	UM	SR	12	LB	60	40	100	8.3	0.0
<b>Xavier Adibi</b>	<b>VT</b>	<b>SR</b>	<b>13</b>	<b>LB</b>	<b>50</b>	<b>58</b>	<b>108</b>	<b>8.3</b>	<b>3.0</b>
Dajuan Morgan	ST	JR	12	DB	73	24	97	8.1	0.0
Aaron Curry	WF	JR	12	LB	60	36	96	8.0	2.0
Ernest Jones	ST	SR	12	LB	40	51	91	7.6	1.0
Derek Nicholson	FS	JR	12	LB	49	37	86	7.2	0.5
Jo-Lonn Dunbar	BC	SR	12	LB	45	38	83	6.9	0.0
Kenny Phillips	UM	JR	12	S	54	28	82	6.8	0.0
Mark Herzlich	BC	SO	13	LB	48	38	86	6.6	1.5
Philip Wheeler	GT	SR	12	LB	40	38	78	6.5	6.0
Clint Sintim	VA	JR	12	LB	43	33	76	6.3	8.0
Moise Fokou	MD	JR	12	LB	41	35	76	6.3	2.0
Chris Long	VA	SR	12	DE	35	40	75	6.2	14.0
Colin McCarthy	UM	SO	11	LB	38	30	68	6.2	2.0
Michael Hamlin	CU	JR	12	S	47	26	73	6.1	0.0
<b>Brandon Flowers</b>	<b>VT</b>	<b>JR</b>	<b>13</b>	<b>CB</b>	<b>51</b>	<b>28</b>	<b>79</b>	<b>6.1</b>	<b>0.0</b>
Geno Hayes	FS	JR	12	LB	48	24	72	6.0	5.0
<b>Cam Martin</b>	<b>VT</b>	<b>SO</b>	<b>13</b>	<b>LB</b>	<b>40</b>	<b>37</b>	<b>77</b>	<b>5.9</b>	<b>4.5</b>
Chris Clemons	CU	JR	12	S	43	28	71	5.9	0.0
Chris Davis	DU	SR	12	DB	36	34	70	5.8	0.5
James Martin II	ST	SR	11	LB	30	34	64	5.8	1.5
Tramaine Billie	CU	SR	12	LB	45	24	69	5.8	1.0
Gary Guyton	GT	SR	12	LB	37	31	68	5.7	5.0
Leon Wright	DU	SO	12	DB	54	13	67	5.6	0.0
<b>Kam Chancellor</b>	<b>VT</b>	<b>SO</b>	<b>13</b>	<b>ROV</b>	<b>36</b>	<b>36</b>	<b>72</b>	<b>5.5</b>	<b>0.5</b>
Glenn Williams	DU	JR	12	DB	37	29	66	5.5	0.5
Jamal Lewis	GT	SR	12	S	38	28	66	5.5	1.5

SACKS	Team	Cl	G	Pos	Solo	Ast	Yds	Total	Avg/G
Chris Long	VA	SR	12	DE	14	0	122	14.0	1.17
Hilee Taylor	NC	SR	12	DE	9	3	85	10.5	0.88
Alex Albright	BC	SO	11	DE	8	1	57	8.5	0.77
Vance Walker	GT	JR	12	DT	7	3	57	8.5	0.71
Clint Sintim	VA	JR	12	LB	8	0	42	8.0	0.67
<b>Chris Ellis</b>	<b>VT</b>	<b>SR</b>	<b>13</b>	<b>DE</b>	<b>7</b>	<b>3</b>	<b>49</b>	<b>8.5</b>	<b>0.65</b>
Nick Larkin	BC	SR	10	DE	5	2	29	6.0	0.60
Vegas Franklin	UM	SR	12	DL	6	2	45	7.0	0.58

FUMBLES RCVD	Team	Cl	G	Num	Avg/G
Erin Henderson	MD	JR	11	4	0.36
Zach Stukes	WF	SR	12	3	0.25
Tavares Gooden	UM	SR	12	3	0.25
<b>Chris Ellis</b>	<b>VT</b>	<b>SR</b>	<b>13</b>	<b>3</b>	<b>0.23</b>
<b>Dorian Porch</b>	<b>VT</b>	<b></b>			





# Regular-Season Team Ranking

TOTAL OFFENSE	G	Rush	Pass	Plays	Yards	Avg/P	TD	Yds/G
Boston College	13	1389	4286	1004	5675	5.7	45	436.5
Clemson	12	1906	3043	890	4949	5.6	46	412.4
Georgia Tech	12	2430	2195	839	4625	5.5	34	385.4
Florida State	12	1453	2867	829	4320	5.2	24	360.0
Maryland	12	1768	2439	824	4207	5.1	35	350.6
NC State	12	1071	2948	857	4019	4.7	26	334.9
Wake Forest	12	1718	2295	868	4013	4.6	31	334.4
<b>Virginia Tech</b>	<b>13</b>	<b>1736</b>	<b>2585</b>	<b>866</b>	<b>4321</b>	<b>5.0</b>	<b>37</b>	<b>332.4</b>
Virginia	12	1514	2436	843	3950	4.7	33	329.2
North Carolina	12	1190	2714	770	3904	5.1	26	325.3
Miami	12	1747	2034	779	3781	4.9	29	315.1
Duke	12	768	2485	759	3253	4.3	27	271.1

TOTAL DEFENSE	G	Rush	Pass	Plys	Yards	Avg	TD	Yds/G
<b>Virginia Tech</b>	<b>13</b>	<b>1118</b>	<b>2695</b>	<b>886</b>	<b>3813</b>	<b>4.3</b>	<b>22</b>	<b>293.3</b>
Clemson	12	1348	2217	787	3565	4.5	22	297.1
Georgia Tech	12	1202	2522	788	3724	4.7	26	310.3
Virginia	12	1356	2525	835	3881	4.6	23	323.4
Boston College	13	885	3423	935	4308	4.6	27	331.4
Miami	12	1605	2546	814	4151	5.1	32	345.9
North Carolina	12	1710	2487	846	4197	5.0	32	349.8
Florida State	12	1373	2832	832	4205	5.1	30	350.4
Wake Forest	12	1307	2905	896	4212	4.7	33	351.0
Maryland	12	1640	2631	808	4271	5.3	28	355.9
NC State	12	2237	2490	916	4727	5.2	32	393.9
Duke	12	2163	2929	880	5092	5.8	45	424.3

RUSHING OFFENSE	G	Att	Yds	Avg	TD	Yds/G
Georgia Tech	12	508	2430	4.8	26	202.5
Clemson	12	468	1906	4.1	16	158.8
Maryland	12	507	1768	3.5	28	147.3
Miami	12	478	1747	3.7	13	145.6
Wake Forest	12	514	1718	3.3	19	143.2
<b>Virginia Tech</b>	<b>13</b>	<b>518</b>	<b>1736</b>	<b>3.4</b>	<b>21</b>	<b>133.5</b>
Virginia	12	443	1514	3.4	21	126.2
Florida State	12	413	1453	3.5	10	121.1
Boston College	13	392	1389	3.5	17	106.8
North Carolina	12	402	1190	3.0	11	99.2
NC State	12	355	1071	3.0	12	89.2
Duke	12	376	768	2.0	6	64.0

RUSHING DEFENSE	G	Rushes	Yards	Avg	TD	Yds/G
Boston College	13	397	885	2.2	8	68.1
<b>Virginia Tech</b>	<b>13</b>	<b>406</b>	<b>1118</b>	<b>2.8</b>	<b>13</b>	<b>86.0</b>
Georgia Tech	12	430	1202	2.8	15	100.2
Wake Forest	12	416	1307	3.1	13	108.9
Clemson	12	405	1348	3.3	11	112.3
Virginia	12	452	1356	3.0	8	113.0
Florida State	12	418	1373	3.3	10	114.4
Miami	12	469	1605	3.4	17	133.8
Maryland	12	416	1640	3.9	15	136.7
North Carolina	12	492	1710	3.5	16	142.5
Duke	12	504	2163	4.3	24	180.2
NC State	12	517	2237	4.3	18	186.4

PASS OFFENSE	G	Att	Cmp	Int	Pct	Yds	Avg	TD	Yds/G
Boston College	13	612	368	18	60.1	4286	7.0	28	329.7
Clemson	12	422	281	6	66.6	3043	7.2	30	253.6
NC State	12	502	281	23	56.0	2948	5.9	14	245.7
Florida State	12	416	234	8	56.2	2867	6.9	14	238.9
North Carolina	12	368	220	19	59.8	2714	7.4	15	226.2
Duke	12	383	210	10	54.8	2485	6.5	21	207.1
Maryland	12	317	206	9	65.0	2439	7.7	7	203.2
Virginia	12	400	233	10	58.2	2436	6.1	12	203.0
<b>Virginia Tech</b>	<b>13</b>	<b>348</b>	<b>205</b>	<b>7</b>	<b>58.9</b>	<b>2585</b>	<b>7.4</b>	<b>16</b>	<b>198.8</b>
Wake Forest	12	354	250	15	70.6	2295	6.5	12	191.2
Georgia Tech	12	331	162	11	48.9	2195	6.6	8	182.9
Miami	12	301	161	20	53.5	2034	6.8	16	169.5

PASS DEFENSE	G	Att	Cmp	Int	Pct	Yds	Avg	TD	Yds/G
Clemson	12	382	221	15	57.9	2217	5.8	11	184.8
North Carolina	12	354	221	11	62.4	2487	7.0	16	207.2
<b>Virginia Tech</b>	<b>13</b>	<b>480</b>	<b>256</b>	<b>21</b>	<b>53.3</b>	<b>2695</b>	<b>5.6</b>	<b>9</b>	<b>207.3</b>
NC State	12	399	218	10	54.6	2490	6.2	14	207.5
Georgia Tech	12	358	196	5	54.7	2522	7.0	11	210.2
Virginia	12	383	219	11	57.2	2525	6.6	15	210.4
Miami	12	345	196	13	56.8	2546	7.4	15	212.2
Maryland	12	392	236	12	60.2	2631	6.7	13	219.2
Florida State	12	414	232	16	56.0	2832	6.8	20	236.0
Wake Forest	12	480	259	18	54.0	2905	6.1	20	242.1
Duke	12	376	242	11	64.4	2929	7.8	21	244.1
Boston College	13	538	318	21	59.1	3423	6.4	19	263.3

SCORING OFFENSE	G	TD	XP	2XP	DXP	FG	Saf	Pts	Avg
Clemson	12	49	48	1	1	20	2	410	34.2
<b>Virginia Tech</b>	<b>13</b>	<b>45</b>	<b>42</b>	<b>1</b>	<b>1</b>	<b>21</b>	<b>1</b>	<b>381</b>	<b>29.3</b>
Boston College	13	49	43	1	0	11	0	372	28.6
Wake Forest	12	41	41	0	0	17	0	338	28.2
Georgia Tech	12	35	34	0	0	23	0	313	26.1
Maryland	12	35	34	1	0	17	1	299	24.9
Virginia	12	35	32	0	0	15	1	289	24.1
Florida State	12	28	24	0	0	27	1	275	22.9
North Carolina	12	29	21	1	0	19	0	254	21.2
NC State	12	29	25	1	0	16	0	249	20.8
Miami	12	30	28	0	0	13	0	247	20.6
Duke	12	29	20	4	0	3	2	215	17.9

SCORING DEFENSE	G	TD	XP	2XP	DXP	FG	Saf	Pts	Avg
<b>Virginia Tech</b>	<b>13</b>	<b>24</b>	<b>20</b>	<b>1</b>	<b>0</b>	<b>11</b>	<b>1</b>	<b>201</b>	<b>15.5</b>
Clemson	12	26	23	0	0	13	1	220	18.3
Virginia	12	23	20	1	0	21	1	225	18.8
Georgia Tech	12	28	25	1	0	12	0	231	19.2
Boston College	13	33	32	1	1	10	0	264	20.3
Maryland	12	31	29	0	0	14	1	259	21.6
Florida State	12	33	28	1	0	11	1	263	21.9
Wake Forest	12	34	30	2	0	13	1	279	23.2
North Carolina	12	34	33	0	0	19	0	294	24.5
Miami	12	35	33	0	0	23	0	312	26.0
NC State	12	37	35	0	1	26	1	339	28.2
Duke	12	48	42	2	0	20	2	398	33.2

PASS EFFICIENCY	G	Att	Cmp	Pct	Int	Yds	TD	Effic
Clemson	12	422	281	.666	6	3043	30	147.8
<b>Virginia Tech</b>	<b>13</b>	<b>348</b>	<b>205</b>	<b>.589</b>	<b>7</b>	<b>2585</b>	<b>16</b>	<b>132.5</b>
Maryland	12	317	206	.650	9	2439	7	131.2
Boston College	13	612	368	.601	18	4286	28	128.2
Wake Forest	12	354	250	.706	15	2295	12	127.8
North Carolina	12	368	220	.598	19	2714	15	124.9
Duke	12	383	210	.548	10	2485	21	122.2
Florida State	12	416	234	.562	8	2867	14	121.4
Miami	12	301	161	.535	20	2034	16	114.5
Virginia	12	400	233	.582	10	2436	12	114.3
Georgia Tech	12	331	162	.489	11	2195	8	106.0
NC State	12	502	281	.560	23	2948	14	105.3

PASS DEF EFFICIENCY	G	Att	Cmp	Int	Pct	Yds	TD	Effic
<b>Virginia Tech</b>	<b>13</b>	<b>480</b>	<b>256</b>	<b>21</b>	<b>53.3</b>	<b>2695</b>	<b>9</b>	<b>97.9</b>
Clemson	12	382	221	15	57.9	2217	11	108.3
Wake Forest	12	480	259	18	54.0	2905	20	111.0
NC State	12	399	218	10	54.6	2490	14	113.6
Boston College	13	538	318	21	59.1	3423	19	116.4
Virginia	12	383	219	11	57.2	2525	15	119.7
Georgia Tech	12	358	196	5	54.7	2522	11	121.3
Maryland	12	392	236	12	60.2	2631	13	121.4
Florida State	12	414	232	16	56.0	2832	20	121.7
Miami	12	345	196	13	56.8	2546	15	125.6
North Carolina	12	354	221	11	62.4	2487	16	130.1
Duke	12	376	242	11	64.4	2929	21	142.4

PUNT RETURN AVG	G	Ret	Yds	TD	Avg
<b>Virginia Tech</b>	<b>13</b>	<b>40</b>	<b>574</b>	<b>2</b>	<b>14.4</b>
NC State	12	27	357	1	13.2
Wake Forest	12	30	329	1	11.0
Florida State	12				



# ACC Standings & Honors

## 2007 ACSMA/AP All-ACC Football Team

(Total Points) - 73 Total Ballots / Maximum 146 Points



### OFFENSE

**First Team**  
 Quarterback Matt Ryan, Boston College, Sr. (143)  
 Running Back Tashard Choice, Georgia Tech, Sr. (143)  
 James Davis, Clemson, Jr. (131)  
 Aaron Kelly, Clemson, Jr. (128)  
 Wide Receiver Kenny Moore, Wake Forest, Sr. (117)  
 Tight End Ryan Purvis, Boston College, Jr. (109)  
 Tackle Barry Richardson, Clemson, Sr. (120)  
 Andrew Gardner, Georgia Tech, Jr. (85)  
 Branden Albert, Virginia, Jr. (105)  
 Chris McDuffie, Clemson, Sr. (100)

**Second Team**  
 Cullen Harper, Clemson, Jr. (70)  
 Andre Callender, Boston College, Sr. (72)  
 Josh Adams, Wake Forest, Fr. (51)  
 Hakeem Nicks, North Carolina, So. (75)  
 Eron Riley, Duke, Jr. (38)  
 Tom Santi, Virginia, Sr. (60)  
**Duane Brown, Virginia Tech, Sr. (79)**  
 Gosder Cherilus, Boston College, Sr. (64)  
 Andrew Crumme, Maryland, Sr. (86)  
 Rodney Hudson, Florida State, Fr. (51) tie  
 Derrick Morse, Miami, Sr. (51) tie  
 Kevin Tuminello, Georgia Tech, Sr. (65)

Center Steve Justice, Wake Forest, Sr. (122)  
**Honorable Mention (20 points or more)**  
 RB - Keon Lattimore, Maryland, Sr. (25); WR - Brandon Robinson, Boston College, Jr. (30)  
 OT - Eugene Monroe, Virginia, Jr. (46); OG - Kalani Heppe, NC State, Sr. (21)

### DEFENSE

**First Team**  
 Defensive End Chris Long, Virginia, Sr. (146)#  
**Chris Ellis, Virginia Tech, Sr. (70)**  
 Defensive Tackle Vance Walker, Georgia Tech, Jr. (93)  
 Dre Moore, Maryland, Sr. (51)  
 Linebacker Erin Henderson, Maryland, Jr. (111)  
**Xavier Adibi, Virginia Tech, Sr. (104)**  
 Geno Hayes, Florida State, Jr. (69)  
 Cornerback Alphonso Smith, Wake Forest, Jr. (127)  
**Victor Harris, Virginia Tech, Jr. (81)**  
 Safety Jamie Silva, Boston College, Sr. (130)  
 Kenny Phillips, Miami, Jr. (85)

**Second Team**  
 Hilee Taylor, North Carolina, Sr. (66)  
 Darrell Robertson, Georgia Tech, Sr. (36)  
**Barry Booker, Virginia Tech, Sr. (50)**  
 Kentwan Balmer, North Carolina, Sr. (42)  
 Durell Mapp, North Carolina, Sr. (64)  
 Aaron Curry, Wake Forest, Jr. (54)  
 Jolonn Dunbar, Boston College, Sr. (48) tie  
 Philip Wheeler, Georgia Tech, Sr. (48) tie  
 DeJuan Tribble, Boston College, Sr. (77)  
**Brandon Flowers, Virginia Tech, Jr. (73)**  
 Michael Hamlin, Clemson, Jr. (49)  
 DaJuan Morgan, NC State, Jr. (48)

**Honorable Mention (20 points or more)**  
 DE - Phillip Merling, Clemson, Jr. (32); Calais Campbell, Miami, Jr. (29); Alex Albright, Boston College, So. (22)  
 DT - Ron Brace, Boston College, Jr. (39); DeMario Pressley, NC State, Sr. (38); **Carlton Powell, Virginia Tech, Sr. (25)**;  
 Dorell Scott, Clemson, Jr. (25)  
 LB - **Vince Hall, Virginia Tech, Sr. (38)**; CB - Patrick Robinson, Florida State, So. (47)  
 S - Chip Vaughn, Wake Forest, Jr. (45); Jamal Lewis, Georgia Tech, Sr. (25); **D.J. Parker, Virginia Tech, Sr. (23)**

### SPECIAL TEAMS

**First Team**  
 Placekicker Travis Bell, Georgia Tech, Sr. (64)  
 Punter Durant Brooks, Georgia Tech, Sr. (126)  
 Specialist **Eddie Royal, Virginia Tech, Sr. (74)**

**Second Team**  
 Gary Cismesia, Florida State, Sr. (40)  
 Ryan Weigand, Virginia, Sr. (32)  
 Darrell Blackman, NC State, Sr. (44)

**Honorable Mention (20 points or more)**  
 PK - Connor Barth, North Carolina, Sr. (35); Sam Swank, Wake Forest, Jr. (29); P - Graham Gano, Florida State, Jr. (24);  
 SP - Kevin Marion, Wake Forest, Sr. (32); C.J. Spiller, Clemson, So. (27); Brandon Tate, North Carolina, Jr. (25)

#Unanimous selection

### 2007 Individual Awards

**ROOKIE OF THE YEAR**  
 Josh Adams, Wake Forest  
**COACH OF THE YEAR**  
 Al Groh, Virginia  
**PLAYER OF THE YEAR**  
 Matt Ryan, Boston College  
**OFFENSIVE PLAYER OF THE YEAR**  
 Matt Ryan, Boston College  
**DEFENSIVE PLAYER OF THE YEAR**  
 Chris Long, Virginia

### Final Standings

#### Coastal Division

School	ACC	Overall
Virginia Tech	7-1	11-2
Virginia	6-2	9-3
Georgia Tech	4-4	7-5
North Carolina	3-5	4-8
Miami	2-6	5-7
Duke	0-8	1-11

#### Atlantic Division

School	ACC	Overall
Boston College	6-2	10-3
Clemson	5-3	9-3
Wake Forest	5-3	8-4
Florida State	4-4	7-5
Maryland	3-5	6-6
NC State	3-5	5-7

## ACC Teams in Bowls

Bowl	Site	Venue	Day and Local Time	Bowl Matchup	Network
Champs Sports Bowl	Orlando, Fla.	Florida Citrus Bowl	Fri., Dec. 28, 5 p.m.	Boston College vs. Michigan State	ESPN
Emerald Bowl	San Francisco, Calif.	AT&T Park	Fri., Dec. 28, 8:30 p.m.	Maryland vs. Oregon State	ESPN
Meineke Car Care Bowl	Charlotte, N.C.	Bank of America Stadium	Sat., Dec. 29, 1 p.m.	Wake Forest vs. Connecticut	ESPN
Roady's Humanitarian Bowl	Boise, Idaho	Bronco Stadium	Mon., Dec. 31, 2 p.m.	Georgia Tech vs. Fresno State	ESPN2
Gaylord Hotels Music City	Nashville, Tenn.	LP Field	Mon., Dec. 31, 4 p.m.	Florida State vs. Kentucky	ESPN
Chick-fil-A Bowl	Atlanta, Ga.	Georgia Dome	Mon., Dec. 31, 7:30 p.m.	Clemson vs. Auburn	ESPN
Konica Minolta Gator Bowl	Jacksonville, Fla.	Jacksonville Municipal Stad.	Tues., Jan. 1, 1 p.m.	Virginia vs. Texas Tech	CBS
FedEx Orange Bowl	Miami, Fla.	Dolphin Stadium	Thurs., Jan. 3, 8 p.m.	Virginia Tech vs. Kansas	FOX



# TECH'S BOWL GAMES

## 1947 Sun Bowl

*Cincinnati 18, Virginia Tech 6*

**EL PASO, Texas** — The University of Cincinnati Bearcats swept to three second-half touchdowns to defeat Virginia Tech, 18-6, in the 12th annual Sun Bowl. The game marked Tech's first-ever bowl appearance and the first bowl game in which a football team from the commonwealth of Virginia had participated.

Tech had a chance to take an early lead on the heavily-favored Bearcats, but stalled two yards short of the goal. Quarterback Harry Walton set up the early threat with a 25-yard run to the Cincinnati 23. Walton then caught a pass from halfback Ralph Beard to move the ball to the Bearcats' 2-yard line. From there, the big Cincinnati line held on four straight running plays.

The game remained scoreless until the third quarter when quick-opening plays from the T-formation began clicking for the Bearcats. Cincinnati halfback Hal Johnson spun through the center of the line for a 13-yard touchdown run midway through the third quarter. Keyed by a 19-yard run by All-American halfback Roger Stephens, UC scored again on its next


possession. Fullback Al Sabato plunged the final yard for the touchdown.

Tech mounted another threat late in the third quarter, marching to the UC 23 before having a pass intercepted in the end zone. The Hokies held the Bearcats and bounced right back. Aided by a pair of costly

Cincinnati penalties, Tech marched inside the UC 5, and Beard scored on a fourth-down run from the 1.

An interception return by Johnson to the Tech 25 helped Cincinnati put the game away in the fourth quarter. The Bearcats promptly moved the ball to the Tech 3, where Don McMillan carried it in for the final touchdown. The Hokies blocked all three UC extra point kicks during the game.

Cincinnati's vaunted running attack produced a total of 369 yards as the Bearcats piled up 463 yards of total offense. Tech managed 13 first downs — just three less than UC — despite gaining only 34 yards on the ground and 85 through the air. The



January 1, 1947 • El Paso, Texas  
Kidd Field at Sun Bowl Stadium • Att: 10,000

Cincinnati	0	0	12	6	—	18
Virginia Tech	0	0	0	6	—	6

#### Scoring

Cincinnati — touchdowns, Johnson, Sabato and McMillan  
Virginia Tech — touchdown, Beard

#### Team Statistics

	UC	VT
First Downs	16	13
Rushing yds.	369	34
Passing yds.	94	85
Total off.	463	119
Passes	5-19-3	4-15-2
Punting avg.	19	41
Fumbles	0	0
Penalty yds.	85	29

Hokies' defense contributed three interceptions in the game and lineman John Maskas blocked his seventh punt of the season.

The bowl week was marked by "unusual" weather. Three-inches of snow fell atop frozen rain the day before the game, and when kickoff time rolled around, the teams took the field under cloudy skies and below-freezing temperatures. According to one newspaper account, "blankets, fur caps, galoshes, ski suits, stocking caps and all types of winter wear were much in evidence" among the crowd of 10,000.



For its first bowl appearance, Tech traveled west to El Paso, Texas, to face Cincinnati in the Sun Bowl on Jan. 1, 1947.

# 1966 Liberty Bowl

## Miami 14, Virginia Tech 7

**MEMPHIS, Tenn.** — The Miami Hurricanes, getting second wind from a third-quarter roughing the kicker penalty, rebounded for two touchdowns in the second half to score a come-from-behind 14-7 win over Virginia Tech in the eighth annual Liberty Bowl.

In a game dominated primarily by defense, Tech got the early edge when Jimmy Richards blocked Miami's first punt of the game. The block gave the Hokies possession at the Miami 21. It took Tech just five plays to cash in on the opportunity with a 2-yard touchdown run by tailback Tommy Francisco. Jon Utin's extra-point kick gave Tech a 7-0 lead.

The Hokies got two more golden opportunities during the first half, marching inside the Miami 30 on both occasions. Both times Tech came up empty handed, seeing one drive stall on a clipping penalty and the other end on a dropped pass at the goal line and a fumbled snap. Although Tech dominated the first half, the failed chances would come back to haunt the Hokies.

Tech's relentless defense held the Hurricanes to just 16 yards of total offense during the first half. But Miami, ranked ninth with wins over Southern Cal, Georgia and Florida, slowly turned the tide in the second half. First, the 'Canes stopped a Tech threat with a 42-yard interception return. The play did not lead to a touchdown, but it changed the momentum of the game, as well as the battle for field position.

On its next possession, Miami got the spark it needed for its offense. After a drive stalled at the Hokies' 41, the Hurricanes got new life when a roughing the kicker penalty against Tech gave them a first down at the Tech 26. Five plays later, UM quarterback Bill Miller found halfback Joe Mira for a 7-yard touchdown pass, and Ray Harris tied the game with his extra point at the 4:20 mark of the third quarter.

By the midway point of the third quarter, Miami's size and

strength were starting to make a difference on defense. UM All-American defensive end Ted Hendricks and company kept the Hokies bottled up in their own territory and allowed just one second-half first down.

Miami's winning drive marked the only lengthy offensive push by either team all day. The Hurricanes started at their own 30 and made the march in 10 plays, including a key 38-yard pass from Miller to end Jim Cox that put the ball at the Tech 5. It took the 'Canes four tries to score, with fullback Doug McGee diving over from the one on fourth down.

A Liberty Bowl record 39,101 tickets were sold for the game, but only 25,012 braved the 36-degree weather. The game was televised nationally by ABC and was not blacked out in the Memphis area.



**December 10, 1966 • Memphis, Tenn.**  
**Memphis Memorial Stadium • Att: 25,012**

Miami	0	0	7	7	—	14
Virginia Tech	7	0	0	0	—	7

VT (7:34 re 1st) — Francisco 1 run (Utin kick)  
UM (4:20 re 3rd) — Mira 7 pass from Miller (Harris kick)  
UM (8:05 re 4th) — McGee 1 run (Harris kick)

Team Statistics	UM	VT
First Downs	11	7
Rushing yds.	55	36
Passing yds.	108	75
Total off.	163	111
Passes	10-28-0	6-16-1
Punts-avg.	8-30.1	11-39.3
Fumbles lost	1	2
Penalties-yds.	7-80	6-57

**Individual Leaders**

**Rushing** — VT, Francisco 21-55, Garcia 3-15, Piland 4-10, Beamer 1-(-12), Stafford 8-(-16), Barker 3-(-16); UM, McGee 12-36, Acuff 6-25, Mira 11-9, Cassidy, 2-4, Domke 1-4, McGuirt 1-1, Miller 11-(-24).

**Passing** — VT, Stafford 4-13-1-59, Barker 2-3-0-16; UM, Miller 9-26-0-99, Olivo 1-2-0-9.

**Receiving** — VT, Cupp 1-35, Barefoot 4-34, Piland 1-6; UM, Cox 5-77, Russo 2-15, Mira 2-14, Smith 1-2.



Tech co-captains Dave Farmer (53) and Sands Woody (77) meet for the coin toss with Miami prior to the 1966 Liberty Bowl.



# 1968 Liberty Bowl

## Mississippi 34, Virginia Tech 17

**MEMPHIS, Tenn.** — Virginia Tech's second visit to the Liberty Bowl played out much like its first — the Hokies built an early lead, then saw the game turn on a play in the kicking game. This time it was the University of Mississippi and sophomore quarterback Archie Manning who tamed the Hokies, 34-17, before 46,206 fans, the largest crowd in the 10-year history of the bowl.

For 13 minutes and 11 seconds, it appeared that Tech would blow Ole Miss out of cold, blustery Memorial Stadium. Scoring on a 58-yard run by Ken Edwards on a quick-snap, trick play on the game's second offensive play, Tech shocked the Rebels with its ground attack. The Hokies recovered a fumble on Mississippi's first offensive play and got their second touchdown just three plays later on a 7-yard run by Terry Smoot. Before the quarter was over, Jack Simcsak added a 29-yard field goal for a 17-0 Tech lead.

Eager to capitalize on their momentum, the Hokies attempted an on-side kick following Simcsak's field goal. The play took Ole Miss

by surprise, but the ball failed to travel the required 10 yards and the Rebels took over at the Tech 49. Manning quickly

turned Mississippi's good fortune into a touchdown with a 21-yard scoring pass to end Hank Shows.

Just like that, the momentum of the game turned, and when it did, it turned completely.

What followed was a rash of Tech penalties, fumbles and interceptions that Ole Miss was all too happy to take advantage of.

Eventually, a 79-yard touchdown run by tailback Steve Hindman on the first play of the second half and a 70-yard interception return for a TD by monster man Bob Bailey gave Mississippi the victory. Hindman finished the game with 121 yards on 15 carries and was named the MVP.

Tech continued to battle, making two goal-line stands in the second half. But the Hokies could not overcome their three fumbles, two interceptions and 120 yards in penalties.



**December 14, 1968 • Memphis, Tenn.**  
**Memphis Memorial Stadium • Att: 46,206**

Virginia Tech	17	0	0	0	—	17
Mississippi	0	14	7	13	—	34

VT (14:23 re 1st) — Edwards 58 run (Simcsak kick)  
 VT (12:43 re 1st) — Smoot 7 run (Simcsak kick)  
 VT (1:49 re 1st) — FG Simcsak 29  
 UM (14:30 re 2nd) — Shows 21 pass from Manning (Brown kick)  
 UM (4:28 re 2nd) — Felts 23 pass from Manning (Brown kick)  
 UM (14:41 re 3rd) — Hindman 79 run (Brown kick)  
 UM (11:54 re 4th) — Bailey 70 interception return (Brown kick)  
 UM (9:09 re 4th) — FG Brown 46  
 UM (0:00 re 4th) — FG Brown 26

Team Statistics	UM	VT
First Downs	7	14
Rushes-yds.	46-185	60-330
Passing yds.	141	2
Passes	12-28-1	1-7-2
Punts-avg.	5-37.4	7-40.8
Fumbles-lost	3-2	5-3
Penalties-yds.	4-30	12-120

#### Individual Leaders

**Rushing** — VT, Edwards 12-119, Smoot 21-91, Kincaid 15-55, Constantinides 4-45, Humphries 5-8, Tiberio 2-5, Longerbeam 1-7; UM, Hindman 15-121, Bowen 19-65, Felts 1-0, Manning 11-(-1).

**Passing** — VT, Kincaid 0-4-1-0, Humphries 1-3-1-2; UM, Manning 12-28-1-141.

**Receiving** — VT, Crigger 1-2; UM, Shows 6-70, Hindman 3-32, Felts 1-23, Bowen 1-8, Franks 1-8.



Tech's Kenny Edwards (33) heads to the end zone for a touchdown in the 1968 Liberty Bowl.

# 1981 Peach Bowl

## Miami 20, Virginia Tech 10

**ATLANTA, Ga.** —Explosive Miami of Florida fought off a gallant Virginia Tech comeback to defeat the Hokies, 20-10, in the 13<sup>th</sup> annual Peach Bowl game.

The Hurricanes scored two touchdowns in the first 16 minutes of the game and appeared to be on their way to an easy triumph after thwarting two Tech threats with interceptions at the goal line. The Hokies, however, had other ideas, holding 18<sup>th</sup>-ranked Miami to just two field goals the rest of the way.

Over 14,000 Tech fans cheered the Hokies on as they closed the gap to 14-10. First, place-kicker Dennis Laury booted a Peach Bowl record-tying 42-yard field goal with just 29 seconds remaining in the first half. Then, midway through the third quarter, tailback

Cyrus Lawrence capped an 80-yard Tech drive with a 1-yard scoring plunge. The big play in the drive was a 44-yard pass from quarterback Steve Casey to tight end Rob Purdham.

Suddenly, the Hurricanes' lead was just four. But poor field position, penalties and the tough Miami defense prevented Tech from getting any closer.

Lawrence, who lost out in the most valuable offensive player voting to UM quarterback Jim Kelly, rushed for 134 yards on 27 carries. Kelly completed 11 of 22 passes for 179 yards and a touchdown.

The Hokie defense, which limited UM to six points after the 13:47 mark of the second quarter, was led by freshman linebacker Ashley Lee's 15 tackles. Safety Mike Scharnus contributed eight tackles and an interception, while end Robert Brown and linebacker Mike Johnson were in on eight tackles each.



**January 2, 1981 • Atlanta, Ga.**  
**Atlanta-Fulton County Stadium • Att: 45,384**

Miami	7	7	3	3	—	20
Virginia Tech	0	3	7	0	—	10

UM (12:37 re 1st) — Brodsky 15 pass from Kelly (Miller kick)  
 UM (13:47 re 2nd) — Hobbs 12 run (Miller kick)  
 VT (0:29 re 2nd) — FG Laury 42  
 VT (8:52 re 3rd) — Lawrence 1 run (Laury kick)  
 UM (0:29 re 3rd) — FG Miller 31  
 UM (6:27 re 4th) — FG Miller 31

Team Statistics	UM	VT
First Downs	19	7
Rushes-yds.	40-157	50-180
Passing yds.	179	119
Total off.	336	299
Passes	11-22-1	9-24-2
Punts-avg.	5-37.0	6-38.1
Fumbles-lost	4-1	3-0
Penalties-yds.	6-66	7-72

**Individual Leaders**  
**Rushing** — VT, Lawrence 27-134, Dovel 9-41, Casey 13-8, Paige 1(-3); UM, Roan 16-86, Hobbs 10-66, Neal 4-17, Rush 2-5, Jornea 2-1, Griffin 2-5, Kelly 5(-21).  
**Passing** — VT, Casey 9-23-1-119, Lawrence 0-1-1-0; UM, Kelly 11-22-1-179.  
**Receiving** — VT, Purdham 2-56, Giacalone 2-30, Hite 2-15, McKee 1-8, Snell 1-8, Dovel 1-2; UM, Brodsky 4-80, Baratta 2-34, Belk 1-27, Walker 2-26, Rodriguez 1-7, Hobbs 1-5.



Padro Phillips (94) and Ashley Lee (88) stop a Miami runner (above). Tailback Cyrus Lawrence (left) celebrates his 1-yard touchdown plunge that cut the Hurricanes' lead to 14-10 in the third quarter.



# 1984 Independence Bowl

*Air Force 23, Virginia Tech 7*

**SHREVEPORT, La.** — Quarterback Bart Weiss got Air Force's wishbone attack going in the second half and led the Falcons to a 23-7 victory over Virginia Tech in the Independence Bowl.

Tech took a 7-3 lead in the first quarter on a 10-play, 72-yard drive that featured a 32-yard run by tailback Eddie Hunter. Maurice Williams, who alternated at the tailback spot with Hunter, capped the march with a 3-yard touchdown run.

The complexion of the game changed drastically midway through the second quarter when the Falcons forced and recovered a fumble at the Tech 3. Halfback Jody Simmons took a pitchout to the left and put Air Force ahead.

The Hokies missed a great chance to regain the lead before the half, and found themselves trailing 10-7, despite having 192 yards of

offense and 11 first downs to Air Force's 73 yards and three first downs.

The news got worse for Tech in the second half when Weiss got the Falcons' ground attack going. Neither team scored in the third quarter, but Air Force controlled the football for all but eight plays of the quarter. The Falcons got a break in the fourth quarter when a halfback pass by Hunter was intercepted. From their own 38, the Falcons scored on a classic wishbone drive that ate up seven minutes and put them ahead 17-7 with just six minutes remaining in the game.

Tech's comeback hopes ended when a fumble at its own 30 set up another Air Force score. Weiss, who was named the game's most valuable offensive player, put the finishing touches on the Falcons' win with a 13-yard touchdown run.

Tech linebacker Vince Daniels, who was credited with 15 tackles, was named the game's most valuable defensive player.



**December 15, 1984 • Shreveport, La.**  
**Independence Stadium • Att: 41,100**

Virginia Tech	7	0	0	0	—	7
Air Force	3	7	0	13	—	23

AF (6:05 re 1st) — FG Maetos 35  
VT (1:42 re 1st) — Williams 3 run (Wade kick)  
AF (8:50 re 2nd) — Simmons 3 run (Maetos kick)  
AF (6:00 re 4th) — Brown 2 run (Maetos kick)  
AF (2:08 re 4th) — Weiss 13 run (kick failed)


Team Statistics	VT	AF
First Downs	17	15
Rushes-yds.	42-207	55-221
Passing yds.	102	49
Total off.	309	270
Passes	11-26-2	6-7-0
Punts-avg.	4-40.0	6-42.5
Fumbles-lost	2-2	2-0
Penalties-yds.	11-112	4-30

#### Individual Leaders


**Rushing** — VT, Hunter 12-75, Williams 12-60, M. Cox 10-33, Bowe 4-23, Becton 3-18, Greenwood 1-(-2); AF, Weiss 29-93, Evans 15-58, Simmons 5-27, Pittman 1-24, Brown 3-8, Knorr 1-6.

**Passing** — VT, M. Cox 6-17-1-50, Greenwood 5-8-0-52, Hunter 0-1-1-0; AF, Weiss 6-7-0-49.

**Receiving** — VT, Rider 4-45, Nelson 3-24, Jones 2-21, Howell 1-7, Bowe 1-5; AF, Simmons 2-7, Coleman 1-16, Fleming 1-14, Brennan 1-9, Brown 1-3.



Quarterback Mark Cox (above) looks for running room in the 1984 Independence Bowl. Vince Daniels (right) chases down an Air Force ballcarrier.



# 1986 Peach Bowl

## Virginia Tech 25, NC State 24

**ATLANTA, Ga.** — Virginia Tech earned its first-ever bowl victory in dramatic fashion when Chris Kinzer's 40-yard field goal as time expired gave the Hokies a heart-stopping 25-24 comeback win over North Carolina State in the Peach Bowl.

Tech started the winning drive at its own 20 with a full complement of timeouts and 1:53 on the clock. Quarterback Erik Chapman moved the ball to the Tech 44 with a pair of first down passes to tight end Steve Johnson. But another completion, followed by four running plays, left the Hokies facing a fourth-and-3 at the State 37 with just 20 seconds left. Again it was Chapman to Johnson, this time for 9 yards and a first down on the Wolfpack 28.

With 15 seconds left, Tech opted for a long pass. The Hokies were penalized for holding on the incompletion, moving the ball back to

the 38. Chapman once again went to the air on a deep pattern to wingback David Everett. Another flag fell, but this time it was a 15-yard pass interference call against State.

The penalty moved the ball to the 23 with four seconds left. Out trotted Kinzer, whose field goals had already been the difference in five wins and a tie during the regular season.



Earlier in the game, he had connected on a 46-yarder, the second-longest in Peach Bowl history at the time.

The Wolfpack called a time out, but anyone who knew Kinzer knew it would not matter. Although flattened on his follow through, the Tech kicker was right on target as the final second disappeared in what had been one of the wildest and most exciting finishes in any bowl game.

Tech's last-minute comeback was actually the Hokies' second rally of the game. At

**December 31, 1986 • Atlanta, Ga.**  
**Atlanta-Fulton County Stadium • Att: 53,668**

Virginia Tech	10	0	6	9	—	25
N.C. State	7	14	0	3	—	24

VT (11:04 re 1st) — Hunter 1 run (Kinzer kick)  
 NCSU (6:41 re 1st) — Bulluck recover blocked punt in end zone (Cofer kick)  
 VT (1:06 re 1st) — FG Kinzer 46  
 NCSU (8:55 re 2nd) — Worthen 25 pass from Kramer (Cofer kick)  
 NCSU (4:31 re 2nd) — Britt 5 pass from Kramer (Cofer kick)  
 VT (0:33 re 3rd) — Williams 1 run (pass failed)  
 VT (9:36 re 4th) — Johnson 6 pass from Chapman (run failed)  
 NCSU (7:12 re 4th) — FG Cofer 33  
 VT (0:00 re 4th) — FG Kinzer 40

Team Statistics	VT	NCSU
First Downs	29	16
Rushes-yds.	60-287	37-132
Passing yds.	200	155
Total off.	487	287
Passes	20-30-2	12-19-0
Return yds.	14	15
Punts-avg.	2-34.0	5-42.0
Fumbles-lost	1-1	2-2
Penalties-yds.	5-51	3-25

**Individual Leaders**

**Rushing** — VT, Hunter 22-113, Williams 16-129, Jones 7-32, Donnelly 3-10, Everett 1-6, Chapman 11(-)-3; NCSU, Crite 14-101, Crumpler 9-21, Hollodick 1-5, Kramer 10-4, Harris 4-1.  
**Passing** — VT, Chapman 20-30-2-200; NCSU, Kramer 12-19-0-155.  
**Receiving** — VT, S. Johnson 6-54, M. Williams 4-39, Snell 4-37, Hunter 2-34, Donnelly 2-19, Everett 1-12, Richardson 1-5; NCSU, Worthen 5-70, Jeffries 3-44, Crumpler 2-27, F. Harris 1-9, Britt 1-5.

one point, State led 21-10 with just six minutes left in the third quarter. The Tech defense turned the tide by forcing fumbles on two consecutive Wolfpack possessions. Both times the Hokies were able to capitalize on State's mistakes, with Chapman directing the team to a pair of touchdowns. Chapman's 6-yard touchdown pass to Johnson with 9:36 remaining in the game put Tech on top, 22-21.

State put together its only scoring drive of the second half to regain the lead on a Mike Cofer field goal with 7:12 left in the game. Then, after halting a Tech drive, the 'Pack threatened to put the game away when Kelly Hollodick faked a punt and ran for a crucial first down at the Hokie 35.

Linebacker Jamel Agemy kept Tech's hopes alive with back-to-back tackles behind the line. Two plays later State was forced to punt, and the Hokies began their winning drive. Just seconds after Kinzer's kick cleared the goalpost, thousands of Tech fans stormed the field to celebrate.



Erik Chapman helped lead the Hokies past N.C. State with 200 yards passing and clutch plays on the final drive.





# 1993 Independence Bowl

## Virginia Tech 45, Indiana 20

**SHREVEPORT, La.** — In a stunning turn of events, Virginia Tech scored two touchdowns in the final 35 seconds of the first half to spark an unforgettable 45-20 victory over No. 20 Indiana in the Poulan Weed Eater Independence Bowl.

Tech led the New Year's Eve bowl game by one point (14-13) just before the half, but Indiana was rallying. With 35 seconds left and the ball on the Tech 49, IU quarterback John Paci dropped back to pass and was hit by Hokie defenders George DelRicco and DeWayne Knight. The ball popped loose and eventually bounced into the hands of Tech end Lawrence Lewis who sprinted the final 20 yards to the end zone.

Suddenly, the Tech lead was 21-13 and the Hokies had a big momentum boost going into the locker room. But the half wasn't quite over.

Indiana returned the ensuing kickoff to the Tech 42, then Paci completed a 9-yard pass. The Hokies thought time expired and started trotting off the field. The officials ruled, however, that IU had called timeout with one second remaining.

The Hoosiers lined up for a 51-yard field goal. When the ball was snapped, Tech's Jeff Holland pushed through the line and tipped the kick. The ball caromed in the

air and Hokie defensive back Antonio Banks settled under it at the 20. Banks started to his right, then reversed his field as blockers formed. A block by teammate Torrian Gray at the IU 15 cleared the last obstacle, and Banks strutted into the end zone untouched with an 80-yard return.

Just like that, the No. 22 Hokies sealed a win in their first bowl appearance of the Frank Beamer era. Tech's 21 points were the most ever scored in the second quarter of the 18-year bowl game.

Tech quarterback Maurice DeShazo won the Outstanding Offensive Player award after completing 19 of 33 passes for 193 yards and two touchdowns. One of his scoring tosses was a 42-yard strike to split end Antonio Freeman, who finished the day with five catches for 66 yards.

Banks, who had an interception, a fumble recovery and nine tackles to go with his touchdown return, was named the Outstanding Defensive Player. The Hokies were credited with seven quarterback sacks in the game and allowed an Independence Bowl record-low 11 first downs, including just six during the first three quarters.



December 31, 1993 • Shreveport, La.  
Independence Stadium • Att: 33,819

Virginia Tech	7	21	0	17	—	45
Indiana	7	6	0	7	—	20

IU (5:36 re 1st) — Lewis 75 pass from Paci (Manolopoulos kick)  
VT (0:09 re 1st) — D. Thomas 13 pass from DeShazo (Williams kick)  
VT (11:14 re 2nd) — Swarm 6 run (Williams kick)  
IU (8:47 re 2nd) — FG Manolopoulos 26  
IU (5:25 re 2nd) — FG Manolopoulos 40  
VT (0:23 re 2nd) — Lewis 20 fumble return (Williams kick)  
VT (0:00 re 2nd) — Banks 80 blocked FG return (Williams kick)  
VT (9:37 re 4th) — Freeman 42 pass from DeShazo (Williams kick)  
VT (9:21 re 4th) — Edwards 5 run (Williams kick)  
VT (6:00 re 4th) — FG Williams 42  
IU (4:26 re 4th) — Lewis 42 pass from Dittoe (Manolopoulos kick)

Team Statistics	VT	IU
First downs	17	11
Rushes-yds.	48-125	31-20
Passing yds.	193	276
Return yds.	38	61
Passes	19-33-2	17-37-2
Punts-avg.	8-39	7-38
Fumbles-lost	2-1	2-2
Penalties-yds.	8-84	7-55
Time of poss.	32:48	27:12
Sacks by	7-42	2-12

#### Individual Leaders

**Rushing** — VT, Thomas 24-65, Swarm 9-40, Edwards 5-15, R. White 4-3, DeShazo 5-1, Druckenmiller 1-1; IU, Thurman 1-37, Chaney 11-34, Batts 3-10, Glover 3-6, Thomas 1-(-4), Paci 5-(-26), Dittoe 7-(-37).

**Passing** — VT, DeShazo 19-33-2-193; IU, Paci 10-22-1-171, Dittoe 7-14-1-105, DiGuilio 0-1-0-0.

**Receiving** — VT, Freeman 5-66, Thomas 4-27, Burke 3-26, C. White 2-35, Sanders 2-15, Swarm 1-13, Edmonds 1-6, Still 1-5; IU, Lewis 6-177, Hales 2-49, Matthews 2-35, Glover 2-1, Chaney 2-(-1), Baety 1-9, Hobbs 1-4, Eggebrecht 1-2.



A blocked field goal by Jeff Holland (74, left) led to a key 80-yard touchdown return for the Hokies. J.C. Price (above) and his defensive teammates held the Hoosiers in check much of the game.


# 1994 Gator Bowl

## Tennessee 45, Virginia Tech 23

**GAINESVILLE, Fla.** — Quick-striking Tennessee got off to a big lead early and went on to defeat Virginia Tech, 45-23, in the transplanted Outback Steakhouse Gator Bowl game at Ben Hill Griffin Stadium on the University of Florida campus.

Tech backed itself into a corner early, throwing an interception on the game's second play. The Volunteers kept the Hokies there with a variety of big plays that resulted in a 35-10 halftime advantage. Overall, UT had seven plays of 20 or more yards and a total of 495 yards of offense.

Tennessee capitalized on the early interception for its first touchdown, then got its second on a 36-yard scoring pass by quarterback Payton Manning — whose father, Archie, directed Mississippi to a bowl win over Tech in 1968. The Vols used a 75-yard end-around to set up their third TD and a 21-0 advantage just 17 minutes into the game.



When the Hokies finally got going, they piled up 426 yards of offense, including 237 yards through the air. Tech also got a game-high 102 yards rushing from tailback Dwayne Thomas. Thomas had a 1-yard burst for a touchdown in the second quarter and ran 27 yards to set up a third-quarter TD, which came on a 7-yard option run by quarterback Maurice DeShazo.

Any hopes the Hokies had of a second-half rally were erased by a dropped touchdown pass by a Tech receiver and a 5-yard TD run by Tennessee running back James Stewart. Stewart was named the game's MVP after running for three touchdowns and passing for another.

A contingent of 18,000-plus Tech fans were among the 62,200 spectators who made the trip from Jacksonville to Gainesville for the game. The site of the game was moved to Gainesville due to renovations being made to Gator Bowl Stadium after Jacksonville was awarded an NFL franchise.

**December 30, 1994 • Gainesville, Fla.  
Ben Hill Griffin Stadium • Att: 62,200**

Virginia Tech	0	10	6	7	—	23
Tennessee	14	21	0	10	—	45

UT (11:41 re 1st) — J. Stewart 1 run (Becksvort kick)  
 UT (1:08 re 1st) — Nash 36 pass from Manning (Becksvort kick)  
 UT (13:23 re 2nd) — Graham 1 run (Becksvort kick)  
 VT (5:17 re 2nd) — Thomas 1 run (Williams kick)  
 UT (3:22 re 2nd) — J. Stewart 1 run (Becksvort kick)  
 UT (2:13 re 2nd) — Jones 19 pass from J. Stewart (Becksvort kick)  
 VT (0:03 re 2nd) — FG Williams 28  
 VT (7:03 re 3rd) — DeShazo 7 run (Williams kick)  
 UT (13:17 re 4th) — J. Stewart 5 run (Becksvort kick)  
 UT (9:41 re 4th) — FG Becksvort 19  
 VT (4:13 re 4th) — Still 9 pass from Druckenmiller (Williams kick)

Team Statistics	VT	UT
First downs	22	18
Rushes-yds.	43-189	47-245
Passing yds.	237	250
Return yds.	18	112
Passes	23-38-2	16-23-0
Punts-avg.	5-43	5-43
Fumbles-lost	5-1	0-0
Penalties-yds.	3-25	7-58
Time of poss.	29:05	30:55
Sacks by	2-16	0-0

**Individual Leaders**

**Rushing** — VT, Thomas 19-102, DeShazo 11-39, Edmonds 5-29, Still 1-8, Oxendine 4-7, Parker 1-3, Edwards 1-1, Druckenmiller 1-0; UT, J. Stewart 22-87, Jones 1-76, B. Stewart 2-31, Graham 8-30, Manning 2-29, Pilow 5-4, Phillips 2-3, Nash 1-1, Ford 2-1, Kerney 1-0, Wheaton1-(-13).  
**Passing** — VT, DeShazo 17-30-2-140, Druckenmiller 6-8-0-97; UT, Manning 12-19-0-189, B. Stewart 3-3-0-43, J. Stewart 1-1-0-19.  
**Receiving** — VT, Still 5-79, Holmes 5-45, Freeman 4-30, Thomas 3-18, Oxendine 2-13, Martin 2-6, Jennings 1-41, Scales 1-5; UT, Kent 6-116, Nash 3-54, Jones 2-37, Phillips 1-14, Silvan 1-10, Horn 1-8, J. Stewart 1-7, Staley 1-4.



Eight Hokie defenders surround a Tennessee ballcarrier during the 1994 Gator Bowl game which was played in Ben Hill Griffin Stadium at the University of Florida.



# 1995 Sugar Bowl

## Virginia Tech 28, Texas 10

**NEW ORLEANS, La.** — Virginia Tech scored one of the most stirring victories in the university's athletic history when it came from behind to defeat Texas, 28-10, in the 1995 Nokia Sugar Bowl.

A crowd of 70,283 at the Superdome saw Tech spot the favored Longhorns a 10-0 lead and then race back behind the sensational play of flanker Bryan Still. The momentum changed dramatically when Still returned a punt 60 yards for a Tech touchdown with 2:34 left in the first half. In the second half, it was more of the same.

Still caught a 27-yard pass from quarterback Jim Druckenmiller at the Texas 2-yard line to set up a touchdown run by Marcus Parker that put the Hokies ahead 14-10. Then, Still got behind the Texas defenders and pulled in a 54-yard touchdown pass from Druckenmiller. That play spelled doom for the Longhorns and helped earn Still the game's MVP award.

Tech's defense blitzed Texas into submission. Led by All-America end Cornell Brown, the Hokies sacked Texas quarterback James Brown five times and came up with three

pass interceptions. The defense also accounted for Tech's last touchdown when a Brown sack forced a fumble that was picked up and returned 20 yards for a TD by tackle Jim Baron.

The Tech defense, No. 1 in the nation against the rush, held the Longhorns to 226 total yards.

Texas stars Ricky Williams and Shon Mitchell were held to 62 and 57 yards, respectively.

Offensively, Tech finished the game with 371 yards of offense.

Druckenmiller led the way, completing 18 of 34 passes for 266 yards. Still and tight end Bryan Jennings were each on the receiving end of six passes totaling 119 and 77 yards, respectively.

The win was the 10<sup>th</sup> straight for Tech, which earned the appearance with its first BIG EAST Conference championship. The Hokies had tremendous fan support at the game. The Tech Ticket Office sold its complete allotment of 15,000 tickets in just four days; it was estimated that nearly 25,000 Tech fans were on hand for the victory.



**NOKIA**  
*Sugar Bowl*

**December 31, 1995 • New Orleans, La.**  
**Louisiana Superdome • Att: 70,283**

Virginia Tech	0	7	7	14	—	28
Texas	7	3	0	0	—	10

UT (4:32 re 1st) — Fitzgerald 4 pass from Brown (Dawson kick)

UT (13:19 re 2nd) — FG Dawson 52

VT (2:34 re 2nd) — Still 60 punt return (Larsen kick)

VT (2:32 re 3rd) — Parker 2 run (Larsen kick)

VT (12:28 re 4th) — Still 54 pass from Druckenmiller (Larsen kick)

VT (5:08 re 4th) — Baron 20 fumble return (Larsen kick)

Team Statistics	VT	TEXAS
First Downs	20	15
Rushes-yds.	32-105	33-78
Passing yds.	266	148
Return yds.	84	42
Passes	18-34-1	14-37-3
Punts-avg.	8-37.0	9-40.0
Fumbles-lost	5-2	2-1
Penalties-yds.	11-99	9-91
Time of poss.	30:25	29:35
Sacks by	5-36	2-1

#### Individual Leaders

**Rushing** — VT, D. Thomas 15-62, Oxendine 8-31, Edmonds 3-10, Parker 2-4, Druckenmiller 3-1, Whipple 1(-3); TEX, Williams 12-62, Mitchell 15-59, Brown 6(-43).

**Passing** — VT, Druckenmiller 18-34-1-266; TEX, Brown 14-36-3-148, McLemore 0-1-0-0.

**Receiving** — VT, Still 6-119, Jennings 6-77, Holmes 2-30, Edmonds 2-16, White 1-16, Parker 1-8; TEX, M. Adams 6-92, Fitzgerald 3-21, Davis 2-27, Williams 1-6, McGarity 1-1, Mitchell 1-1.



Cornell Brown and his defensive mates caused trouble for the Longhorn's vaunted "BMW" offense all game. Sugar Bowl MVP Bryan Still returns a punt for a touchdown (right) that started Tech's comeback over Texas.



# 1996 Orange Bowl

## Nebraska 41, Virginia Tech 21

**MIAMI, Fla.** — Virginia Tech's second venture into Bowl Alliance territory wasn't as successful as the first, but the Hokies' 41-21 loss to power-packed Nebraska was much closer than the final scored indicated.

Nebraska out-gained Tech by just seven yards, 415 to 408, in total offense and managed to lead by only three points with less than one minute remaining in the third quarter. In the end, it was the Nebraska depth that wore down the Hokies.

A crowd of 51,212 at Pro Player Stadium saw Tech quarterback Jim Druckenmiller throw three touchdown passes despite a fierce rush by the Cornhusker defenders. Tech opened the scoring with 3:14 left in the first quarter when Marcus Parker scored on a 19-yard screen pass from Druckenmiller.

Nebraska answered with a 25-yard field goal by Kris Brown and a 5-yard scoring run by quarterback Scott Frost. Then came the

play that may have been most crucial in the Hokies' defeat. Druckenmiller fumbled when hit and Nebraska's Jason Peter scooped up the ball and ran 31 yards into the end zone. That made the score 17-7, Nebraska.



Tech came right back, scoring with just 19 seconds left in the half on a 6-yard pass from Druckenmiller to Shawn Scales, who took the ball away from a Cornhusker defender. The score was 24-21 in favor of Nebraska after Druckenmiller's 33-yard scoring pass to Cornelius White late in the third quarter. But Nebraska then salted the victory away, scoring the final 17 points.

Tailback Ken Oxendine was voted Tech's Most Valuable Player after running for 150 yards on 20 carries — the fifth-best individual rushing performance in the bowl's history. Druckenmiller wound up completing 16 of 33 passes for 214 yards. The Hokies' top defensive player was safety Torrian Gray who had a total of 12 tackles.

**December 31, 1996 • Miami, Fla.**  
**Pro Player Stadium • Att: 51,212**

Virginia Tech	7	7	7	0	—	21
Nebraska	0	17	14	10	—	41

- VT (3:14 re 1st) — Parker 19 pass from Druckenmiller (Graham kick)
- UN (13:25 re 2nd) — FG Brown 25
- UN (9:14 re 2nd) — Frost 5 run (Brown kick)
- UN (3:36 re 2nd) — Peter 31 fumble ret (Brown kick)
- VT (0:19 re 2nd) — Scales 6 pass from Druckenmiller (Graham kick)
- UN (9:54 re 3rd) — Benning 33 run (Brown kick)
- VT (4:58 re 3rd) — White 33 pass from Druckenmiller (Graham kick)
- UN (0:20 re 3rd) — Benning 6 run (Brown kick)
- UN (7:52 re 4th) — FG Brown 37
- UN (3:26 re 4th) — Frost 22 run (Brown kick)

Team Statistics	VT	UN
First downs	22	25
Rushes-yds.	39-193	49-279
Passing yds.	214	136
Return yds.	95	147
Passes	16-33-0	11-22-0
Punts-avg.	5-34	2-45
Fumbles-lost	1-1	1-0
Penalties-yds.	5-89	3-16
Time of poss.	31:02	28:58
Sacks by	0-0	3-24

### Individual Leaders

**Rushing** — VT, Oxendine 20-150, Parker 8-22, Druckenmiller 9-18, Stith 2-3; UN, Benning 15-95, Frost 9-62, Green 7-52, Sims 8-48, Makovicka 4-12, Turman 2-8, Schuster 4-2.

**Passing** — VT, Druckenmiller 16-33-0-214; UN, Frost 11-22-0-136.

**Receiving** — VT, Jennings 4-58, Oxendine 3-60, Parker 3-28, White 2-38, Stuewe 2-23, Scales 2-7; UN, Wiggins 3-36, Lake 2-27, Cheatham 1-23, Brown 1-23, S. Jackson 1-11, V. Jackson 1-9, Holbein 1-5, Benning 1-2.



*Ken Oxendine (28) ran for 150 yards against Nebraska's defense in the 1996 Orange Bowl and Jim Druckenmiller (16) threw three TD passes.*



# 1998 Gator Bowl

## North Carolina 42, Virginia Tech 3

**JACKSONVILLE, Fla.** — Highly rated North Carolina outplayed Virginia Tech in every phase of the game to score a 42-3 victory in the Toyota Gator Bowl game at Alltel Stadium.

The Tar Heels, ranked seventh by the AP and fifth by the coaches, impressed a crowd of 54,116 by passing for 318 yards and grinding out 124 more yards on the ground. Tech, meanwhile, was held to a total of 185 yards, its lowest total of the season.

Two of Carolina's first-half touchdowns came on defensive plays. The Tar Heels blocked a punt in the first quarter and Dré Bly returned it six yards for a touchdown. Then in the second period, Tech quarterback Al Clark fumbled in the end zone and Greg Ellis fell on it for another UNC touchdown.

The Hokies never could get their offense on track, losing three of their six fumbles. Tech's only points came on a 40-yard field goal by Shayne Graham late in the third quarter.

Clark, recovering from a postseason knee operation, had to give way to reserve Nick Sorensen at the start of the second half. Sorensen went on to be voted Tech's Player of the Game by the media.

Tech was the winner in one category. For the fifth straight year, Hokie fan support far exceeded that of their bowl opponent. The Hokies sold almost twice as many tickets as the Tar Heels.



January 1, 1998 • Jacksonville, Fla.  
Alltel Stadium • Att: 54,116

Virginia Tech	0	0	3	0	—	3
North Carolina	16	6	6	14	—	42

UNC (9:15 re 1st) — FG McGee 29  
 UNC (6:07 re 1st) — Barnes 62 pass from Keldorf (McGee kick)  
 UNC (1:03 re 1st) — Bly 6 blocked punt return (kick failed)  
 UNC (14:53 re 2nd) — Ellis fumble recovery in end zone (pass failed)  
 UNC (9:43 re 3rd) — Linton 1 run (kick failed)  
 VT (4:37 re 3rd) — FG Graham 40  
 UNC (14:55 re 4th) — Barnes 14 pass from Keldorf (McGee kick)  
 UNC (5:01 re 4th) — Carrick 4 pass from Keldorf (McGee kick)


Team Statistics	VT	UNC
First downs	14	18
Rushes-yds.	40-95	37-109
Passing yds.	90	318
Return yds.	11	25
Passes	13-25-0	18-29-0
Punts-avg.	6-30.8	3-40.3
Fumbles-lost	6-3	0-0
Penalties-yds.	4-36	6-61
Time of poss.	30:29	29:31
Sacks by	2-9	5-40

#### Individual Leaders

**Rushing** — VT, Oxendine 10-39, Scales 1-29, Pegues 7-27, Sorensen 10-19, Parker 4-2, Hawkins 1-1, Clark 7-(-22); UNC, Linton 20-68, Geter 7-25, D. Williams 5-24, Keldorf 5-(-8).

**Passing** — VT, Clark 9-17-0-66, Sorensen 4-8-0-24; UNC, Keldorf 17-28-0-290, Schmitz 1-1-0-28.

**Receiving** — VT, Parker 4-32, Stuewe 2-24, Harrison 4-21, Scales 1-13, Ellison 1-3, Oxendine 1-(-3). UNC, Barnes 3-89, Linton 6-81, Crumpler 5-77, N. Brown 2-39, Simmons 1-28, Carrick 1-4.



Nick Sorensen (above) was named Tech's MVP for the game. Tech fans take over Jacksonville (right) for a Gator Bowl pep rally on New Year's Eve. The Hokies are well known for their tremendous bowl following.



# 1998 Music City Bowl

## Virginia Tech 38, Alabama 7



Al Clark got the Hokies on the board early with this 43-yard touchdown run.

**NASHVILLE, Tenn.** — A sellout crowd of 41,600, who braved freezing rain and a wind chill that dipped to 14 degrees, watched as Virginia Tech beat Alabama, 38-7, in the inaugural American General Music City Bowl in Nashville, Tenn.

The win was Tech's first-ever football victory against Alabama, snapping a 10-game losing streak against the Crimson Tide. The winning margin was the largest ever in a bowl game for the Hokies, while the losing margin was the second-worst in a bowl game for the Tide.

Quarterback Al Clark got Tech off to a quick start with a 43-yard touchdown run on the fourth play of the game. But for the rest of the first half, the Hokies failed to take advantage of opportunities. A 44-yard Shayne Graham field goal near the end of the second quarter enabled Tech to take a 10-7 lead at halftime.

Things changed dramatically for the Hokies in the second half as they began to make the most of every opportunity, thanks in large part to the play of defensive end Corey Moore.

Moore forced Alabama quarterback Andrew Zow to throw an interception to Tech linebacker Phillip Summers early in the third quarter. That led to a 1-yard touchdown run by Lamont Pegues, which gave the Hokies

a 17-7 lead. Moore then blocked an Alabama punt to set up another Tech rushing touchdown — this time a 4-yard burst by Shyrone Stith.

Tech polished things off in the fourth quarter. The Hokies recovered a fumbled punt at the Alabama 19 and marched in for another

TD by Pegues. Tech defensive back Anthony Midget put the finishing touches on with a 27-yard interception return for a touchdown.



Tech blocked two punts against the Crimson Tide, including this one by Corey Moore (56).

Dec. 29, 1998 • Nashville, Tenn.  
Vanderbilt Stadium • Att: 41,600

Virginia Tech	7	3	14	14	—	38
Alabama	0	7	0	0	—	7

VT (12:25 re 1st) — Clark 43 run (Graham kick)  
 UA (9:13 re 2nd) — Vaughn 5 pass from Zow (Pflugner kick)  
 VT (6:41 re 2nd) — FG Graham 44  
 VT (8:16 re 3rd) — Pegues 1 run (Graham kick)  
 VT (5:08 re 3rd) — Stith 4 run (Graham kick)  
 VT (13:31 re 4th) — Pegues 1 run (Graham kick)  
 VT (7:33 re 4th) — Midget 27 interception return (Graham kick)

Team Statistics	VT	UA
First downs	15	15
Rushes-yds	43-207	32-50
Passing yds.	71	224
Return yds.	78	-3
Passes	7-14-1	19-35-3
Punts-avg.	3-46.7	6-29.0
Fumbles-lost	0-0	2-1
Penalties-yds.	5-31	10-94
Time of poss.	23:43	36:17
Sacks by	3-13	4-27

#### Individual Leaders

**Rushing** — VT, Stith 10-71, Clark, 9-55, Pegues 15-41, Kendrick 3-27, Harrison 1-9, Ward 2-4, J. Ferguson 3-0; UA, Alexander 21-55, McClintock 3-3, Zow 8-(-8).  
**Passing** — VT, Clark 7-14-71-1; UA, Zow 19-35-224-3.  
**Receiving** — VT, Harrison 2-11, J. Ferguson 1-14, Stith 1-9, Hall 1-20, E. Johnson 1-8, Pegues 1-9; UA Alexander 8-87, Vaughn 3-55, Milons 2-17, Jackson 2-20, Hall 2-14, Bowens 1-16, Locke 1-15.





# 2000 Sugar Bowl

## NATIONAL CHAMPIONSHIP GAME

### Florida State 46, Virginia Tech 29

**NEW ORLEANS, La.** — Playing on the biggest stage in school history — the national championship game — Virginia Tech proved it belonged among the nation's elite, but fell short in its drive to capture the coveted national crown. In the end, the Hokies simply could not overcome their own mistakes and the big plays of the Florida State Seminoles during a 46-29 loss in the Nokia Sugar Bowl.

In one of the best championship games in recent history, Tech rallied from a 21-point first-half deficit to take the lead from the top-ranked Seminoles going into the fourth quarter. The Hokies had the momentum of 22-straight points heading into the final period, but that momentum turned in FSU's favor on a crucial fourth-and-one play with just over 14 minutes remaining in the game.



The Seminoles picked up the first down and went on to take the lead with a touchdown at the 12:59 mark. A Tech fumble led to an FSU field goal less than three minutes later, and the Seminoles iced the game with another TD with 7:42 remaining.

Tech showed no fear against its highly touted opponent, driving 76 yards to the FSU 4 on its first possession of the game only to fumble. It was the first of several costly mistakes. Florida State scored on a blocked punt and a punt return on the way to building a 28-7 lead.

Sensational redshirt-freshman quarterback Michael Vick directed an 80-yard scoring drive just before the half to get the Hokies closer at 28-14. Tech added 15 more points in the third quarter to go ahead, 29-28.

Vick accounted for 323 yards of total offense. He constantly avoided FSU's rush with a dazzling display of footwork that led to 97 yards rushing and a touchdown. Vick added 225-yards passing and another TD.

Tech out-gained the Seminoles, 503 yards to 359, but 170 of FSU's total yards came on three long touchdown passes.

January 4, 2000 • New Orleans, La.  
Louisiana Superdome • Att: 79,280

Virginia Tech	7	7	15	0	—	29
Florida State	14	14	0	18	—	46

FSU (3:22 re 1st) — Warrick 64 pass from Weinke (Janikowski kick)  
 FSU (2:14 re 1st) — Chaney 6 blocked punt return (Janikowski kick)  
 VT (0:30 re 1st) — Davis 49 pass from Vick (Graham kick)  
 FSU (13:45 re 2nd) — Dugans 63 pass from Weinke (Janikowski kick)  
 FSU (11:40 re 2nd) — Warrick 59 punt return (Janikowski kick)  
 VT (0:37 re 2nd) — Vick 3 run (Graham kick)  
 VT (7:54 re 3rd) — FG Graham 23  
 VT (5:57 re 3rd) — Kendrick 29 run (pass failed)  
 VT (2:13 re 3rd) — Kendrick 6 run (pass failed)  
 FSU (12:59 re 4th) — Dugans 14 pass from Weinke (Warrick pass from Weinke)  
 FSU (10:26 re 4th) — FG Janikowski 32  
 FSU (7:42 re 4th) — Warrick 43 pass from Weinke (Janikowski kick)

Team Statistics	VT	FSU
First downs	24	15
Rushes-yds.	52-278	23-30
Passing yds.	225	329
Return yds.	88	80
Passes	15-29-0	20-34-1
Punts-avg.	6-29	7-44
Fumbles-lost	3-3	2-0
Penalties-yds.	6-65	7-59
Time of poss.	36:25	23:35
Sacks by	4-31	7-37

#### Individual Leaders

**Rushing** — VT, Vick 23-97, Kendrick 12-69, Stith 11-68, Davis 1-16, Johnson 1-12, Sorensen 1-7, Ferguson 1-5, Hawkins 1-4, Graham 1-0; FSU, Chaney 4-43, Minor 9-39, Team 3-(-7), Weinke 7-(-41).

**Passing** — VT, Vick 15-29-0-225; FSU, Weinke 20-34-1-329.

**Receiving** — VT, Davis 7-108, Hawkins 2-49, Kendrick 2-27, Johnson 1-23, Wynn 1-7, Ferguson 1-6, Carter 1-5; FSU, Warrick 6-163, Dugans 5-99, Minnis 2-25, Minor 2-23, Morgan 2-10, Chaney 2-5, Boldin 1-4.



Michael Vick (above) wowed the nation with his performance in the national championship game against Florida State. Great plays such as Anthony Midget's interception (right) had the Hokies leading going into the fourth quarter.

# 2001 Gator Bowl

## Virginia Tech 41, Clemson 20

**JACKSONVILLE, Fla.** — Thanks to big plays from a Michael Vick-led offense and a strong defensive performance, Virginia Tech exorcised its Jacksonville demons and rang in the new year by defeating Clemson 41-20 in front of 68,741 fans at the 56th annual Gator Bowl. With the win, Tech snapped its two-game losing streak in Gator Bowl games.

The Hokies held Clemson to three-and-out on the Tigers' first possession, forcing them to punt. Clemson snapper Henry Owen, though, tossed back a poor snap to Jamie Somaini who was tackled for a loss at the Clemson 23.

The Hokies then took advantage of the great field position. On Tech's first play, Vick hit fullback Jarrett Ferguson with a perfect strike up the middle and Ferguson coasted into the end zone for the touchdown.

Vick accounted for Tech's second touchdown as well. Near the end of the first quarter, the redshirt sophomore led the Hokies on a 59-yard march that ended with him scoring on a 6-yard run — on third-and-goal — with 1:08 left in the quarter.

Clemson sliced into Tech's lead in the second quarter, but the Hokies answered, getting three plays for 45 yards or more and all three led to touchdowns.

A 49-yard pass play from Vick to André Kendrick on third-and-2 put the Hokies at the Clemson 4, and two plays later, tailback Lee Suggs scored from the 3. The extra point

capped a seven-play, 78-yard drive and gave the Hokies a 21-10 lead that they took into the locker room at halftime.

On Tech's first possession of the second half, Vick hit André Davis for a 55-yard gain to the Clemson 1 and Suggs scored from a yard out on the next play — his second of three scores on the day.

After a Clemson field goal made the score 27-13, the Hokies answered with another



big play and another touchdown. A 45-yard run by Kendrick got the Hokies into Clemson territory, and four plays later, Ferguson polished off the drive — and the Tigers — with a 5-yard touchdown run.

On the other side of the ball, Tech kept Clemson quarterback Woody Dantzler on the run — backwards — all day long. The Hokies

held Clemson to 88 yards rushing, sacked Clemson's quarterbacks six times and picked off two passes.

Vick, playing his final collegiate game, finished with 224 yards of total offense and earned the game's most valuable player award. He completed 10 of 18 passes for 205 yards, with one touchdown and one interception. He averaged more than 20 yards per completion.

January 1, 2001 • Jacksonville, Fla.  
Alltel Stadium • Att: 68,741

Clemson	0	10	3	7	—	20
Virginia Tech	14	7	13	7	—	41

VT (13:23 re 1st) — Ferguson 23 pass from Vick (Warley kick)  
 VT (1:08 re 1st) — Vick 6 run (Warley kick)  
 CU (2:34 re 2nd) — Zachery 23 pass from Dantzler (Hunt kick)  
 CU (5:45 re 2nd) — FG Hunt 28  
 VT (2:26 re 2nd) — Suggs 3 run (Warley kick)  
 VT (12:19 re 3rd) — Suggs 1 run (kick failed)  
 CU (7:19 re 3rd) — FG Hunt 26  
 VT (5:14 re 3rd) — Ferguson 5 run (Warley kick)  
 CU (7:19 re 4th) — Gardner 23 pass from Simmons (Hunt kick)  
 VT (3:41 re 4th) — Suggs 5 run (Warley kick)


Team Stats	VT	CU
First downs	19	21
Rushes-yds.	47-211	35-88
Passing yds.	205	243
Return yds.	31	0
Passes	10-18-1	21-44-2
Punts-avg.	2-32.0	5-38.4
Fumbles-lost	2-2	2-0
Penalties-yds.	2-20	7-50
KO ret.-yds.	4-96	5-94
Interceptions-yds.	2-27	1-0
Time of poss.	31:36	28:24
3rd downs	5 of 11	5 of 16
4th downs	0 of 1	1 of 3
Sacks by	6-28	2-22

**Individual Leaders**

**Rushing** — VT, Suggs 20-73, Kendrick 4-52, Ferguson 6-26, Ward 4-24, Vick 9-19, Burnell 1-6, Hawkins 2-6, Johnson 1-5; CU, Dantzler 18-81, Zachery 5-15, Rambert 4-7, Kelly 2-3, Team 1-(-8), Simmons 5-(-10).

**Passing** — VT, Vick 10-18-1-205; CU, Dantzler 15-32-1-180, Simmons 6-12-1-63.

**Receiving** — VT, Davis 2-70, Kendrick 2-55, Wynn 2-27, Ferguson 1-23, Hawkins 1-14, Wilford 1-9, Johnson 1-7; CU, Gardner 7-94, Watts 4-59, Zachery 2-25, Robinson 2-25, Kelly 3-22, Rambert 2-14, Youngblood 1-4.



The Tech defense harassed Tiger QB Woody Dantzler all game long.





# 2002 Gator Bowl

## Florida State 30, Virginia Tech 17

**JACKSONVILLE, Fla.** — Despite 158 yards receiving from André Davis in the final game of his career, Virginia Tech couldn't hold off the big-play capabilities of Florida State, falling to the Seminoles, 30-17, in front of 72,202 fans at the 57th annual Gator Bowl on New Year's Day.

In a game eerily similar to the 1999 Sugar Bowl game in which the Hokies and Seminoles battled for the national championship, Tech led after three quarters. A 55-yard touchdown pass from Tech quarterback Grant Noel to Davis with 40 seconds left in the third quarter gave the Hokies a 17-13 lead.

But then the big plays by FSU killed Tech. On the first play of the fourth quarter, FSU quarterback Chris Rix found Javon Walker on a 77-yard scoring play that gave the Seminoles a 20-17 lead.

The Hokies drove to the Seminole 32 on their next possession, but tailback Kevin Jones was stopped on fourth-and-1, giving FSU the ball on

downs. On the next play, Rix hit Walker again, this time for 50 yards to the Tech 18. That led to a 35-yard field goal by Xavier Beitia with 10:13 left in the game that gave the Seminoles a 23-17 lead.

The Seminoles put the game away late in the fourth quarter. A 23-yard touchdown pass from Rix to Walker accounted for the final margin.

Rix threw for 326 yards and two touchdowns, while Walker caught four passes for 195 yards — a new Gator Bowl record — and two touchdowns.

Noel completed 15-of-27 for 269 yards for Tech. Davis was the Hokies' MVP in the game, catching five passes for 158 yards and a score.

The loss marked the end of the careers of 22 Tech seniors. That senior class went down as the winningest class in school history with a 39-9 record.

The Gator Bowl appearance marked Tech's ninth-straight bowl game, a feat matched by only six other college teams.



January 1, 2002 • Jacksonville, Fla.  
Alltel Stadium • Att: 72,202

Virginia Tech	3	0	14	0	—	17
Florida State	0	10	3	17	—	30

VT (10:56 re 1st) — FG Warley 36  
 FSU (6:32 re 2nd) — Rix 1 run (Beitia kick)  
 FSU (1:26 re 2nd) — FG Beitia 50  
 VT (10:02 re 3rd) — Jones 5 run (Warley kick)  
 FSU (1:42 re 3rd) — FG Beitia 47  
 VT (0:40 re 3rd) — Davis 55 pass from Noel (Warley kick)  
 FSU (14:48 re 4th) — Walker 77 pass from Rix (Beitia kick)  
 FSU (10:13 re 4th) — FG Beitia 35  
 FSU (2:14 re 4th) — Walker 23 pass from Rix (Beitia kick)

Team Stats	VT	FSU
First downs	16	19
Rushes-yds.	40-43	39-104
Passing yds.	269	326
Return yds.	23	19
Passes	15-29-1	12-25-1
Punts-avg.	7-29.9	4-40.5
Fumbles-lost	2-1	1-1
Penalties-yds.	4-30	4-25
KO ret.-yds.	6-127	4-52
Interceptions-yds.	1-9	1-6
Time of poss.	31:09	28:51
3rd downs	3 of 14	4 of 12
4th downs	0 of 2	1 of 1
Sacks by	4-34	5-33

#### Individual Leaders

**Rushing** — VT, K. Jones 23-55, J. Ferguson 3-13, Burnell 2-1, Noel 12-(-26); FSU, G. Jones 23-120, Maddox 3-6, Gardner 1-(-3), Rix 12-(-19).

**Passing** — VT, Noel 15-27-0-269, Randall 0-1-1-0, Johnson 0-1-0-0; FSU, Rix 12-25-1-326.

**Receiving** — VT, A. Davis 5-158, J. Ferguson 5-32, Slowikowski 2-36, E. Johnson 2-21, Parham 1-22; FSU, J. Walker 4-195, Bell 3-43, C. Thorpe 2-48, T. Gardner 2-21, N. Maddox 1-29.



Kevin Jones heads into the end zone for the Hokies' first touchdown of the game (above).  
 André Davis (right) later scores on a 55-yard pass from Grant Noel.



# 2002 San Francisco Bowl

## Virginia Tech 20, Air Force 13

**SAN FRANCISCO** — Virginia Tech rallied from a 10-point deficit and then held off Air Force on the game's final drive to win the inaugural Diamond Walnut San Francisco Bowl, 20-13, at Pacific Bell Park. With the win, Tech finished the season 10-4, marking the third time in four years that the Hokies had posted 10 or more victories.

Things looked shaky in the early going when the Hokies found themselves on the wrong end of a 10-0 score just eight minutes into the game. From there on, however, Tech's defense held the Falcons in check, allowing just three points.

A pass interception by Tech linebacker Vegas Robinson set up the Hokies' first touchdown, which came on a 16-yard run by tailback Lee Suggs with 2:26 left in the first quarter. Place-kicker Carter Warley booted a 23-yard field goal with 33 seconds in the half to tie the game.



Tech took the lead for good in the third quarter with a 60-yard drive that was capped by Suggs' second touchdown of the game — a 1-yard run. The two teams traded field goals the rest of the way, setting up the Falcons' final drive.

Air Force began that final push on its own 18 and moved all the way to the Tech 10. Two incompletions left the Falcons with seven seconds on the clock and a chance for one last play. Air Force quarterback

Chance Harridge dropped back to pass on the final play, but failed to find anyone open. He tried to scramble for the end zone and was met head-on by Tech cornerback Ronyell Whitaker at the four.

A desperation lateral attempt was stuffed, and the Hokies' victory celebration began. The big play was Whitaker's second on the final drive. Earlier, he batted away a sure touchdown pass at the goal line.

Tech quarterback Bryan Randall was named the game's most valuable offensive player. Randall completed 18-of-23 passes for 177 yards and did not have any turnovers.

Defensively, Tech held Air Force's top-ranked

**December 31, 2002 • San Francisco, Calif.  
Pacific Bell Park • Att: 25,966**

Air Force	10	0	0	3	—	13
Virginia Tech	7	3	7	3	—	20

AF (12:00 re 1st) — Ward 15 run (Ashcroft kick)  
 AF (7:36 re 1st) — FG Ashcroft 45  
 VT (2:26 re 1st) — Suggs 16 run (Warley kick)  
 VT (0:33 re 2nd) — FG Warley 23  
 VT (4:55 re 3rd) — Suggs 1 run (Warley kick)  
 AF (9:58 re 4th) — FG Ashcroft 21  
 VT (4:11 re 4th) — FG Warley 37

Team Stats	AF	VT
First downs	17	21
Rushing yds.	227	101
Passing yds.	91	177
Return yds.	22	30
Passes	4-19-2	18-23-0
Punts-avg.	3-31	3-40
Fumbles-lost	1-0	2-1
Penalties-yds.	7-73	3-25
Time of poss.	30:25	29:35
Sacks by	2-19	0-0

**Individual Leaders**  
**Rushing** — AF, Butler 17-75, Harridge 18-70, Palmer 4-22, Ward 2-20, Massie 5-17, Clark 2-10, Stephens 2-4, Heier 1-4, Cole 1-3, Gehrsitz 1-2; VT, Suggs 19-70, Jones 11-35, Eastlick 2-16, Randall 8-(-20).  
**Passing** — AF, Harridge 4-19-2-91; VT, Randall 18-23-0-177.  
**Receiving** — AF, Park 1-17, Waller 1-20, Strecker 1-18, Heier 1-6; VT, Wilford 5-50, Witten 4-48, Parham 4-35, Jones 2-7, Willis 1-20, Eastlick 1-10, Hamilton 1-7.

rushing attack to 227 yards, 87 below its average. The Falcons completed just 4-of-19 passes during the game and were intercepted twice by the Hokies.



Tailback Lee Suggs (22) ran for two touchdowns and the defense stopped the Falcons when it mattered most in the inaugural Diamond Walnut San Francisco Bowl.



# 2003 Insight Bowl

## California 52, Virginia Tech 49

**PHOENIX** — It wasn't New Year's Eve, but the Virginia Tech Hokies and the California Golden Bears certainly blasted off more than their fair share of fireworks. Unfortunately for the Hokies, Cal got to fire off the final round.

Cal kicker Tyler Fredrickson, who came into the game having made just 14 of 29 field goal attempts all season, drilled a 35-yarder at the final horn to lift Cal past the Hokies 52-49 in a thrilling Insight Bowl game played in front of a record crowd of 42,364 fans at Bank One Ballpark in Phoenix.

Trailing by seven at halftime, Cal scored touchdowns on its first four possessions of the second half, taking a 49-35 lead on a 13-yard run by Vincent Strang with 6:26 left in the game. Strang's touchdown capped a 65-yard drive that ate 7:09 off the clock.

But the Hokies rallied, scoring 14 unanswered points themselves. After Strang's touchdown, Tech went 80 yards in less than two minutes and quarterback Bryan Randall found Chris Shreve for a 28-yard touchdown that cut the Cal lead to seven, 49-42, with 4:28 left.

Tech forced the Bears to punt on Cal's next possession — Cal's only punt of the second half. Tech punt returner DeAngelo Hall got the ball and tied the game at 42 when he took that punt 52 yards for a touchdown with 3:11 remaining.

But on the ensuing kickoff after Hall's touchdown, Tech's Brandon Pace kicked the ball out of bounds, giving the Bears the ball at the 35. Cal marched 47 yards on seven plays, reaching the Tech 18 before calling a timeout with two seconds in the game to set up Fredrickson's heroics.

The loss overshadowed a brilliant game by Tech's offense, and most notably, Randall, who completed 24-of-34 for 398 yards and four touchdowns. He also scored a touchdown rushing, thus accounting for five of Tech's seven scores. Keith Willis, Ernest Wilford and Shreve also enjoyed huge games in their final contest as Hokies.

Willis became the first Tech player ever to catch two touchdown passes in a bowl game and Wilford broke Antonio Freeman's career mark for receptions. Shreve caught three passes for 93 yards and the touchdown. Kevin Jones, also playing his final game as a Hokie before heading to the NFL, rushed for 153 yards on 16

**December 26, 2003 • Phoenix, Ariz.**  
**Bank One Ballpark • Att: 42,364**

California	7	14	21	10	—	52
Virginia Tech	21	7	0	21	—	49

CAL (9:56 re 1st) — Rodgers 1 run (Fredrickson kick)  
VT (7:18 re 1st) — Randall 2 run (Warley kick)  
VT (2:44 re 1st) — Willis 3 pass from Randall (Warley kick)  
VT (0:50 re 1st) — Vick 36 pass from Randall (Warley kick)  
CAL (9:10 re 2nd) — Lyman 33 pass from Rodgers (Fredrickson kick)  
VT (5:16 re 2nd) — Jones 11 run (Warley kick)  
CAL (0:30 re 2nd) — Arrington 13 pass from Rodgers (Fredrickson kick)  
CAL (10:16 re 3rd) — Manderino 3 run (Fredrickson kick)  
CAL (5:59 re 3rd) — Echemandu 9 run (Fredrickson kick)  
CAL (0:48 re 3rd) — Rodgers 8 run (Fredrickson kick)  
VT (13:35 re 4th) — Willis 22 pass from Randall (Pace kick)  
CAL (6:26 re 4th) — Strang 13 run (Fredrickson kick)  
VT (4:28 re 4th) — Shreve 28 pass from Randall (Pace kick)  
VT (3:11 re 4th) — Hall 52 punt return (Warley kick)  
CAL (0:00 re 4th) — FG Fredrickson 35

Team Stats	CAL	VT
First downs	27	27
Rushes-yds.	41-136	26-153
Passing yds.	394	398
Return yds.	14	53
Passes	27-35-0	24-36-0
Punts-avg.	4-39.8	2-41.0
Fumbles-lost	1-0	0-0
Penalties-yds.	4-25	6-40
Time of poss.	37:15	22:45
Sacks by	2-18	2-11

#### Individual Leaders

**Rushing** — CAL, Arrington 11-37, Echemandu 13-34, Rodgers 10-30, Strang 4-24, Manderino 3-11; VT Jones 16-153, Vick 3-5, Humes 1-3, Randall 6-20.

**Passing** — CAL Rodgers 27-35-0-394; VT Randall 24-34-0-398, Vick 0-1-0-0, Johnson 0-1-0-0.

**Receiving** — CAL Toler 6-84, Lyman 5-149, Arrington 5-38, Hall 3-62, Echemandu 3-28, Manderino 3-23, Rust 1-7, Gray 1-3; VT Wilford 8-110, Vick 4-82, Jones 4-25, Shreve 3-93, Johnson, R. 2-55, Willis 2-25, Imoh 1-8.

carries and scored a touchdown. Tech finished with 551 yards of total offense.

The Hokies, who were playing in their 11th-consecutive bowl game, finished the season 8-5 overall.



Bryan Randall (above) completed 24-of-34 passes for 398 yards and four touchdowns as Tech put up 551 yards of total offense. Ernest Wilford hauled in eight passes for 110 yards in his final game as a Hokie.



# 2005 Sugar Bowl

## Auburn 16, Virginia Tech 13

**NEW ORLEANS, La.** — The No. 9 Virginia Tech Hokies took the undefeated and No. 3-ranked Auburn Tigers to the final two minutes of the game, but could not pull off the upset in the 71st Nokia Sugar Bowl. The Hokies fell to the Tigers 16-13 in front of 77,349 fans at the Superdome.

With the Hokies trailing 16-6 late in the game and 2:13 showing on the clock, Tech took over at its 20. Quarterback Bryan Randall took the snap, got the safety to bite on a pump fake to Josh Morgan, and then hit Morgan deep for the 80-yard strike to bring Tech within three points with 2:01 remaining.

The touchdown pass gave Randall sole possession of Tech's career touchdown passes record with 48. He surpassed Maurice DeShazo's 47 with the final pass of his collegiate career.

Tech still had life after the touchdown, but Auburn recovered the onsidies kick and ran out the clock.

After the Hokies punted on their first series of the game, Auburn took over at its 24 and quickly put the pressure on Tech. A 35-yard play-action pass from Jason Campbell to tight end Cooper Wallace on the Tigers' first play, followed immediately by Ronnie Brown rumbling 31 yards straight up the gut, put Auburn at the Tech 8. Tech's defense stiffened and Auburn settled for a 23-yard John Vaughn field goal and

a 3-0 lead. The Tigers would add a 19-yard field goal with 1:10 remaining in the quarter for a 6-0 advantage.

The Hokies threatened Auburn in the second quarter, starting on their own 24 and reaching the Auburn 3-yard line in just five plays. A 30-yard strike from Randall to Josh Hyman put Tech in position to tie the game or take the lead. However, Auburn's defense stopped Tech and took over on downs.

Auburn took over at its 1 and proceeded to march down the field. The Tech defense once again kept the Hokies in the game, though, by forcing a 24-yard field goal. Auburn took its 9-0 lead into the locker room at halftime.

Auburn gained a 16-0 advantage on a touchdown by Devin Aromasodu, the Tech defense stiffened. Facing a second-and-11 from the 20, Campbell rolled out and threw to the sideline, but was intercepted by Jimmy Williams at the 33. The Hokies once again had an opportunity to resurrect their chances, but came up short on the 6-yard line. Brandon Pace missed a 23-yard field goal attempt.

The Hokies finally got on the scoreboard with 6:58 remaining in the game. After a Cadillac Williams fumble gave Tech the ball at its own 22, the Hokies marched 78 yards in six plays and reached paydirt when Randall found Morgan in the left flat. Morgan picked up a block from



**January 3, 2005 • New Orleans, La.  
Louisiana Superdome • Att: 77,349**

Virginia Tech	0	0	0	13	—	13
Auburn	6	3	7	0	—	16

AU (8:44 re 1st) — FG Vaughn 23  
 AU (1:10 re 1st) — FG Vaughn 19  
 AU (1:50 re 2nd) — FG Vaughn 24  
 AU (10:39 re 3rd) — Aromashodu 5 pass from Campbell (Vaughn kick)  
 VT (6:58 re 4th) — Morgan 29 pass from Randall (pass failed)  
 VT (2:01 re 4th) — Morgan 80 pass from Randall (Pace kick)

Team Statistics	VT	AU
First downs	19	14
Rushes-yds.	22-76	43-110
Passing yds.	299	189
Return yds.	71	39
Passes	21-38-2	11-16-1
Punts-avg.	5-35.2	4-43.0
Fumbles-lost	0-0	1-1
Penalties-yds.	7-57	4-35
Time of poss.	26:26	33:34
Sacks by	2-17	1-11

**Individual Leaders**  
**Rushing** — VT, Randall 9-45, Imoh 6-16, Humes 6-10, Hamilton 1-5; AU, Brown 14-68, C. Williams 19-61, Campbell 6-(-3).  
**Passing** — VT, Randall 21-38-2-299; AU, Campbell 11-38-1-189.  
**Receiving** — VT, Hyman 5-71, Morgan 3-126, Royal 3-37, King 3-12, Clowney 2-23, Mazetta 1-20, Humes 1-10, Hamilton 1-6, Harper 1-2, Imoh 1-(-8); AU, Taylor 5-87, Mix 2-68, C. Williams 2-(-6), Wallace 1-35, Aromashodu 1-5.

Hyman and went 29 yards for the score. The two-point pass to Richard Johnson was ruled a trap and the Hokies trailed 16-6.

Randall's pass kept Tech's scoring streak alive, which was in jeopardy up until that point. The Hokies have not been shut out since September 16, 1995 when they lost 16-0 to Cincinnati.



The Hokies take the field (left) for their fourth BCS bowl — the 2005 Sugar Bowl. Josh Morgan (above) runs for one of two touchdowns he scored on passes from Bryan Randall.



# 2006 Gator Bowl

## Virginia Tech 35, Louisville 24

**JACKSONVILLE, Fla.** — The Virginia Tech Hokies twice rallied from 11-point deficits and scored 22 unanswered points in the fourth quarter to knock off Louisville 35-24 in the Gator Bowl played at Alltel Stadium on Jan. 2 in Jacksonville, Fla.

The win snapped a two-game losing streak in bowl games for the Hokies and enabled Tech to finish the 2005 season with an 11-2 overall record. Tech recorded 11 wins for just the third time in the program's history.

The Hokies trailed 14-3 in the first half, and 17-10 at halftime, primarily because of 75 yards in penalties, all of the 15-yard variety. In the second half, they found themselves down 24-13 after Louisville quarterback Hunter Cantwell hit Gary Barnidge on a 29-yard touchdown pass with less than 14 minutes left in the game.

After that score, the Hokies got things going. Tech answered by marching 78 yards in just two plays. Tech got a big play from quarterback Marcus Vick, who hit receiver David Clowney for a 54-yard gain to the Louisville 24. On the next play, Cedric Humes rumbled in from 24 yards out, and the Hokies connected on the two-point conversion when Vick hit Josh Morgan. That made the score 24-21 with just over 13 minutes to go.

Tech's Chris Ellis then gave Tech's offense a golden opportunity when he drilled Cantwell on the ensuing possession and forced the Louisville signal-caller to fumble. James Anderson recovered for the Hokies, giving Tech the ball

at its own 47. The Hokies capitalized when Vick found tight end Jeff King in the back of the end zone on a 5-yard touchdown pass that gave the Hokies a 28-24 lead with 6:09 left in the game.

Tech put the game away a minute later.

Anderson, a redshirt senior from Chesapeake, Va., who enjoyed a huge game, intercepted a Cantwell pass and returned it for a touchdown that made the score 35-24. Louisville had two opportunities to cut into the lead, but lost the ball on downs on one occasion before Brandon Flowers intercepted a pass on the Cardinals' final possession of the game.

Humes, a redshirt senior from Virginia Beach, Va., took home

the game's MVP honors for Tech after rushing for 113 yards and one touchdown in his final collegiate game. His effort enabled the Hokies to rush for 187 yards, pacing a balanced Tech attack.

Vick completed 11-of-21 for 203 yards and two scores.

Tech's defense slammed the door on the Cardinals in the second half, allowing just seven first downs and 119 yards. Cantwell threw three touchdowns, but also threw three interceptions.



January 2, 2006 • Jacksonville, Fla.  
Alltel Stadium • Att: 63,780

Louisville	14	3	0	7	—	24
Virginia Tech	3	7	3	22	—	35

UL (10:57 re 1st) — Urrutia 11 pass from Cantwell (Carmody kick)  
 VT (6:04 re 1st) — FG Pace 36  
 UL (2:53 re 1st) — Tinch 39 pass from Cantwell (Carmody kick)  
 VT (5:06 re 2nd) — Harper 33 pass from Vick (Pace kick)  
 UL (2:32 re 2nd) — FG Carmody 35  
 VT (3:12 re 3rd) — FG Pace 28  
 UL (13:37 re 4th) — Barnidge 29 pass from Cantwell (Carmody kick)  
 VT (13:04 re 4th) — Humes 24 run (Morgan pass from Vick)  
 VT (6:09 re 4th) — King 5 pass (Pace kick)  
 VT (5:04 re 4th) — Anderson 39 interception (Pace kick)

Team Statistics	UL	VT
First downs	20	21
Rushes-yds.	30-127	48-187
Passing yds.	216	203
Return yds.	158	91
Passes	15-37-3	11-21-0
Punts-avg.	4-46-2	6-50-0
Fumbles-lost	1-1	2-0
Penalties-yds.	5-49	7-93
Time of poss.	23:39	36:21
Sacks by	3-28	4-30

#### Individual Leaders

**Rushing** — UL, Bush 16-94, Smith 3-32, Douglas 2-24, Stripling 3-13, TM 1-(-2), Cantwell 5-(-34); VT, Humes 22-113, Ore 11-56, Vick 13-10, Harper 1-10, TM 1-(-2).

**Passing** — UL, Cantwell 15-37-3-216; VT, Vick 11-21-0-203.

**Receiving** — UL, Urrutia 6-95, Tinch 3-55, Jones 3-22, Barnidge 1-29, Bush 1-8, Douglas 1-7; VT, King 3-27, Clowney 2-69, Harper 2-62, Hyman 2-44, Royal 2-1.



Cedric Humes (above) accepts the Most Valuable Player award at the conclusion of the Gator Bowl. There was no stopping James Anderson (left) when he returned this interception 39 yards for a touchdown.



# 2006 Chick-fil-A Bowl

## Georgia 31, Virginia Tech 24

**ATLANTA** — Virginia Tech jumped out to a 21-3 halftime lead, but the Hokies' second-half turnovers proved costly as Georgia scored 28 straight points in the final 30 minutes to knock off Tech 31-24 in the Chick-fil-A Bowl in front of a record crowd of 75,406 fans at the Georgia Dome on Dec. 30, 2006.

The loss snapped Tech's six-game winning streak and ended the Hokies' bid at becoming just the fourth team in school history to win 11 games in a season. Tech finished its season with a 10-3 record, while Georgia finished its 2006 campaign with a 9-4 mark.

The Hokies jumped out to that 18-point halftime lead thanks to two 1-yard touchdown runs by tailback Brandon Ore and a 53-yard pass from receiver Eddie Royal to tight end Sam Wheeler on a trick play. But Tech turned the ball over four times in the second half — all by quarterback Sean Glennon — and three of those turnovers led to 18 Georgia points.

The Bulldogs cut the lead to 21-6 on a 51-yard field goal by Brandon Coutu early in the second half, and then head coach Mark Richt made a decision that helped turned the game around. Richt decided to go for an onside kick, and the Bulldogs recovered. That ended up leading to a 6-yard touchdown pass from Matthew Stafford to tight end Martrez Milner that cut the Tech lead to 21-13.

A Glennon interception on Tech's next possession led to 3-yard run by Gregg Lumpkin with 12:39 left in the game. Georgia went for two points and got it when Stafford hit Milner in the back of the end zone. That tied the game at 21.

A Glennon fumble on the first play of Tech's next possession led to a 28-yard field goal by Coutu that enabled the Bulldogs to regain the lead, 24-21, with 10:42 remaining. Glennon's interception on the Hokies' next possession ultimately led to a 1-yard touchdown run by Brannan Southerland with 7:30 to go that gave

the Bulldogs a 31-21 lead.

The Hokies cut the lead to 31-24 on a field goal by Brandon Pace with 3:41 remaining and actually got the ball back with 1:25 to go. But they couldn't muster a first down, with the fourth-down play ending when a Glennon pass fell incomplete.

Glennon, a 6-foot-4, 221-pound redshirt sophomore from Centreville, Va., suffered a nightmarish game in the season finale. He completed 13-of-26 for 94 yards, with three interceptions and a fumble.

Royal caught four passes for 45 yards, and Ore ran for 42 yards on 20 carries to pace the Hokies. Tech finished with just 189 yards of total offense.

December 30, 2006 • Atlanta, Ga.  
Georgia Dome • Att: 75,406

Georgia	3	0	10	18	—	31
Virginia Tech	0	21	0	3	—	24

GA (10:49 re 1st) - FG Coutu 39  
 VT (14:07 re 2nd) - Ore 1 run (Pace kick)  
 VT (6:45 re 2nd) - Ore 1 run (Pace kick)  
 VT (4:36 re 2nd) - Wheeler 53 pass from Royal (Pace kick)  
 GA (6:10 re 3rd) - FG Coutu 51  
 GA (1:52 re 3rd) - Milner 6 pass from Stafford (Coutu kick)  
 GA (12:39 re 4th) - Lumpkin 3 run (Milner pass from Stafford)  
 GA (10:49 re 4th) - FG Coutu 28  
 GA (7:30 re 4th) - Southerland 1 run (Coutu kick)  
 VT (3:41 re 4th) - FG Pace 28

Team Statistics	UGA	VT
First downs	9	9
Rushing yds.	31-71	26-42
Passing yds.	129	147
Return yds.	44	53
Passes	9-21-1	14-27-3
Punts-avg.	7-37.7	4-48.8
Fumbles-lost	1-0	1-1
Penalties-yds.	4-31	8-78
Time of poss.	30:23	29:37
Sacks by	3-14	2-15

### Individual Leaders

**Rushing** — UGA, Lumpkin 12-39, Ware 6-24, Southerland 6-5, Stafford 7-3; VT, Ore 20-42, K. Lewis 2-5, Glennon 4(-5).

**Passing** — UGA, Stafford 9-21-1-129; VT, Glennon 13-26-3-94, Royal 1-1-0-53.

**Receiving** — UGA, Milner 3-49, Massaquoi 2-18, Southerland 1-27, Raley 1-24, Durham 1-11, Ware 1-0; VT, Royal 4-45, Ore 4-11, Morgan 2-14, Wheeler 1-53, Boone 1-10, Clowney 1-8, Harper 1-6.

Tech's defense, ranked No. 1 nationally going into the game, struggled in the second half, though it was often put in difficult situations. Georgia amassed 153 of its 200 total yards in the final 30 minutes. Stafford, a true freshman, completed 9-of-21 for 129 yards, with a touchdown and an interception.



Linebacker Vince Hall (above) made 13 tackles against Georgia to finish the season with an ACC-high total of 128. Tight end Sam Wheeler (left) hauls in a 53-yard pass from receiver Eddie Royal to give Tech a 21-3 lead.



# Bowl Superlatives

**LONGEST RUN FROM SCRIMMAGE:** 77 yds., tb Maurice Williams vs. NC State, 1986 Peach

Opponent: 79 yds., tb Steve Hindman, Mississippi, 1968 Liberty (TD)

**LONGEST PASS COMPLETION:** 80 yds., qb Bryan Randall to se Josh Morgan vs. Auburn, 2005 Sugar (TD)

Opponent: 77 yds., qb Chris Rix to se Javon Walker, Florida State, 2002 Gator (TD)

**LONGEST PUNT RETURN:** 60 yds., Bryan Still vs. Texas, 1995 Sugar (TD)

Opponent: 59 yds., Peter Warrick, Florida State, 2000 Sugar (TD)

**LONGEST KICKOFF RETURN:** 63 yds., André Kendrick vs. Florida State, 2000 Sugar

Opponent: 51 yds., Jermaine Chaney, Indiana, 1993 Independence

**LONGEST INTERCEPTION RETURN:** 39 yds., lb James Anderson vs. Louisville, 2006 Gator

Opponent: 70 yds., mon Robert Bailey, Mississippi, 1968 Liberty (TD)

**LONGEST PUNT:** 62 yds., Gene Fisher vs. Miami, 1966 Liberty

Opponent: 63 yds., Mark Simon, Air Force, 1984 Independence

**LONGEST FIELD GOAL:** 46 yds., Chris Kinzer vs. NC State, 1986 Peach

Opponent: 52 yds., Phil Dawson, Texas, 1995 Sugar

**MOST RUSHING CARRIES:** 27, tb Cyrus Lawrence vs. Miami, 1981 Peach

Opponent: 29, qb Bart Weiss, Air Force, 1984 Independence

**MOST RUSHING YARDS:** 153, tb Kevin Jones vs. California, 2003 Insight

Opponent: 121, tb Steve Hindman, Mississippi, 1968 Liberty

**MOST RUSHING TOUCHDOWNS:** 3, tb Lee Suggs vs. Clemson, 2001 Gator

Opponent: 3, James Stewart, Tennessee, 1994 Gator

**MOST PASSING ATTEMPTS:** 38 Bryan Randall vs. Auburn, 2005 Sugar

Opponent: 37, Hunter Cantwell, Louisville, 2006 Gator

**MOST PASSING COMPLETIONS:** 24, Bryan Randall vs. California, 2003 Insight

Opponent: 27, Aaron Rodgers, California, 2003 Insight

**MOST PASSING YARDS:** 398, Bryan Randall vs. California, 2003 Insight

Opponent: 394, Aaron Rodgers, California, 2003 Insight

**MOST TOUCHDOWN PASSES THROWN:** 4, Bryan Randall vs. California, 2003 Insight

Opponent: 4, Chris Weinke, Florida State, 2000 Sugar

**MOST RECEPTIONS:** 8, se Ernest Wilford vs. California, 2003 Insight

Opponent: 7, wr Rod Gardner, Clemson, 2001 Gator

**MOST YARDS ON RECEPTIONS:** 158, fl André Davis vs. Florida State, 2002 Gator

Opponent: 195, se Javon Walker, Florida State, 2002 Gator

**MOST TOUCHDOWNS BY RECEPTIONS:** 2, te Keith Willis vs. California, 2003 Insight; se Josh Morgan vs. Auburn, 2005 Sugar

Opponent: 2, fl Thomas Lewis, Indiana, 1993 Independence; wr Octavus Barnes, North Carolina, 1998

Gator; wr Peter Warrick, Florida State, 2000 Sugar; wr Ron Dugans, Florida State, 2000 Sugar; se Javon Walker, Florida State, 2002 Gator

**MOST YARDS TOTAL OFFENSE:** 390, qb Bryan Randall vs. California, 2003 Insight

Opponent: 424, qb Aaron Rodgers, California, 2003 Insight

**MOST POINTS:** 18, tb Lee Suggs vs. Clemson, 2001 Gator

Opponent: 20, wr Peter Warrick, Florida State, 2000 Sugar

**MOST FIELD GOALS MADE:** 2, Chris Kinzer vs. NC State, 1986 Peach; Carter Warley vs. Air Force, 2002 SF Bowl;

Brandon Pace vs. Louisville, 2006 Gator

Opponent: 3, Xavier Beitia, Florida State, 2002 Gator; John Vaughn, Auburn, 2005 Sugar; **Brandon Coutu, Georgia, 2006 Chick-fil-A**

**MOST TACKLES:** 15, lb Ashley Lee vs. Miami, 1981 Peach; lb Vince Daniels vs. Air Force, 1984 Independence

Opponent: 17, lb Pat Teague, NC State, 1986 Peach

**MOST INTERCEPTIONS:** 2, db Floyd Bowles vs. Cincinnati, 1947 Sun; rov Torrian Gray vs. Texas, 1995 Sugar

Opponent: 2, **Tony Taylor, Georgia, 2006 Chick-fil-A**

**MOST INTERCEPTION RETURN YARDS:** 39 yds., lb James Anderson vs. Louisville, 2006 Gator

Opponent: 70, mon Robert Bailey, Mississippi, 1968 Liberty

**MOST KICKOFF RETURN YARDS:** 142, Mike Imoh vs. California, 2003 Insight

Opponent: 89, Troy Russell, NC State, 1986 Peach

**MOST PUNT RETURN YARDS:** 88, Ike Charlton vs. Florida State, 2000 Sugar

Opponent: 89, Shawn Summers, Tennessee, 1994 Gator

**BEST PUNTING AVERAGE:** 50 yds., Nic Schmitt vs. Louisville, 2006 Gator

Opponent: 46.3 yds., Todd Flannery, Louisville, 2006 Gator

**100-YARD RUSHING PERFORMANCES:** Kevin Jones (153 yds. vs. California, 2003 Insight); Ken Oxendine (150 yds. vs.

Nebraska, 1996 Orange); Cyrus Lawrence (134 yds., vs. Miami, 1981 Peach); Maurice Williams (129 yds., vs. NC State, 1986 Peach); Ken Edwards (119 yds., vs. Mississippi, 1968 Liberty); Cedric Humes (113 yds., vs. Louisville, 2006

Gator Bowl); Eddie Hunter (113 yds., vs. NC State, 1986 Peach); Dwayne Thomas (102 yds., vs. Tennessee, 1994 Gator)

Opponent: Steve Hindman (121 yds., Mississippi, 1968 Liberty); Mal Crite (101 yds., NC State, 1986 Peach);

Greg Jones (120 yds., Florida State, 2002 Gator)

**BLOCKED PUNTS:** John Maskas (vs. Cincinnati, 1947 Sun); Jimmy Richards (vs. Miami, 1966 Liberty, set up TD);

Keion Carpenter (vs. Alabama, 1998 Music City); Corey Moore (vs. Alabama, 1998 Music City, set up TD)

Opponent: Derrick Taylor (NC State, 1986 Peach, resulted in TD); Quinton Savage (North Carolina, 1998

Gator, resulted in TD); Tommy Polley (Florida State, 2000 Sugar, resulted in TD); Marcello Church

(Florida State, 2002 Gator, set up TD)

**MISCELLANEOUS TOUCHDOWNS:** 1, Lawrence Lewis vs. Indiana, 1993 Independence, returned fumble 20 yds.;

Antonio Banks vs. Indiana, 1993 Independence, returned blocked field goal 80 yds.; Jim Baron vs. Texas, 1995 Sugar, returned fumble 20 yds.

Opponent: 1, Brian Bulluck, NC State, 1986 Peach, recovered blocked punt for TD; Jason Peter, Nebraska,

1996 Orange, returned fumble 31 yds.; Dré Bly, North Carolina, 1998 Gator, returned blocked punt 6 yds.;

Greg Ellis, North Carolina, 1998 Gator, recovered fumble for TD



*Josh Morgan (17) and Justin Harper celebrate one of Morgan's two touchdown receptions at the 2005 Sugar Bowl.*

## Bowl Results

### 1947 Sun Bowl

Cincinnati 18, Virginia Tech 6

### 1966 Liberty Bowl

Miami (Fla.) 14, Virginia Tech 7

### 1968 Liberty Bowl

Mississippi 34, Virginia Tech 17

### 1980 Peach Bowl

Miami (Fla.) 20, Virginia Tech 10

### 1984 Independence Bowl

Air Force 23, Virginia Tech 7

### 1986 Peach Bowl

Virginia Tech 25, N. C. State 24

### 1993 Independence Bowl

Virginia Tech 45, Indiana 20

### 1994 Gator Bowl

Tennessee 45, Virginia Tech 23

### 1995 Sugar Bowl

Virginia Tech 28, Texas 10

### 1996 Orange Bowl

Nebraska 41, Virginia Tech 21

### 1998 Gator Bowl

North Carolina 42, Virginia Tech 3

### 1998 Music City Bowl

Virginia Tech 38, Alabama 7

### 2000 Sugar Bowl

Florida State 46, Virginia Tech 29

### 2001 Gator Bowl

Virginia Tech 41, Clemson 20

### 2002 Gator Bowl

Florida State 30, Virginia Tech 17

### 2002 San Francisco Bowl

Virginia Tech 20, Air Force 13

### 2003 Insight Bowl

California 52, Virginia Tech 49

### 2005 Sugar Bowl

Auburn 16, Virginia Tech 13

### 2006 Gator Bowl

Virginia Tech 35, Louisville 24

### 2006 Chick-fil-A Bowl

Georgia 31, Virginia Tech 24

# Team Bowl Marks

## Tech Offensive High and Low Marks

	BEST	WORST
FIRST DOWNS	29 vs. NC State, 1986 Peach	7 vs. Miami, 1966 Liberty
Rushing	15 vs. NC State, 1986 Peach	<b>3 vs. Georgia, 2006 Chick-fil-A</b>
Passing	18 vs. California, 2003 Insight	0 vs. Mississippi, 1968 Liberty
RUSHING YARDS	330 vs. Mississippi, 1968 Liberty	34 vs. Cincinnati, 1947 Sun
PASSING YARDS	398 vs. California, 2003 Insight	2 vs. Mississippi, 1968 Liberty
TOTAL OFFENSE	551 vs. California, 2003 Insight	111 vs. Miami, 1966 Liberty
OFFENSIVE PLAYS	90 vs. NC State, 1986 Peach	<b>53 vs. Georgia, 2006 Chick-fil-A</b>
Rushing Att.	60 twice (1968 Liberty, 1986 Peach)	22 vs. Auburn, 2005 Sugar
Passing Att.	38 twice (1994 Gator, 2005 Sugar)	7 vs. Mississippi, 1968 Liberty
PASSES COMPLETED	24 vs. California, 2003 Insight	1 vs. Mississippi, 1968 Liberty
PASSES HAD INTERCEPTED	0 six times (last time 2006 Gator)	<b>3 vs. Georgia, 2006 Chick-fil-A</b>
FUMBLES LOST	0 six times (last time 2006 Gator)	3 three times (1968 Liberty, 1998 Gator, 2000 Sugar)
YARDS PENALIZED	20 vs. Clemson, 2001 Gator	120 vs. Mississippi, 1968 Liberty
POINTS SCORED	49 vs. California, 2003 Insight	3 vs. North Carolina, 1998 Gator
RUSHING TOUCHDOWNS	5 vs. Clemson, 2001 Gator	0 three times (1996 Orange, 1998 Gator, 2005 Sugar)
PASSING TOUCHDOWNS	4 vs. California, 2003 Insight	0 vs. eight teams
POINTS IN A QUARTER	22 vs. Louisville, 2006 Gator (4th quarter)	0 vs. five teams
POINTS IN A HALF	28 vs. Indiana, 1993 Independence (1st half); vs. Alabama, 1998 Music City (2nd half); vs. California, 2003 Insight (1st half)	

## Tech Defensive High and Low Marks

	BEST	WORST
FIRST DOWNS	<b>9 vs. Georgia, 2006 Chick-fil-A</b>	27 vs. California, 2003 Insight
Rushing	<b>2 vs. Georgia, 2006 Chick-fil-A</b>	15 vs. Nebraska, 1996 Orange
Passing	2 vs. Air Force, 1984 Independence	17 vs. California, 2003 Insight
RUSHING YARDS	20 vs. Indiana, 1993 Independence	369 vs. Cincinnati, 1947 Sun
PASSING YARDS	49 vs. Air Force, 1984 Independence	394 vs. California, 2003 Insight
TOTAL OFFENSE	163 vs. Miami, 1966 Liberty	530 vs. California, 2003 Insight
OFFENSIVE PLAYS	56 vs. NC State, 1986 Peach	79 vs. Clemson, 2001 Gator
Rushing Att.	23 vs. Florida State, 2000 Sugar	55 vs. Air Force, 1984 Independence
Passing Att.	7 vs. Air Force, 1984 Independence	44 vs. Clemson, 2001 Gator
PASSES COMPLETED	4 vs. Air Force, 2002 San Francisco Bowl	27 vs. California, 2003 Insight
PASSES INTERCEPTED	3 four times (1947 Sun, 1995 Sugar, 1998 Music City, 2006 Gator)	0 vs. eight teams
FUMBLES RECOVERED	2 vs. three teams	0 vs. nine teams
POINTS GIVEN UP	7 vs. Alabama, 1998 Music City	52 vs. California, 2003 Insight
RUSHING TDS ALLOWED	0 vs. eight teams (last time 2006 Gator)	5 vs. California, 2003 Insight
PASSING TDS ALLOWED	0 vs. four teams	4 vs. Florida State, 2000 Sugar
POINTS GIVEN UP (QUARTER)		21 twice (1994 Gator, 2003 Insight)
POINTS GIVEN UP (HALF)	0 three times (1966 Liberty, 1995 Sugar, 1998 Music City)	35 vs. Tennessee, 1994 Gator

**LONGEST TOUCHDOWN DRIVE BY TECH:** 80 yards vs. Miami, 1981 Peach; vs. Tennessee, 1994 Gator; vs. Nebraska, 1996 Orange (twice); vs. Florida State, 2000 Sugar (twice); vs. Clemson, 2001 Gator; vs. California, 2003 Insight (three times); vs. Auburn, 2005 Sugar

**LONGEST TOUCHDOWN DRIVE BY AN OPPONENT:** 99 yards by Miami, 1981 Peach

*DeAngelo Hall's 52-yard punt return for a TD in the 2003 Insight Bowl helped Tech to its highest point total in a bowl game.*



*Anthony Midget (shown returning an interception for a touchdown) and the rest of the Tech defense held Alabama to seven points in the 1998 Music City Bowl.*







- Virginia Tech won its fifth conference title under head coach Frank Beamer when it won the ACC crown this season.
- The Hokies will be making their fifth appearance in a BCS Bowl, and their second in the FedEx Orange Bowl.
- Virginia Tech is one of just four teams to go to a bowl game in each of the past 15 seasons, joining Florida, Florida State and Michigan.
- Virginia Tech and Southern Cal are the only two teams to win 10 games during the regular season each of the last four years.
- The senior class has a four-year record of 42-10, making it the winningest class in Virginia Tech football history. The group has four 10-win seasons, two ACC titles, two ACC Coastal Division crowns and is playing in its second BCS Bowl.





# 2007 Hokie Seniors



**11** XAVIER ADIBI  
LB • Hampton, Va.



**59** BARRY BOOKER  
DT • Amherst, Va.



**76** DUANE BROWN  
OT • Richmond, Va.



**98** JARED DEVELL  
PK • Sterling, Va.



**92** JUD DUNLEVY  
PK • Roanoke Rapids, N.C.



**49** CHRIS ELLIS  
DE • Hampton, Va.



**13** COREY GORDON  
LB • Gainesville, Fla.



**40** BILLY GORHAM  
FB • Franconia, Va.



**9** VINCE HALL  
LB • Chesapeake, Va.



**81** JUSTIN HARPER  
SE • Catawba, N.C.



**19** JOSH HYMAN  
FL • Chesapeake, Va.



**61** SCOTT KING  
DS • Radford, Va.



**54** BART McMILLIN  
DS • Bristol, Tenn.



**2** JOSH MORGAN  
SE • Washington, D.C.



**25** D.J. PARKER  
FS • Hampton, Va.



**99** CARLTON POWELL  
DT • Chesapeake, Va.



**75** KORY ROBERTSON  
DT • Martinsville, Va.



**4** EDDIE ROYAL  
FL • Herndon, Va.



**14** GRANT THROCKMORTON  
QB/H • Wytheville, Va.



**39** CARLTON WEATHERFORD  
FB • Danville, Va.