



RECORDS & HISTORY



Bruce Smith, the NFL's all-time sacks leader, will be inducted into the College Football Hall of Fame in December, joining former Hokies Hunter Carpenter, Jerry Claiborne, Carroll Dale, Andy Gustafson and Frank Loria



RECORDS & HISTORY

Scoring

Individual Scoring

Most Points Scored

Game	36	tb Tommy Francisco vs. VMI	1966
Season	168	tb Lee Suggs	2000
Career	371	pk Shayne Graham	1996-99

Most Touchdowns

Game	6	tb Tommy Francisco vs. VMI	1966
Season	28	tb Lee Suggs	2000
Career	56	tb Lee Suggs	1999-02

Most Points by Kicking

Game	18	Mickey Thomas vs. Vanderbilt ..	1989
Season	108	pk Brandon Pace	2005
Career	371	pk Shayne Graham	1996-99

Extra Points Attempted

Game	10	Jon Utin vs. VMI	1966
Season	57	Shayne Graham	1999
		Carter Warley	2000 & 2003
Career	195	Carter Warley	2000-03

Extra Points Made

Game	10	Jon Utin vs. VMI	1966
Season	56	Shayne Graham	1999
		Carter Warley	2000
Career	190	Carter Warley	2000-03

Field Goals Attempted

Game	6	Wayne Latimer vs. Florida St. ..	1973
		Mickey Thomas vs. Vanderbilt ..	1989
		Atle Larsen vs. Miami	1995
Season	32	Shayne Graham	1998
Career	93	Shayne Graham	1996-99

Field Goals Made

Game	6	Mickey Thomas vs. Vanderbilt ..	1989
Season	22	Chris Kinzer	1986
		Shayne Graham	1998
Career	68	Shayne Graham	1996-99

Most Consecutive Field Goals Made

17	Chris Kinzer	1986
----	--------------------	------

Most Consecutive PAT Kicks Made

97	Shayne Graham	1997-99
----	---------------------	---------

Team Scoring Records

Most Points Scored

Game	77	vs. Akron (since 1950)	1995
		99 vs. Emory & Henry (all-time) ...	1919
Season	460	2003

Most Touchdowns

Game	11	vs. Akron	1995
Season	61	2000 & 2003

Most Points by Kicking

Game	18	vs. Vanderbilt	1989
Season	108	2004 & 2005

Extra Points Attempted


Game	10	vs. VMI	1966
		vs. Akron	1995
Season	61	2003

Extra Points Made

Game	10	vs. VMI	1966
Season	58	2003

Most Two-Point Conversions

Game	4	vs. Richmond	1959
Season	7	1958	



Shayne Graham

Career Scoring Leaders

Pos.	Name	Yrs. Played	TDs	EPK/other	FGs	TP
pk	Shayne Graham	1996-99	0	167	68	371
tb	Lee Suggs	1999-02	56			336
pk	Carter Warley	2000-03		190	39	307
pk	Ryan Williams	1991-94	0	137	39	254
pk	Chris Kinzer	1985-88	0	93	47	234
pk	Don Wade	1981-84	0	98	42	224
pk	Brandon Pace	2003-	0	98	40	218
tb	Kevin Jones	2001-03	35			210
rb	James Barber	1971-73	30			180
tb	Cyrus Lawrence	1979-82	30			180
rb	Roscoe Coles	1974-77	29	1		176
tb	Ken Oxendine	1994-97	27			162
tb	Tony Kennedy	1989-92	26	1		158

Pos.	Name	Yrs. Played	TDs	EPK/other	FGs	TP
wr	André Davis	1998-01	26			156
tb	Maurice Williams	1983-86	25			150
tb	Dwayne Thomas	1992-95	25			150
pk	Wayne Latimer	1973-75	0	72	25	147
tb	Terry Smoot	1967-69	24			144
pk	Mickey Thomas	1989-91	0	44	31	137
qb	Bob Schweickert	1962-64	22	1		134
tb	Tommy Francisco	1964-66	22	1		134
fb	Sonny Utz	1962-64	22			132
tb	Eddie Hunter	1983-86	22			132
tb	Shyrone Stith	1996-99	21			126
tb	Cedric Humes	2002-05	21			126

Last year's records and current players printed in **bold type**.



Brandon Pace

Year-by-Year Scoring Leaders


Year	Player	TDs	EPK/other	FGs	TP	Year	Player	TDs	EPK/other	FGs	TP
1952	Dickie Beard	5			30	1979	Cyrus Lawrence	9			54
1953	Jack Williams	5			30	1980	Cyrus Lawrence	8			48
1954	Dickie Beard	4	15		39		Sidney Snell	8			48
1955	Don Divers	7			42	1981	Don Wade	0	23	13	62
	Leo Burke	7			42	1982	Don Wade	0	14	9	41
1956	Jimmy Lugar	8			48	1983	Don Wade	0	37	8	61
1957	Barry Frazee	3	13	1	34	1984	Don Wade	0	24	12	60
1958	Pat Henry	7	1		44	1985	Maurice Williams	9			54
1959	Alger Pugh	11			66	1986	Chris Kinzer	0	27	22	93
1960	Terry Strock	7			42	1987	Chris Kinzer	0	23	8	47
1961	Terry Strock	3			18	1988	Chris Kinzer	0	20	12	56
	Warren Price	3			18	1989	Mickey Thomas	0	14	21	77
1962	Bob Schweickert	5			30	1990	Mickey Thomas	0	29	10	59
1963	Sonny Utz	10			60	1991	Tony Kennedy	11			66
1964	Sonny Utz	11			66	1992	Ryan Williams	0	28	12	64
1965	Bobby Owens	7			42	1993	Dwayne Thomas	12			72
1966	Tommy Francisco	14			84	1994	Ryan Williams	0	27	17	78
1967	Jon Utin	0	17	10	47	1995	Atle Larsen	0	33	12	69
1968	Jack Simcsak	0	24	9	51	1996	Ken Oxendine	13			78
1969	Terry Smoot	12			72	1997	Shayne Graham	0	35	19	92
1970	Perry Tiberio	10			60	1998	Shayne Graham	0	37	22	103
1971	James Barber	9			54	1999	Shayne Graham	0	56	17	107
1972	James Barber	13			78	2000	Lee Suggs	28			168
1973	Wayne Latimer	0	22	13	61	2001	Carter Warley	0	44	11	77
1974	Bruce Arians	11	1		68	2002	Lee Suggs	24			144
1975	Roscoe Coles	10			60	2003	Kevin Jones	21			126
1976	Roscoe Coles	9	1		56	2004	Brandon Pace	43		21	106
1977	David Lamie	8			48	2005	Brandon Pace	51		19	108
1978	Kenny Lewis	10			60						

Highest Scoring Teams

Year	Pts.	Avg.	Year	Pts.	Avg.
1999	455	41.4	1905	305	30.5
2000	443	40.3	1995	321	29.2
1993	400	36.4	1997	321	29.2
2003	460	35.4	1972	307	27.9
2005	440	33.8	1994	304	27.6
2001	359	32.6	1983	301	27.4
1996	349	31.7	1956	264	26.4
1998	343	31.2	1922	262	26.2
2004	400	30.8	1974	278	25.3
2002	429	30.6			



Lee Suggs



Carter Warley

Tech in the NCAA Record Book

Current Individual Record Holders

GAME

Most Yards on Interception Returns
Ashley Lee, 182 vs. Vanderbilt, 1983

Highest Average Gain Per Interception
Ashley Lee, 91.0 vs. Vanderbilt, 1983

Most Field Goals Made by a Freshman
Mickey Thomas, 6 vs. Vanderbilt, 1989


SEASON

Most Games Scoring a Touchdown
Lee Suggs, 14, 2002

Highest Passing Efficiency by a Freshman
Michael Vick, 180.4, 1999

CAREER

Most Consecutive Games Scoring a Touchdown
Lee Suggs, 27, 2001-2003



Michael Vick

Statistical Champions

TEAM

Scoring Defense

1983 – 1. Virginia Tech, 8.3 ppg.
1999 – 1. Virginia Tech, 10.5 ppg.

Total Defense

2005 – 1. Virginia Tech, 247.6 ypg.

Scoring Offense

1999 – 1. Virginia Tech, 41.4 ppg.

Passing

1972 – 1. Virginia Tech, 304.4 ypg.

Rushing Defense

1982 – 1. Virginia Tech, 49.5 ypg.
1983 – 1. Virginia Tech, 69.4 ypg.
1995 – 1. Virginia Tech, 77.4 ypg.

Punt Return Yards

2000 – 1. Virginia Tech, 18.23

Interceptions

2002 – 1. Virginia Tech, 24

INDIVIDUAL

Total Offense

1972 – 1. Don Strock, 288.2 ypg.

Passing

1972 – 1. Don Strock, 3,243 yds.

Scoring

2000 – 1. Lee Suggs, 15.27 ppg.

Field Goals

1986 – 1. Chris Kinzer, 2.0 pg.


Punt Returns

1991 – 1. Bo Campbell, 18.2 ypg.

Passing Efficiency

1999 – 1. Michael Vick, 180.4

Rushing



Shyrone Stith



Cyrus Lawrence



Mike Imoh

Lee Suggs

Year-by-Year Rushing Leaders

Year	Player	Carries	Net Yds.	TDS
1952	Don Welsh	102	392	2
1953	Dickie Beard	60	349	1
1954	Dickie Beard	128	647	2
1955	Dickie Beard	92	382	2
1956	Bobby Wolfenden	74	459	4
1957	Corbin Bailey	89	366	0
1958	Pat Henry	78	375	5
1959	Alger Pugh	112	615	6
1960	Warren Price	98	350	5
1961	Warren Price	93	356	3
1962	Gerald Bobbitte	95	312	3
1963	Bob Schweickert	155	839	7
1964	Sonny Utz	175	777	10
1965	Bobby Owens	146	526	7
1966	Tommy Francisco	203	753	13
1967	Terry Smoot	68	356	4
1968	Terry Smoot	196	820	8
1969	Terry Smoot	246	940	11
1970	Perry Tiberio	184	764	8
1971	James Barber	93	501	9
1972	James Barber	186	624	13
1973	Phil Rogers	175	1036	1
1974	Phil Rogers	153	663	7
1975	Roscoe Coles	194	1045	10
1976	Roscoe Coles	209	1119	9
1977	Roscoe Coles	158	672	4
1978	Kenny Lewis	184	1020	10
1979	Cyrus Lawrence	177	791	9
1980	Cyrus Lawrence	271	1221	8
1981	Cyrus Lawrence	325	1403	8
1982	Billy Hite	145	622	3
1983	Otis Copeland	158	709	7
1984	Maurice Williams	149	574	6
1985	Maurice Williams	167	936	9
1986	Maurice Williams	166	1029	6
1987	Jon Jeffries	125	599	3
1988	Ralph Brown	140	514	4
1989	Vaughn Hebron	134	584	1
1990	Vaughn Hebron	133	640	3
1991	Tony Kennedy	143	684	10
1992	Vaughn Hebron	105	579	5
1993	Dwayne Thomas	214	1130	11
1994	Dwayne Thomas	142	655	5
1995	Dwayne Thomas	167	673	7
1996	Ken Oxendine	150	890	13
1997	Ken Oxendine	237	904	8
1998	Lamont Pegues	178	745	7
1999	Shyrone Stith	226	1119	13
2000	Lee Suggs	222	1207	27
2001	Kevin Jones	175	957	5
2002	Lee Suggs	257	1325	22
2003	Kevin Jones	281	1647	21
2004	Mike Imoh	158	720	6
2005	Cedric Humes	162	752	11

Individual Rushing

Most Rushes				
Game	42	tb	Cyrus Lawrence vs. Memphis St.	1981
Season	325	tb	Cyrus Lawrence	1981
Career	843	tb	Cyrus Lawrence	1979-82
Most Net Yards				
Game	243	tb	Mike Imoh vs. North Carolina	2004
Season	1647	tb	Kevin Jones	2003
Career	3767	tb	Cyrus Lawrence	1979-82
Most Touchdowns Scored Rushing				
Game	6	tb	Tommy Francisco vs. VMI	1966
Season	27	tb	Lee Suggs	2000
Career	53	tb	Lee Suggs	1999-02
Highest Yards-Per-Carry Average				
Season	6.3	tb	André Kendrick	1999
			(min. 100 carries)	
Career	5.62	tb	Kevin Jones	2001-03
			(min. 300 carries)	

Team Rushing

Rushing Attempts			
Game	Most:	87 vs. Wake Forest	1975
	Fewest:	17 vs. Virginia	1994
Season	Most:	728	1975
Most Net Yards Gained Rushing			
Game	500	vs. Pittsburgh	1993
Season	3076		1975
Most Touchdowns Scored Rushing			
Game	8	vs. Akron	1995
Season	46		2000
Highest Yards-Per-Carry Average			
Season	5.28		2003
Most First Downs Rushing			
Game	25	vs. South Carolina	1974
Season	171		1970



Kevin Jones

100-Yard Rushing Games

No.	Pos.	Player	Best	Year
16	tb	Cyrus Lawrence.....	202 vs. Virginia.....	1981
15	tb	Kevin Jones.....	241 vs. Pittsburgh.....	2003
14	rb	Roscoe Coles.....	214 vs. Tulsa.....	1976
11	tb	Eddie Hunter.....	160 vs. VMI.....	1984
11	tb	Ken Oxendine.....	163 vs. Temple.....	1996
11	tb	Lee Suggs.....	197 vs. Rutgers.....	2002
10	tb	Kenny Lewis.....	223 vs. VMI.....	1978
9	rb-qb	Phil Rogers.....	168 vs. Houston.....	1975
8	tb	Terry Smoot.....	171 vs. VMI.....	1969
8	tb	Maurice Williams.....	190 vs. Louisville.....	1985
8	tb	Shyrone Stith.....	162 vs. Clemson.....	1999
7	hb	James Barber.....	164 vs. SMU.....	1973
7	tb	Vaughn Hebron.....	165 vs. Bowling Green.....	1990
7	tb	Dwayne Thomas.....	172 vs. Rutgers.....	1994
6	qb	Bob Schweickert.....	204 vs. Richmond.....	1963
6	fb	Mickey Fitzgerald.....	144 vs. West Virginia.....	1977
5	tb	Cedric Humes.....	134 vs. North Carolina.....	2005
4	fb	Sonny Utz.....	146 vs. Tampa.....	1964
4	tb	Jon Jeffries.....	160 vs. Cincinnati.....	1987
4	tb	Tony Kennedy.....	133 vs. East Carolina.....	1991
4	tb	Lamont Pegues.....	166 vs. Temple.....	1998
4	qb	Michael Vick.....	210 vs. Boston College.....	2000
3	tb	Mike Imoh.....	243 vs. North Carolina.....	2004
3	tb	Perry Tiberio.....	170 vs. Duke.....	1969
3	tb	Tommy Francisco.....	133 vs. Wake Forest.....	1965
3	tb	Brandon Ore.....	146 vs. Marshall.....	2005
2	hb	Alger Pugh.....	129 vs. Wake Forest.....	1959
2	fb	Ken Edwards.....	197 vs. Florida St.....	1968
2	fb	Paul Adams.....	113 vs. Virginia.....	1975
2	tb	Johnnie Edmonds.....	115 vs. Rhode Island.....	1980
2	tb	Otis Copeland.....	132 vs. Wake Forest.....	1983
2	tb	Desmar Becton.....	129 vs. William & Mary.....	1983
2	tb	Ralph Brown.....	125 vs. Cincinnati.....	1988
2	qb	Al Clark.....	120 vs. Akron.....	1995
2	fb-tb	Marcus Parker.....	117 vs. East Carolina.....	1996
2	tb	Keith Burnell.....	111 vs. Boston College.....	2001
2	qb	Bryan Randall.....	132 vs. Miami.....	2002
1	hb	Dickie Longerbeam.....	164 vs. Virginia.....	1965
1	qb	Bobby Owens.....	158 vs. VMI.....	1965
1	qb	Tommy Stafford.....	105 vs. Tulane.....	1966
1	fb	George Constantinides.....	117 vs. Richmond.....	1967
1	tb	Rich Matijevich.....	119 vs. William & Mary.....	1969
1	fb	George Heath.....	104 vs. South Carolina.....	1974
1	qb	David Lamie.....	121 vs. William & Mary.....	1977
1	qb	Steve Casey.....	101 vs. West Virginia.....	1978
1	qb	Mark Cox.....	125 vs. VMI.....	1983
1	fb	Earnie Jones.....	116 vs. Vanderbilt.....	1985
1	fb	Phil Bryant.....	120 vs. Akron.....	1991
1	tb	Tommy Edwards.....	144 vs. Maryland.....	1993
1	tb	André Kendrick.....	162 vs. Pittsburgh.....	1999
1	qb	Marcus Vick.....	133 vs. Maryland.....	2005

Two 100-plus performances in same game:

Schweickert (204) & Utz (132) vs. Richmond.....	1963
Smoot (147) & Matijevich (119) vs. Wm. & Mary.....	1969
Tiberio (170) & Edwards (105) vs. Duke.....	1969
Barber (138) & Rogers (136) vs. Virginia.....	1973
Rogers (155) & Barber (124) vs. Florida State.....	1973
Coles (135) & Rogers (128) vs. Auburn.....	1975
Adams (113) & Coles (104) vs. Virginia.....	1975
Rogers (143) & Adams (109) vs. VMI.....	1975
Lewis (120) & Fitzgerald (112) vs. Wake Forest.....	1978
Lewis (161) & Fitzgerald (115) vs. Appalachian St.....	1979
Lewis (108) & Lawrence (103) vs. Wm. & Mary.....	1979
Lawrence (169) & Edmonds (105) vs. James Madison.....	1980
Hunter (160) & Becton (114) vs. VMI.....	1984
Williams (165) & Hunter (159) vs. Wm. & Mary.....	1985
E. Jones (116) & Williams (102) vs. Vanderbilt.....	1985
Williams (159) & Hunter (125) vs. Syracuse.....	1986
Williams (143) & Hunter (130) vs. Virginia.....	1986
Williams (149) & Hunter (139) vs. Richmond.....	1986
Hebron (135) & Kennedy (114) vs. East Carolina.....	1989
Bryant (120) & Kennedy (114) vs. Akron.....	1991
Oxendine (135) & Clark (120) vs. Akron.....	1995
Clark (118) & Parker (101) vs. Rutgers.....	1997
Pegues (166) & Stith (117) vs. Temple.....	1998
Vick (210) & Suggs (145) vs. Boston College.....	2000
K. Jones (174) & Suggs (153) vs. Marshall.....	2002
Suggs (154) & K. Jones (144) vs. Boston College.....	2002
Suggs (197) & K. Jones (132) vs. Rutgers.....	2002
Ore (115) & Humes (113) vs. Virginia.....	2005
Humes (134) & Ore (104) vs. North Carolina.....	2005

Three 100-plus performances in same game:

Rogers (120), Coles (111) & Heath (104) vs. South Carolina.....	1974
---	------

Most in single season:

9 by Kevin Jones.....	2003
-----------------------	------

Seasons with no 100-plus performances:

1957, '58, '60, '61, '72

Single-Season 1,000-Yard Rushers

Name	Year	Carries	Yards
Kevin Jones.....	2003	281	1647
Cyrus Lawrence.....	1981	325	1403
Lee Suggs.....	2002	257	1325
Cyrus Lawrence.....	1980	271	1221
Lee Suggs.....	2000	222	1207
Dwayne Thomas.....	1993	214	1130
Roscoe Coles.....	1976	209	1119
Shyrone Stith.....	1999	226	1119
Roscoe Coles.....	1975	194	1045
Phil Rogers.....	1973	175	1036
Maurice Williams.....	1986	166	1029
Kenny Lewis.....	1978	184	1020

Career Rushing Leaders

Pos.	Name	Yrs. Played	Carries	Tot. Yds.
tb	Cyrus Lawrence.....	1979-82.....	843.....	3767
tb	Kevin Jones.....	2001-03.....	616.....	3475
rb	Roscoe Coles.....	1974-77.....	656.....	3459
tb	Maurice Williams.....	1983-86.....	550.....	2981
tb	Lee Suggs.....	1999-02.....	535.....	2767
tb	Dwayne Thomas.....	1992-95.....	576.....	2696
tb	Ken Oxendine.....	1994-97.....	526.....	2645
tb	Eddie Hunter.....	1983-86.....	466.....	2523
rb-qb	Phil Rogers.....	1973-75.....	528.....	2461
tb	Vaughn Hebron.....	1989-92.....	481.....	2327
tb	Shyrone Stith.....	1996-99.....	448.....	2292
tb	Tony Kennedy.....	1989-92.....	535.....	2259
tb	Terry Smoot.....	1967-69.....	510.....	2116
rb	James Barber.....	1971-73.....	454.....	2052
fb	Paul Adams.....	1972-76.....	470.....	1984
tb	Kenny Lewis.....	1976-79.....	358.....	1928
tb	Cedric Humes.....	2002-05.....	373.....	1805
qb	Bob Schweickert.....	1962-64.....	337.....	1723
fb	Sonny Utz.....	1962-64.....	375.....	1605
tb	Tommy Francisco.....	1964-66.....	366.....	1555
qb	Bryan Randall.....	2001-04.....	409.....	1526
fb	Mickey Fitzgerald.....	1976-79.....	303.....	1449
hb	Dickie Beard.....	1953-55.....	280.....	1378
tb	André Kendrick.....	1997-00.....	240.....	1317

Passing

Individual Passing

Most Passes Attempted

Game	53	Don Strock vs. Houston	1972
Season	427	Don Strock	1972
Career	920	Will Furrer	1988-91

Most Passes Completed

Game	34	Don Strock vs. Houston	1972
Season	228	Don Strock	1972
Career	494	Will Furrer	1988-91

Most Yards Gained Passing

Game	527	Don Strock vs. Houston	1972
Season	3243	Don Strock	1972
Career	6508	Bryan Randall	2001-04

Most Touchdown Passes Thrown

Game	5	Bryan Randall vs. Syracuse	2002
Season	22	Maurice DeShazo	1993
Career	48	Bryan Randall	2001-04

Most Interceptions Thrown

Game	5	Don Strock vs. Kentucky	1971
		Steve Casey vs. Duke	1981
		Will Furrer vs. N.C. State	1991
		Maurice DeShazo vs. Virginia	1994
Season	27	Don Strock	1972
Career	47	Don Strock	1970-72

Highest Yards-Per-Game Average

Season	294.8	Don Strock	1972
Career	207.2	Don Strock	1970-72

Highest Yards-Per-Completion Average

Season	20.4	Michael Vick	1999
Career	14.4	Maurice DeShazo	1991-94 (min. 200 completions)

Highest Yards-Per-Attempt Average

Season	12.1	Michael Vick	1999 (min. 150 attempts)
Career	9.82	Michael Vick	1999-00 (min. 200 attempts)

Highest Completion Percentage

Season	.637	Bryan Randall	2002 (min. 150 attempts)
Career	.598	Marcus Vick	2003, 05 (min. 300 attempts)
	.588	Bryan Randall	2001-04 (min. 500 attempts)

Team Passing

Most Passes Attempted

Game	53	vs. Houston	1972
Season	440		1972

Most Passes Completed

Game	34	vs. Houston	1972
Season	233		1972

Most Yards Gained Passing

Game	527	vs. Houston	1972
Season	3348		1972

Most Touchdown Passes Thrown

Game	5	vs. Temple	1993
		vs. Syracuse	2002
Season	24		1993 & 2004

Most Interceptions Thrown

Game	7	vs. Florida State	1959
Season	28		1972

Highest Yards-Per-Game Average

Season	304.4		1972
--------	-------	--	------

Highest Yards-Per-Completion Average

Season	18.6		1999 (min. 100 completions)
--------	------	--	--------------------------------

Highest Yards-Per-Attempt Average

Season	8.9		1993 (min. 200 attempts)
--------	-----	--	-----------------------------

Highest Completion Percentage

Season	.618		2002 (min. 200 attempts)
--------	------	--	-----------------------------

Most First Downs Passing

Game	22	vs. Houston	1972
Season	152		1972

Bryan Randall



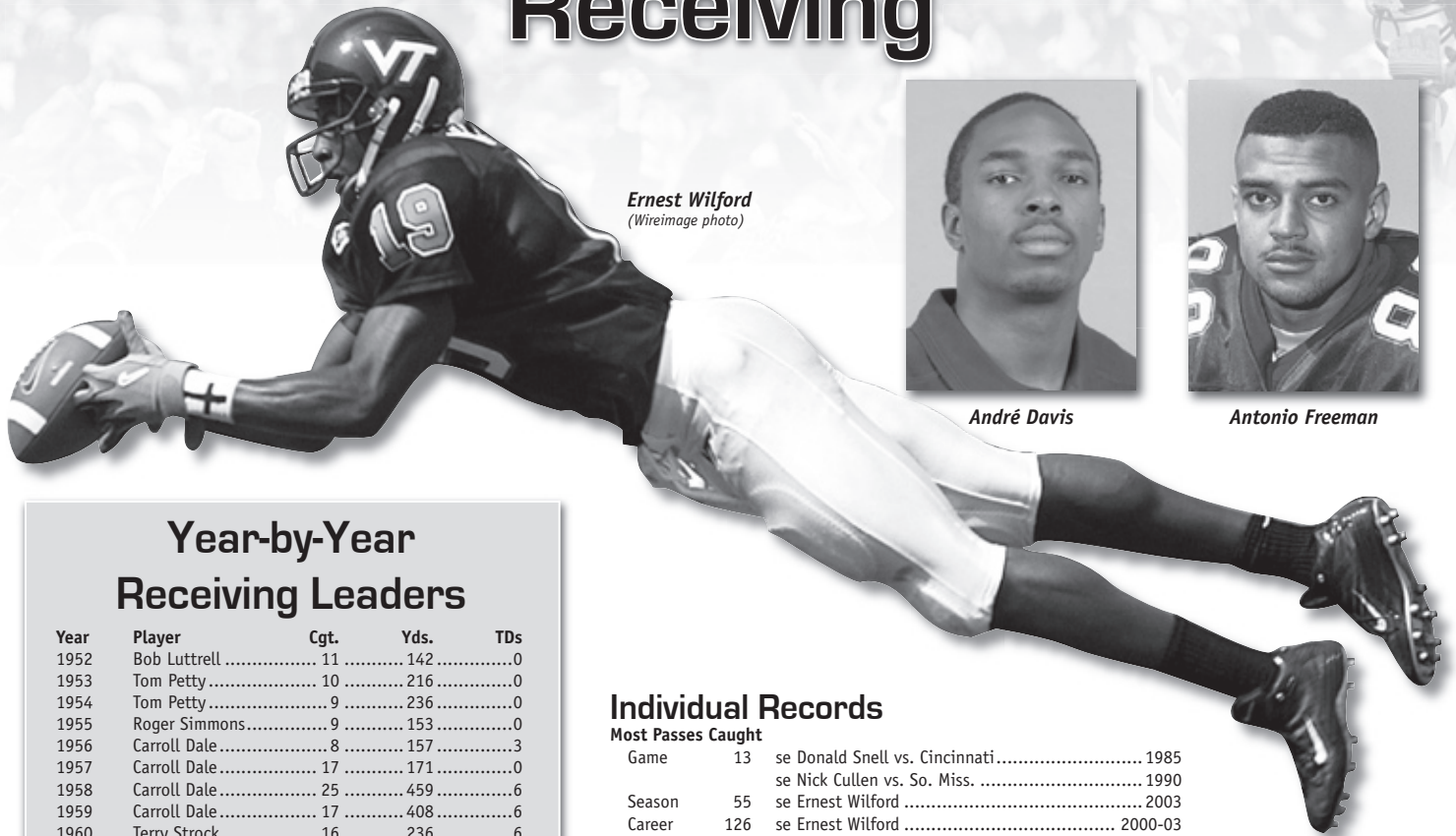
Year-by-Year Passing Leaders

Year	Player	Comp-Att	Yds.	TDs	Int.
1952	Johnny Dean	62-136	878	2	17
1953	Johnny Dean	26-62	314	0	6
1954	Billy Cranwell	18-37	316	7	6
1955	Billy Cranwell	25-54	458	4	5
1956	Jimmy Lugar	32-76	556	6	8
1957	Billy Cranwell	36-57	391	0	2
1958	Billy Holsclaw	70-127	1013	9	7
1959	Frank Eastman	32-68	548	10	8
1960	Warren Price	29-73	386	7	7
1961	Warren Price	37-93	381	5	5
1962	Pete Cartwright	26-60	266	3	3
1963	Bob Schweickert	62-116	687	6	8
1964	Bob Schweickert	52-109	833	9	3
1965	Bobby Owens	68-122	891	6	7
1966	Tommy Stafford	53-113	610	5	5
1967	Al Kincaid	64-132	556	3	6
1968	Al Kincaid	47-97	537	2	5
1969	Bob German	51-105	743	2	8
1970	Gil Schwabe	61-126	815	5	7
1971	Don Strock	195-356	2577	12	19
1972	Don Strock	228-427	3243	16	27
1973	Rick Popp	70-131	784	7	9
1974	Bruce Arians	53-118	952	3	7
1975	Phil Rogers	25-53	379	3	3
1976	Mitchael Barnes	39-72	589	5	2
1977	David Lamie	43-107	752	0	10
1978	Steve Casey	61-118	678	2	4
1979	Steve Casey	105-190	1419	10	13
1980	Steve Casey	97-176	1119	13	14
1981	Steve Casey	79-163	1083	4	9
1982	Todd Greenwood	82-148	987	6	7
1983	Mark Cox	86-156	1188	9	7
1984	Mark Cox	86-164	983	5	8
1985	Todd Greenwood	85-169	919	7	9
1986	Erik Chapman	113-222	1627	10	6
1987	Erik Chapman	119-231	1340	10	14
1988	Will Furrer	128-279	1384	6	16
1989	Will Furrer	45-88	589	3	3
1990	Will Furrer	173-296	2122	19	11
1991	Will Furrer	148-257	1820	15	16
1992	Maurice DeShazo	101-215	1504	12	11
1993	Maurice DeShazo	129-230	2080	22	7
1994	Maurice DeShazo	164-296	2110	13	13
1995	Jim Druckenmiller	151-294	2103	14	11
1996	Jim Druckenmiller	142-250	2071	17	5
1997	Al Clark	110-192	1476	10	3
1998	Al Clark	72-148	1050	9	5
1999	Michael Vick	90-152	1840	12	5
2000	Michael Vick	87-161	1234	8	6
2001	Grant Noel	146-254	1826	16	11
2002	Bryan Randall	158-248	2134	12	11
2003	Bryan Randall	150-245	1996	15	10
2004	Bryan Randall	170-306	2264	21	9
2005	Marcus Vick	177-289	2393	17	10


Career Passing Leaders

Name	Yrs. Played	Comp-Att.	TDs	Tot. Yds.
Bryan Randall	2001-04	490-833	48	6508
Don Strock	1970-72	440-829	29	6009
Will Furrer	1988-91	494-920	43	5915
Maurice DeShazo	1991-94	397-745	47	5720
Jim Druckenmiller	1993-96	313-582	34	4383
Steve Casey	1978-81	342-647	29	4299
Mark Cox	1981-85	281-518	22	3526
Michael Vick	1999-00	177-313	20	3074
Erik Chapman	1985-87	234-458	20	2996
Marcus Vick	2003,05	207-346	19	2868
Todd Greenwood	1982-85	234-443	16	2721
Al Clark	1995-98	193-361	19	2622
Grant Noel	1999-02	158-284	18	1971
Bob Schweickert	1962-64	133-266	18	1725
David Lamie	1975-78	79-190	4	1327
Bruce Arians	1972-74	78-174	6	1270
Billy Holsclaw	1956-58	87-169	11	1262


Receiving



Ernest Wilford
(Wireimage photo)



André Davis



Antonio Freeman

Year-by-Year Receiving Leaders

Year	Player	Cgt.	Yds.	TDs
1952	Bob Luttrell	11	142	0
1953	Tom Petty	10	216	0
1954	Tom Petty	9	236	0
1955	Roger Simmons	9	153	0
1956	Carroll Dale	8	157	3
1957	Carroll Dale	17	171	0
1958	Carroll Dale	25	459	6
1959	Carroll Dale	17	408	6
1960	Terry Strock	16	236	6
1961	Terry Strock	10	68	1
1962	Tommy Marvin	11	137	1
1963	Tommy Marvin	28	303	1
1964	Tommy Marvin	21	330	3
1965	Gene Fisher	30	387	2
1966	Ken Barefoot	22	267	4
1967	Ken Barefoot	26	225	2
1968	Danny Cupp	21	323	1
1969	Terry Smoot	18	161	1
1970	Jimmy Quinn	30	481	1
1971	Mike Burnop	46	558	2
1972	Ricky Scales	43	826	7
1973	Ricky Scales	36	772	7
1974	Ricky Scales	34	674	4
1975	Steve Galloway	18	378	4
1976	Moses Foster	20	429	5
1977	Ellis Savage	23	416	0
1978	Dennis Scott	21	300	1
1979	Sidney Snell	43	706	7
1980	Sidney Snell	43	568	8
1981	Mike Giacolone	28	514	7
1982	Mike Giacolone	37	405	2
1983	Mike Shaw	23	357	2
1984	Joe Jones	39	452	1
1985	Donald Snell	31	369	0
1986	Donald Snell	34	661	6
1987	Steve Johnson	38	475	3
1988	Myron Richardson	36	583	1
1989	Myron Richardson	27	450	4
1990	Marcus Mickel	38	409	0
1991	Bo Campbell	29	494	7
1992	Antonio Freeman	32	703	6
1993	Antonio Freeman	32	644	9
1994	Antonio Freeman	38	586	5
1995	Bryan Still	32	628	3
1996	Shawn Scales	30	510	4
1997	Marcus Parker	20	212	0
1998	Ricky Hall	37	650	8
1999	André Davis	35	962	9
2000	Emmett Johnson	34	574	3
2001	André Davis	39	623	7
2002	Ernest Wilford	51	925	7
2003	Ernest Wilford	55	886	3
2004	Eddie Royal	28	470	3
2005	David Clowney	34	619	3

Individual Records

Most Passes Caught

Game	13	se Donald Snell vs. Cincinnati	1985
		se Nick Cullen vs. So. Miss.	1990
Season	55	se Ernest Wilford	2003
Career	126	se Ernest Wilford	2000-03

Most Yards Gained by Receiving

Game	279	se Ernest Wilford vs. Syracuse	2002
Season	962	fl André Davis	1999
Career	2272	wr Ricky Scales	1972-74

Most Touchdown Receptions

Game	4	se Ernest Wilford vs. Syracuse	2002
Season	9	se Antonio Freeman	1993
		fl André Davis	1999
Career	22	se Antonio Freeman	1991-94

Best Average Per Catch

Season	27.5	fl André Davis	1999
(min. 20 catches)			
Career	20.1	wr Ricky Scales	1972-74



Ricky Scales

Career Receiving Leaders

Pos.	Name	Yrs. Played	Cgt.	TDs	Yds.
se	Ernest Wilford	2000-03	126	11	2052
se	Antonio Freeman	1991-94	121	22	2207
wr	Ricky Scales	1972-74	113	18	2272
flk	André Davis	1998-01	103	18	1986
se	Mike Giacolone	1979-82	103	10	1384
se	Myron Richardson	1986-89	100	9	1541
se	Donald Snell	1983-86	92	7	1409
te	Mike Burnop	1970-72	90	5	1141
wb	Sidney Snell	1978-80	86	15	1274
te	Steve Johnson	1984-87	84	8	1058
se	Cornelius White	1993-96	78	7	1114
flk	Marcus Mickel	1988-91	77	1	868
flk	Bryan Still	1992-95	74	11	1458
se-wb	Jimmy Quinn	1969-71	72	4	1262
se	Nick Cullen	1987-90	70	5	946
wr	Donnie Reel	1970-72	68	5	1260
se	Bo Campbell	1989-92	68	9	1145
te	Ken Barefoot	1965-67	68	8	752
se	Carroll Dale	1956-59	67	15	1195
se	Jermaine Holmes	1992-95	67	7	993
se	Ricky Hall	1998-99	62	11	1048
flk	Steve Sanders	1990-93	60	5	960
te	Mike Shaw	1980-83	60	7	904
e	Tommy Marvin	1962-64	60	5	770
tb	Vaughn Hebron	1989-92	60	4	596

Total Offense

Career Total Offense Leaders

Pos.	Name	Yrs. Played	Plays	Tot. Yds.
qb	Bryan Randall	2001-04	1242	8034
qb	Maurice DeShazo	1991-94	1026	6105
qb	Don Strock	1970-72	974	5871
qb	Will Furrer	1988-91	1047	5782
qb	Steve Casey	1978-81	982	4987
qb	Jim Druckenmiller	1993-96	725	4634
qb	Michael Vick	1999-00	525	4276
qb	Mark Cox	1981-85	754	3890
tb	Cyrus Lawrence	1979-82	844	3767
tb	Kevin Jones	2001-03	616	3475
rb	Roscoe Coles	1974-77	658	3458
qb	Bob Schweickert	1962-64	603	3448
qb	Marcus Vick	2003, 05	530	3350
qb	Al Clark	1995-98	547	3190
rb-qb	Phil Rogers	1973-75	589	3025
tb	Maurice Williams	1983-86	550	2981
qb	Erik Chapman	1985-87	640	2828
tb	Lee Suggs	1999-02	535	2767
tb	Dwayne Thomas	1992-95	576	2696
qb	Todd Greenwood	1982-85	604	2669
tb	Ken Oxendine	1994-97	526	2645
tb	Eddie Hunter	1983-86	471	2550
tb	Tony Kennedy	1989-92	546	2336
tb	Vaughn Hebron	1989-92	481	2327
tb	Shyrone Stith	1996-99	448	2292
tb	Terry Smoot	1967-69	512	2148

Individual Records

Most Plays		qb Marcus Vick vs. Florida State 2005	
Game	69	qb Don Strock 1972
Season	480	qb Bryan Randall 2001-04
Career	1242		
Most Yards		qb Don Strock vs. Houston 1972	
Game	516	qb Don Strock 1972
Season	3170	qb Don Strock 1972
Career	8034	qb Bryan Randall 2001-04
Most Yards Per Game		qb Don Strock 1972	
Season	288.2	qb Don Strock 1970-72
Career	202.4		
Most Yards Per Play		qb Michael Vick 1999	
Season	9.3	qb Michael Vick 1999-00
Career	8.14		




Don Strock

Team Records

Most Plays		vs. Cincinnati.. 1985	
Game	98	Season	2002
Season	931		
Most Yards		vs. Pittsburgh.. 1993	
Game	675	Season	2003
Season	5223		
Most Yards Per Game	 1999	
Season	451.8		
Most Yards Per Play	 1999	
Season	6.6		
First Downs		vs. UCF..... 2003	
Game	36	Season	2005
Season	282		

Year-by-Year Total Offense Leaders

Year	Player	Plays	Yds.
1952	Johnny Dean	208	914
1953	Jack Williams		592
1954	Dickie Beard	131	729
1955	Billy Cranwell	120	593
1956	Jimmy Lugar	156	865
1957	Billy Cranwell	83	407
1958	Billy Holsclaw	230	1227
1959	Alger Pugh	146	859
1960	Warren Price	171	736
1961	Warren Price	186	737
1962	Bob Schweickert	80	513
1963	Bob Schweickert	271	1526
1964	Bob Schweickert	240	1409
1965	Bobby Owens	268	1417
1966	Tommy Stafford	278	1193
1967	Al Kincaid	251	765
1968	Terry Smoot	197	852
1969	Terry Smoot	246	940
1970	Gil Schwabe	159	773
1971	Don Strock	413	2404
1972	Don Strock	480	3170
1973	Phil Rogers	182	1221
1974	Bruce Arians	225	1195
1975	Phil Rogers	264	1141
1976	Roscoe Coles	209	1119
1977	David Lamie	229	1040
1978	Kenny Lewis	184	1020
1979	Steve Casey	295	1622
1980	Steve Casey	248	1287
1981	Cyrus Lawrence	325	1403
1982	Todd Greenwood	227	941
1983	Mark Cox	245	1403
1984	Mark Cox	209	1057
1985	Maurice Williams	167	936
1986	Erik Chapman	308	1583
1987	Erik Chapman	323	1246
1988	Will Furrer	337	1297
1989	Will Furrer	101	590
1990	Will Furrer	329	2046
1991	Will Furrer	280	1849
1992	Maurice DeShazo	315	1710
1993	Maurice DeShazo	313	2177
1994	Maurice DeShazo	379	2081
1995	Jim Druckenmiller	355	2160
1996	Jim Druckenmiller	324	2276
1997	Al Clark	287	1820
1998	Al Clark	217	1118
1999	Michael Vick	260	2425
2000	Michael Vick	265	1851
2001	Grant Noel	315	1812
2002	Bryan Randall	419	2641
2003	Bryan Randall	327	2400
2004	Bryan Randall	442	2775
2005	Marcus Vick	436	2773



Michael Vick

Interceptions

Individual Records

Most Interceptions

Game	3	hb Ron Davidson vs. Florida St.	1967
		s Lenny Smith vs. Wake Forest.....	1968
		hb John Bell vs. Florida St.....	1973
		hb John Bell vs. West Va.	1974
		cb Paul Davis vs. Florida St.....	1979
		cb Derek Carter vs. VMI	1982
		olb Lorenzo Ferguson vs. Clemson.....	1998
		fs Keion Carpenter vs. Pittsburgh.....	1998
		cb Ike Charlton vs. West Virginia	1998
		cb/s Anthony Midget vs. Miami	1999
		fs Willie Pile vs. Syracuse	2000
		cb Garnell Wilds vs. Syracuse	2002
Season	9	hb Ron Davidson.....	1967
Career	18	cb-fs Gene Bunn	1976-78

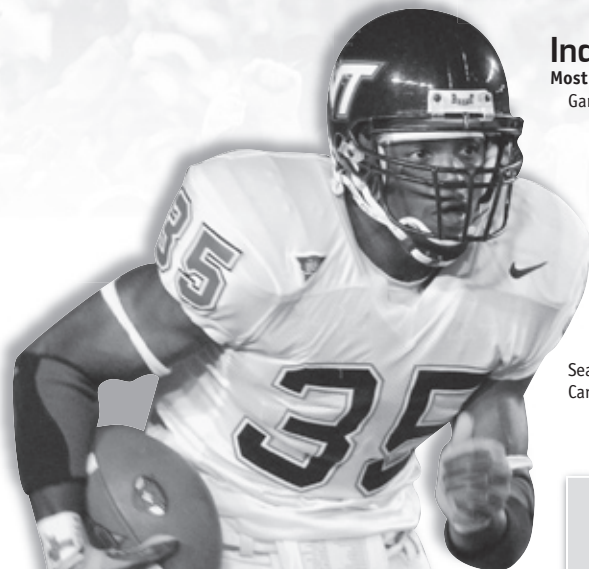
Most Yards Gained on Interception Runbacks

Game	*182	fs Ashley Lee vs. Vanderbilt....	1983
Season	210	hb Johnny Watkins	1960
Career	351	fs Ashley Lee	1980-84

Most Touchdowns on Interception Runbacks

Game	2	lb Don Divers vs. VMI.....	1954
		fs Ashley Lee vs. Vanderbilt....	1983
Season	2	lb Don Divers.....	1954
		lb Mike Widger	1968
		fs Ashley Lee	1983
		cb Eric Green	2003
Career	3	lb Don Divers.....	1954-56
		lb Mike Widger	1967-69

*NCAA record



Willie Pile

Team Interceptions

Most Interceptions

Game	6	vs. Florida State.....	1968
		vs. Rutgers.....	1992
		vs. Rutgers.....	1998
Season	27	1967

Most Yards on Interceptions

Game	182	vs. Vanderbilt	1983
Season	594	1954

Most Interception Touchdowns


Game	2	vs. VMI.....	1954
		vs. Vanderbilt	1983
		vs. South Carolina	1988
		vs. Rutgers.....	1998
Season	5	2005

Career Interception Leaders

Pos.	Name	Yrs. Played	Int.	TDs	Ret.Yds.
cb-s	Gene Bunn	1976-78	18	0	106
cb	Tyrone Drakeford	1990-93	16	1	144
s	Willie Pile.....	1999-02	14	2	270
hb	Ron Davidson	1966-68	13	0	174
s	Lenny Smith.....	1968-70	13	0	120
lb	Mike Widger	1967-69	12	3	220
cb	John Granby.....	1987-91	12	0	98
lb	Mike Johnson	1980-83	11	1	173
fs	Ashley Lee	1980-84	11	2	351
cb-fs	William Yarborough	1992-95	11	0	30
s-cb	John Bell	1972-74	10	1	155
cb	Billy Hardee	1973-75	10	1	168
cb	Derek Carter	1981-84	10	0	77
s	Keion Carpenter.....	1995-98	10	2	244
hb	Frank Beamer	1966-68	9	1	81
s	Carter Wiley	1984-87	9	1	143
s	Torrian Gray	1993-96	9	1	122
cb	Garnell Wilds	2000-03	9	0	32
cb	Jimmy Williams.....	2002-05	9	2	173



Gene Bunn



Tyrone Drakeford

Year-by-Year Interception Leaders

Year	Player	Int.	Yds.	TDs	Long
1952	Julian King.....	4	27	0	-
1953	Don Booth	2	53	1	-
	Leo Burke	2	35	0	-
1954	Dickie Beard	3	119	1	-
	Leo Burke	3	55	0	-
1955	Leo Burke	3	12	0	-
1956	Jimmy Lugar.....	3	58	0	37
1957	Carroll Dale	2	43	0	37
1958	Ken Byrd.....	2	43	0	-
	Billy Holsclaw	2	2	0	-
1959	Alger Pugh.....	5	103	0	59
1960	Johnny Watkins.....	4	210	1	88
1961	Buddy Perry	4	45	0	32
1962	Gerald Bobbitt.....	5	51	0	25
1963	Mike Cahill	4	32	0	11
1964	Vic Kreiter.....	2	19	0	12
1965	Billy Edwards.....	2	12	0	12
	Jimmy Richards.....	2	0	0	0
	George Foussekis.....	2	0	0	0
1966	Frank Beamer.....	4	22	0	22
1967	Ron Davidson	9	149	0	75
1968	Mike Widger.....	7	203	2	74
1969	Tim Bosiack.....	4	36	0	18
	Lenny Smith	4	29	0	27


Year	Player	Int.	Yds.	TDs	Long
1969	Mike Widger.....	4	9	0	5
1970	Ronnie Holsinger.....	5	82	0	66
1971	Kent Henry	5	57	0	25
1972	Jerry Scharnus	5	31	0	15
1973	John Bell	5	84	1	36
1974	John Bell	5	71	0	30
1975	Billy Hardee	7	83	0	31
1976	Gene Bunn	7	23	0	21
1977	Gene Bunn	6	69	0	32
1978	Gene Bunn	5	14	0	8
1979	Jerome Pannell	4	39	0	35
	Matt Mead.....	4	36	0	18
	Paul Davis	4	27	0	13
1980	Mike Scharnus	2	59	1	44
	Paul Davis	2	14	0	9
	Rick Miley	2	7	0	5
1981	Mike Johnson	4	75	0	55
	Gillett Ford.....	4	73	1	34
1982	Derek Carter	5	18	0	18
1983	Jake Clarke	4	44	0	33
	Mike Johnson	4	13	0	9
1984	Ashley Lee	7	155	0	44
1985	Carter Wiley.....	5	53	0	32
1986	Carter Wiley.....	3	15	0	15

Year	Player	Int.	Yds.	TDs	Long
	Billy Myers	3	9	0	9
1987	six players with 1	1	90	1	90
1988	John Granby	4	27	0	27
1989	Roger Brown	3	55	1	55
	John Granby	3	53	0	44
	Randy Cockrell	3	14	0	9
1990	Tyrone Drakeford	3	22	0	22
1991	Tyrone Drakeford	5	1	0	1
1992	Tyrone Drakeford	7	121	1	40
1993	Antonio Banks	3	22	0	21
	Torrian Gray.....	3	48	0	46
1994	Torrian Gray.....	4	74	1	66
	William Yarborough.....	4	0	0	0
1995	William Yarborough.....	5	14	0	12
1996	Antonio Banks	4	63	0	45
1997	Keion Carpenter	4	52	0	32
1998	Keion Carpenter	5	92	1	40
	Ike Charlton	5	81	1	26
1999	Anthony Midget	4	5	0	3
2000	Willie Pile	6	22	1	11
2001	Willie Pile	4	77	0	53
2002	Garnell Wilds	5	8	0	8
2003	Eric Green	3	166	2	84
2004	Jimmy Williams.....	5	81	1	34
2005	Aaron Rouse	4	52	0	25


Punt Returns

Year-by-Year Punt Return Leaders

Year	Player	No.	Yds.	TDs
1952	Billy Anderson	23	375	1
1953	Billy Anderson	7	60	0
1954	Billy Anderson	13	122	0
1955	Dave Ebert	15	91	0
1956	Bobby Wolfenden	8	123	1
1957	Corbin Bailey	15	242	0
1958	Pat Henry	7	142	1
1959	Alger Pugh	12	129	0
1960	Bobby Watkins	14	182	1
1961	Terry Strock	9	83	0
1962	Mike Cahill	20	138	0
1963	Mike Cahill	18	138	0
1964	Tommy Francisco	9	58	0
1965	Frank Loria	15	145	0
1966	Frank Loria	16	248	3
1967	Frank Loria	30	420	1
1968	Ron Davidson	25	62	0
1969	Wayne Humphries	24	89	0
1970	Tim Bosiack	34	177	0
1971	Jerry Scharnus	25	238	0
1972	Jerry Scharnus	26	229	0
1973	Billy Hardee	6	118	0
1974	Billy Hardee	30	263	0
1975	Billy Hardee	27	148	1
1976	Greg Payne	16	156	1
1977	Henry Bradley	13	58	0
1978	Gene Bunn	6	42	0
1979	John Ludlow	13	114	0
1980	John Ludlow	37	220	0
1981	John Ludlow	35	219	0
1982	John Ludlow	51	284	0
1983	Derek Carter	37	289	0
1984	Billy Myers	34	335	0
1985	Billy Myers	24	142	0
1986	Billy Myers	27	236	0
1987	Myron Richardson	16	70	0
1988	Myron Richardson	25	142	0
1989	Bo Campbell	26	134	0
1990	Marcus Mickel	25	292	0
1991	Bo Campbell	15	273	0
1992	Bo Campbell	20	135	0
1993	Antonio Freeman	24	184	0
1994	Antonio Freeman	39	467	1
1995	Larry Green	23	208	0
1996	Angelo Harrison	22	189	0
1997	Angelo Harrison	10	90	0
1998	Angelo Harrison	38	376	0
1999	Ricky Hall	40	510	1
2000	André Davis	18	396	3
2001	André Davis	35	437	1
2002	DeAngelo Hall	22	352	2
2003	DeAngelo Hall	33	487	3
2004	Eddie Royal	25	274	0
2005	Eddie Royal	32	263	0



DeAngelo Hall



André Davis

Individual Records

Most Returns

Game	10	John Ludlow vs. Virginia.....	1982
		Bo Campbell vs. Akron.....	1989
Season	51	John Ludlow.....	1982
Career	136	John Ludlow.....	1979-82

Most Yardage on Returns

Game	164	Antonio Freeman vs. Pitt.....	1994
Season	510	Ricky Hall.....	1999
Career	872	André Davis.....	1998-01

Most TDs on Returns

Game	2	DeAngelo Hall vs. Syracuse...	2003
Season	3	Frank Loria.....	1966
		André Davis.....	2000
		DeAngelo Hall.....	2003
Career	5	DeAngelo Hall.....	2001-03

Best Return Average

Season	22.0	André Davis.....	2000
		(15 or more returns)	
Career	15.9	André Davis.....	1998-01

Team Records

Most Returns

Game	10	vs. VMI.....	1971
		vs. Virginia.....	1982
		vs. Clemson.....	1989
		vs. Clemson.....	1998
Season	53	1982

Most Yardage on Returns

Game	164	vs. Pittsburgh.....	1994
Season	711	2000

Most TDs on Returns

Season	3	1966, 2000 & 2003
--------	---	-------	-------------------

Best Return Average

Season	18.2	(39 returns).....	2000
--------	------	-------------------	------

Career Punt Return Leaders

Name	Yrs. Played	No.	Yds.	TDs	Avg.
André Davis	1998-01	55	872	4	15.9
DeAngelo Hall	2001-03	56	839	5	15.0
John Ludlow	1979-82	136	837	0	6.2
Frank Loria	1965-67	61	813	4	13.3
Billy Myers	1984-87	90	750	0	8.3
Angelo Harrison	1995-98	73	697	0	9.5
Antonio Freeman	1991-94	63	651	1	10.3
Bo Campbell	1989-92	67	587	0	8.8
Billy Anderson	1952-54	43	557	1	13.0
Eddie Royal	2004-	57	537	0	9.4
Ricky Hall	1998-99	41	534	1	13.0
Billy Hardee	1973-75	63	529	1	8.4

Kickoff Returns

Individual Records

Most Returns

Game	9	James Barber vs. Tulsa	1971
		Billy Hardee vs. Alabama	1973
Season	33	Billy Hardee	1973
Career	67	Jon Jeffries	1987-91

Most Yards on Returns

Game	214	Marcus Mickel vs. Clemson	1989
Season	758	Billy Hardee	1973
Career	1447	Jon Jeffries	1987-91

Most TDs on Returns

Season	1	shared by many
Career	2	Terry Strock

Best Return Average

Season	34.3	Tommy Francisco	1965
		(10 or more returns)	
Career	24.8	Dickie Longerbeam	1965-68

Team Records

Most Returns

Game	12	vs. Alabama	1973
Season	67	1950

Most Yards on Returns

Game	245	vs. South Carolina	1973
Season	1431	1973

Most TDs on Returns

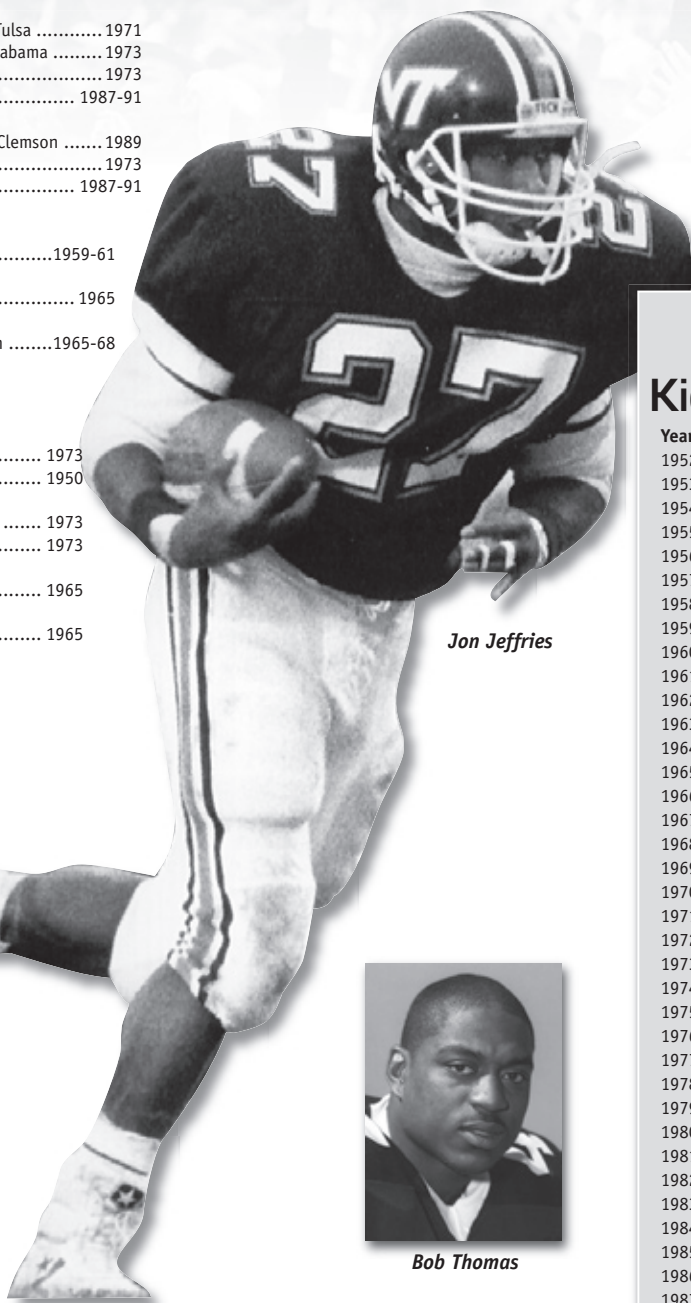
Season	2	1965
--------	---	-------	------

Best Return Average

Season	27.4	1965
--------	------	-------	------



Billy Hardee



Jon Jeffries



Bob Thomas

Year-by-Year Kickoff Return Leaders

Year	Player	No.	Yds.	TDs
1952	Don Booth	18	413	0
1953	Howie Wright	6	125	0
1954	Billy Anderson	5	96	0
1955	Dickie Beard	5	115	0
1956	Bobby Wolfenden	5	173	0
1957	Frank Eastman	5	60	0
1958	Jay Whitesell	5	192	1
1959	Alger Pugh	12	305	0
1960	Terry Strock	6	208	1
1961	Warren Price	13	273	0
1962	Sonny Utz	11	242	0
1963	Tommy Walker	7	259	1
1964	Tommy Francisco	15	301	0
1965	Dickie Longerbeam	12	404	1
1966	Tommy Francisco	9	145	0
1967	Dickie Longerbeam	14	317	0
1968	Ron Davidson	6	105	0
1969	Rich Matjevich	7	192	1
1970	Rich Matjevich	25	501	0
1971	Jimmy Quinn	14	324	0
1972	Don Testerman	11	294	0
1973	Billy Hardee	33	758	1
1974	Morris Blueford	15	305	0
1975	Roscoe Coles	14	312	0
1976	Ellis Savage	17	311	0
1977	Kenny Lewis	24	540	0
1978	Larry Fallen	23	526	1
1979	Billy Hite	8	156	0
1980	Sidney Snell	11	264	0
1981	Bob Thomas	9	172	0
1982	Bob Thomas	22	487	0
1983	Eddie Hunter	7	162	0
1984	Bob Thomas	14	278	0
1985	Eddie Hunter	12	265	0
1986	Eddie Hunter	19	462	1
1987	Jon Jeffries	22	561	1
1988	Jon Jeffries	15	311	0
1989	Marcus Mickel	25	546	1
1990	Marcus Mickel	15	285	0
1991	Jon Jeffries	16	273	0
1992	Tony Kennedy	16	386	1
1993	Dwayne Thomas	14	305	0
1994	Bryan Still	19	493	0
1995	Dwayne Thomas	13	238	0
1996	Shawn Scales	12	312	0
1997	Ike Charlton	18	373	0
1998	Shyrone Stith	14	282	0
1999	Shyrone Stith	15	387	0
2000	André Kendrick	22	447	0
2001	Richard Johnson	12	267	0
2002	Richard Johnson	23	485	0
2003	Mike Imoh	18	549	1
2004	Eddie Royal	12	346	0
2005	Eddie Royal	14	293	0

Career Kickoff Return Leaders

Name	Yrs. Played	No.	Yds.	TDs	Avg.
Jon Jeffries	1987-91	67	1447	1	21.6
Bob Thomas	1981-84	51	1088	0	21.3
Marcus Mickel	1988-91	47	963	1	20.5
Eddie Hunter	1983-86	38	889	1	23.4
Mike Imoh	2002-05	34	864	1	25.4
Dickie Longerbeam	1965-68	34	842	1	24.8
Billy Hardee	1973-75	37	833	1	22.5
Tommy Francisco	1964-66	34	789	1	23.2
Rich Matjevich	1969-71	36	780	1	21.7
Richard Johnson	2001-04	35	752	0	21.5
Sonny Utz	1962-64	33	741	0	22.5
Larry Fallen	1976-78	32	689	1	21.5

Punting

Most Punts

Game	14	Jack Simcsak vs. Alabama	1968
Season	88	Gene Fisher	1967
Career	237	Vinnie Burns	2001-04

Most Yards Punting

Game	564	Jack Simcsak vs. Alabama	1968
Season	3267	Gene Fisher	1967
Career	9387	Vinnie Burns	2001-04

Best Punting Average

Season	45.1	Jimmy Kibble	1997
Career	41.8	George Roberts	1976-77

Career Punting Leaders

Name	Yrs. Kicked	No.	Yds.	Avg.
George Roberts	1976-77	128	5345	41.8
Dave Smigelsky	1978-80	172	7065	41.1
Jimmy Kibble	1996-99	180	7372	41.0
Jack Williams	1951-53	157	6229	39.7
Vinnie Burns	2001-04	237	9387	39.6
Robbie Colley	1991-94	169	6676	39.5
Jack Simcsak	1968-70	210	8257	39.3
Andy Hromyak	1970-72	115	4513	39.2
David Cox	1982-85	173	6785	39.2
Bruce McDaniel	1972-75	171	6675	39.0
Bill Renner	1981-82	141	5492	39.0
Gene Fisher	1965-67	205	7840	38.2
Bobby Wolfenden	1954-56	63	2386	37.9
Bob Schweickert	1962-64	112	4233	37.8

Principal Place-kickers

Season(s)	Player	EP	FG	TP
1920-21	J.G. (Rip) Wallace	29		95
1922-24	Don Rutherford	31		107
1925	Paul Robertson	4		10
1926-28	J.B. (Scotty) MacArthur	26		
1928-30	Bird Hooper	21		41
1931	Heinie Groth	3		3
1932	Gene Hite	8		8
1933	Ray Mills	5		5
1934	George Sodaro	5		5
1935	Herman (Foots) Dickerson	5		47
1936	George Sodaro	6	1	9
1937	C.L. Shockey	6		6
1938	Frank Pierce	6		12
1939	Ward Boswell	5		5
1940-42	Roger McClure	39	9	74
1945-48	Ross M. Orr, Jr.	35		35
1949	Ralph Beard	16		22
1950	Ronnie Raugh	5		5
1951				
1952	Don (Duckie) Welsh	14	1	29
1953-55	Dickie Beard	43	1	46
1955-57	Barry Frazee	32	2	38
1958-59	Chuck Stephens	17-27	2-4	23
1960-62	Aster (Cat) Sizemore	39-46	1-9	42
1962-64	Dickie Cranwell	43-49	8-17	67
1965-67	Jon Utin	63-69	20-36	123
1968-70	Jack Simcsak	59-64	21-48	122
1971-72	Dave Strock	50-56	22-42	116
1973-75	Wayne Latimer	72-77	25-55	147
1976-78	Paul Engle	54-58	16-42	102
1979-80	Dennis Laury	41-47	12-24	77
1981-84	Don Wade	98-107	42-70	224
1985	Tom Taricani	9-10	3-6	18
1985-88	Chris Kinzer	93-95	47-69	234
1989-91	Mickey Thomas	44-45	31-41	137
1991-94	Ryan Williams	137-147	39-57	254
1994-95	Atle Larsen	36-37	15-26	81
1996-99	Shayne Graham	167-169	68-93	371
2000-03	Carter Warley	190-195	39-63	307
2004-	Brandon Pace	98-100	40-49	218



Vinnie Burns

Year-by-Year Punting Leaders

Year	Player	No. Punts	Avg.	Year	Player	No. Punts	Avg.
1952	Jack Williams	66	40.7	1979	Dave Smigelsky	58	42.3
1953	Jack Williams	30	40.9	1980	Dave Smigelsky	53	39.8
1954	Tom Petty	40	35.6	1981	Bill Renner	62	39.5
1955	Bobby Wolfenden	29	39.9	1982	Bill Renner	79	38.6
1956	Bobby Wolfenden	30	37.3	1983	David Cox	61	41.0
1957	Bobby Conner	25	34.8	1984	David Cox	56	41.9
1958	Carroll Dale	28	33.6	1985	David Cox	55	34.9
1959	Carroll Dale	36	32.8	1986	Tony Romero	47	36.0
1960	Terry Strock	47	37.2	1987	Tony Romero	51	37.9
1961	Terry Strock	35	36.5	1988	Kelly Fitzgerald	39	36.7
1962	Jake Adams	25	38.8	1989	Chris Baucia	77	37.5
1963	Bob Schweickert	45	39.1	1990	Chris Baucia	66	38.5
1964	Bob Schweickert	42	37.7	1991	Jack Wiltshire	55	37.2
1965	Gene Fisher	49	40.6	1992	Robbie Colley	57	38.1
1966	Gene Fisher	68	37.9	1993	Robbie Colley	51	38.4
1967	Gene Fisher	88	37.1	1994	Robbie Colley	57	42.1
1968	Jack Simcsak	82	38.7	1995	John Thomas	61	38.9
1969	Jack Simcsak	66	41.2	1996	Jimmy Kibble	32	37.3
1970	Jack Simcsak	62	38.1	1997	Jimmy Kibble	50	45.1
1971	Andy Hromyak	57	39.3	1998	Jimmy Kibble	52	41.5
1972	Andy Hromyak	42	41.4	1999	Jimmy Kibble	46	38.4
1973	Bruce McDaniel	55	40.3	2000	Robert Peaslee	44	35.3
1974	Bruce McDaniel	53	39.6	2001	Vinnie Burns	59	37.8
1975	Bruce McDaniel	60	37.9	2002	Vinnie Burns	64	40.5
1976	George Roberts	68	41.5	2003	Vinnie Burns	57	39.8
1977	George Roberts	60	42.1	2004	Vinnie Burns	51	40.3
1978	Dave Smigelsky	58	41.0	2005	Nic Schmitt	52	43.2

Team Defense

Season Highs & Lows Since 1950

	Fewest	Most
Total Defense		
Plays	552 in 1954 (9 games)	938 in 2002 (14 games)
	562 in 1955 (10 games)	
	691 in 1997 (11 games)	
Yards Allowed	1,973 in 1954 (9 games)	5,136 in 1973 (11 games)
	2,108 in 1957 (10 games)	
	2,401 in 1980 (11 games)	
Yards Per Game	210.8 in 1957 (10 games)	466.9 in 1973
	218.3 in 1980 (11 games)	
Yards Per Play	3.30 in 1966 (10 games)	6.3 in 1973
	3.34 in 1984 (11 games)	

Rushing Defense

Rushing Attempts	363 in 1966 (10 games)	610 in 1973 (11 games)
	367 in 1983 (11 games)	
Yards Allowed	544 in 1982 (11 games)	3,453 in 1973
Yards Per Game	49.5 in 1982 (11 games)	313.9 in 1973
Yards Per Carry	1.4 in 1982 (11 games)	5.7 in 1973
TDs Rushing	2 in 1968 (10 games)	37 in 1973
		in 1982 (11 games)

Pass Defense

Passing Attempts	108 in 1957 (10 games)	443 in 2002 (14 games)
	177 in 1952 (11 games)	
Completions	38 in 1957 (10 games)	244 in 2003 (13 games)
	87 in 1952 (11 games)	
Yards Allowed	485 in 1957 (10 games)	3,009 in 2003
	1,064 in 1952 (11 games)	
Yards Per Game	48.5 in 1957 (10 games)	251.0 in 1993 (11 games)
	96.7 in 1952 (11 games)	
Yards Per Attempt	4.5 in 1957 (10 games)	8.3 in 1973 (11 games)
	5.16 in 2001 (11 games)	
Yards Per Completion	10.0 in 1962 (10 games)	16.0 in 1973
	10.4 in 2005 (13 games)	
TDs Passing	2 in 1963 (10 games)	19 in 2003 (13 games)
	6 in 1975 & 1983 (11 games)	
Completion Pct.	35.2 in 1957 (10 games)	60.2 in 2003 (13 games)
	43.0 in 1980 (11 games)	

Scoring Defense

Points Allowed	75 in 1954 (9 games)	430 in 1950 (10 games)
	90 in 1966 (10 games)	380 in 1973 (11 games)
	91 in 1983 (11 games)	
Points Per Game	8.27 in 1983	43.0 in 1950 (10 games)
		34.5 in 1973 (11 games)
TDs	11 in 1954 (9 games)	52 in 1973
	in 1966 (10 games)	
	in 1980, 1982 & 1983 (11 games)	

Punt Returns

Returns Allowed	9 in 1999 (11 games)	44 in 1966 (10 games)
		40 in 1970 & 1988 (11 games)
Yards Allowed	36 in 1999 (11 games)	529 in 1952 (11 games)
Yards Per Return	2.4 in 1986 (11 games)	14.5 in 1974 (11 games)
TD Returns		2 in 1970 (11 games)*

Kickoff Returns

Returns Allowed	19 in 1961 (9 games)	61 in 2003 (13 games)
	26 in 1968 (10 games)	
	23 in 1978 (11 games)	
Yards Allowed	368 in 1961 (9 games)	1,271 in 2003
	419 in 1953 (10 games)	
	404 in 1975 (11 games)	
Yards Per Return	15.3 in 1980 (11 games)	25.9 in 1968 (10 games)
		25.8 in 1970 (11 games)
TD Returns		1 numerous seasons

First Downs

FDs Allowed	111 in 1955 (10 games)	252 in 1971 (11 games)
	143 in 1980 (11 games)	
Rushing FDs Allowed	40 in 1967 (10 games)	151 in 1973 (11 games)
	46 in 1982 (11 games)	
Passing FDs Allowed	20 in 1957 (10 games)	127 in 2003 (13 games)
	34 in 1952 (11 games)	
FDs by Penalty	2 in 1952 (11 games)	26 in 1988 (11 games)

Fumbles

Fumbles Caused	14 in 1992, 1997, 2000 (11 games)	48 in 1975 (11 games)
Fumbles Recovered	6 in 2000 (11 games)	29 in 1972 (11 games)

*Does not include blocked punts.

Game Highs & Lows Since 1950

	Fewest	Most
Total Defense		
Plays	37 by Richmond, 1963	100 by Wm. & Mary, 1971
	West Virginia, 1966	Ohio, 1971 & Syracuse, 2002
Yards Allowed	35 vs. Duke, 2005	833 vs. Alabama, 1973
TDs		11 by Alabama, 1973

Rushing Defense

Rushing Attempts	19 by UCF, 2003	78 by Wake Forest, 1971
Yards Allowed	(-28) vs. Tampa, 1967	748 vs. Alabama, 1973
	Arkansas St., 1997	
TDs		9 by Alabama, 1973

Pass Defense

Passing Attempts	2 by Clemson, 1956	58 by East Carolina, 1992
Completions	0 six times	36 by Marshall, 2002
Yards Allowed	0 vs. Clemson, 1950	498 vs. Maryland, 1993
	West Virginia, 1957	
TDs		6 by Vanderbilt, 1982

Punt Returns

Returns	0 several times	9 by Syracuse, 1988
Yards Allowed	(-11) vs. VMI, 1969	187 vs. Maryland, 1950
TDs		1 numerous times

Kickoff Returns

Returns	0 by Richmond, 1976	9 several times
	Miami, 2005	
Yards Allowed	(-1) vs. Wake Forest, 1979	205 vs. Houston, 1973
		Fla. State, 1974
TDs		1 numerous times

First Downs

FDs Allowed	4 vs. Pennsylvania, 1955	34 vs. Wm. & Mary, 1971
Rushing FDs Allowed	1 10 times	26 vs. Alabama, 1973
Passing FDs Allowed	0 nine times	22 vs. East Carolina, 1992
FDs by Penalty	0 numerous times	6 by Villanova, 1970

Fumbles

Fumbles Caused		11 vs. Fla. State, 1958
Fumbles Recovered		5 several times

Tackling Records Since 1974

Most Tackles

Game:	30	by lb Rick Razzano vs. Kentucky	1977
Season:	177	by lb Rick Razzano	1975
		by dt Scott Hill	1987
Career:	634	by lb Rick Razzano	1974-77

Most Unassisted Tackles

Game:	21	by lb Rick Razzano vs. Richmond	1975
Season:	102	by lb Rick Razzano	1975
Career:	368	by lb Rick Razzano	1974-77

Most Assisted Tackles

Game:	15	by lb Ashley Lee vs. Richmond	1981
		by lb Mike Johnson vs. Miami (Fla.)	1982
Season:	110	by dt Scott Hill	1987
Career:	266	by lb Rick Razzano	1974-77

Most Quarterback Sacks

Game:	4	by dt Bruce Smith vs. Duke	1983
		by dt Bruce Smith vs. Wm. & Mary	1984
		by de Morgan Roane vs. Wm. & Mary	1985
Season:	22	by dt Bruce Smith	1983
Career:	46	by dt Bruce Smith	1981-84

Most Tackles for Loss (includes sacks)

Season:	31	by dt Bruce Smith	1983
Career:	71	by dt Bruce Smith	1981-84

Year-by-Year Leading Tacklers

1974	lb Rick Razzano	165	1991	de Wooster Pack	70
1975	lb Rick Razzano	177	1992	olb P.J. Preston	89
1976	lb Rick Razzano	140		ilb Melendez Byrd	89
1977	lb Rick Razzano	152	1993	lb Ken Brown	113
1978	lb Chip Keatley	102	1994	lb George DelRocco	130
1979	lb Chris Cosh	86	1995	lb George DelRocco	137
1980	lb Ashley Lee	95	1996	olb Brandon Semones	88
1981	lb Ashley Lee	146	1997	ilb Steve Tate	104
1982	lb Mike Johnson	148	1998	ilb Jamel Smith	99
1983	lb Mike Johnson	135	1999	ilb Jamel Smith	89
1984	lb Vince Daniels	113	2000	ilb Ben Taylor	103
1985	lb Paul Nelson	103	2001	ilb Ben Taylor	121
1986	lb Paul Nelson	104	2002	ilb Mikal Baaqee	112
1987	dt Scott Hill	177	2003	rov Michael Crawford	131
1988	dt Horacio Moronta	81	2004	ilb Mikal Baaqee	71
1989	ilb Bobby Martin	79	2005	ilb Vince Hall	112
1990	olb Archie Hopkins	89			

Individual Records

Highest Individual Total Offense Games (By Tech)

516 (527 pass, -11 rush)	Don Strock vs. Houston	1972
495 (504 pass, -9 rush)	Bryan Randall vs. Syracuse	2002
390 (398 pass, -8 rush)	Bryan Randall vs. California	2003
386 (376 pass, 10 rush)	Don Strock vs. Ohio U.	1971
386 (385 pass, 1 rush)	Don Strock vs. Wake Forest	1972
368 (304 pass, 64 rush)	Bryan Randall vs. Georgia Tech	2004
366 (290 pass, 76 rush)	Michael Vick vs. Boston College	1999

Highest Individual Total Offense Games (By Opponent)

516 (498 pass, 18 rush)	Scott Milanovich of Maryland	1993
445 (448 pass, -3 rush)	Glenn Foley of Boston College	1993
428 (394 pass, 34 rush)	Todd Ellis of South Carolina	1986
392 (406 pass, -14 rush)	Byron Leftwich of Marshall	2002
387 (403 pass, -16 rush)	Troy Nunes of Syracuse	2002

Highest Individual Passing Games (By Tech)

527 (34 of 53)	Don Strock vs. Houston	1972
504 (23 of 35)	Bryan Randall vs. Syracuse	2002
398 (24 of 34)	Bryan Randall vs. California	2003
385 (25 of 47)	Don Strock vs. Wake Forest	1972
376 (19 of 31)	Don Strock vs. Ohio U.	1971
355 (20 of 40)	Don Strock vs. Oklahoma State	1972

Highest Individual Passing Games (By Opponent)

498 (29 of 52)	Scott Milanovich of Maryland	1993
448 (21 of 29)	Glenn Foley of Boston College	1993
407 (28 of 46)	David Priestley of Pittsburgh	1999
406 (31 of 49)	Byron Leftwich of Marshall	2002
403 (24 of 40)	Troy Nunes of Syracuse	2002

Most Passing Attempts (By Tech)

53 (34 for 527 yards)	Don Strock vs. Houston	1972
52 (26 for 335)	Marcus Vick vs. Florida State	2005
50 (27 for 268)	Will Furrer vs. Oklahoma	1991
48 (22 for 276)	Don Strock vs. Florida State	1972
47 (25 for 385)	Don Strock vs. Wake Forest	1972
45 (23 for 240)	Don Strock vs. Oklahoma State	1971

Most Passing Attempts (By Opponent)

54 (28 for 269 yards)	Dean May of Louisville	1983
53 (28 for 312)	Gary Pajcic of Florida State	1966
53 (22 for 272)	Todd Ellis of South Carolina	1988
52 (27 for 302)	Randy Joyce of Appalachian St.	1981
52 (29 for 498)	Scott Milanovich of Maryland	1993
51 (20 for 239)	Dan Darragh of William & Mary	1966
51 (25 for 234)	Ben Bennett of Duke	1983
51 (20 for 209)	Chad Johnston of West Virginia	1996

Most Passing Completions (By Tech)

34 (of 53, 527 yards)	Don Strock vs. Houston	1972
29 (of 44, 349)	Don Strock vs. South Carolina	1972
27 (of 50, 268)	Will Furrer vs. Oklahoma	1991
26 (of 52, 335)	Marcus Vick vs. Florida State	2005
25 (of 47, 385)	Don Strock vs. Wake Forest	1972
24 (of 43, 339)	Don Strock vs. William & Mary	1972
24 (of 34, 247)	Will Furrer vs. Southern Miss	1990
24 (of 37, 282)	Jim Druckenmiller vs. Rutgers	1996
24 (of 34, 398)	Bryan Randall vs. California	2003

Most Passing Completions (By Opponent)

32 (of 46, 358 yards)	Matt Schaub of Virginia	2003
31 (of 49, 406)	Byron Leftwich of Marshall	2002
30 (of 47, 350)	Danny McCoin of Cincinnati	1986
30 (of 50, 332)	Marcus Crandell of East Carolina	1994
29 (of 52, 498)	Scott Milanovich of Maryland	1993
28 (of 53, 312)	Gary Pajcic of Florida State	1966
28 (of 54, 269)	Dean May of Louisville	1983
28 (of 46, 303)	Scott Zolak of Maryland	1990
28 (of 46, 407)	David Priestley of Pittsburgh	1999

Most Yards Rushing (By Tech)

243 (32 carries)	Mike Imoh vs North Carolina	2004
241 (30)	Kevin Jones vs. Pittsburgh	2003
223 (34)	Kenny Lewis vs. VMI	1978
214 (28)	Roscoe Coles vs. Tulsa	1976
210 (16)	Michael Vick vs. Boston College	2000
204 (29)	Bob Schweickert vs. Richmond	1963
202 (38)	Cyrus Lawrence vs. Virginia	1981

Most Yards Rushing (By Opponent)

239 (44 carries)	Paul Palmer of Temple	1986
233 (48)	Barry Redden of Richmond	1980
226 (21)	Wesley McFadden of Clemson	1987
223 (32)	Barry Redden of Richmond	1981
205 (39)	Willis McGahee of Miami	2002
201 (27)	Robert Newhouse of Houston	1971

Most Rushing Attempts (By Tech)

42 (179 yards)	Cyrus Lawrence vs. Memphis St.	1981
40 (194)	Cyrus Lawrence vs. Virginia	1980
38 (202)	Cyrus Lawrence vs. Virginia	1981
37 (181)	Kevin Jones vs. Virginia	2001
36 (169)	Cyrus Lawrence vs. Richmond	1981
36 (147)	Ken Oxendine vs. Miami, Fla.	1997

Most Rushing Attempts (By Opponent)

48 (233 yards)	Barry Redden of Richmond	1980
44 (239)	Paul Palmer of Temple	1986
39 (205)	Willis McGahee of Miami	2002
38 (197)	Derrick Knight of Boston College	2003
34 (149)	Larry Russell of Wake Forest	1971
34 (124)	Clinton Portis of Miami	2001

Most Points Scored (By Tech)

36 (6 TDs)	Tommy Francisco vs. VMI	1966
30 (5 TDs)	Lee Suggs vs. UCF	2000
26 (4 TDs, 1 conversion)	George Constantinides vs. UR	1967
24 (4 TDs)	Terry Smoot vs. VMI	1969
24 (4 TDs)	Kenny Lewis vs. Tulsa	1978
24 (4 TDs)	Cyrus Lawrence vs. Wm. & Mary	1982
24 (4 TDs)	Tommy Edwards vs. Pittsburgh	1993
24 (4 TDs)	Lee Suggs vs. Rutgers	2000
24 (4 TDs)	Lee Suggs vs. Virginia	2000
24 (4 TDs)	Ernest Wilford vs. Syracuse	2002
24 (4 TDs)	Kevin Jones vs. Pittsburgh	2003

Most Points Scored (By Opponent)

36 (6 TDs)	Willis McGahee of Miami	2002
26 (4 TDs, 2 PATs)	Jim Bakhtiar of Virginia	1957
24 (3 TDs, 6 PATs)	Dickie Lewis of Wm. & Mary	1950
24 (4 TDs)	Marvin Allen of Tulane	1987
24 (4 TDs)	Mike Dingle of South Carolina	1990
24 (4 TDs)	Chris Brantley of Rutgers	1992

Most Receptions (By Tech)

13 (133 yards)	Donald Snell vs. Cincinnati	1985
13 (170)	Nick Cullen vs. Southern Miss	1990
10 (106)	Sidney Snell vs. Virginia	1979
9 (213)	Ricky Scales vs. Wake Forest	1972
9 (96)	Ernest Wilford vs. UCF	2003
8 (84)	Gene Fisher vs. Richmond	1965
8 (90)	Gene Fisher vs. Geo. Washington	1965
8 (117)	Mike Burnop vs. Houston	1972
8 (138)	Sidney Snell vs. Wake Forest	1980
8 (81)	Bo Campbell vs. South Carolina	1991
8 (194)	Antonio Freeman vs. Temple	1993
8 (124)	Antonio Freeman vs. Syracuse	1994
8 (80)	André Davis vs. Pittsburgh	2001
8 (279)	Ernest Wilford vs. Syracuse	2002
8 (110)	Ernest Wilford vs. California	2003

Most Receptions (By Opponent)

14 (106 yards)	Frank Wycheck of Maryland	1990
13 (138)	Ron Sellers of Florida State	1966
13 (215)	Antonio Bryant of Pittsburgh	1999
13 (145)	Heath Miller of Virginia	2003
12 (125)	Chuck Albertson of Wm. & Mary	1966
12 (188)	Latef Grim of Pittsburgh	1999
11 (182)	Fred Biletnikoff of Florida State	1964
11 (82)	Keith Edwards of Vanderbilt	1983
11 (70)	Keith Edwards of Vanderbilt	1984
11 (172)	Reggie Funderburk of Rutgers	1994
11 (164)	Curtis Jones of Marshall	2002


Most Receiving Yardage (By Tech)

279 (8 receptions)	Ernest Wilford vs. Syracuse	2002
213 (9)	Ricky Scales vs. Wake Forest	1972
194 (8)	Antonio Freeman vs. Temple	1993
171 (5)	Sidney Snell vs. VMI	1979
170 (13)	Nick Cullen vs. Southern Miss	1990
157 (6)	Antonio Freeman vs. Rutgers	1992

Most Receiving Yardage (By Opponent)

229 (8 receptions)	Ron Sellers of Florida State	1967
229 (9)	David Tyree of Syracuse	2002
215 (13)	Antonio Bryant of Pittsburgh	1999
193 (6)	Andre Johnson of Miami	2002
188 (12)	Latef Grim of Pittsburgh	1999
182 (11)	Fred Biletnikoff of Florida State	1964
180 (6)	Herman Moore of Virginia	1990

Team Records



Total Offense (by Tech)

675	vs. Pittsburgh	9-11-93
641	vs. Maryland	9-25-93
638	vs. Akron	10-14-95
617	vs. William & Mary	10-29-83
606	vs. Connecticut	9-1-01
605	vs. Houston	10-7-72
591	vs. East Carolina	11-9-96
589	vs. Wake Forest	11-25-72

Total Offense (by Opponent)

833	Alabama	10-27-73
649	Maryland	9-25-93
646	Houston	11-13-71
617	Boston College	11-6-93
608	Florida State	11-14-70
606	Rutgers	10-31-92

Total Plays (by Tech)

98	vs. Cincinnati	8-31-85
96	vs. Wake Forest	11-22-75
95	vs. South Carolina	11-11-72
94	vs. Richmond	10-26-74
94	vs. Houston	10-7-72
94	vs. N.C. State	9-29-56

Total Plays (by Opponent)

100	Syracuse	11-9-02
100	Ohio Univ.	10-23-71
100	William & Mary	10-16-71
98	Cincinnati	10-19-91
93	South Carolina	10-6-73
92	Alabama	11-18-72

Rushing Attempts (by Tech)

87	vs. Wake Forest	11-22-75
87	vs. South Carolina	10-12-74
86	vs. Richmond	10-26-74
85	vs. N.C. State	9-29-56
81	vs. Virginia	10-27-56

Rushing Attempts (by Opponent)

78	Wake Forest	9-18-71
77	Kentucky	9-14-74
77	Alabama	11-18-72
74	Kentucky	9-13-75
73	SMU	9-21-74
73	Oklahoma State	10-14-72

Rushing Yards (by Tech)

500	vs. Pittsburgh	9-11-93
469	vs. Duke	11-15-69
467	vs. William & Mary	10-12-85
453	vs. Akron	10-14-95
451	vs. William & Mary	10-29-83

Rushing Yards (by Opponent)

748	Alabama	10-27-73
577	Maryland	12-2-50
500	SMU	9-29-73
461	Alabama	11-18-72
457	Houston	11-13-71

Rushing Touchdowns (by Tech)

8	vs. Akron	10-14-95
7	vs. VMI	11-24-66
	Pittsburgh	9-11-93
6	on 10 occasions	(most recent: vs. Marshall 9-12-02)
5	on 14 occasions	(most recent: vs. JMU 9-6-03)

Rushing Touchdowns (by Opponent)

9	Alabama	10-27-73
8	Maryland	12-2-50
6	Miami	12-7-02
6	Alabama	11-18-72
6	Virginia	10-7-50

Passing Attempts (by Tech)

53	vs. Houston	10-7-72
52	vs. Florida State	12-3-05
51	vs. Cincinnati	8-31-85
50	vs. Oklahoma	9-28-91
49	vs. South Carolina	11-11-72
48	vs. Florida State	9-23-72

Passing Attempts (by Opponent)

58	East Carolina	9-12-92
57	Maryland	9-25-93
57	Appalachian State	10-23-82
56	Marshall	9-12-02
56	Appalachian State	10-24-81
56	Florida State	10-29-66

Passing Completions (by Tech)

34	vs. Houston	10-7-72
31	vs. South Carolina	11-11-72
29	vs. UCF	8-31-03
28	vs. Southern Miss.	10-27-90
27	vs. Oklahoma	9-28-91
26	vs. Florida State	12-3-05
26	vs. Cincinnati	8-31-85
26	vs. Wake Forest	11-25-72

Passing Completions (by Opponent)

36	Marshall	9-12-02
34	East Carolina	9-12-92
34	William & Mary	9-25-82
32	Virginia	11-29-03
30	East Carolina	11-15-94
30	Cincinnati	9-6-86
30	Appalachian State	10-24-81

Passing Yards (by Tech)

527	vs. Houston	10-7-72
504	vs. Syracuse	11-9-02
413	vs. South Carolina	11-11-72
408	vs. Wake Forest	11-25-72
398	vs. California	12-26-03
376	vs. Ohio Univ.	10-23-71
355	vs. Oklahoma State	10-14-72

Passing Yards (by Opponent)

498	Maryland	9-25-93
448	Boston College	11-6-93
442	Marshall	9-12-02
427	Pittsburgh	10-30-99
426	East Carolina	9-12-92
408	Florida State	10-14-89
403	Syracuse	11-9-02

Passing Touchdowns (by Tech)

5	vs. Syracuse	11-9-02
5	vs. Temple	10-16-93
4	on 10 occasions	(most recent: vs. Florida A&M 10-16-04)

Passing Touchdowns (by Opponent)

6	Vanderbilt	11-13-82
5	Rutgers	10-31-92
5	Florida State	11-11-67
4	on nine occasions	(most recent: by Pittsburgh 10-28-00)

Total First Downs (by Tech)

36	vs. UCF	8-31-03
34	vs. Akron	11-9-91
31	vs. Pittsburgh	9-11-93
30	vs. Virginia	11-21-92
30	vs. Houston	10-7-72
30	vs. Pittsburgh	10-28-00

Total First Downs (by Opponent)

34	William & Mary	10-16-71
32	Rutgers	10-31-92
31	Kentucky	9-13-75
31	Florida State	11-14-70
30	East Carolina	9-12-92
30	Alabama	10-27-73

Rushing First Downs (by Tech)

25	vs. South Carolina	10-12-74
24	vs. N.C. State	9-29-56
23	vs. Pittsburgh	9-11-93
23	vs. Wake Forest	11-19-77
23	vs. VMI	10-9-76

Rushing First Downs (by Opponent)

26	Alabama	10-27-73
23	Alabama	11-18-72
23	Wake Forest	9-18-71
22	Kentucky	9-13-75

Passing First Downs (by Tech)

23	vs. UCF	8-31-03
22	vs. Houston	10-7-72
19	vs. Wake Forest	11-25-72
18	vs. South Carolina	11-11-72
17	vs. Duke	10-9-82

Passing First Downs (by Opponent)

22	East Carolina	9-12-92
21	Marshall	9-12-02
21	Cincinnati	9-6-86
20	William & Mary	10-16-71

Kickoff Return Yardage (by Tech)

245	vs. South Carolina	10-6-73
240	vs. Alabama	10-27-73
214	vs. Clemson	9-16-89
213	vs. Alabama	11-18-72
206	vs. Maryland	12-2-50

Kickoff Return Yardage (by Opponent)

205	Florida State	11-16-74
205	Houston	10-12-73
203	VMI	11-28-68
203	Richmond	10-20-56
189	Rutgers	10-23-93

Punt Return Yardage (by Tech)

164	vs. Pittsburgh	10-22-94
155	vs. Syracuse	10-11-03
154	vs. Richmond	10-21-67
152	vs. West Virginia	10-12-00
134	vs. Miami	11-4-67
134	vs. Virginia	10-22-60
129	vs. Clemson	9-12-98

Punt Return Yardage (by Opponent)

187	Maryland	12-2-50
171	Florida State	11-16-74
155	N.C. State	10-28-50
127	Kentucky	11-4-78
122	Southern Mississippi	9-17-88

Interceptions (by Tech)

6	vs. Rutgers	12-21-98
6	vs. Rutgers	10-31-92
6	vs. Florida State	11-2-68
5	on eight occasions	(most recent: vs. South Carolina 10-8-88)

Interceptions (by Opponent)

7	Florida State	10-10-59
5	on nine occasions	(most recent: by Virginia 11-19-94)

Interception Return Yardage (by Tech)

182	vs. Vanderbilt	11-12-83
169	vs. Rutgers	11-21-98
152	vs. Miami	12-7-02
151	vs. William & Mary	9-23-67
148	vs. Waynesburg	11-13-54

Interception Return Yardage (by Opponent)

132	Clemson	9-16-89
128	Quantico	9-30-50
108	Florida State	9-29-90
107	East Carolina	11-16-91
107	Virginia	11-10-79

Season Records

Total Offense

Individual	Team
3170 qb Don Strock , 1972	5223 in 2003
2775 qb Bryan Randall, 2004	5203 in 2002
2773 qb Marcus Vick, 2005	4970 in 1999
2641 qb Bryan Randall, 2002	4952 in 2005
2425 qb Michael Vick, 1999	4885 in 1993
2404 qb Don Strock, 1971	4752 in 2004
2400 qb Bryan Randall, 2003	4690 in 2000
2276 qb Jim Druckenmiller, 1996	4587 in 1996
2177 qb Maurice DeShazo, 1993	4534 in 1983
2160 qb Jim Druckenmiller, 1995	4527 in 1972
2081 qb Maurice DeShazo, 1994	4233 in 1995
2046 qb Will Furrer, 1990	4182 in 1992

Total Plays

Individual	Team
480 qb Don Strock, 1972	931 in 2002
442 qb Bryan Randall, 2004	900 in 2005
436 qb Marcus Vick, 2005	871 in 2004
419 qb Bryan Randall, 2002	857 in 1972
413 qb Don Strock, 1971	853 in 1988
379 qb Maurice DeShazo, 1994	838 in 1974
355 qb Jim Druckenmiller, 1995	834 in 1993
337 qb Will Furrer, 1988	833 in 1982
329 qb Will Furrer, 1990	828 in 1985
327 qb Bryan Randall, 2003	820 in 2003

Rushing Attempts

Individual	Team
325 tb Cyrus Lawrence, 1981	728 in 1975
281 tb Kevin Jones, 2003	710 in 1976
271 tb Cyrus Lawrence, 1980	704 in 1974
257 tb Lee Suggs, 2002	659 in 2002
246 tb Terry Smoot, 1969	649 in 1977
237 tb Ken Oxendine, 1997	621 in 1956
226 tb Shyrone Stith, 1999	615 in 1983
222 tb Lee Suggs, 2000	599 in 1978
214 rb Dwayne Thomas, 1993	599 in 2005
209 rb Roscoe Coles, 1976	597 in 1969
203 tb Tommy Francisco, 1966	587 in 1979
200 rb/qb Phil Rogers, 1975	

Rushing Yards

Individual	Team
1647 tb Kevin Jones, 2003	3076 in 1975
1403 tb Cyrus Lawrence, 1981	3069 in 1983
1325 tb Lee Suggs, 2002	2992 in 1993
1221 tb Cyrus Lawrence, 1980	2975 in 2000
1207 tb Lee Suggs, 2000	2974 in 2002
1130 rb Dwayne Thomas, 1993	2932 in 1974
1119 rb Roscoe Coles, 1976	2835 in 1956
1119 tb Shyrone Stith, 1999	2793 in 1999
1045 rb Roscoe Coles, 1975	2757 in 1976
1036 rb Phil Rogers, 1973	2721 in 2003
1029 tb Maurice Williams, 1986	2600 in 1978
1020 tb Kenny Lewis, 1978	2504 in 1996
957 tb Kevin Jones, 2001	2492 in 1979

Rushing Touchdowns

Individual	Team
27 tb Lee Suggs, 2000	46 in 2000
22 tb Lee Suggs, 2002	35 in 1999
21 tb Kevin Jones, 2003	35 in 2002
13 tb Tommy Francisco, 1966	33 in 1974
13 rb James Barber, 1972	33 in 2003
13 tb Ken Oxendine, 1996	32 in 1956
13 tb Shyrone Stith, 1999	30 in 2005
11 tb Terry Smoot, 1969	28 in 1993
11 tb Dwayne Thomas, 1993	27 in 1983
11 tb Cedric Humes, 2005	27 in 1996
10 fb Sonny Utz, 1964	24 in 1974
10 rb Roscoe Coles, 1975	24 in 1985
10 tb Kenny Lewis, 1978	
10 tb Tony Kennedy, 1991	

Passing Attempts

Individual	Team
427 qb Don Strock, 1972	440 in 1972
356 qb Don Strock, 1971	368 in 1971
306 qb Bryan Randall, 2004	329 in 1990
296 qb Will Furrer, 1990	324 in 1988
296 qb Maurice DeShazo, 1994	319 in 2004
294 qb Jim Druckenmiller, 1995	317 in 1994
289 qb Marcus Vick, 2005	313 in 1991
279 qb Will Furrer, 1988	313 in 1995
257 qb Will Furrer, 1991	305 in 2003
254 qb Grant Noel, 2001	301 in 2005
250 qb Jim Druckenmiller, 1996	291 in 2001
248 qb Bryan Randall, 2002	287 in 1989

Passing Completions

Individual	Team
228 qb Don Strock, 1972	233 in 1972
195 qb Don Strock, 1971	202 in 1971
177 qb Marcus Vick, 2005	192 in 1990
173 qb Will Furrer, 1990	181 in 2003
170 qb Bryan Randall, 2004	181 in 2005
164 qb Maurice DeShazo, 1994	180 in 1991
158 qb Bryan Randall, 2002	179 in 2004
151 qb Jim Druckenmiller, 1995	174 in 1994
150 qb Bryan Randall, 2003	168 in 2002
148 qb Will Furrer, 1991	163 in 1995
146 qb Grant Noel, 2001	159 in 2001

Passing Yards

Individual	Team
3243 qb Don Strock, 1972	3348 in 1972
2577 qb Don Strock, 1971	2695 in 1971
2393 qb Marcus Vick, 2005	2502 in 2003
2264 qb Bryan Randall, 2004	2473 in 2005
2134 qb Bryan Randall, 2002	2435 in 2004
2122 qb Will Furrer, 1990	2373 in 1990
2110 qb Maurice DeShazo, 1994	2229 in 2002
2103 qb Jim Druckenmiller, 1995	2214 in 1993
2080 qb Maurice DeShazo, 1993	2206 in 1995
2071 qb Jim Druckenmiller, 1996	2185 in 1994
1996 qb Bryan Randall, 2003	2177 in 1999
1965 qb Bryan Randall, 2004	2139 in 1991

Passing Touchdowns

Individual	Team
22 qb Maurice DeShazo, 1993	24 in 1993
21 qb Brian Randall, 2004	24 in 2004
19 qb Will Furrer, 1990	20 in 1990
17 qb Jim Druckenmiller, 1996	18 in 1972
17 qb Marcus Vick, 2005	18 in 2005
16 qb Don Strock, 1972	17 in 1996
16 qb Grant Noel, 2001	17 in 2003
15 qb Will Furrer, 1991	16 in 1959
15 qb Bryan Randall, 2003	16 in 1991
14 qb Jim Druckenmiller, 1995	16 in 2001
13 qb Steve Casey, 1980	15 in 1992
13 qb Maurice DeShazo, 1994	14 in 1980
12 qb Don Strock, 1971	14 in 1994
12 qb Maurice DeShazo, 1992	14 in 1995
12 qb Michael Vick, 1999	14 in 1999
12 qb Bryan Randall, 2002	14 in 2002
10 qb Frank Eastman, 1959	13 in 1973
10 qb Steve Casey, 1979	12 in 1971
10 qb Erik Chapman, 1986	12 in 1987
10 qb Erik Chapman, 1987	12 in 1997
10 qb Al Clark, 1997	12 in 1998

Pass Receptions

Individual
55 se Ernest Wilford, 2003
51 se Ernest Wilford, 2002
46 te Mike Burnop, 1971
43 wr Ricky Scales, 1972
43 wb Sidney Snell, 1979
43 wb Sidney Snell, 1980
39 te Joe Jones, 1984
39 fl André Davis, 2001
38 te Steve Johnson, 1987
38 fl Marcus Mickel, 1990
38 se Antonio Freeman, 1994
37 wr Donnie Reel, 1971
37 se Mike Giacalone, 1982
37 se Nick Cullen, 1990
37 se Ricky Hall, 1998

Receiving Yards


Individual
962 fl André Davis, 1999
925 se Ernest Wilford, 2002
886 se Ernest Wilford, 2003
826 wr Ricky Scales, 1972
772 wr Ricky Scales, 1973
706 wb Sidney Snell, 1979
705 wr Donnie Reel, 1971
703 se Antonio Freeman, 1992
674 wr Ricky Scales, 1974
661 se Donald Snell, 1986
650 se Ricky Hall, 1998
644 se Antonio Freeman, 1993
628 fl Bryan Still, 1995

Receiving TDs

Individual
9 se Antonio Freeman, 1993
9 fl André Davis, 1999
8 wb Sidney Snell, 1980
8 se Ricky Hall, 1998
7 wr Ricky Scales, 1972
7 wr Ricky Scales, 1973
7 wb Sidney Snell, 1979
7 se Mike Giacalone, 1981
7 se Bo Campbell, 1991
7 fl André Davis, 2001
7 se Ernest Wilford, 2002
6 se Carroll Dale, 1958
6 se Carroll Dale, 1959
6 hb Terry Strock, 1960
6 se Donald Snell, 1986
6 se Antonio Freeman, 1992
6 se Jermaine Holmes, 1995
6 te Jeff King, 2005

Total Touchdowns

Individual	Team
28 tb Lee Suggs, 2000	61 in 2000
22 tb Lee Suggs, 2002	61 in 2003
21 tb Kevin Jones, 2003	57 in 1999
14 tb Tommy Francisco, 1966	56 in 2002
13 rb James Barber, 1972	55 in 1993
13 tb Ken Oxendine, 1996	55 in 2005
13 tb Shyrone Stith, 1999	48 in 2004
12 tb Terry Smoot, 1969	46 in 1996
12 tb Dwayne Thomas, 1993	46 in 2001
12 fl André Davis, 1999	41 in 1995
11 hb Alger Pugh, 1959	40 in 1956
11 fb Sonny Utz, 1964	40 in 1983
11 qb Bruce Arians, 1974	39 in 1974
11 tb Tony Kennedy, 1991	39 in 1998
11 tb Cedric Humes, 2005	



Antonio Freeman

Total Points

Individual		Team	
168	tb Lee Suggs, 2000	460	in 2003
144	tb Lee Suggs, 2002	455	in 1999
126	tb Kevin Jones, 2003	443	in 2000
108	pk Brandon Pace, 2005	440	in 2005
107	pk Shayne Graham, 1999	429	in 2002
106	pk Brandon Pace, 2004	400	in 1993
103	pk Shayne Graham, 1998	400	in 2004
93	pk Chris Kinzer, 1986	359	in 2001
92	pk Shayne Graham, 1997	349	in 1996
90	pk Carter Warley, 2003	343	in 1998
84	tb Tommy Francisco, 1966	321	in 1997
78	rb James Barber, 1972	321	in 1995
78	pk Ryan Williams, 1994	307	in 1972
78	tb Ken Oxendine, 1996	305	in 1905
78	tb Shyrone Stith, 1999	304	in 1994
77	pk Mickey Thomas, 1989	301	in 1983
77	pk Carter Warley, 2000	278	in 1974
77	pk Carter Warley, 2001	275	in 1991
73	pk Dave Strock, 1972	274	in 1985

Punts

Individual		Team	
88	Gene Fisher, 1967	88	in 1967
82	Jack Simcsak, 1968	82	in 1968
79	Bill Renner, 1982	80	in 1982
77	Chris Baucia, 1989	79	in 1970
68	Gene Fisher, 1966	79	in 1989
68	George Roberts, 1976	74	in 1988
66	Jack Williams, 1952	71	in 1950
66	Jack Simcsak, 1969	69	in 1962
66	Chris Baucia, 1990	69	in 1966
64	Vinnie Burns, 2002	68	in 1976

Punting Average

Individual		Team	
45.1	Jimmy Kibble, 1997	43.2	in 2005
43.2	Nic Schmitt, 2005	42.3	in 1979
42.3	Dave Smigelsky, 1979	42.1	in 1994
42.1	George Roberts, 1977	42.0	in 1997
42.1	Robbie Colley, 1994	41.9	in 1984
41.9	David Cox, 1984	41.5	in 1976
41.5	George Roberts, 1976	41.4	in 1977
41.5	Jimmy Kibble, 1998	41.2	in 1969
41.4	Andy Hromyak, 1972	40.8	in 1998
41.2	Jack Simcsak, 1969	40.7	in 1952
41.0	Dave Smigelsky, 1978	40.4	in 1978
41.0	David Cox, 1983	40.3	in 1983
40.9	Jack Williams, 1953		

Punt Returns

Individual		Team	
51	John Ludlow, 1982	53	in 1982
40	Ricky Hall, 1999	47	in 1998
39	Antonio Freeman, 1994	47	in 2004
38	Angelo Harrison, 1998	46	in 2005
37	John Ludlow, 1980	45	in 1969
37	Derek Carter, 1983	45	in 1983
35	John Ludlow, 1981	44	in 1980
35	André Davis, 2001	44	in 1994
34	Tim Bosiack, 1970	44	in 1996
34	Billy Myers, 1984	43	in 1970
33	DeAngelo Hall, 2003	42	in 1984
		42	in 1999
		42	in 2001

Punt Return Yardage

Individual		Team	
510	Ricky Hall, 1999	711	in 2000
487	DeAngelo Hall, 2003	589	in 1994
467	Antonio Freeman, 1994	572	in 1998
420	Frank Loria, 1967	572	in 2002
437	André Davis, 2001	560	in 2001
396	André Davis, 2000	558	in 1952
376	Angelo Harrison, 1998	554	in 1967
375	Billy Anderson, 1952	537	in 1957
352	DeAngelo Hall, 2002	537	in 2003
335	Billy Myers, 1984	518	in 1999
292	Marcus Mickel, 1990	451	in 1956
289	Derek Carter, 1983	446	in 1958
284	John Ludlow, 1982	439	in 2004

Kickoff Returns

Individual		Team	
33	Billy Hardee, 1973	67	in 1950
25	Rich Matijevich, 1970	64	in 1973
25	Marcus Mickel, 1989	50	in 1988
24	Kenny Lewis, 1977	48	in 1971
23	Larry Fallen, 1978	46	in 1974
23	Richard Johnson, 2002	45	in 1977
22	Bob Thomas, 1982	44	in 1952
22	Jon Jeffries, 1987	44	in 1987
22	André Kendrick, 2000	42	in 1970
20	Sterling Wingo, 1950	40	in 1972
19	Eddie Hunter, 1986		
19	Bryan Still, 1994		

Kickoff Return Yardage

Individual		Team	
758	Billy Hardee, 1973	1431	in 1973
561	Jon Jeffries, 1987	1075	in 1950
549	Mike Imoh, 2003	962	in 1971
546	Marcus Mickel, 1989	909	in 1987
540	Kenny Lewis, 1977	872	in 1988
526	Larry Fallen, 1978	866	in 1977
501	Rich Matijevich, 1970	832	in 1952
493	Bryan Still, 1994	827	in 2003
487	Bob Thomas, 1982	823	in 1965
485	Richard Johnson, 2002	804	in 1972
		795	in 1970

Interceptions

Individual		Team	
9	hb Ron Davidson, 1967	27	in 1967
7	lb Mike Widger, 1968	25	in 1968
7	cb Billy Hardee, 1975	24	in 2002
7	cb Gene Bunn, 1976	23	in 1954
7	fs Ashley Lee, 1984	23	in 1998
7	cb Tyrone Drakeford, 1992	23	in 2000
6	s Lenny Smith, 1968	22	in 1984
6	cb Gene Bunn, 1977	21	in 1983
6	fs Willie Pile, 2000	20	in 1963
5	16 players tied with 5 each	19	in 1981
		19	in 1988
		19	in 2001
		19	in 2004
		19	in 2005

Interception Yardage

Individual		Team	
210	hb Johnny Watkins, 1960	594	in 1954
203	lb Mike Widger, 1968	475	in 1998
182	fs Ashley Lee, 1983	423	in 1968
171	fs Willie Pile, 2002	409	in 2002
166	cb Eric Green, 2003	404	in 2003
155	fs Ashley Lee, 1984	397	in 1967
149	hb Ron Davidson, 1967	365	in 2004
121	cb Tyrone Drakeford, 1992	355	in 1983
119	hb Dickie Beard, 1954	350	in 1984
116	s Kirk Alexander, 1991	325	in 1960
109	lb Don Divers, 1954	323	in 1970

Miscellaneous Records

Overall record: *627-415-46 (112 seasons)
Overall winning seasons: 76
Overall losing seasons: 27
Overall .500 seasons: 9
Most wins in a season: 11 in 1999, 2000 & 2005
Most losses in a season: 10 in 1950
Most consecutive wins: 13 (Sept. 23, 1995 vs. Miami through Sept. 21, 1996 vs Rutgers ... Ended by Syracuse, Sept. 28, 1996)
Most consecutive losses: 10 (Sept. 30, 1950 vs. Quantico through Dec. 2, 1950 vs. Maryland ... Ended against Marshall, Sept. 15, 1951)
Most wins at home in a season: 7 in 1996
Most losses at home in a season: 4 in 1992
Most consecutive wins at home: 23 (Nov. 7, 1914 vs. Marshall through Oct. 9, 1920 vs. Emory & Henry ... Ended by Maryland, Oct. 23, 1920)
Most consecutive losses at home: 9 (Sept. 25, 1948 vs. George Washington through Oct. 27, 1951 vs. N.C. State ... Ended against Richmond, Nov. 17, 1951)
Most wins on the road in a season: 7 in 1963 & 1995 (includes neutral sites)
Most consecutive wins on the road: 9 (Sept. 30, 1995 vs. Pittsburgh through Sept. 14, 1996 vs. Boston College ... Ended by Syracuse, Sept. 28, 1996)
Most losses on the road in a season: 7 in 1950 (includes neutral sites)
Most consecutive losses on the road: 9 (Sept. 19, 1987 vs. Virginia through Sept. 24, 1988 vs. Syracuse ... Ended against Cincinnati, Oct. 15, 1988)
Undefeated seasons: 2; 1918 (7-0) & 1954 (8-0-1)
Winless seasons: 3; 1893 (0-2), 1948 (0-8-1) & 1950 (0-10)
Undefeated seasons at home: 54
Winless seasons at home: 6
Undefeated seasons on the road: 4; 1901, 1918, 1954 & 1995 (includes neutral sites)
Winless seasons on the road: 7 (includes neutral sites)
Most consecutive winning seasons: 14 (1901 through 1914)
Most consecutive losing seasons: 8 (1945 through 1952)
Overall record in season openers: 79-32-1
Overall record in season openers at home: 59-13-0
Most consecutive opening game wins: 40 (1903 through 1942)
Most consecutive opening game losses: 8 (1968 through 1975)
Most consecutive games scoring: 135 (Sept. 23, 1996 vs. Miami ... still ongoing at start of the 2006 season)
Most shutouts in a season: 7 in 1905 & 1906
Most consecutive shutouts: 7 (Nov. 7, 1903 vs. UNC through Oct. 22, 1904 vs. William & Mary ... Ended by UNC, Oct. 29, 1904)
Most shutouts by opponents in a season: 5 in five different seasons
Most consecutive shutouts by opponents: 5 (Sept. 25, 1948 vs. George Washington through Oct. 23, 1948 vs. Duke ... Ended against Army, Oct. 30, 1948)
Most ties in a season: 3; 1924, 1933 & 1946
Most consecutive ties: 2; five different times

**Temple forfeited a win to Tech during the 1986 season because of an ineligible player. (This win is not recognized by the NCAA.)*

Longest Yards Since 1954

Running Plays

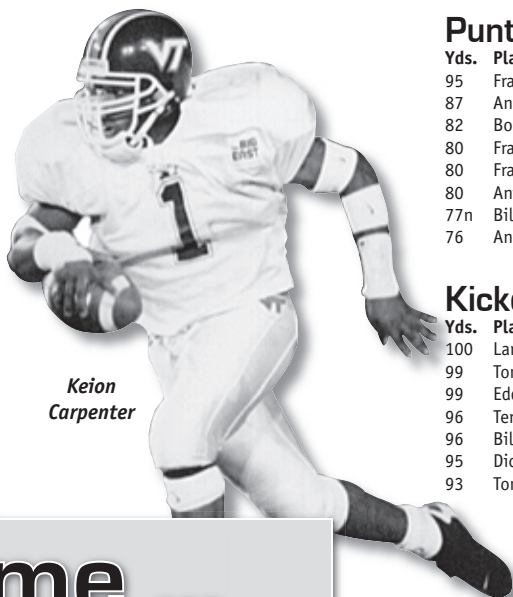
Yds.	Player	Opponent	Date
96	qb Bob Schweickert	Wake Forest	11/10/62
89	rb Roscoe Coles	Auburn	10/4/75
88	fb Ken Edwards	Florida State	11/2/68
87	tb Kevin Jones	Temple	11/10/01
82	hb Phil Rogers	VMI	11/15/75
82	qb Michael Vick	Boston College	9/30/00
81	qb Al Clark	Rutgers	8/30/97
80	tb Kevin Jones	Pittsburgh	11/8/03
77	qb Warren Price	William and Mary	9/16/61
77n	tb Tommy Francisco	Wake Forest	9/18/65
77	qb David Lamie	William and Mary	10/8/77
76	fb George Constantines	Richmond	10/21/67
76	fb Jarrett Ferguson	Syracuse	11/14/98
75	qb Michael Vick	Temple	11/20/99
75	qb Bryan Randall	Syracuse	10/11/03

Pass Plays

Yds.	Player (Opponent)	Date
91	qb Steve Casey to wb Sidney Snell (VMI)	11/17/79
88	qb Erik Chapman to se Donald Wayne Snell (UR)	11/8/86
87	qb Bryan Randall to se Ernest Wilford (Syracuse)	11/9/02
87n	qb Bryan Randall to te Keith Willis (Syracuse)	11/9/02
85n	qb Jim Druckenmiller to fl Bryan Still (Pittsburgh)	9/30/95
83	qb Treg Koel to se Antonio Freeman (West Va.)	9/26/92
80	hb Phil Rogers to wr Ricky Scales (Virginia)	10/20/73
80	qb Jim Druckenmiller to fl Bryan Still (Boston College)	9/7/95
80	qb Al Clark to fl Marcus Gildersleeve (Rutgers)	8/30/97
80	qb Bryan Randall to Josh Morgan (Auburn)	1/3/05
80	qb Bryan Randall to Eddie Royal (Georgia Tech)	10/28/04
78	qb Don Strock to se Jimmy Quinn (Ohio Univ.)	10/23/71
78	qb Will Furrer to tb Vaughn Hebron (West Va.)	10/6/90
75	qb Bryan Randall to se Ernest Wilford (Syracuse)	11/9/02
74	qb Rick Popp to wr Billy Hardee (S. Carolina)	10/6/73
74	qb David Lamie to wb Dennis Scott (VMI)	11/18/78
74	qb Michael Vick to fl André Davis (Rutgers)	10/9/99

Opponents' Longest Plays

Longest run from scrimmage: 97 yards, rb Larry Key of Florida State, Nov. 20, 1976, at Tallahassee.
Longest pass completion: 97 yards, qb Tim Hasselbeck to wr Dedrick Dewalt of Boston College, Nov. 26, 1999, at Blacksburg.
Longest kickoff return: 100 yards, Leon Bright of Florida State, Nov. 16, 1974, at Tallahassee and Jim Stewart of Tulsa, Nov. 6, 1976, at Blacksburg.
Longest punt return: 89 yards, Tommy Warner of Tulane, Sept. 20, 1957, at New Orleans.
Longest interception return: 99 yards, Marcus Mauney of West Virginia, Nov. 23, 1974, at Blacksburg.
Longest field goal: 56 yards, Ken Stadlin of Virginia, Sept. 29, 1984, at Blacksburg.
Longest punt: 78 yards, Mark Fazzolari of West Virginia, Nov. 6, 1999, at Morgantown.



Keion Carpenter

Punt Returns

Yds.	Player	Opponent	Date
95	Frank Loria	Miami (Fla.)	11/4/67
87	André Davis	East Carolina	9/7/00
82	Bob Schweickert	VMI	11/28/63
80	Frank Loria	Geo. Washington	9/24/66
80	Frank Loria	Florida State	10/29/66
80	Antonio Freeman	Pittsburgh	10/22/94
77n	Billy Hardee	Virginia	10/19/74
76	André Davis	West Virginia	10/12/00

Kickoff Returns

Yds.	Player	Opponent	Date
100	Larry Fallen	Clemson	10/7/78
99	Tommy Walker	VMI	11/28/63
99	Eddie Hunter	South Carolina	10/11/86
96	Terry Strock	Virginia	10/21/61
96	Billy Hardee	South Carolina	10/6/73
95	Dickie Longerbeam	Richmond	9/25/65
93	Tommy Francisco	VMI	11/25/65

The Last Time ...

A punt was returned for a touchdown:

VT Dec. 26, 2003 DeAngelo Hall vs. Cal at Phoenix, Ariz., 52 yards.
 Opp. Dec. 3, 2005 Willie Reid of Florida State, at Jacksonville, Fla., 83 yards.

A kickoff was returned for a touchdown:

VT Sept. 27, 2003 Mike Imoh vs. UConn, at Blacksburg, 91 yards.
 Opp. Nov. 13, 1993 Jeyson Wilson of Syracuse, at Blacksburg, 86 yards.

A pass interception was returned for a touchdown:

VT Jan. 2, 2006 James Anderson vs. Louisville, at Jacksonville, Fla., 39 yards.
 Opp. Oct. 2, 2004 Eric Wicks of West Virginia, at Blacksburg, 34 yards.

A punt was blocked:

VT Nov. 24, 2005 Victor Harris vs. North Carolina, at Blacksburg.
 Opp. Nov. 6, 2004 Tom O'Leary of North Carolina, at North Carolina.

A punt was blocked for a touchdown:

VT Sept. 27, 2003 Nathaniel Adibi blocked a UConn punt and Chris Clifton returned for a TD, at Blacksburg.
 Opp. Nov. 6, 2004 Tom O'Leary of North Carolina blocked punt and D.J. Walker returned for TD, at North Carolina.

A safety was recorded:

VT Oct. 28, 2004 Georgia Tech quarterback ran out of end zone, at Georgia Tech.
 Opp. Oct. 27, 2001 Tech quarterback tackled in end zone by Syracuse, at Blacksburg.

A fumble was recovered for a touchdown:

VT Oct. 16, 1999 Tee Butler vs. Syracuse, at Blacksburg.
 Opp. Nov. 5, 2005 Kareem Brown of Miami, at Blacksburg.

A fumble or intercepted fumble was returned for a touchdown:

VT Oct. 8, 2005 Vince Hall vs. Marshall, at Blacksburg, returned fumble 15 yards.
 Opp. Oct. 12, 2000 Ben Meighan of West Virginia, at Blacksburg, returned fumble 36 yards.

Teammates rushed for 100 yards in same game:

VT Nov. 26, 2005 Cedric Humes (134) and Branden Ore (104) vs. North Carolina, at Blacksburg.
 Opp. Oct. 1, 1994 Malcolm Thomas (185) and Kirby Dar Dar (108) of Syracuse, at Syracuse.

A QB surpassed the century mark in rushing and passing in one game:

VT Oct. 20, 2005 Marcus Vick (133 yards rushing, 211 yards passing) vs. Maryland, at Maryland.
 Opp. Nov. 15, 2003 Walter Washington (151 yds. rushing; 156 yds. passing) of Temple, at Philadelphia.

Interception Returns

Yds.	Player	Opponent	Date
100	s Keion Carpenter	Miami	11/16/96
98	lb Jamel Smith	Rutgers	11/21/98
96	fs Willie Pile	Miami	12/7/02
95	s Kirk Alexander	Cincinnati	10/19/91
94	s Ashley Lee	Vanderbilt	11/12/83
90	lb Randy Cockrell	Navy	10/3/87
88n	hb Johnny Watkins	William & Mary	10/15/60
88	fs Ashley Lee	Vanderbilt	11/12/83
87	lb Clarence Culpepper	William & Mary	9/23/67
85	lb Mike Johnson	Appalachian St.	10/23/82
85	rov Pierson Prioleau	Boston College	10/8/98

Field Goals

Yds.	Player	Opponent	Date
61	c Wayne Latimer	Florida State	10/11/75
59	c Dave Strock	So. Mississippi	11/4/72
56	s Paul Engle	Virginia	10/15/77
55	c Jack Simcsak	Kentucky	10/11/69
55	c Dave Strock	So. Mississippi	11/4/72
53	s Shayne Graham	Clemson	9/12/98
55	c Wayne Latimer	Virginia	10/20/73
53	c Dave Strock	Oklahoma State	10/14/72
52	s Shayne Graham	Pittsburgh	10/30/99
51	c Wayne Latimer	Houston	10/12/73

Punts

Yds.	Player	Opponent	Date
78	Gene Fisher	at West Virginia	10/28/67
75	Jimmy Kibble	at Pittsburgh	11/22/97
71	Bill Renner	Appalachian State	10/24/81
70	Jack Simcsak	at Richmond	10/4/69


n: non-scoring plays c: conventional-style s: soccer style

National Awards

Jack Grove won the Rimington Trophy for 2003

Jake Grove arrived on the Virginia Tech campus as a lightly recruited guard from Forest, Va. He left as a unanimous All-American, winner of the Rimington Trophy as the nation's top center, and a second-round draft pick of the Oakland Raiders.

Heading into his junior season, Grove made the switch over to the center position and became a natural fit. By the time he headed into his final season, he was gaining headlines and recognition for his play. He was rewarded by being named to all five major All-America first teams. He was awarded the Dave Rimington Trophy, given to the nation's top collegiate center.



Michael Vick earned an ESPY as the player of the year for 1999

When Michael Vick took to the field against James Madison on Sept. 4, 1999, little did people in attendance or watching on television realize they would be watching the beginning of the most exciting two years in Virginia Tech football history.

In 1999, Vick led the Hokies to a perfect 11-0 regular season and a berth in the national championship game, both firsts in school history. The Hokies lost that game to Florida State, but all the talk was about the performance the redshirt freshman put on in that game.

For his accomplishments that year, he was awarded an ESPY by ESPN, given to the nation's top college football player. Vick was awarded the trophy at the ESPY ceremonies on Feb. 14, 2000, in Las Vegas as he mingled with some of sports' all-time greats.



Corey Moore earned both the Lombardi and Nagurski awards in 1999

In three years on campus, Corey Moore amassed 35.0 sacks for losses totaling 292 yards. He left Tech as the most decorated player ever to put on the Hokie uniform. He won the 1999 Bronko Nagurski Award as college football's defensive player of the year. Moore also won the 1999 Lombardi Award as college football's lineman of the year. He became Tech's second-ever unanimous All-American, joining Jim Pyne. Moore won the Dudley Award as the top college player in Virginia, the BIG EAST Defensive Player of the Year award again and was selected as *Football News'* Defensive Player of the Year.




Bruce Smith won the Outland Trophy as the NCAA's top lineman in 1984

Bruce Smith, "The Sack Man" of Virginia Tech football, capped his sensational college career in 1984 by winning the Outland Trophy as America's top lineman.

The big announcement was made by Wilt Browning at a press luncheon in Tech's Bowman Room. Browning, a sports columnist of *The Greensboro Daily News* and a committee member of the Football Writers' Association of America, began by reading a long list of former Outland Trophy winners. He then said, "Add to that list today, the 1984 winner — Bruce Smith of Virginia Tech."

"The one thing though, that stuck in my mind was the statistic on his tackles for losses," Browning said. "In four years at Virginia Tech, he accounted for losses totaling more than five times the length of a football field (504 yards). That's amazing."

Smith was a consensus All-American and was the first Virginian to win one of the national awards (including the Heisman and the Lombardi).



Hokie All-Americans

Virginia Tech's Unanimous All-America Selections



Jim Pyne
Center • 1993

In 1993, Jim Pyne achieved something even Bruce Smith failed to do — earn unanimous All-America honors. Pyne helped pave the way for an offensive unit that set school season marks for total offense and scoring in 1993.

The Hokies averaged 444.1 yards and 36.4 points per game and finished 14th nationally in total offense, 11th in scoring offense and 10th in rushing.

Pyne was named first-team All-America by AP, UPI, Walter Camp, the Football Writers Association and the Football Coaches Association (Kodak). He was one of the 12 semifinalists for the Lombardi Award, which goes to the nation's top lineman.

In four seasons at Tech, Pyne played more than 2,700 snaps and allowed just one quarterback sack. He started 35 consecutive games and 41 of the 42 games in which he played.



Corey Moore

Def. End • 1998, 1999 (Unanimous)

Following an outstanding senior season in 1999, Corey Moore was voted first-team on all six major All-America teams to become the Hokies' second unanimous All-American. He was selected first-team by The Associated Press, the Football Writers Association, the Football Coaches Association, Walter Camp, *The Sporting News* and *Football News*.

Moore posted a BIG EAST record 17 sacks during the '99 season to go with 11 other TFLs and 60 total tackles.

He also earned All-America honors in 1998 when he led the BIG EAST with 13.5 sacks. He gained first-team All-America recognition from the Football Coaches Association. Moore was a second-team pick by the AP and *The Sporting News* and a third-team choice of *Football News*.



Jake Grove
Center • 2003

Jake Grove became the third unanimous All-American in Tech football history when he was named to the first-team of all five recognized All-America squads: the Football Writers Association of America, the American Football Coaches Association, *The Sporting News*, the Walter Camp Football Foundation and the AP.

As a senior, he was named first-team All-BIG EAST and was presented the Rimington Trophy in Lincoln, Neb., honoring the nation's top collegiate center.

In 13 regular season games, Grove graded out at 91.8 percent on over 700 offensive plays and led the offensive line in knockdowns with 48.

He went on to be drafted in the second round by the Oakland Raiders in the 2004 NFL Draft as the first center taken.



Jimmy Williams
Defensive Back • 2006

Jimmy Williams became Tech's fourth unanimous All-American in Tech football history when he was named to the first-team of all five recognized All-America squads: the Football Writers Association of America, the American Football Coaches Association, *The Sporting News*, the Walter Camp Football Foundation and the AP.

As a senior, he was named first-team All-Atlantic Coast Conference and was one of three finalists for the Jim Thorpe award, honoring the nation's top collegiate defensive back.

In 13 games, he recorded 44 tackles, including two for loss and a sack, along with 14 quarterback hurries, five pass break ups and an interception.

He went on to be drafted in the second round by the Atlanta Falcons in the 2006 NFL Draft.

The Hokies' Other First-Team Selections



Carroll Dale E • 1959

After earning second-team Associated Press All-America honors as a junior in 1958, Carroll Dale went on to become the first Virginia Tech football player to earn first-team All-America honors following the 1959 season. Dale was named to the Football Writers Association (*LOOK Magazine*) and Newspaper Enterprise Association first teams as a senior and was once again a second-team choice by AP. He led Tech in receiving four straight years and finished the '59 season with 17 receptions for 408 yards and six touchdowns.



Bob Schweickert QB • 1964

One of the finest triple-threat quarterbacks in the history of the Southern Conference, Bob Schweickert was named to the *LOOK* All-America team picked by the Football Writers Association following the 1964 season. Schweickert fought off injuries during the '64 season to rush for 576 yards and nine touchdowns and pass for 833 yards and nine more TDs. He also handled the punting duties with a 37.7-yard average. As a junior in 1963, Schweickert earned third-team All-America honors from The Associated Press.



Frank Loria S • 1966, 1967 (Consensus)

Safety Frank Loria was the first Tech football player to gain first-team All-America honors in back-to-back seasons and became the Hokies' first consensus All-America pick in 1967. As a junior in 1966, Loria helped Tech to the Liberty Bowl, contributing three interceptions and returning three punts for touchdowns. He was named to first-team A-A squads picked by The Associated Press and the Football Writers Association and was a second-team selection by the Helms Athletic Foundation. Loria was named to six major All-America squads following a 1967 season. He finished the year with three interceptions and 420 yards on punt returns, including a 95-yard return for a TD against Miami. His first-team honors came from AP, United Press International, NEA, the Football Coaches Association, the Football Writers Association and the Walter Camp Foundation.

**Mike Widger** LB • 1968

Mike Widger capped an incredible junior season by earning first-team All-America honors from The Associated Press and the Football Writers Association. Widger compiled a record 825 tackling points and was among the national leaders in pass interceptions (7) and return yardage (203 yards). He returned two of his interceptions for touchdowns and scored another TD after pulling the football loose from a Kansas State running back and racing 46 yards to the end zone.

**Bruce Smith** DT • 1983, 1984 (Consensus)

Bruce Smith was named to first-team All-America squads picked by the Football Coaches Association and the Newspaper Enterprise Association after registering an incredible 22 quarterback sacks as a junior in 1983. Smith, who also was named to The Associated Press second team that year, finished with a total of 55 tackles, 31 of which were behind the line scrimmage. As a senior in 1984, Smith accumulated 16 sacks and nine other tackles behind the line. He finished the year with 69 total tackles and was a consensus All-America pick, making first teams selected by AP, the Football Writers of America, Kodak and Walter Camp.

**Eugene Chung** OT • 1991

When Eugene Chung was named to the Football Writers Association All-America team following his senior season, he became the first Tech offensive lineman to win first-team All-America honors. Chung started every game at tackle for the Hokies in 1991, allowing just one quarterback sack in 730 plays. The Washington Gridiron Club honored Chung as the National Lineman of the Year.

**Cornell Brown** DE • 1995 (Consensus), 1996

Cornell Brown became the first Virginia Tech football player to gain consensus All-America honors as a junior when he was named to five first teams in 1995. Brown was a first-team A-A pick by AP, UPI, the Football Writers Association, *The Sporting News* and *Football News*. He finished the year with 103 total tackles, including a BIG EAST-leading 14 sacks. He was selected National Defensive Player of the Year by *Football News* and was one of five finalists for the Defensive Player of the Year. In 1996, Brown missed three games, but still earned first-team honors from Walter Camp and second-team recognition from AP. He posted eight sacks, five other tackles behind the line, 19 quarterback hurries and 58 total tackles during the '96 season.

**Billy Conaty** C • 1996

Considered one of the top offensive linemen in school history, Bill Conaty saw action on 98 percent of Virginia Tech's offensive plays in 1996 and went on to earn first-team All-America honors from *The Sporting News*. Conaty helped the Hokies to a 10-2 record and a trip to the Orange Bowl that season, grading a winning percentage in 10 of the 12 games and leading the squad with 65 knockdown blocks. He finished his career by setting an all-time school record for starts and consecutive starts with 48.

**Michael Vick** QB • 1999

In a spectacular freshman season that saw him lead Virginia Tech to its first-ever 11-0 regular season and its first appearance in the national championship game, Michael Vick became the first Tech freshman football player to earn first-team All-America honors. Vick was named first-team by *The Sporting News*. He also was a second-team pick by The Associated Press. The redshirt freshman quarterback was third in the voting for the 1999 Heisman Trophy and second in the voting for the AP Player of the Year. Vick led Division I-A in passing efficiency (180.37), setting an NCAA record for a freshman in the process. He completed 59.2 percent of his passes for 1,840 yards and 12 touchdowns. He also contributed 585 yards and eight TDs rushing.

**André Davis** PR • 2000

André Davis finished the 2000 season second in the Division I-A ranks in punt returns and earned first-team All-America honors on the American Football Coaches Association team as a return specialist. Davis returned 18 punts for 396 yards for a school-record average of 22 yards per return. He tied another school season mark when he returned three punts for touchdowns. His 87-yard TD return against East Carolina was the second-longest in school history.

**Kevin Jones** RB • 2003 (Consensus)

One of the highest rated recruits ever to sign with Virginia Tech, Kevin Jones rushed for a school-record 1,647 yards, including 241 yards against Pittsburgh, on 281 attempts with 21 touchdowns as a junior in '03. He went on to earn first-team All-America honors from *The Sporting News*, The Walter Camp Football Foundation, The FWAA and AFCA. He was named to the second team by AP.

**Darryl Tapp** DE • 2006

Considered one of the best defensive ends in school history, Darryl Tapp capped an incredible career, earning first-team All-America honors by AFCA and second-team honors by The Associated Press. During his senior season, Tapp, who started all 13 games, recorded team-bests for sacks, tackles for loss and forced fumbles. He recorded 10 sacks, 14.5 tackles for loss and three forced fumbles. Tapp was also fifth on the team in tackles. He won the Dudley Award, given to the state's top player, and was a Lott Trophy finalist.

Second- & Third-Team All-Americans**Carroll Dale**

E • 1958

2nd-team Associated Press

George Foussekis

DE • 1966

2nd-team Associated Press

Don Strock

QB • 1972

3rd-team Associated Press

Robert Brown

DE • 1981

2nd team-Newspaper Enterprise Association

Chris Kinzer

PK • 1986

2nd-team Associated Press

2nd-team United Press

International

J.C. Price

DT • 1995

3rd-team Associated Press

Pierson Prioleau

ROV • 1997

3rd-team *Sporting News***Derek Smith**

OT • 1998

3rd-team *Football News***John Engelberger**

DE • 1999

2nd-team Associated Press

Jamel Smith

LB • 1999

2nd-team Associated Press

Anthony Midget

CB • 1999

3rd-team *Sporting News***Matt Lehr**

OG • 2000

2nd-team Walter Camp

Lee Suggs

TB • 2000

3rd-team Associated Press

3rd-team *Football News***Ben Taylor**

LB • 2000

3rd-team Associated Press

LB • 2001

2nd-team Associated Press

2nd-team *Football News*3rd-team *Sporting News***Ronyell Whitaker**

CB • 2001

3rd-team Associated Press

David Pugh

DT • 2001

3rd-team *Sporting News***Willie Pile**


FS • 2002

2nd-team *Sporting News***DeAngelo Hall**

DB • 2003

2nd-team *Sporting News*


Retired Numbers & Jerseys



84

Carroll Dale

A native of Wise, Va., Carroll Dale entered Virginia Tech in 1956 as an offensive and defensive end. After seeing varsity action as a reserve in the first game of the '56 season, Dale went on to start the remaining 39 games of his college career and became Tech's first bona fide All-American. As a junior in 1958, he was named the Southern Conference Player of the Year. In 1959, Dale was captain of the Tech team and earned first-team A-A honors. Dale led the Hokies in pass receiving each of his four seasons and finished his Tech career with 67 catches for 1,195 yards and 15 touchdowns. He went on to a pro football career that lasted more than a decade and was inducted into the College Football Hall of Fame in 1987. His Tech jersey was the first to be retired.



10

Frank Loria


Despite his 5-9, 175-pound frame, Frank Loria was one of the most tenacious football players ever to play for Virginia Tech. Loria, who started every game at safety from 1965-67, rapidly established himself as one of Tech's all-time greats. During his junior year, he earned first-team A-A honors. As a senior in 1967, Loria became Tech's first consensus All-American, making seven first-team A-A squads. He finished his Tech career with seven interceptions and a number of punt return records. He went on to coach at Marshall. In 1970, at age 23, he died in an airplane tragedy that claimed the lives of the Marshall football team and staff. He was inducted into the College Football Hall of Fame in 1999. His number was retired prior to the 1971 season.



78

Bruce Smith

Known as "The Sack Man" of Virginia Tech football, Bruce Smith capped his sensational college career in 1984. As a Tech player, Smith had a career total of 71 tackles behind the line of scrimmage for losses totaling 504 yards. Smith had 46 career quarterback sacks, including 22 during his junior season in 1983 when he was named first-team All-America. In 1984, the Norfolk, Va., native won the Outland Trophy as America's top lineman and was a consensus All-American. Smith was the No. 1 player picked in the 1985 National Football League draft. During his pro career, he established himself as one of the greatest defensive players ever to play the game. He ended his career in 2003 as the NFL's all-time sack leader with 200.



73

Jim Pyne

Center Jim Pyne became Virginia Tech's first unanimous All-American when he made all five major teams that were selected in 1993. In addition to All-America honors, Pyne was named winner of the Dudley Award as Virginia's Player of the Year. During his four seasons at Tech, he established himself as one of the Hokies' top linemen of all time, leading the charge for the 1993 team that rewrote the school record books for scoring and total offense. Pyne started 35 consecutive games and 41 of the 42 Tech games in which he played. He allowed just one quarterback sack by the man he was assigned to block during more than 2,700 career snaps. Pyne spent nine seasons as an NFL lineman before becoming an assistant coach in the pro ranks.

Three Recent Honorees Have Had Their Jerseys Retired

In 2002, the Virginia Tech athletics department developed a new policy on retiring football jerseys. This special honor is bestowed to acknowledge an individual who has won an established national award in their sport, while allowing the number to continue to be worn by others. Tech no longer retires numbers.

That year, three jerseys were retired in ceremonies. The first jerseys to be honored belonged to:

Michael Vick; Sept. 1, 2002: winner of the 2000 ESPY as College Football's Performer of the Year.

Frank Beamer; Sept. 12, 2002: winner of eight national coach of the year awards following Tech's 1999 season.

Cornell Brown; Nov. 20, 2002: named the 1995 National Defensive Player of the Year by *Football News*.



Michael Vick



Frank Beamer



Cornell Brown

Year-by-Year Scores & Results

Tech Ranks 24th Nationally with 627 All-Time Victories



1890s

1892 (1-1)

Coach: E.A. Smyth

O 21 hW 14- 0 St. Albans
O 29 aL 0- 10 St. Albans
VT 14- 20

1893 (0-2)

Coach: E.A. Smyth

O 21 aL 0- 6 Emory & Henry
N 11 nL7 6- 34 Randolph-Macon
VT 6- 40

1894 (4-1)

Coach: Joseph Massie

O 20 hW 16- 0 Emory & Henry
O 29 hW 36- 0 Roanoke College
N 10 hW 42- 0 St. Albans
N 17 aW 12- 0 St. Albans
N 30 nL8 6- 10 VMI
VT 112- 10

1895 (4-2)

Coach: A.C. Jones

O 05 aL 0- 38 Virginia
O 12 hW 12- 0 St. Albans
O 26 aW 30- 0 W&L
N 09 aW 16- 2 Roanoke YMCA
N 16 nL9 5- 32 UNC
N 28 nW3 6- 4 VMI
VT 69- 76

1896 (5-2-1)

Coach: A.C. Jones

O 10 hW 20- 0 Alleghany Inst.
O 20 hW 12- 0 Roanoke College
O 24 nT10 0- 0 UNC
O 31 aL 0- 44 Virginia
N 02 nW3 46- 0 Hampden-Sydney
N 14 aL 4- 6 Tennessee
N 16 nW11 52- 0 Maryville College
N 26 nW1 24- 0 VMI
VT 158- 50

1897 (5-2)

Coach: Charles Firth

O 16 hW 54- 0 King College
O 30 nW10 4- 0 UNC
N 02 hW 41- 0 Roanoke College
N 06 nL4 4- 18 Maryland-Baltimore
N 13 aW 36- 0 Richmond
N 15 aW 10- 0 Hampden-Sydney
N 25 nL1 0- 18 Tennessee
VT 149- 36

1898 (3-2)

Coach: J. Lewis Ingles

N 04 nL5 6- 28 UNC
N 05 aW 17- 0 Guilford
N 07 nL3 0- 23 Maryland-Baltimore
N 11 hW 58- 0 King College
N 12 hW 29- 0 Bellevue
VT 110- 51

1899 (4-1)

Coach: James Morrison

O 13 hW 21- 0 St. Albans
O 27 aW 5- 0 Tennessee
N 11 aL 0- 28 Virginia
N 18 nW1 45- 0 Roanoke College
N 25 nW1 35- 0 W&L
VT 106- 28

Virginia Tech's first football team opened play on Oct. 21, 1892 with a 14-10 win over St. Albans.

1900s

1900 (3-3-1)

Coach: Dr. Davis

O 06 hW 21- 0 St. Albans
O 20 aW 16- 6 St. Albans
O 25 aW 18- 2 N.C. State
O 27 aT 0- 0 UNC
N 14 aL 5- 17 Virginia
N 24 nL9 5- 12 Clemson
N 25 nL1 0- 5 VMI
VT 65- 42

1901 (6-1)

Coach: A.B. Morrison

S 28 aW 16- 0 Roanoke College
O 12 hW 11- 0 W&L
O 19 aW 32- 6 Georgetown
O 26 hL 0- 16 Virginia
O 31 nW12 17- 11 Clemson
N 16 nW2 18- 0 Maryland-Baltimore
N 28 nW4 21- 0 VMI
VT 115- 33

1902 (3-2-1)

Coach: R.R. Brown

O 11 nL3 0- 6 W&L
O 18 hW 11- 6 N.C. State
O 25 nT1 0- 0 UNC
N 08 hW 28- 0 Georgetown
N 15 aL 0- 6 Virginia
N 27 nW4 50- 5 VMI
VT 89- 23

1903 (5-1)

Coach: C. A. Lueder

O 14 hW 29- 0 St. Albans
O 17 hW 21- 0 N.C. State
O 24 nL2 0- 21 Virginia
N 07 nW4 21- 0 UNC
N 21 aW 11- 0 Navy
N 25 nW1 26- 0 Davidson
VT 108- 21

1904 (5-3)

Coach: John O'Connor

O 01 hW 18- 0 Richmond
O 07 hW 24- 0 W&L
O 12 hW 32- 0 Nashville
O 22 hW 30- 0 Wm & Mary
O 29 hL 0- 6 UNC
N 05 nL2 0- 5 Virginia
N 19 aL 0- 11 Navy
N 24 nW1 17- 5 VMI
VT 121- 27

1905 (9-1)

Coach: C.P. Miles

S 30 hW 86- 0 Roanoke College
O 06 hW 12- 0 Cumberland
O 14 aW 16- 6 Army
O 21 hW 56- 0 Gallaudet
O 28 nW2 35- 6 UNC
N 04 aW 11- 0 Virginia
N 11 hW 15- 0 W&L
N 18 nW1 34- 0 South Carolina
N 25 aL 6- 12 Navy
N 30 nW2 34- 0 VMI
VT 305- 24

1906 (5-2-2)

Coach: C.P. Miles

O 06 nW1 12- 0 Wm & Mary
O 08 hW 28- 0 Wm & Mary
O 13 aT 0- 0 Clemson
O 27 nT2 0- 0 UNC
N 03 hW 18- 0 Roanoke College
N 10 nL4 0- 10 Bucknell
N 17 hW 10- 0 Davidson
N 24 aL 0- 5 Navy
N 29 nW2 6- 0 N.C. State
VT 74- 15

1907 (7-2)

Coach: C.R. Williams

O 05 hW 33- 0 Roanoke College
O 12 hW 18- 0 Hampden-Sydney
O 19 nW3 5- 0 W&L
O 20 nL1 5- 12 Davidson
N 02 nW2 20- 0 Georgetown
N 09 nW1 22- 0 VMI
N 16 hW 34- 0 G-W
N 23 aL 0- 12 Navy
N 28 nW2 20- 6 UNC
VT 157- 30

1908 (5-4)

Coach: R.M. Brown

O 03 hW 50- 0 Hampden-Sydney
O 10 aW 6- 0 Clemson
O 17 aL 4- 10 Princeton
O 24 nW1 10- 0 VMI
O 31 nW3 15- 4 W&L
N 10 nW2 10- 0 UNC
N 14 hL 0- 6 G-W
N 21 aL 4- 15 Navy
N 26 nL4 5- 6 N.C. State
VT 104- 41

1909 (6-1)

Coach: Branch Bocock

O 02 hW 6- 0 Clemson
O 13 aL 6- 8 Princeton
O 23 aW 52- 0 Richmond
O 30 nW3 34- 6 W&L
N 06 nW2 15- 0 UNC
N 13 aW 17- 8 G-W
N 25 nW4 18- 5 N.C. State
VT 148- 27

1910s

1910 (6-2)

Coach: Branch Bocock

O 01 hW 18- 0 Hampden-Sydney
O 05 hW 16- 6 Davidson
O 15 hW 13- 0 Western Md.
O 22 aL 0- 3 Navy
O 29 nW1 23- 0 W&L
N 05 nW2 20- 0 UNC
N 12 nW3 16- 5 G-W
N 24 nL4 3- 5 N.C. State
VT 109- 19

1911 (6-1-2)

Coach: L.W. Reiss

S 30 hW 16- 0 Hampden-Sydney
O 06 nW4 12- 0 Maryland-Baltimore
O 14 aL 0- 33 Yale
O 21 hW 94- 0 Roanoke College
O 28 nT1 5- 5 W&L
N 04 nT2 0- 0 UNC
N 11 hW 36- 11 Tennessee
N 18 hW 10- 3 Morris Harvey
N 30 nW4 3- 0 N.C. State
VT 176- 52

1912 (5-4)*Coach: Branch Bocock*

S 30	hW	40- 0	Roanoke College
O 05	hW	42- 7	Hampden-Sydney
O 12	aL	0- 31	Princeton
O 19	hW	44- 0	Western Md.
O 26	nW19	26- 0	UNC
N 02	hL	0- 10	MCV
N 09	nL1	6- 20	W&L
N 16	hW	41- 0	West Virginia
N 28	aL	3- 24	Georgetown
VT 202- 92			

1913 (7-1-1)*Coach: Branch Bocock*

S 27	hW	26- 0	Roanoke College
O 04	hW	14- 0	Hampden-Sydney
O 11	hW	34- 13	Mississippi
O 18	hW	20- 12	VPI Stars
O 25	nW5	14- 7	UNC
N 01	nL1	0- 21	W&L
N 08	hW	47- 0	Marshall
N 15	hW	14- 0	Morris Harvey
N 27	nT1	6- 6	VMI
VT 175- 59			

1914 (6-2-1)*Coach: Branch Bocock*

S 26	hW	35- 0	King College
O 03	hW	13- 0	Randolph-Macon
O 10	hW	22- 0	Hampden-Sydney
O 17	nL16	0- 13	W. Va. Wesleyan
O 24	hT	7- 7	Roanoke College
O 31	nL1	6- 7	W&L
N 07	hW	54- 6	Marshall
N 14	nW1	3- 0	N.C. State
N 26	nW1	3- 0	VMI
VT 143- 33			

1915 (4-4)*Coach: Branch Bocock*

S 26	hW	26- 0	Roanoke College
O 02	hW	19- 3	Randolph-Macon
O 09	hW	19- 0	Hampden-Sydney
O 16	nL1	0- 13	W&L
O 23	aL	0- 20	Navy
O 30	aL	0- 45	Cornell
N 13	aL	0- 19	West Virginia
N 25	nW1	27- 9	VMI
VT 91-109			

1916 (7-2)*Coach: Jack Ingersoll*

S 30	hW	13- 0	Richmond
O 07	hW	10- 0	Hampden-Sydney
O 14	nL16	0- 20	West Virginia
O 20	aL	0- 19	Yale
O 28	nW4	40- 0	N.C. State
N 04	nW1	14- 7	UNC
N 11	hW	52- 0	Wake Forest
N 18	hW	41- 0	Roanoke College
N 30	nW1	23- 14	VMI
VT 193- 60			

1917 (6-2-1)*Coach: Charles Bernier*

O 06	hW	12- 0	Hampden-Sydney
O 13	hW	59- 6	Emory & Henry
O 20	hW	13- 7	Davidson
O 27	aL	0- 28	Georgetown
N 03	hW	50- 0	Wake Forest
N 10	nL13	3- 27	West Virginia
N 17	nT4	7- 7	N.C. State
N 24	hW	70- 0	Roanoke College
N 29	nW1	6- 0	VMI
VT 220- 75			

1918 (7-0)*Coach: Charles Bernier*

O 19	hW	30- 0	Belmont Ath. Club
O 26	hW	33- 6	Camp Humphreys
N 02	nW1	13- 0	W&L
N 09	hW	27- 0	Wake Forest
N 16	nW4	25- 0	N.C. State
N 23	aW	18- 7	UNC
N 28	nW1	6- 0	VMI
VT 152- 13			

1919 (5-4)*Coach: Charles Bernier*

O 04	hW	13- 0	Hampden-Sydney
O 11	hW	21- 0	Richmond
O 18	aL	7- 33	Georgetown
O 25	aW	6- 0	Maryland
N 01	nL3	0- 3	W&L
N 08	hW	40- 0	Wake Forest
N 15	nL4	0- 3	N.C. State
N 22	hW	99- 0	Emory & Henry
N 27	nL1	0- 13	VMI
VT 186- 52			

1920s**1920 (4-6)***Coach: Stanley Sutton*

S 25	hW	35- 0	Hampden-Sydney
O 02	hW	21- 0	Wm & Mary
O 09	hW	75- 6	Emory & Henry
O 16	aL	6- 19	Rutgers
O 23	hL	0- 7	Maryland
O 30	nL3	0- 13	W&L
N 06	aW	21- 0	Richmond
N 11	nL4	6- 14	N.C. State
N 20	nL17	0- 28	Centre
N 25	nL1	7- 24	VMI
VT 171-111			

1921 (7-3)*Coach: B.C. Cabbage*

S 24	hW	14- 6	Hampden-Sydney
O 01	hW	14- 0	Wm & Mary
O 08	aL	0- 14	Centre
O 15	aW	34- 0	Richmond
O 22	nL18	7- 10	Maryland
O 29	nL3	0- 3	W&L
N 05	hW	54- 7	Morris Harvey
N 11	nW4	7- 3	N.C. State
N 19	hW	35- 0	Roanoke College
N 24	nW1	26- 7	VMI
VT 191- 50			

1922 (8-1-1)*Coach: B.C. Cabbage*

S 23	hW	38- 0	Hampden-Sydney
S 30	hW	25- 0	King College
O 07	hW	20- 6	Wm & Mary
O 14	nL2	6- 10	Centre
O 21	aT	7- 7	Davidson
O 28	hW	73- 0	Catholic U.
N 04	hW	21- 0	Maryland
N 11	nW4	24- 0	N.C. State
N 18	nW3	41- 6	W&L
N 30	nW1	7- 3	VMI
VT 262- 32			

1923 (6-3)*Coach: B.C. Cabbage*

S 29	hW	29- 0	Hampden-Sydney
O 06	hW	7- 0	Davidson
O 13	aL	17- 21	3rd Corps Area
O 20	nW18	16- 7	Maryland
O 27	nL3	0- 12	W&L
N 03	hW	25- 6	Clemson
N 10	nW4	16- 0	N.C. State
N 17	aW	6- 3	Virginia
N 29	nL1	0- 6	VMI
VT 116- 55			

1924 (4-2-3)*Coach: B.C. Cabbage*

S 27	hW	28- 0	Richmond
O 04	hW	10- 0	Hampden-Sydney
O 11	nT2	0- 0	Auburn
O 17	nW18	12- 0	Maryland
O 25	nT3	0- 0	W&L
N 01	aW	50- 6	Clemson
N 08	aL	3- 6	N.C. State
N 15	hL	0- 6	Virginia
N 27	nT1	0- 0	VMI
VT 103- 18			

1925 (5-3-2)*Coach: B.C. Cabbage*

S 19	hW	10- 0	Lynchburg College
S 26	hT	0- 0	Roanoke College
O 03	hW	13- 3	Hampden-Sydney
O 10	aL	0- 19	Auburn
O 17	nW18	3- 0	Maryland
O 24	nL3	0- 20	W&L
O 31	nW2	6- 0	South Carolina
N 07	hT	0- 0	N.C. State
N 14	aL	0- 10	Virginia
N 26	nW1	7- 0	VMI
VT 39- 52			

1926 (5-3-1)*Coach: A.F. Gustafson*

S 25	hW	47- 0	Roanoke College
O 02	hW	30- 0	Hampden-Sydney
O 09	aL	0- 21	Dartmouth
O 16	nW4	24- 8	Maryland
O 23	hW	6- 0	Virginia
O 30	aT	13- 13	Kentucky
N 06	nL2	0- 19	South Carolina
N 13	nL3	0- 13	W&L
N 25	nW1	14- 7	VMI
VT 134- 81			

1927 (5-4)*Coach: A.F. Gustafson*

S 24	hW	21- 2	Roanoke College
O 01	hW	13- 0	Hampden-Sydney
O 08	aW	6- 0	Colgate
O 15	nL4	7- 13	Maryland
O 22	aL	0- 7	Virginia
O 29	aL	13- 14	Chattanooga
N 05	nW2	35- 0	South Carolina
N 12	hW	21- 0	W&L
N 24	nL1	9- 12	VMI
VT 125- 48			

1928 (7-2)*Coach: A.F. Gustafson*

S 29	hW	34- 7	Roanoke College
O 06	hW	32- 7	Hampden-Sydney
O 13	aL	14- 35	Colgate
O 20	aW	16- 14	UNC
O 27	hW	54- 0	King College
N 03	nW4	9- 6	Maryland
N 10	hW	20- 0	Virginia
N 17	aW	13- 7	W&L
N 29	nL1	6- 16	VMI
VT 198- 92			

1929 (5-4)*Coach: A.F. Gustafson*

S 28	hW	19- 0	Roanoke College
O 05	hW	37- 6	Hampden-Sydney
O 12	aL	8- 14	Pennsylvania
O 19	nW2	25- 14	Wm & Mary
O 26	aL	13- 38	UNC
N 02	nW3	36- 6	W&L
N 09	aW	32- 12	Virginia
N 16	nL4	0- 24	Maryland
N 28	nL1	0- 14	VMI
VT 170-128			

Mac McEver picks up yardage in the 1929 win over Virginia.

N 20 nL3 10- 15 VMI
 N 29 hW 13- 0 Richmond
 VT 112-120

1942 (7-2-1)

Coaches: S.D. Tilson/H.M. McEver
 S 19 hW 28- 14 Catawba
 S 26 aW 7- 6 Furman
 O 03 hL 7- 21 Wm & Mary
 O 10 hW 16- 0 Davidson
 O 17 nT1 21- 21 Kentucky
 O 24 nW3 19- 6 W&L
 O 31 nW4 20- 14 Virginia
 N 07 aW 16- 7 Richmond
 N 14 aL 7- 19 Army
 N 26 nW1 20- 6 VMI
 VT 161-114

1945 (2-6)

Coach: H.M. McEver
 O 06 nL1 0- 14 UNC
 O 13 nL2 0- 38 Wm & Mary
 O 20 hW 21- 13 Maryland
 O 27 nL1 13- 31 Virginia
 N 03 aL 0- 6 N.C. State
 N 10 aL 0- 35 Clemson
 N 17 hW 44- 6 Richmond
 N 22 nL1 0- 7 VMI
 VT 78-150

1946 (3-4-3)

Coach: James R. Kitts
 S 28 aT 14- 14 UNC
 O 05 nT1 21- 21 Virginia
 O 12 aL 0- 49 Wm & Mary
 O 18 aL 0- 6 Maryland
 O 26 hW 14- 6 N.C. State
 N 02 hL 7- 14 Clemson
 N 09 nW3 13- 7 W&L
 N 16 aT 7- 7 Richmond
 N 28 nW1 20- 7 VMI
 VT 96-131

Sun Bowl

(Jan. 1, 1947 at El Paso, Texas)
 nL VT 6- 18 Cincinnati

1947 (4-5)

Coach: James R. Kitts
 S 27 hW 20- 6 Furman
 O 04 nL1 7- 41 Virginia
 O 11 nL2 7- 21 Wm & Mary
 O 18 aL 0- 40 Army
 O 25 hL 19- 21 Maryland
 O 31 aW 42- 6 G-W
 N 08 nW3 27- 14 W&L
 N 15 hW 26- 14 Richmond
 N 27 nL1 14- 28 VMI
 VT 162-191

1948 (0-8-1)

Coach: Robert C. McNeish
 S 25 hL 0- 13 G-W
 O 02 nL1 0- 28 Virginia
 O 09 nL18 0- 28 Maryland
 O 16 hL 0- 30 Wm & Mary
 O 23 nL1 0- 7 Duke
 O 30 aL 7- 49 Army
 N 06 nL3 7- 14 W&L
 N 13 aT 7- 7 Richmond
 N 25 nL1 7- 33 VMI
 VT 28-209

1949 (1-7-2)

Coach: Robert C. McNeish
 S 17 nL22 14- 33 Quantico
 S 24 hL 7- 34 Maryland
 O 01 aL 13- 39 Wm & Mary
 O 08 nL1 0- 26 Virginia
 O 15 hL 14- 24 G-W
 O 22 aL 7- 55 Duke
 O 29 nL4 13- 14 N.C. State
 N 05 nT3 6- 6 W&L
 N 12 aW 28- 13 Richmond
 N 24 nT1 28- 28 VMI
 VT 130-272



Tech's 1932 team posted wins over Georgia and Kentucky en route to an 8-1 record.

1930s

1930 (5-3-1)

Coach: O.E. Neale
 S 24 hW 9- 0 Roanoke College
 O 04 hL 21- 39 UNC
 O 11 aL 0- 40 Vanderbilt
 O 18 nW2 7- 6 Wm & Mary
 O 25 aW 20- 19 Davidson
 N 01 aT 0- 0 W&L
 N 08 hW 34- 13 Virginia
 N 15 nL4 7- 13 Maryland
 N 27 nW1 24- 0 VMI
 VT 122-130

1931 (3-4-2)

Coach: O.E. Neale
 S 26 hW 33- 0 King College
 O 03 aL 0- 40 Georgia
 O 10 hW 18- 6 Davidson
 O 17 nT2 6- 6 Wm & Mary
 O 24 aL 6- 20 Kentucky
 O 31 hL 0- 20 Maryland
 N 07 nL1 0- 6 W&L
 N 14 aT 0- 0 Virginia
 N 26 nW1 13- 6 VMI
 VT 76-104

1932 (8-1)

Coach: Henry B. Redd
 S 24 hW 32- 7 Roanoke College
 O 01 aW 7- 6 Georgia
 O 08 aW 23- 0 Maryland
 O 15 nW2 7- 0 Wm & Mary
 O 22 hW 7- 0 Kentucky
 O 29 aW 32- 6 W&L
 N 05 aL 6- 9 Alabama
 N 12 hW 13- 0 Virginia
 N 24 nW1 26- 0 VMI
 VT 153- 28

1933 (4-3-3)

Coach: Henry B. Redd
 S 23 hW 7- 0 Roanoke College
 S 30 aL 0- 27 Tennessee
 O 07 nW4 14- 0 Maryland
 O 14 nW2 13- 7 Wm & Mary
 O 21 aW 7- 0 Richmond
 O 28 hL 0- 12 South Carolina
 N 04 hT 7- 7 W&L
 N 11 aL 0- 27 Alabama
 N 18 aT 6- 6 Virginia
 N 30 nT1 0- 0 VMI
 VT 54- 86

1934 (5-5)

Coach: Henry B. Redd
 S 22 hW 21- 0 Roanoke College
 S 29 aL 0- 34 Temple
 O 06 hL 13- 20 Florida
 O 13 nW2 6- 0 Wm & Mary
 O 20 nL4 9- 14 Maryland
 O 27 aL 7- 13 W&L
 N 03 aL 0- 20 South Carolina
 N 10 nW21 7- 6 N.C. State
 N 17 hW 19- 6 Virginia
 N 29 nW1 13- 0 VMI
 VT 95-113

1935 (4-3-2)

Coach: Henry B. Redd
 S 21 hW 7- 0 Roanoke College
 S 28 hL 7- 28 Clemson
 O 05 nL23 0- 7 Maryland
 O 12 nT2 0- 0 Wm & Mary
 O 26 nW6 15- 0 W&L
 N 02 hW 27- 0 South Carolina
 N 09 nL21 0- 6 N.C. State
 N 16 aT 0- 0 Virginia
 N 28 nW1 12- 6 VMI
 VT 68- 47

1936 (5-5)

Coach: Henry B. Redd
 S 17 hW 16- 7 Roanoke College
 S 26 aL 0- 20 Clemson
 O 03 nL1 0- 6 Maryland
 O 10 nW2 14- 0 Wm & Mary
 O 17 aL 0- 14 South Carolina
 O 24 aL 0- 13 N.C. State
 O 31 hW 20- 7 Richmond
 N 07 aL 0- 27 W&L
 N 14 hW 7- 6 Virginia
 N 26 nW1 6- 0 VMI
 VT 63-100

1937 (5-5)

Coach: Henry B. Redd
 S 18 hW 27- 7 Roanoke College
 S 25 nL15 0- 25 Duke
 O 02 aL 0- 27 Tennessee
 O 09 nL2 0- 12 Wm & Mary
 O 16 aL 7- 13 N.C. State
 O 23 hW 19- 7 W&L
 O 30 hW 31- 0 Hampden-Sydney
 N 06 aL 7- 12 Richmond
 N 13 aW 14- 7 Virginia
 N 25 nW1 12- 6 VMI
 VT 117-116

1938 (3-5-2)

Coach: Henry B. Redd
 S 17 hW 33- 0 Emory & Henry
 S 24 nL15 0- 18 Duke
 O 01 aL 0- 39 Army
 O 08 nW2 27- 0 Wm & Mary
 O 15 hL 6- 14 Virginia
 O 22 aL 0- 6 W&L
 O 29 hW 7- 0 N.C. State
 N 05 aL 0- 7 UNC
 N 11 aT 0- 0 Richmond
 N 24 nT1 2- 2 VMI
 VT 75- 86

1939 (4-5-1)

Coach: Henry B. Redd
 S 23 hW 26- 0 Randolph-Macon
 S 30 aL 0- 20 Marshall
 O 07 nL4 6- 13 UNC
 O 14 nT2 6- 6 Wm & Mary
 O 21 hW 28- 0 Centre
 O 28 nL3 0- 6 W&L
 N 04 hW 20- 7 Furman
 N 11 aL 0- 13 Richmond
 N 18 aW 13- 0 Virginia
 N 30 nL1 7- 19 VMI
 VT 106- 84

1940s

1940 (5-5)

Coach: Henry B. Redd
 S 21 hW 34- 12 Catawba
 S 28 aL 7- 13 Marshall
 O 05 hL 7- 13 Richmond
 O 12 nL2 13- 20 Wm & Mary
 O 19 aL 4- 46 Georgetown
 O 26 nW3 21- 0 W&L
 N 02 nW4 6- 0 Virginia
 N 09 hW 38- 21 Furman
 N 16 aW 10- 6 Centre
 N 21 nL1 0- 14 VMI
 VT 140-145

1941 (6-4)

Coach: James R. Kitts
 S 20 hW 22- 2 Catawba
 S 27 nL17 14- 37 Kentucky
 O 04 hW 3- 0 Georgetown
 O 11 nL2 7- 16 Wm & Mary
 O 18 aW 16- 0 Davidson
 O 25 nW3 13- 3 W&L
 N 01 nL4 0- 34 Virginia
 N 08 nW5 14- 13 N.C. State



Virginia Tech's 1954 team finished undefeated at 8-0-1 and ranked 16th in the final Associated Press poll.

1950s

1950 (0-10)

Coaches: Robert C. McNeish/
Allan M. Learned

S 30	hL	21- 61	Quantico
O 07	nL1	6- 45	Virginia
O 13	aL	7- 42	G-W
O 21	hL	0- 54	Wm & Mary
O 28	aL	6- 34	N.C. State
N 04	aL	7- 25	W&L
N 11	hL	12- 32	Richmond
N 18	nL5	6- 47	Duke
N 23	nL1	0- 27	VMI
D 02	aL	7- 63	Maryland

VT 72-430

1951 (2-8)

Coach: Frank O. Moseley

S 15	nW6	18- 12	Marshall
S 29	hL	20- 32	Davidson
O 06	nL1	0- 33	Virginia
O 12	nL22	13- 38	G-W
O 20	nL4	6- 55	Duke
O 27	hL	14- 19	N.C. State
N 03	nL2	0- 60	W&L
N 10	aL	7- 28	Wm & Mary
N 17	hW	20- 14	Richmond
N 22	nL1	7- 20	VMI

VT 105-311

1952 (5-6)

Coach: Frank O. Moseley

S 13	nW6	19- 14	Marshall
S 20	aW	27- 14	Davidson
S 27	aW	14- 7	The Citadel
O 04	nL1	0- 42	Virginia
O 11	aL	0- 33	Alabama
O 18	hL	0- 6	G-W
O 25	aL	27- 34	W&L
N 01	aW	20- 2	Richmond
N 08	hL	15- 35	Wm & Mary
N 15	aL	7- 27	West Virginia
N 27	nW1	26- 7	VMI

VT 155-221

1953 (5-5)

Coach: Frank O. Moseley

S 19	nW6	7- 0	Marshall
S 26	aW	20- 6	Virginia
O 03	aL	13- 20	Rutgers
O 10	hW	21- 7	Richmond
O 17	aL	7- 13	Wm & Mary
O 24	hW	32- 12	W&L
O 30	nW1	22- 0	The Citadel
N 07	nL6	7- 12	West Virginia
N 13	aL	0- 26	Miami (Fla.)
N 26	nL1	13- 28	VMI

VT 142-124

1954 (8-0-1)

Coach: Frank O. Moseley

S 18	hW	30- 21	N.C. State
S 25	nW2	32- 0	Wake Forest
O 02	aW	18- 7	Clemson
O 16	aW	19- 12	Richmond
O 23	nW1	6- 0	Virginia
O 30	hT	7- 7	Wm & Mary
N 05	aW	20- 13	G-W
N 13	hW	20- 6	Waynesburg
N 25	nW1	46- 9	VMI

VT 198- 75

1955 (6-3-1)

Coach: Frank O. Moseley

S 17	aL	0- 13	Wake Forest
S 24	aW	33- 0	Pennsylvania
O 01	aW	14- 7	Wm & Mary
O 08	aW	24- 20	Florida State
O 15	hT	7- 7	Richmond
O 22	nW1	17- 13	Virginia
O 29	hL	7- 13	G-W
N 05	nL1	16- 21	Clemson
N 12	nW6	34- 26	N.C. State
N 24	nW1	39- 13	VMI

VT 191-133

1956 (7-2-1)

Coach: Frank O. Moseley

S 15	nW6	37- 2	East Carolina
S 22	aL	14- 21	Tulane
S 29	nW4	35- 6	N.C. State
O 06	aW	20- 7	Florida State
O 13	hW	34- 7	Wm & Mary

O 20	aW	46- 14	Richmond
O 27	nW1	14- 7	Virginia
N 03	aL	6- 21	Clemson
N 10	hT	13- 13	Wake Forest
N 22	nW1	45- 0	VMI

VT 264- 98

1957 (4-6)

Coach: Frank O. Moseley

S 20	aW	14- 13	Tulane
S 28	aL	0- 14	West Virginia
O 05	aL	7- 13	Wm & Mary
O 12	hW	21- 14	Villanova
O 19	nL2	7- 38	Virginia
O 26	aL	7- 20	Florida State
N 02	hW	42- 7	Richmond
N 09	aW	10- 3	Wake Forest
N 16	nL1	0- 12	N.C. State
N 28	nL1	6- 14	VMI

VT 114-148

1958 (5-4-1)

Coach: Frank O. Moseley

S 20	nW1	28- 12	West Texas State
S 27	nL4	6- 13	Wake Forest
O 04	hW	27- 15	Wm & Mary
O 11	nW1	22- 13	Virginia
O 18	aL	0- 28	Florida State
O 25	nL2	20- 21	West Virginia
N 01	aT	14- 14	N.C. State
N 08	hW	27- 23	Richmond
N 15	aL	0- 41	Southern Miss
N 27	nW1	21- 16	VMI

VT 165-196

1959 (6-4)

Coach: Frank O. Moseley

S 19	nL4	13- 15	N.C. State
S 26	aL	18- 27	Wake Forest
O 03	nW1	20- 14	Wm & Mary
O 10	hL	6- 7	Florida State
O 17	nW2	40- 14	Virginia
O 24	aW	24- 14	Villanova
O 31	hW	51- 29	Richmond
N 07	aW	26- 21	West Texas State
N 14	aW	12- 0	West Virginia
N 26	nL1	12- 37	VMI

VT 222-178

1960s

1960 (6-4)

Coach: Frank O. Moseley

S 17	aL	14- 29	N.C. State
S 24	nW2	15- 0	West Virginia
O 01	aL	7- 13	Clemson
O 08	hW	22- 13	Wake Forest
O 15	aW	27- 0	Wm & Mary
O 22	nW1	40- 6	Virginia
O 29	aW	20- 0	Richmond
N 05	hL	7- 9	Davidson
N 11	aL	8- 21	G-W
N 24	nW1	13- 12	VMI

VT 173-103

1961 (4-5)

Coach: Jerry Claiborne

S 16	nW1	20- 6	Wm & Mary
O 07	aL	0- 28	West Virginia
O 14	aL	14- 27	Tulane
O 21	nW1	20- 0	Virginia
O 28	hW	10- 7	Florida State
N 04	aL	0- 11	Richmond
N 11	aL	15- 24	Wake Forest
N 17	hW	14- 3	G-W
N 23	nL1	0- 6	VMI

VT 93-112

1962 (5-5)

Coach: Jerry Claiborne

S 15	aL	0- 3	Wm & Mary
S 22	nW1	15- 14	G-W
S 29	nL2	0- 14	West Virginia
O 06	nW1	20- 15	Virginia
O 13	hW	13- 7	Richmond
O 20	aL	12- 20	Army
O 27	aL	7- 20	Florida State
N 03	aW	24- 22	Tulane
N 10	hW	37- 8	Wake Forest
N 22	nL1	9- 14	VMI

VT 137-137



Coaches Jerry Claiborne (l) and Frank Moseley.

1963 (8-2)*Coach: Jerry Claiborne*

S 21	aL	14- 33	Kentucky
S 28	aW	27- 0	Wake Forest
0 05	nW1	10- 0	Virginia
0 11	aW	22- 8	G-W
0 19	hW	28- 13	Wm & Mary
0 26	aW	31- 23	Florida State
N 02	aW	14- 13	Richmond
N 09	aL	7- 13	N.C. State
N 16	aW	28- 3	West Virginia
N 28	nW1	35- 20	VMI
		VT 216-126	

1964 (6-4)*Coach: Jerry Claiborne*

S 19	aW	18- 14	Tampa
S 26	nL1	21- 38	Wake Forest
0 03	aL	17- 20	Virginia
0 10	hW	33- 0	G-W
0 17	hL	10- 23	West Virginia
0 24	hW	20- 11	Florida State
0 31	aW	27- 20	Wm & Mary
N 07	hW	28- 19	N.C. State
N 14	aL	15- 20	Syracuse
N 26	nW1	35- 13	VMI
		VT 224-178	

1965 (7-3)*Coach: Jerry Claiborne*

S 18	nW1	12- 3	Wake Forest
S 25	aW	25- 7	Richmond
0 02	hW	9- 7	Wm & Mary
0 09	aW	17- 12	G-W
0 16	aL	10- 21	Vanderbilt
0 23	hW	22- 14	Virginia
0 30	aL	6- 7	Florida State
N 06	aL	22- 31	West Virginia
N 13	hW	21- 19	Villanova
N 25	nW1	44- 13	VMI
		VT 188-134	

1966 (8-2-1)*Coach: Jerry Claiborne*

S 17	aL	0- 13	Tulane
S 24	hW	49- 0	G-W
0 01	hT	13- 13	West Virginia
0 08	aW	7- 0	Kentucky
0 15	nW2	21- 6	Vanderbilt
0 22	aW	24- 7	Virginia
0 29	hW	23- 21	Florida State
N 05	aW	11- 0	Wake Forest
N 12	aW	20- 18	Wm & Mary
N 24	nW1	70- 12	VMI
		VT 238- 90	

Liberty Bowl*(Dec. 10, 1966 at Memphis, Tenn.)*

nL	VT 7- 14	Miami (Fla.)
----	----------	--------------

1967 (7-3)*Coach: Jerry Claiborne*

S 16	aW	13- 3	Tampa
S 23	hW	31- 7	Wm & Mary
S 30	aW	15- 3	Kansas State
0 07	hW	3- 0	Villanova
0 14	aW	24- 14	Kentucky
0 21	hW	45- 14	Richmond
0 28	aW	20- 7	West Virginia
N 04	hL	7- 14	Miami (Fla.)
N 11	aL	15- 38	Florida State
N 23	nL1	10- 12	VMI
		VT 183-112	

1968 (7-4)*Coach: Jerry Claiborne*

S 21	nL14	7- 14	Alabama
S 28	aW	12- 0	Wm & Mary
0 05	hL	19- 34	Kansas State
0 12	hW	7- 6	Wake Forest
0 18	aL	8- 13	Miami (Fla.)
0 26	hW	27- 12	West Virginia
N 02	aW	40- 22	Florida State

N 09	hW	31- 18	Richmond
N 16	aW	17- 6	South Carolina
N 28	nW1	55- 6	VMI
		VT 223-131	

Liberty Bowl*(Dec. 14, 1968 at Memphis, Tenn.)*

nL	VT 17- 34	Mississippi
----	-----------	-------------

1969 (4-5-1)*Coach: Jerry Claiborne*

S 20	hL	13- 17	Alabama
S 27	aL	10- 16	Wake Forest
0 04	aL	10- 17	Richmond
0 11	hL	6- 7	Kentucky
0 18	hL	16- 17	South Carolina
0 25	aW	21- 7	Buffalo
N 01	nW1	48- 7	Wm & Mary
N 08	hT	10- 10	Florida State
N 15	nW4	48- 12	Duke
N 27	nW1	52- 0	VMI
		VT 234-110	

1970s**1970 (5-6)***Coach: Jerry Claiborne*

S 12	hL	0- 7	Virginia
S 19	nL14	18- 51	Alabama
S 26	hL	20- 21	Memphis State
0 03	aL	7- 24	South Carolina
0 10	aL	9- 28	Wake Forest
0 17	hW	17- 14	Tulsa
0 24	hW	31- 14	Buffalo
0 31	aW	35- 14	Wm & Mary
N 07	hW	34- 7	Villanova
N 14	aL	8- 34	Florida State
N 21	nW1	20- 14	VMI
		VT 199-228	

1971 (4-7)*Coach: Charlie Coffey*

S 18	hL	VT 9- 20	Wake Forest
S 25	aL	16- 24	Okla. State
0 02	hL	3- 17	Florida State
0 09	aL	39- 46	Tulsa
0 16	hW	41- 30	Wm & Mary
0 23	hW	37- 29	Ohio Univ.
0 30	aL	27- 33	Kentucky

N 06	aW	6- 0	Virginia
N 13	aL	29- 56	Houston
N 20	hL	8- 17	Southern Miss
N 27	nW1	34- 0	VMI
		VT 249-272	

1972 (6-4-1)*Coach: Charlie Coffey*

S 16	aL	20- 24	Virginia
S 23	aL	15- 27	Florida State
S 30	hW	13- 10	SMU
0 07	hT	27- 27	Houston
0 14	hW	34- 32	Okla. State
0 21	aW	53- 21	Ohio Univ.
0 28	nL2	16- 17	Wm & Mary
N 04	hW	27- 14	Southern Miss
N 11	hW	45- 20	South Carolina
N 18	aL	13- 52	Alabama
N 25	aW	44- 9	Wake Forest
		VT 307-253	

1973 (2-9)*Coach: Charlie Coffey*

S 08	hL	24- 31	Wm & Mary
S 15	aL	26- 31	Kentucky
S 22	aL	10- 24	West Virginia
S 29	aL	6- 37	SMU
0 06	hL	24- 27	South Carolina
0 12	aL	27- 54	Houston
0 20	hW	27- 15	Virginia
0 27	aL	6- 77	Alabama
N 03	aL	16- 49	Memphis State
N 10	hW	36- 13	Florida State
N 17	hL	21- 22	VMI
		VT 223-380	

1974 (4-7)*Coach: Jimmy Sharpe*

S 14	hL	7- 38	Kentucky
S 21	aL	25- 28	SMU
S 28	hL	12- 49	Houston
0 05	nL2	17- 22	VMI
0 12	aW	31- 17	South Carolina
0 19	aL	27- 28	Virginia
0 26	hW	41- 7	Richmond
N 01	aL	7- 14	Miami (Fla.)
N 09	aW	34- 15	Wm & Mary
N 16	aW	56- 21	Florida State
N 23	hL	21- 22	West Virginia
		VT 278-261	

1975 (8-3)*Coach: Jimmy Sharpe*

S 13	aL	8- 27	Kentucky
S 20	aL	11- 17	Kent State
S 27	hW	21- 9	Richmond
0 04	aW	23- 16	Auburn
0 11	hW	13- 10	Florida State
0 18	hW	24- 17	Virginia
0 25	aL	7- 10	West Virginia
N 01	nW4	24- 7	Wm & Mary
N 08	aW	34- 28	Houston
N 15	hW	33- 0	VMI
N 22	hW	40- 10	Wake Forest
		VT 238-151	

1976 (6-5)*Coach: Jimmy Sharpe*

S 04	aW	23- 6	Wake Forest
S 11	aL	0- 19	Texas A&M
S 18	hW	16- 7	Southern Miss
0 02	hL	15- 27	Wm & Mary
0 09	nW2	37- 7	VMI
0 16	aW	14- 10	Virginia
0 23	hW	42- 14	Kent State
0 30	hW	24- 7	West Virginia
N 06	hL	31- 35	Tulsa
N 13	aL	0- 16	Richmond
N 20	aL	21- 28	Florida State
		VT 223-176	

1977 (3-7-1)*Coach: Jimmy Sharpe*

S 17	hL	VT 6- 27	Texas A&M
S 24	aL	20- 21	Memphis State
0 01	hL	13- 31	Clemson
0 08	nW2	17- 8	Wm & Mary
0 15	hT	14- 14	Virginia
0 22	aL	14- 17	Richmond
0 29	aL	0- 32	Kentucky
N 05	hL	21- 23	Florida State
N 12	aL	14- 20	West Virginia
N 19	hW	28- 10	Wake Forest
N 26	hW	27- 7	VMI
		VT 174-210	

1978 (4-7)*Coach: Bill Dooley*

S 09	hL	33- 35	Tulsa
S 16	aW	28- 6	Wake Forest
S 23	hL	7- 18	Auburn
S 30	hW	22- 19	Wm & Mary
0 07	aL	7- 38	Clemson
0 14	hW	16- 3	West Virginia
0 21	aL	7- 17	Virginia
0 28	aL	0- 35	Alabama
N 04	hL	0- 28	Kentucky
N 11	aL	14- 24	Florida State
N 18	hW	28- 2	VMI
		VT 162-225	

1979 (5-6)*Coach: Bill Dooley*

S 08	aW	15- 14	Louisville
S 15	hW	41- 32	Appalachian St.
S 22	hW	35- 14	Wm & Mary
S 29	hL	10- 17	Florida State
0 06	hL	14- 19	Wake Forest
0 13	hL	0- 21	Clemson
0 20	hW	34- 0	Richmond
0 27	aL	7- 31	Alabama
N 03	aL	23- 34	West Virginia
N 10	aL	18- 20	Virginia
N 17	hW	27- 20	VMI
		VT 224-222	



Tech co-captains Dave Farmer (53) and Sands Woody (77) meet for the coin toss with Miami prior to the 1966 Liberty Bowl.

1980s

1980 (8-4)

Coach: Bill Dooley

S 06	aW	16- 7	Wake Forest
S 13	hW	35- 7	East Tenn. St.
S 20	hW	7- 3	Wm & Mary
S 27	hW	38- 6	James Madison
O 04	aL	10- 13	Clemson
O 11	hW	34- 7	Rhode Island
O 18	hW	30- 0	Virginia
O 25	aL	7- 18	Richmond
N 01	hW	34- 11	West Virginia
N 08	aL	7- 31	Florida State
N 15	nW4	21- 6	VMI
VT 239-109			

Peach Bowl

(Jan. 2, 1981 at Atlanta, Ga.)

nL	VT 10- 20	Miami (Fla.)
----	-----------	--------------

1981 (7-4)

Coach: Bill Dooley

S 12	hW	28- 12	Richmond
S 19	hW	47- 3	Wm & Mary
S 26	hW	30- 14	Wake Forest
O 03	hW	17- 13	Memphis State
O 10	aL	7- 14	Duke
O 17	aL	6- 27	West Virginia
O 24	hW	34- 12	Appalachian St.
O 31	aW	29- 3	Kentucky
N 14	aL	14- 21	Miami (Fla.)
N 21	hL	0- 6	VMI
N 28	aW	20- 3	Virginia
VT 232-128			

1982 (7-4)

Coach: Bill Dooley

S 04	aW	20- 9	Richmond
S 18	hL	8- 14	Miami (Fla.)
S 25	hW	47- 3	Wm & Mary
O 02	hL	10- 13	Wake Forest
O 09	aW	22- 21	Duke
O 16	hL	6- 16	West Virginia
O 23	hW	34- 0	Appalachian St.
O 30	hW	29- 3	Kentucky
N 13	aL	0- 45	Vanderbilt
N 20	nW4	14- 3	VMI
N 25	hW	21- 14	Virginia
VT 211-141			

1983 (9-2)

Coach: Bill Dooley

S 10	hL	6- 13	Wake Forest
S 17	aW	17- 10	Memphis State
S 24	hW	28- 0	VMI
O 01	hW	31- 0	Louisville
O 08	hW	27- 14	Duke
O 15	aL	0- 13	West Virginia
O 22	hW	38- 0	Richmond
O 29	hW	59- 21	Wm & Mary
N 05	aW	26- 10	Tulane
N 12	hW	21- 10	Vanderbilt
N 19	aW	48- 0	Virginia
VT 301- 91			

1984 (8-4)

Coach: Bill Dooley

S 08	aW	21- 20	Wake Forest
S 15	hL	7- 14	West Virginia
S 22	hW	21- 13	Richmond
S 29	hL	23- 26	Virginia
O 06	nW4	54- 7	VMI
O 13	hW	27- 0	Duke
O 20	hW	38- 14	Wm & Mary
O 27	aW	9- 7	Temple
N 03	hW	13- 6	Tulane
N 10	aL	10- 17	Clemson
N 17	aW	23- 3	Vanderbilt
VT 246-127			

Independence Bowl

(Dec. 15, 1984 at Shreveport, La.)

nL	VT 7- 23	Air Force
----	----------	-----------

1985 (6-5)

Coach: Bill Dooley

A 31	aL	14- 31	Cincinnati
S 07	hL	14- 24	Richmond
S 14	hL	17- 20	Clemson
S 28	hW	24- 14	Syracuse
O 05	aL	9- 24	West Virginia
O 12	hW	40- 10	Wm & Mary
O 19	aW	28- 10	Virginia
O 26	aL	18- 35	Florida
N 02	hW	31- 10	Memphis State
N 09	hW	41- 17	Louisville
N 16	aW	38- 24	Vanderbilt
VT 274-219			

1986 (10-1-1)*

Coach: Bill Dooley

S 06	hL	20- 24	Cincinnati
S 13	aW	20- 14	Clemson
S 20	aW	26- 17	Syracuse
S 27	hW	37- 10	East Tenn. St.
O 04	hW	13- 7	West Virginia
O 11	hT	27- 27	South Carolina
O 18	Fn4	13- 29	Temple
O 25	hW	42- 10	Virginia
N 01	hW	17- 15	Kentucky
N 08	aW	17- 10	Richmond
N 15	hW	29- 21	Vanderbilt
VT 261-184			

New Peach Bowl

(Dec. 31, 1986 at Atlanta, Ga.)

nW	VT 25- 24	N.C. State
----	-----------	------------

*Temple forfeited game because of an ineligible player.

1987 (2-9)

Coach: Frank Beamer

S 12	hL	10- 22	Clemson
S 19	aL	13- 14	Virginia
S 26	hL	21- 35	Syracuse
O 03	hW	31- 11	Navy
O 10	aL	10- 40	South Carolina
O 17	hL	23- 32	East Carolina
O 24	aL	38- 57	Tulane
O 31	aL	7- 14	Kentucky
N 07	aL	16- 28	West Virginia
N 14	aL	13- 27	Miami (Fla.)
N 21	hW	21- 20	Cincinnati
VT 203-300			

1988 (3-8)

Coach: Frank Beamer

S 03	aL	7- 40	Clemson
S 10	hW	27- 16	East Carolina
S 17	aL	13- 35	Southern Miss
S 24	aL	0- 35	Syracuse
O 01	hL	10- 22	West Virginia
O 08	hL	24- 26	South Carolina
O 15	aW	41- 14	Cincinnati
O 29	hL	10- 16	Virginia
N 05	aL	3- 13	Louisville
N 12	aL	14- 41	Florida State
N 19	hW	27- 6	James Madison
VT 176-264			

1989 (6-4-1)

Coach: Frank Beamer

S 02	hW	29- 3	Akron
S 09	aT	17- 17	South Carolina
S 16	hL	7- 27	Clemson
S 23	hW	23- 0	Temple
O 07	aW	12- 10	West Virginia
O 14	hL	7- 41	Florida State
O 21	aL	10- 14	East Carolina
O 28	hW	30- 13	Tulane
N 04	hW	18- 0	Vanderbilt
N 11	aL	25- 32	Virginia
N 18	aW	25- 23	N.C. State
VT 203-180			

1990s

1990 (6-5)

Coach: Frank Beamer

S 01	aL	13- 20	Maryland
S 08	hW	21- 7	Bowling Green
S 15	aW	24- 23	East Carolina
S 22	hL	24- 35	South Carolina
S 29	aL	28- 39	Florida State
O 06	hW	26- 21	West Virginia
O 20	aL	28- 31	Temple
O 27	hW	20- 16	Southern Miss
N 03	hW	20- 16	N.C. State
N 10	aL	3- 6	Georgia Tech
N 24	hW	38- 13	Virginia
VT 245-227			

1991 (5-6)

Coach: Frank Beamer

A 31	hW	41- 12	James Madison
S 07	aL	0- 7	N.C. State
S 21	aL	21- 28	South Carolina
S 28	aL	17- 27	Oklahoma
O 05	aW	20- 14	West Virginia
O 12	nL20	20- 33	Florida State
O 19	hW	56- 9	Cincinnati
O 26	hW	41- 13	Louisville
N 09	hW	42- 24	Akron
N 16	hL	17- 24	East Carolina
N 23	aL	0- 38	Virginia
VT 275-229			

1992 (2-8-1)

Coach: Frank Beamer

S 05	hW	49- 20	James Madison
S 12	aL	27- 30	East Carolina
S 19	aW	26- 7	Temple
S 26	hL	7- 16	West Virginia
O 10	aL	17- 21	Louisville
O 17	hT	13- 13	N.C. State
O 24	hL	23- 43	Miami (Fla.)
O 31	aL	49- 50	Rutgers
N 07	aL	9- 28	Syracuse
N 14	hL	12- 13	Southern Miss
N 21	hL	38- 41	Virginia
VT 270-282			

1993 (9-3)

Coach: Frank Beamer

S 04	hW	33- 16	Bowling Green
S 11	aW	63- 21	Pittsburgh
S 18	aL	2- 21	Miami (Fla.)
S 25	hW	55- 28	Maryland
O 02	aL	13- 14	West Virginia
O 16	hW	55- 7	Temple
O 23	hW	49- 42	Rutgers
O 30	hW	31- 12	East Carolina
N 06	aL	34- 48	Boston College
N 13	hW	45- 24	Syracuse
N 20	aW	20- 17	Virginia
VT 400-250			

Independence Bowl

(Dec. 31, 1993 at Shreveport, La.)

nW	VT 45- 20	Indiana
----	-----------	---------

1994 (8-4)

Coach: Frank Beamer

S 03	hW	34- 7	Arkansas State
S 10	aW	24- 14	Southern Miss
S 17	aW	12- 7	Boston College
S 22	hW	34- 6	West Virginia
O 01	aL	20- 28	Syracuse
O 08	hW	41- 13	Temple
O 15	aW	27- 20	East Carolina
O 22	hW	45- 7	Pittsburgh
O 29	aL	3- 24	Miami (Fla.)
N 12	hW	41- 34	Rutgers
N 19	hL	23- 42	Virginia
VT 304-202			

Gator Bowl

(Dec. 30, 1994 at Gainesville, Fla.)

nL	VT 23- 45	Tennessee
----	-----------	-----------

1995 (10-2)

Coach: Frank Beamer

S 07	hL	14- 20	Boston College
S 16	hL	0- 16	Cincinnati
S 23	hW	13- 7	Miami (Fla.)
S 30	aW	26- 16	Pittsburgh
O 07	aW	14- 0	Navy
O 14	hW	77- 27	Akron
O 21	aW	45- 17	Rutgers
O 28	aW	27- 0	West Virginia
N 04	hW	31- 7	Syracuse
N 11	nW18	38- 16	Temple
N 18	aW	36- 29	Virginia
VT 321-155			

Sugar Bowl

(Dec. 31, 1995 at New Orleans, La.)

nW	VT 28- 10	Texas
----	-----------	-------



Chris Kinzer's last-second field goal lifted the Hokies over N.C. State 25-24 in the 1986 Peach Bowl for Tech's first bowl victory.



Michael Vick led the Hokies to an 11-0 regular season in 1999 and a berth in the national championship game, the 2000 Sugar Bowl.

1996 (10-2)

Coach: Frank Beamer

S 07	aW	21-18	Akron
S 14	aW	45-7	Boston College
S 21	hW	30-14	Rutgers
S 28	aL	21-52	Syracuse
O 12	hW	38-0	Temple
O 26	hW	34-17	Pittsburgh
N 02	hW	47-16	SW Louisiana
N 09	hW	35-14	East Carolina
N 16	aW	21-7	Miami (Fla.)
N 23	hW	31-14	West Virginia
N 29	hW	26-9	Virginia

VT 349-168

Orange Bowl

(Dec. 31, 1996 at Miami, Fla.)

nL	VT 21-41	Nebraska
----	----------	----------

1997 (7-5)

Coach: Frank Beamer

A 30	aW	59-19	Rutgers
S 13	hW	31-3	Syracuse
S 20	aW	23-13	Temple
S 27	hW	50-0	Arkansas State
O 04	hL	17-24	Miami (Ohio)
O 11	hW	17-7	Boston College
O 25	aL	17-30	West Virginia
N 01	hW	37-0	UAB
N 08	hW	27-25	Miami (Fla.)
N 22	aL	23-30	Pittsburgh
N 28	aL	20-34	Virginia

VT 321-185

Gator Bowl

(Jan. 1, 1998 at Jacksonville, Fla.)

nL	VT 3-42	North Carolina
----	---------	----------------

1998 (9-3)

Coach: Frank Beamer

S 05	hW	38-3	East Carolina
S 12	aW	37-0	Clemson
S 19	aW	27-20	Miami (Fla.) (OT)
S 26	hW	27-7	Pittsburgh
O 08	aW	17-0	Boston College
O 17	hL	24-28	Temple
O 24	aW	41-0	UAB
O 31	hW	27-13	West Virginia
N 14	aL	26-28	Syracuse
N 21	hW	47-7	Rutgers
N 28	hL	32-36	Virginia

VT 343-142

Music City Bowl

(Dec. 29, 1998 at Nashville, Tenn.)

nW	VT 38-7	Alabama
----	---------	---------

1999 (11-1)

Coach: Frank Beamer

S 04	hW	47-0	James Madison
S 11	hW	31-10	UAB
S 23	hW	31-11	Clemson

O 02	aW	31-7	Virginia
O 09	aW	58-20	Rutgers
O 16	hW	62-0	Syracuse
O 30	aW	30-17	Pittsburgh
N 06	aW	22-20	West Virginia
N 13	hW	43-10	Miami (Fla.)
N 20	aW	62-7	Temple
N 26	hW	38-14	Boston College

VT 455-116

Sugar Bowl

(Jan. 4, 2000 at New Orleans, La.)

nL	VT 29-46	Florida State
----	----------	---------------

2000s

2000 (11-1)

Coach: Frank Beamer

S 02	hW	52-23	Akron
S 07	aW	45-28	East Carolina
S 16	hW	49-0	Rutgers
S 30	aW	48-34	Boston College
O 07	hW	35-13	Temple
O 12	hW	48-20	West Virginia
O 21	aW	22-14	Syracuse
O 28	hW	37-34	Pittsburgh
N 04	aL	21-41	Miami
N 11	aW	44-21	UCF
N 25	hW	42-21	Virginia

VT 443-249

Gator Bowl

(January 1, 2001 at Jacksonville, Fla.)

nW	VT 41-20	Clemson
----	----------	---------

2001 (8-4)

Coach: Frank Beamer

S 01	hW	52-10	Connecticut
S 08	hW	31-0	Western Michigan
S 22	aW	50-0	Rutgers

S 29	hW	46-14	UCF
O 06	aW	35-0	West Virginia
O 13	hW	34-20	Boston College
O 27	hL	14-22	Syracuse
N 03	aL	7-38	Pittsburgh
N 11	aW	35-0	Temple
N 17	aW	31-17	Virginia
D 01	hL	24-26	Miami

VT 359-147

Gator Bowl

(Jan. 1, 2002 at Jacksonville, Fla.)

nL	VT 17-30	Florida State
----	----------	---------------

2002 (10-4)

Coach: Frank Beamer

A 25	hW	63-7	Arkansas State
S 01	hW	26-8	LSU
S 12	hW	47-21	Marshall
S 21	aW	13-3	Texas A&M
S 28	aW	30-0	Western Michigan
O 10	aW	28-23	Boston College
O 19	hW	35-14	Rutgers
O 26	hW	20-10	Temple
N 02	hL	21-28	Pittsburgh
N 09	aL	42-50	Syracuse (30T)
N 20	hL	18-21	West Virginia
N 30	hW	21-9	Virginia
D 07	aL	45-56	Miami

San Francisco Bowl

(Dec. 31, 2002 at San Francisco, Calif.)

nW	VT 20-13	Air Force
----	----------	-----------

VT 429-263

2003 (8-5)

Coach: Frank Beamer

A 31	hW	49-28	UCF
S 06	hW	43-0	James Madison
S 18	hW	35-19	Texas A&M

Year-by-Year Neutral Sites

1. Roanoke
2. Richmond
3. Lynchburg
4. Norfolk
5. Winston-Salem, N.C.
6. Bluefield, W. Va.
7. Bedford
8. Staunton
9. Charlotte, N.C.
10. Danville
11. Knoxville, Tenn.
12. Columbia, S.C.
13. Huntington, W. Va.
14. Birmingham, Ala.
15. Greensboro, N.C.
16. Charleston, W. Va.
17. Louisville, Ky.
18. Washington, D.C.
19. Raleigh, N.C.
20. Orlando, Fla.
21. Portsmouth
22. Alexandria
23. Baltimore, Md.
24. Landover, Md.
25. Jacksonville, Fla.

S 27	hW	47-13	Connecticut
O 04	aW	48-22	Rutgers
O 11	hW	51-7	Syracuse
O 22	aL	7-28	West Virginia
N 01	hW	31-7	Miami
N 08	aL	28-31	Pittsburgh
N 15	aW	24-23	Temple (OT)
N 22	hL	27-34	Boston College
N 29	aL	21-35	Virginia

Insight Bowl

(Dec. 26, 2003 at Phoenix, Ariz.)

nL	VT 49-52	California
VT	460-299	

2004 (10-3)

Coach: Frank Beamer

A 28	nL24	13-24	Southern Cal
S 11	hW	63-0	Western Michigan
S 18	hW	41-17	Duke
S 25	hL	16-17	N.C. State
O 02	hW	19-13	West Virginia
O 09	aW	17-10	Wake Forest
O 16	hW	62-0	Florida A&M
O 28	aW	34-20	Georgia Tech
N 06	aW	27-24	North Carolina
N 18	hW	55-6	Maryland
N 27	hW	24-10	Virginia
D 04	aW	16-10	Miami

Sugar Bowl

(Jan. 3, 2005 at New Orleans, La.)

nL	VT 13-16	Auburn
VT	400-167	

2005 (11-2)

Coach: Frank Beamer

S 04	aW	20-16	N.C. State
S 10	aW	45-0	Duke
S 17	hW	45-0	Ohio
S 24	hW	51-7	Georgia Tech
O 01	aW	34-17	West Virginia
O 08	hW	41-14	Marshall
O 20	aW	28-9	Maryland
O 27	hW	30-10	Boston College
N 05	hL	7-27	Miami
N 19	aW	52-14	Virginia
N 26	hW	30-3	North Carolina
D 03	nL25	22-27	Florida State

Sugar Bowl

(Jan. 2, 2006 at Jacksonville, Fla.)

nW	VT 35-24	Louisville
VT	440-168	

Virginia Tech Coaching Records

(Listed in order of number of victories)

Name	Seasons	W	L	T	Pct.	Years
Frank Beamer	19	146	79	2	.648	1987-
Bill Dooley	9	†64	37	1	.632	1978-86
Jerry Claiborne	10	61	39	2	.608	1961-70
Frank Moseley	10	54	42	4	.560	1951-60
H.B. Redd	9	43	37	8	.534	1932-40
Branch Bockock	6	34	14	2	.680	1909-10; 1912-15
Ben Cabbage	5	30	12	6	.688	1921-25
Andy Gustafson	4	22	13	1	.625	1926-29
Jimmy Sharpe	4	21	22	1	.489	1974-77
Charles Bernier	3	18	6	1	.740	1917-19
C.P. Miles	2	14	3	2	.737	1905-06
James Kitts	3	13	13	3	.500	1941; 1946-47
Charlie Coffey	3	12	20	1	.379	1971-73
A.C. Jones	2	9	4	1	.679	1895-96
H.M. McEver §	2	9	8	1	.528	1942, '45
O.E. Neale	2	8	7	3	.528	1930-31
C.R. Williams	1	7	2	0	.778	1907
Jack Ingersell	1	7	2	0	.778	1916
A.B. Morrison, Jr.	1	6	1	0	.857	1901
L.W. Reiss	1	6	1	2	.778	1911
C.A. Lueder	1	5	1	0	.833	1903
Charles Firth	1	5	2	0	.714	1897
John C. O'Conner	1	5	3	0	.625	1904
R.M. Brown	1	5	4	0	.556	1908
J.A. Massie	1	4	1	0	.800	1894
James Morrison	1	4	1	0	.800	1899
Stanley Sutton	1	4	6	0	.400	1920
J.L. Ingles	1	3	2	0	.600	1898
R.R. Brown	1	3	2	1	.583	1902
Dr. Davis	1	3	3	1	.500	1900
E.A. Smyth	2	1	3	0	.250	1892-93
Robert McNeish	3	1	25	3	.086	1948-50

† Includes a forfeit by Temple during the 1986 season.

§ Shared head coaching duties with S.D. Tilson in 1942 when team finished 7-2-1.

Tech vs. Teams in the AP Poll

Date	VT Rank	Opponent	Rank	W/L	Score
10/26/46	-	N.C. State	12	hW	14-6
10/18/47	-	Army	7	hL	19-21
10/23/48	-	Duke	16	nL	0-7
10/30/48	-	Army	5	aL	7-49
10/4/52	-	Virginia	16	nL	0-42
10/11/52	-	Alabama	18	aL	0-33
11/07/53	-	West Virginia	7	nL	7-12
9/29/56	-	N.C. State	20	nW	35-6
11/3/56	15	Clemson	13	aL	6-21
11/16/57	-	N.C. State	19	nL	0-12
11/28/57	-	VMI	17	nL	6-14
10/1/60	-	Clemson	7	aL	7-13
10/24/64	-	Florida State	10	hW	20-11
12/10/66	-	Miami	9	nL	7-14
9/21/68	-	Alabama	7	nL	7-14
10/18/68	-	Miami	12	aL	8-13
11/2/68	-	Florida State	18	aW	40-22
9/20/69	-	Alabama	15	hL	13-17
11/13/71	-	Houston	18	aL	29-56
9/23/72	-	Florida State	17	aL	15-27
10/14/72	-	Oklahoma State	19	hW	34-32
11/18/72	-	Alabama	2	aL	13-52
10/12/73	-	Houston	14	aL	27-54
10/27/73	-	Alabama	2	aL	6-77
9/11/76	-	Texas A&M	14	aL	0-19
9/17/77	-	Texas A&M	7	hL	6-27
10/29/77	-	Kentucky	7	aL	0-32
11/5/77	-	Florida State	15	hL	21-23
10/28/78	-	Alabama	3	aL	0-35
9/29/79	-	Florida State	12	hL	10-17
10/27/79	-	Alabama	1	aL	7-31
11/8/80	-	Florida State	3	aL	7-31
1/2/81	-	Miami	20	nL	10-20
11/14/81	-	Miami	12	aL	14-21
9/18/82	-	Miami	15	hL	8-14
10/16/82	-	West Virginia	13	hL	6-16
10/15/83	-	West Virginia	4	aL	0-13
10/26/85	-	Florida	2	aL	18-35
12/31/86	-	N.C. State	18	nW	25-24
9/12/87	-	Clemson	10	hL	10-22
11/14/87	-	Miami	3	aL	13-27
9/3/88	-	Clemson	4	aL	7-40
10/1/88	-	West Virginia	7	hL	10-22
10/8/88	-	South Carolina	8	hL	24-26



Hokie fans storm the field in celebration of Virginia Tech's 31-7 win over No. 2 Miami in 2003.

Date	VT Rank	Opponent	Rank	W/L	Score
11/12/88	-	Florida State	5	aL	14-41
9/16/89	-	Clemson	7	hL	7-27
10/7/89	-	West Virginia	9	aW	12-10
10/14/89	-	Florida State	19	hL	7-41
11/11/89	-	Virginia	18	aL	25-32
9/29/90	-	Florida State	2	aL	28-39
11/10/90	-	Georgia Tech	7	aL	3-6
11/24/90	-	Virginia	17	hW	38-13
9/28/91	-	Oklahoma	6	aL	17-27
10/12/91	-	Florida State	1	nL	20-33
11/16/91	-	East Carolina	14	hL	17-24
11/23/91	-	Virginia	20	aL	0-38
10/17/92	-	N.C. State	21	hT	13-13
10/24/92	-	Miami	1	hL	23-43

Date	VT Rank	Opponent	Rank	W/L	Score
11/7/92	-	Syracuse	10	aL	9-28
9/18/93	-	Miami	3	aL	2-21
10/2/93	-	West Virginia	25	aL	13-14
11/20/93	25	Virginia	23	aW	20-17
12/31/93	22	Indiana	21	nW	45-20
10/29/94	13	Miami	6	aL	3-24
11/19/94	14	Virginia	16	hL	23-45
9/23/95	-	Miami	17	hW	13-7
11/4/95	-	Syracuse	20	hW	31-7
11/18/95	20	Virginia	13	aW	36-29
12/31/95	13	Texas	9	nW	28-10
11/16/96	21	Miami	18	aW	21-7
11/23/96	17	West Virginia	23	hW	31-14
11/29/96	17	Virginia	20	hW	26-9
12/31/96	10	Nebraska	6	nL	21-41
10/25/97	19	West Virginia	21	aL	17-30
1/1/98	-	North Carolina	7	nL	3-42
10/31/98	20	West Virginia	21	hW	27-13
11/28/98	20	Virginia	16	hL	32-36
10/2/99	8	Virginia	24	aW	31-7
10/16/99	4	Syracuse	16	hW	62-0
11/13/99	2	Miami	19	hW	43-10
11/26/99	2	Boston College	22	hW	38-14
1/4/00	2	Florida State	1	nL	29-46
11/4/00	2	Miami	3	aL	21-41
1/1/01	6	Clemson	16	nW	41-20
12/1/01	14	Miami	1	hL	24-26
1/1/02	15	Florida State	24	nL	17-30
9/1/02	16	LSU	14	hW	26-9
9/12/02	11	Marshall	16	hW	47-21
9/21/02	7	Texas A&M	19	aW	13-3
12/7/02	18	Miami	1	aL	45-56
11/1/03	10	Miami	2	hW	31-7
11/8/03	5	Pittsburgh	25	aL	28-31
8/28/04	-	Southern Cal	1	nL	13-24
10/2/04	-	West Virginia	6	hW	19-13
11/27/04	11	Virginia	16	hW	24-10
12/4/04	10	Miami	9	aW	16-10
1/3/05	9	Auburn	3	nL	13-16
9/24/05	4	Georgia Tech	15	hW	51-7
10/27/05	3	Boston College	13	hW	30-10
11/5/05	3	Miami	5	hL	7-27
1/2/06	12	Louisville	15	nW	35-24

Miscellaneous Rankings Information

Virginia Tech's first ranking in the AP poll.....	Oct. 4, 1954 — #19
Longest consecutive-poll streak	84 — Jan. 5, 1999 (final postseason) through Nov. 23, 2003
Highest preseason ranking.....	#7 — 2005 season
Highest regular season ranking	#2 — During the 1999 and 2000 seasons
Highest final ranking	#2 after the 1999 season
First game against a ranked opponent.....	Oct. 26, 1946 vs. #12 N.C. State W, 14-6 at Blacksburg, Va.
First game between two ranked teams.....	Nov. 3, 1956 — #15 Virginia Tech vs. #13 Clemson L, 21-6 at Clemson, S.C.
Highest ranked opponent defeated	#2 Miami on Nov. 1, 2003 W, 31-7 at Blacksburg, Va.
Virginia Tech has faced #1 seven times.....	Oct. 27, 1979 vs. Alabama — L, 31-7 at Tuscaloosa, Ala. Oct. 12, 1991 vs. Florida State — L, 33-20 at Orlando, Fla. Oct. 24, 1992 vs. Miami — L, 43-23 at Blacksburg, Va. Jan. 4, 2000 vs. Florida State — L, 46-29 at New Orleans, La. Dec. 1, 2001 vs. Miami — L, 26-24 at Blacksburg, Va. Dec. 7, 2002 vs. Miami — L, 56-45 at Miami, Fla. Aug. 28, 2004 vs. Southern Cal — L, 24-13 at Landover, Md.

The Hokies vs. All Opponents

All-Time Record: 627-415-46 (1,088 games, 112 seasons)

(2006 opponents in **bold**)

	Times Met	Series Began	Last Meeting			W	L	T		Times Met	Series Began	Last Meeting			W	L	T
			Year	Score	Year							Score	Year	Score			
Air Force	2	1984	2002	20-13	1	1	0		Marshall	9	1913	2005	41-14	7	2	0	
Akron	5	1989	2000	52-23	5	0	0		Maryland	28	1919	2005	28-9	13	15	0	
Alabama	11	1932	1998	38-7	1	10	0		Maryland-Baltimore	4	1897	1911	12-0	2	2	0	
Alabama-Birmingham	3	1997	1999	31-10	3	0	0		Maryville College	1	1896	1896	52-0	1	0	0	
Allegheny Institute	1	1896	1896	20-0	1	0	0		Medical College of Va.	1	1912	1912	0-10	0	1	0	
Appalachian State	3	1979	1982	34-0	3	0	0		Memphis State	6	1970	1985	31-10	3	3	0	
Arkansas State	3	1994	2002	63-7	3	0	0		Miami, Fla.	23	1953	2005	7-27	7	16	0	
Army	6	1905	1962	12-20	1	5	0		Miami, Ohio	1	1997	1997	17-24	0	1	0	
Auburn	5	1924	2004	13-16	1	3	1		Mississippi	2	1913	1969	17-34	1	1	0	
									Morris-Harvey	3	1911	1921	54-7	3	0	0	
Bellevue	1	1898	1898	29-0	1	0	0		Nashville	1	1904	1904	32-0	1	0	0	
Belmont Athletic Club	1	1918	1918	30-0	1	0	0		Navy	10	1903	1995	14-0	3	7	0	
Boston College	12	1993	2005	30-10	9	3	0		Nebraska	1	1996	1996	21-41	0	1	0	
Bowling Green	2	1990	1993	33-16	2	0	0		North Carolina	29	1895	2005	30-3	14	9	6	
Bucknell	1	1906	1906	0-10	0	1	0		North Carolina State	46	1900	2005	20-16	24	18	4	
Buffalo	2	1969	1970	31-14	2	0	0										
California	1	2003	2003	49-52	0	1	0		Ohio	3	1971	2005	45-0	3	0	0	
Camp Humphreys	1	1918	1918	33-6	1	0	0		Oklahoma	1	1991	1991	17-27	0	1	0	
Catawba	3	1940	1942	28-14	3	0	0		Oklahoma State	2	1971	1972	34-32	1	1	0	
Catholic University	1	1922	1922	73-0	1	0	0		Pennsylvania	2	1929	1955	33-0	1	1	0	
Central Florida	3	2000	2003	49-28	3	0	0		Pittsburgh	11	1993	2003	28-31	7	4	0	
Centre	5	1920	1940	10-6	2	3	0		Princeton	3	1908	1912	0-31	0	3	0	
Chattanooga	1	1927	1927	13-14	0	1	0										
Cincinnati	7	1946	1995	0-16	3	4	0		Quantico Marines	2	1949	1950	21-61	0	2	0	
Citadel	2	1952	1953	22-0	2	0	0										
Clemson	28	1900	2001	41-20	10	17	1		Randolph-Macon	4	1893	1939	26-0	3	1	0	
Colgate	2	1927	1928	14-35	1	1	0		Rhode Island	1	1980	1980	34-7	1	0	0	
Connecticut	2	2001	2003	47-13	2	0	0		Richmond	51	1897	1986	17-10	37	10	4	
Cornell	1	1915	1915	0-45	0	1	0		Roanoke College	28	1894	1937	27-7	26	0	2	
Cumberland	1	1905	1905	12-0	1	0	0		Roanoke YMCA	1	1895	1895	16-2	1	0	0	
									Rutgers	14	1920	2003	48-22	11	3	0	
Dartmouth	1	1926	1926	0-21	0	1	0										
Davidson	14	1903	1960	7-9	10	3	1		Saint Albans	9	1893	1903	29-0	8	1	0	
Duke	13	1937	2005	45-0	6	7	0		SMU	3	1972	1974	25-28	1	2	0	
									South Carolina	20	1905	1991	21-28	7	11	2	
East Carolina	12	1956	2000	45-28	8	4	0		Southern California	1	2004	2004	13-24	0	1	0	
East Tennessee State	2	1980	1986	37-10	2	0	0		Southern Mississippi	8	1958	1994	24-14	4	4	0	
Emory & Henry	6	1893	1938	33-0	5	1	0		Southwestern Louisiana	1	1996	1996	47-16	1	0	0	
									Syracuse	17	1964	2003	51-7	8	9	0	
Florida	2	1934	1985	18-35	0	2	0										
Florida A&M	1	2004	2004	62-0	1	0	0		Tampa	2	1964	1967	13-3	2	0	0	
Florida State	32	1955	2005	22-27	10	21	1		Temple	17	1934	2003	24-23(OT)	14	3	0	
Furman	4	1939	1947	20-6	4	0	0		Tennessee	7	1896	1994	23-45	2	5	0	
									Texas	1	1995	1995	28-10	1	0	0	
Gallaudet	1	1905	1905	56-0	1	0	0		Texas A&M	4	1976	2003	35-19	2	2	0	
George Washington	19	1907	1966	49-0	11	8	0		Third Corps Area	1	1923	1923	17-21	0	1	0	
Georgetown	8	1901	1941	3-0	4	4	0		Tulane	9	1956	1989	30-13	5	4	0	
Georgia	2	1931	1932	7-6	1	1	0		Tulsa	4	1970	1978	33-35	1	3	0	
Georgia Tech	3	1990	2005	51-7	2	1	0										
Guilford	1	1898	1898	17-0	1	0	0		Vanderbilt	9	1930	1989	18-0	6	3	0	
									Villanova	5	1957	1970	34-7	5	0	0	
Hampden-Sydney	24	1896	1937	31-0	24	0	0		Virginia	87	1895	2005	52-14	45	37	5	
Houston	5	1971	1975	34-28	1	3	1		VMI	79	1894	1984	54-7	49	25	5	
									VPI Stars	1	1913	1913	20-12	1	0	0	
Indiana	1	1993	1993	45-20	1	0	0										
									Wake Forest	33	1916	2004	17-10	21	11	1	
James Madison	6	1980	2003	43-0	6	0	0		Washington & Lee	48	1895	1953	32-12	23	20	5	
									Waynesburg	1	1954	1954	20-6	1	0	0	
Kansas State	2	1967	1968	19-34	1	1	0		West Texas State	2	1958	1959	26-21	2	0	0	
Kent State	2	1975	1976	42-14	1	1	0		West Virginia Wesleyan	1	1914	1914	0-13	0	1	0	
Kentucky	19	1926	1987	7-14	6	11	2		West Virginia	51	1912	2005	34-17	22	28	1	
King College	6	1897	1931	33-0	6	0	0		Western Maryland	2	1910	1912	44-0	2	0	0	
									Western Michigan	3	2001	2004	63-0	3	0	0	
Louisiana State	1	2002	2002	26-8	1	0	0		William & Mary	61	1904	1985	40-10	39	18	4	
Louisville	7	1979	2006	35-24	5	2	0										
Lynchburg College	1	1925	1925	10-0	1	0	0		Yale	2	1911	1916	0-19	0	2	0	

Virginia Tech's Bowl History

An Appearance in the National Championship Game Highlights 13 Straight Bowl Berths for the Hokies

Virginia Tech, which is one of just five teams in the nation currently to have gone to 13 consecutive bowl games, has a rich bowl history, including four Bowl Championship Series games and a national championship contest in the past 11 seasons.

The Virginia Tech bowl tradition dates back to 1947 when the Hokies appeared in the Sun Bowl. Over the last 59 years, approximately 960,000 people have watched Tech in 19 bowl games in 11 different stadiums and in seven states. The closest distance Tech traveled for a bowl game has been Nashville, Tenn., which is 441 miles, while in 2003 the Hokies traveled to San Francisco for their farthest game, 2,440 miles away.

The first bowl bid that Tech received followed the 1946 season, when the Hokies played Cincinnati in the Sun Bowl at El Paso, Texas. An early snow covered Blacksburg that year and threatened to end all football practices. Bulldozers and snowplows were used to clear a practice area on the Drillfield and the Hokies got in their bowl preparations. The Tech team encountered more snowy weather when it reached El Paso. The Cincinnati team handled the weather and the Hokies, winning 18-6.

It was not until 1966 that Tech received another bowl bid. The Hokies were chosen to participate in the Liberty Bowl in Memphis, Tenn., against Miami (Fla.). The Hokies were 8-1-1 entering the contest and were led by All-American defensive back Frank Loria.

Miami, ranked ninth nationally, won 14-7, in a hard-hitting defensive struggle. The Hokies scored first on a 2-yard plunge by Tommy Francisco. But the Miami defense held Tech to only one first down in the last three quarters.

Tech returned to the Liberty Bowl two years later in 1968 and squared off against Mississippi. The Hokies were 7-3 after a rocky 2-3 start and were led by another defensive All-American,



Jeff Holland's blocked field goal in the 1993 Independence Bowl led to a key Tech touchdown.

linebacker Mike Widger. Ole Miss had a quarterback by the name of Archie Manning and he sparked the Rebels to a 34-17 victory after Tech had taken a 17-0 first-quarter lead.

A member of Tech's 1966 and '68 bowl teams was none other than current head coach Frank Beamer, who was a starting defensive back. He was credited with three tackles in the 1968 game.

Tech next went bowling against Miami following the 1980 season and lost 20-10 in a hard-fought Peach Bowl contest. That Hokie team sported an 8-3 record and featured one of the finest defensive units in college football.

Tech tailback Cyrus Lawrence emerged as one of the biggest stars of the game. He rushed for 134 yards and scored the lone Hokie touchdown. Ashley Lee, then a freshman linebacker, had 15 tackles for the Techmen.

In Tech's first trip to the Independence Bowl in 1984, Outland Trophy winner Bruce Smith led Tech against the Air Force Falcons. Tech's powerful

defensive unit held Air Force to only three first downs in the first half, but the Falcons got rolling in the second half. Quarterback Bart Weiss, named the game's Most Valuable Player, was the ringleader as Air Force won the battle, 23-7.

Who will ever forget "The Kick"? It ended perhaps the most stirring bowl game of the 1986 season as Virginia Tech's Chris Kinzer booted a 40-yard field goal to vault the Hokies past North Carolina State in the New Peach Bowl. The 25-24 victory came with no time showing on the clock and provided Tech with one of its top moments in football history.

The winning drive started with 1:53 remaining in the game. Tech covered 57 yards in 11 plays to move to the State 23-yard line. In the drive, Tech converted a crucial fourth-and-three to move to the N.C. State 28-yard line with 15 seconds remaining. Tech was whistled for holding on the next play, which forced the Hokies to try for a game-winning touchdown pass. Tech wingback David Everett was interfered with by a Wolfpack defender at the goal line and that set up the big moment for Kinzer.

Almost as dynamic was Tech's 45-20 win over Indiana of the Big Ten Conference in the 1993 Independence Bowl game.

The last minute of the first half of the Independence Bowl will be most remembered for its unbelievable action-packed ending. Virginia Tech was leading Indiana, 14-13, with only 35 seconds left until halftime. Indiana had the ball on the Tech 49-yard line, when DeWayne Knight exploded through the IU offensive line to cause a fumble. J.C. Price had his hands on the ball but could not control it.

That is when Lawrence Lewis got "the world's greatest bounce," returning the loose ball 20 yards for a touchdown to give Tech a 21-13 lead over the Hoosiers.

The Hokies, however, were not finished with their dramatics. Tech's Jeff Holland blocked a Hoosiers' field goal try with no time left in the first half and Antonio Banks settled under the ball and raced 80 yards for a score to give the Hokies a 28-13 halftime lead.

At the end of the 1994 season, the Hokies fell to a tough Tennessee team, 45-23, in a transplanted Gator Bowl contest that was held at Florida Field in Gainesville.

The high-powered Volunteer offense totaled 495 yards in the affair behind another Manning, this time Archie's son Peyton, and highly-touted tailback James (Little Man) Stewart. Stewart, Tennessee's all-time leading rusher, ran for three touchdowns and threw for another score en route to earning the game's Most Valuable Player award.

Tech's Dwayne Thomas would not be outdone, dazzling the 62,200 fans in attendance by rushing 19 times for 102 yards and one touchdown. Thomas had a 1-yard burst for a score in the second quarter and rambled 27 yards to set up Maurice DeShazo's 7-yard touchdown run in the third quarter.

Tech's 28-10 Nokia Sugar Bowl victory over Texas in 1995 stands alone as the Hokies' biggest win in football postseason play. But the Techmen always seem to find a way to create a special brand of excitement anytime they line up in a bowl game.

The 1995 Sugar Bowl was special, indeed. It was, at the time, the most prestigious bowl appearance for the Hokies and they made the most of it. Tech overcame a 10-point deficit to beat Texas and earn one of the most stirring victories in the school's athletic history.

The momentum changed dramatically when game MVP Bryan Still returned a punt 60

yards for a Tech touchdown with 2:34 left in the first half.

Tech gained a lead in the third quarter (14-10) on a 1-yard plunge by Marcus Parker. Then Still got back into the act. He hauled in a 54-yard touchdown pass from quarterback Jim Druckenmiller on a play that spelled doom for the Longhorns.

It was Tech's defense that accounted for the team's final touchdown with 5:06 left in the game. All-American Cornell Brown picked up his second sack of the game, causing a fumble. Tackle Jim Baron scooped up the ball and ran 20 yards to score.

In 1996, the Hokies played Nebraska in another Alliance bowl, the FedEx Orange Bowl. That game, too, was a pressure cooker from start to finish. Nebraska won, 41-21, but led by only three points at 24-21 late in the third quarter.

The Hokies made their second trip to the Gator Bowl following the 1997 season to face North Carolina.

The Tar Heels impressed a crowd of 54,116 at Alltel Stadium by passing for 318 yards and grinding out 124 on the ground on the way to a 42-3 victory. Tech was held to a total of 185 yards, its lowest total of the season. The Hokies' only points came on a 40-yard field goal by Shayne Graham late in the third quarter.

Tech bounced back strong in 1998 by capping a 9-3 season with an eye-opening, 38-7, victory over Alabama in the inaugural Music City Bowl in Nashville. A sellout crowd braved freezing rain and a wind chill that dipped below 15 degrees to watch Tech post its first-ever win against the Crimson Tide.

The winning margin was the largest ever in a bowl game for the Hokies, while the losing margin was the second-worst in a bowl game for the Tide. Tech clung to a 10-7 lead at halftime before pulling away in the second half behind the defensive and special teams play of bowl MVP Corey Moore. The junior defensive end forced an interception that set up a Tech touchdown midway through the third quarter. Minutes later, he blocked an Alabama punt to pave the way for another Hokie TD. Tech went on to secure the win with two more touchdowns in the fourth quarter.

In the 1999 season, after a perfect 11-0 regular season campaign, the Hokies returned to the Nokia Sugar Bowl — this

time to play for the national championship.

Tech once again put on a great show after a furious comeback led by quarterback Michael Vick. The Hokies led heavily favored Florida State heading into the fourth quarter before falling to the top-ranked Seminoles, 46-29.

For the second time in school history, the Hokies appeared in the same bowl back-to-back when they made the trip to the Gator Bowl in both 2001 and 2002.

Nearly 20,000 Hokie faithful watched Vick play his last game in a Tech uniform in the 2001 game in Jacksonville, Fla., against Clemson. Tailback Lee Suggs ran for three scores and the defense limited the Tigers to 88 yards rushing as the Hokies earned the fifth bowl win in school history. Tech capped off its 10-1 season with 41-20 victory over Clemson.

Despite André Davis' 158 receiving yards in his final game as a Hokie, Tech was unable to hold off Florida State and lost the 2002 Gator Bowl, 30-17. The senior class that joined Davis in its last game at the Gator Bowl went down as the winningest class in school history with a 39-9 record.

The Hokies took their show to the West Coast following the 2002 season and captured a win in the Diamond Walnut San Francisco Bowl. Tech's 20-13 win over Air Force gave the Hokies a 10-4 final record and marked the third time in four years that Tech had posted 10 or more victories. Tech quarterback Bryan Randall was named the game's most valuable offensive player. He completed 18-of-23 passes for 177 yards and did not have any turnovers.

Following the 2003 season, the Hokies made the trip out to Arizona, where they were downed by the California Bears, 52-49, in the 2003 Insight Bowl, which was held in front of 42,364 fans at Bank One Ballpark in Phoenix. Cal kicker Tyler Frederickson made a 35-yard field goal on the final play of the game that lifted the Bears past the Hokies. The Hokies, who were playing in their 11th-consecutive bowl game, finished the season 8-5 overall.

The loss overshadowed a brilliant game by Tech's offense. Randall had four touchdown passes and a rushing TD, accounting for five of Tech's seven scores. Keith Willis became the first Tech player ever to catch



MVP Bryan Still returned a punt 60 yards for a TD in Tech's win over Texas in the 1995 Sugar Bowl.

two touchdown passes in a bowl game, while Ernest Wilford broke Antonio Freeman's career mark for receptions. Kevin Jones, who played in his final game as a Hokie before heading to the NFL, led the Hokie rushing attack with 16 carries for 153 yards and one touchdown.

In the 2004 season, Tech capped its improbable run to the Atlantic Coast Conference title by beating Miami, which led to a berth in the Nokia Sugar Bowl for the third time. Like in 1995 and 1999, Tech fans came out in droves to support their Hokies as the game was a sell-out and resulted in an economic impact of \$209.92 million for the city and state.

Randall had a pair of touchdown passes, including an 80-yarder to freshman Josh Morgan in the final minutes, but the third-ranked Auburn Tigers held on for a 16-13 win over the Hokies in a hard-fought battle in New Orleans. Randall's final toss — the score to Morgan — broke the Tech career touchdown passing mark. The loss couldn't take away from a dream season which saw the Hokies win the ACC title in their first year in the league while posting a 10-3 mark and a final national ranking of No. 10.

Last season, the Hokies returned to Jacksonville for the Toyota Gator Bowl and once again sold its allotment of tickets as Tech maintained its reputation as a great traveling team for bowls. Although the Hokies got off to

Bowl Results

1947 Sun Bowl
Cincinnati 18, Virginia Tech 6

1966 Liberty Bowl
Miami (Fla.) 14, Virginia Tech 7

1968 Liberty Bowl
Mississippi 34, Virginia Tech 17

1980 Peach Bowl
Miami (Fla.) 20, Virginia Tech 10

1984 Independence Bowl
Air Force 23, Virginia Tech 7

1986 Peach Bowl
Virginia Tech 25, N. C. State 24

1993 Independence Bowl
Virginia Tech 45, Indiana 20

1994 Gator Bowl
Tennessee 45, Virginia Tech 23

1995 Sugar Bowl
Virginia Tech 28, Texas 10

1996 Orange Bowl
Nebraska 41, Virginia Tech 21

1998 Gator Bowl
North Carolina 42, Virginia Tech 3

1998 Music City Bowl
Virginia Tech 38, Alabama 7

2000 Sugar Bowl
Florida State 46, Virginia Tech 29

2001 Gator Bowl
Virginia Tech 41, Clemson 20

2002 Gator Bowl
Florida State 30, Virginia Tech 17

2002 San Francisco Bowl
Virginia Tech 20, Air Force 13

2003 Insight Bowl
California 52, Virginia Tech 49

2005 Sugar Bowl
Auburn 16, Virginia Tech 13

2006 Gator Bowl
Virginia Tech 35, Louisville 24

a slow start, they twice rallied from an 11-point deficit to beat Louisville, 35-24, on Jan. 2, 2006 to break a two-game bowl losing streak.

The high-powered Cardinals' offense scored on both of its first two possessions to take a 14-3 lead. But Tech cut that lead to 17-10 at the half. Louisville built the lead back to 11 at 24-13 before the Hokies scored 22 fourth-quarter points — capped by an interception return for a touchdown by linebacker James Anderson — to rally for the win. Cedric Humes was named the game's MVP after running for 113 yards and a score and the defense gave up 343 yards of total offense to finish the season ranked No. 1 in the nation in total defense.

Tech finished 11-2, winning 11 games in a season for just the third time in school history, and finished ranked seventh in both major polls.

Football Team Awards

Men Who Have Led the Hokies Under Coach Beamer

Most Valuable Player

1989.....Scott Hill, Randy Cockrell
1990.....Jimmy Whitten, Will Furrer
1991.....Phil Bryant
1992.....Jerome Preston
1993.....Maurice DeShazo
1994.....Cornell Brown
1995.....Cornell Brown
1996.....Jim Druckenmiller
1997.....Al Clark, Marcus Parker
1998.....Corey Moore, Al Clark
1999.....Michael Vick
2000.....Lee Suggs
2001.....Ben Taylor
2002.....Lee Suggs
2003.....Kevin Jones
2004.....Bryan Randall
2005.....Darryl Tapp

Outstanding Senior

1989.....Sean Lucas
1990.....Darwin Herdman
1991.....Greg Daniels
1992.....Mark Poindexter
1993.....Steve Sanders
1994.....Kevin Martin
1995.....Bryan Still
1996.....Waverly Jackson,
Bryan Jennings
1997.....Michael Stuewe
1998.....Loren Johnson
1999.....Carl Bradley
2000.....Cory Bird
2001.....Browning Wynn
2002.....Lee Suggs
2003.....Nathaniel Adibi, Jake Grove
2004.....Richard Johnson
2005.....Jeff King, Darryl Tapp

Outstanding Defensive Lineman

1989.....Scott Hill
1990.....Jimmy Whitten
1991.....Wooster Pack
1992.....Jerome Preston
1993.....J.C. Price
1994.....Cornell Brown
1995.....J.C. Price
1996.....Cornell Brown
1997.....Kerwin Hairston
1998.....John Engelberger
1999.....Corey Moore
2000.....David Pugh
2001.....David Pugh
2002.....Nathaniel Adibi
2003.....Nathaniel Adibi
2004.....Jim Davis
2005.....Jonathan Lewis

Outstanding Linebacker

1989.....Randy Cockrell
1990.....Archie Hopkins
1991.....P.J. Preston
1992.....Ken Brown
1993.....Ken Brown
1994.....George DelRicco
1995.....George DelRicco
1996.....Myron Newsome
1997.....Steve Tate
1998.....Jamel Smith
1999.....Jamel Smith
2000.....Ben Taylor
2001.....Ben Taylor
2002.....Mikal Baaqee
2003.....Vegas Robinson
2004.....Mikal Baaqee
2005.....Vince Hall

Outstanding Defensive Back

1989.....Damien Russell
1990.....Damien Russell
1991.....Damien Russell
1992.....Tyronne Drakeford
1993.....Scott Jones
1994.....William Yarborough
1995.....William Yarborough
1996.....Torrian Gray
1997.....Pierson Prioleau
1998.....Pierson Prioleau
1999.....Anthony Midget
2000.....Ronyell Whitaker
2001.....Ronyell Whitaker
Willie Pile, Kevin McCadam
2002.....Willie Pile
2003.....Michael Crawford
2004.....Vincent Fuller,
Eric Green, Jimmy Williams
2005.....Jimmy Williams

Outstanding Specialist

1989.....Mickey Thomas
1990.....Chris Baucia, Marcus Mickel
1991.....Bo Campbell
1992.....James Depoy, Brian Reaves
1993.....Robbie Colley
1994.....Robbie Colley
1995.....Atle Larsen
1996.....Shawn Scales
1997.....Shayne Graham
1998.....Jimmy Kibble
1999.....Shayne Graham
2000.....Carter Warley
2001.....Wayne Ward
2002.....Vinnie Burns
2003.....James Anderson, Vinnie Burns
2004.....Vinnie Burns
2005.....Bandon Pace, Nic Schmitt

Outstanding Offensive Lineman

1989.....Eugene Chung
1990.....Eugene Chung
1991.....Eugene Chung
1992.....Jim Pyne
1993.....Jim Pyne
1994.....Jay Hagood, Chris Malone
1995.....Billy Conaty
1996.....Billy Conaty
1997.....Gennaro DiNapoli
1998.....Derek Smith
1999.....Keith Short
2000.....Matt Lehr
2001.....Matt Wincek, Steve DeMasi
2002.....Jake Grove
2003.....Jake Grove
2004.....Will Montgomery
2005.....Jimmy Martin

Outstanding Offensive Back

1989.....Vaughn Hebron
1990.....Vaughn Hebron, Phil Bryant
1991.....Phil Bryant
1992.....Tony Kennedy
1993.....Dwayne Thomas
1994.....Dwayne Thomas
1995.....Dwayne Thomas
1996.....Ken Oxendine, Brian Edmonds
1997.....Ken Oxendine
1998.....Shyrone Stith
1999.....Shyrone Stith
2000.....Lee Suggs
2001.....Jarrett Ferguson
2002.....Lee Suggs
2003.....Kevin Jones
2004.....Bryan Randall
2005.....Cedric Humes, Marcus Vick

Outstanding Receiver

1989.....Myron Richardson
1990.....Nick Cullen
1991.....Bo Campbell
1992.....Antonio Freeman
1993.....Antonio Freeman
1994.....Bryan Still
1995.....Jermaine Holmes
1996.....Bryan Jennings
1997.....Shawn Scales
1998.....Ricky Hall
1999.....André Davis
2000.....Emmett Johnson
2001.....André Davis
2002.....Ernest Wilford
2003.....Ernest Wilford
2004.....Jeff King
2005.....Jeff King

Blacksburg Sports Club

Paul Frederick Cobb Award

This award is given in memory of former Tech player Freddie Cobb, who was awarded the Navy Cross for heroism in Vietnam. It goes to the most spirited player.

1993.....Jim Petrovich
1994.....William Ferrell
1995.....Lawrence Lewis, Jim Baron
1996.....Shaine Miles
1997.....Danny Wheel
1998.....Tyron Edmond
1999.....Jimmy Kibble
2000.....Tee Butler, Benny Wolfe
2001.....Brian Welch
2002.....Ronyell Whitaker
2003.....Steve Canter
2004.....James Griffin
2005.....Jason Murphy

John William Schneider Award

This is given in memory of former player William Schneider, who was killed in an automobile crash. It goes to a player who excels in athletics, scholarship and leadership.

1989.....Rich Fox
1990.....Lamar Smith
1991.....Will Furrer
1992.....Kirk Alexander
1993.....Marcus McClung
1994.....Chris Peduzzi
1995.....Chris Malone, Jeff Holland
1996.....Brandon Semones
1997.....Korey Irby
1998.....Ken Handy
1999.....Greg Shockley, Steven Hunt
2000.....Dave Kadela
2001.....Bob Slowikowski
2002.....Willie Pile
2003.....Keith Willis
2004.....Kevin Lewis
2005.....James Anderson

Lawrence R. White Award

This award is given in honor of the late Lawrence White, a former Tech linebacker who excelled in the weight room and was a positive role model for all Tech football players. It is given to the team's most outstanding strength and conditioning athlete.

1997.....Todd Washington
1998.....Dwight Vick

1999.....Michael Hawkes
2000.....Josh Redding
2001.....Larry Austin
2002.....Anthony Davis
2003.....Cols Colas
2004.....Brandon Manning
2005.....Will Montgomery

Wes Worsham Award

Named for long-time Tech supporter Wes Worsham, this award is given to a player who exceeds expectations and surprises everyone with his performance.

1997.....Brad Baylor
1998.....Ryan Smith
1999.....Tim Schneckner
2000.....Josh Redding
2001.....Dan Wilkinson
2002.....Lamar Cobb
2003.....Chris Shreve, Garnell Wilds
2004.....Jon Dunn
2005.....Tim Sandidge

Edward G. Ferrell Award

This award is given in honor of the late Eddie Ferrell, whose hard work, sense of humor, devotion and unselfishness touched thousands of athletes during his 28-year career as a trainer at Tech. It is given to the player who best exemplifies hard work and unselfishness.

1998.....Lamont Pegues,
Angelo Harrison
1999.....Nathaniel Williams
2000.....Anthony Lambo
2001.....Chad Beasley
2002.....Luke Owens
2003.....Doug Eastlick
2004.....Jason Lallis
2005.....Justin Hamilton

Williams-Moss Award

Named in honor of John E. Williams, a former Dean of the College, and Joseph S. Moss, a former player and coach at Tech. The award goes to the player who demonstrates the highest quality of leadership and character.

1999.....Chris Cyrus
2000.....Nick Sorensen
2001.....Jarrett Ferguson
2002.....Billy Hardee
2003.....Jacob Gibson
2004.....Mike Daniels
2005.....Jordan Trott, Blake Warren

Paul Torgersen Award

Given in honor of former Tech President Paul Torgersen who has served the university with distinction for three decades in a variety of capacities. The award goes to a player who shows a commitment to hard work and great effort every time he takes the field.

1999.....John Engelberger
2000.....Cullen Hawkins
2001.....Jake Houseright
2002.....Shawn Witten
2003.....Ernest Wilford
2004.....James Miller
2005.....Mike Imoh