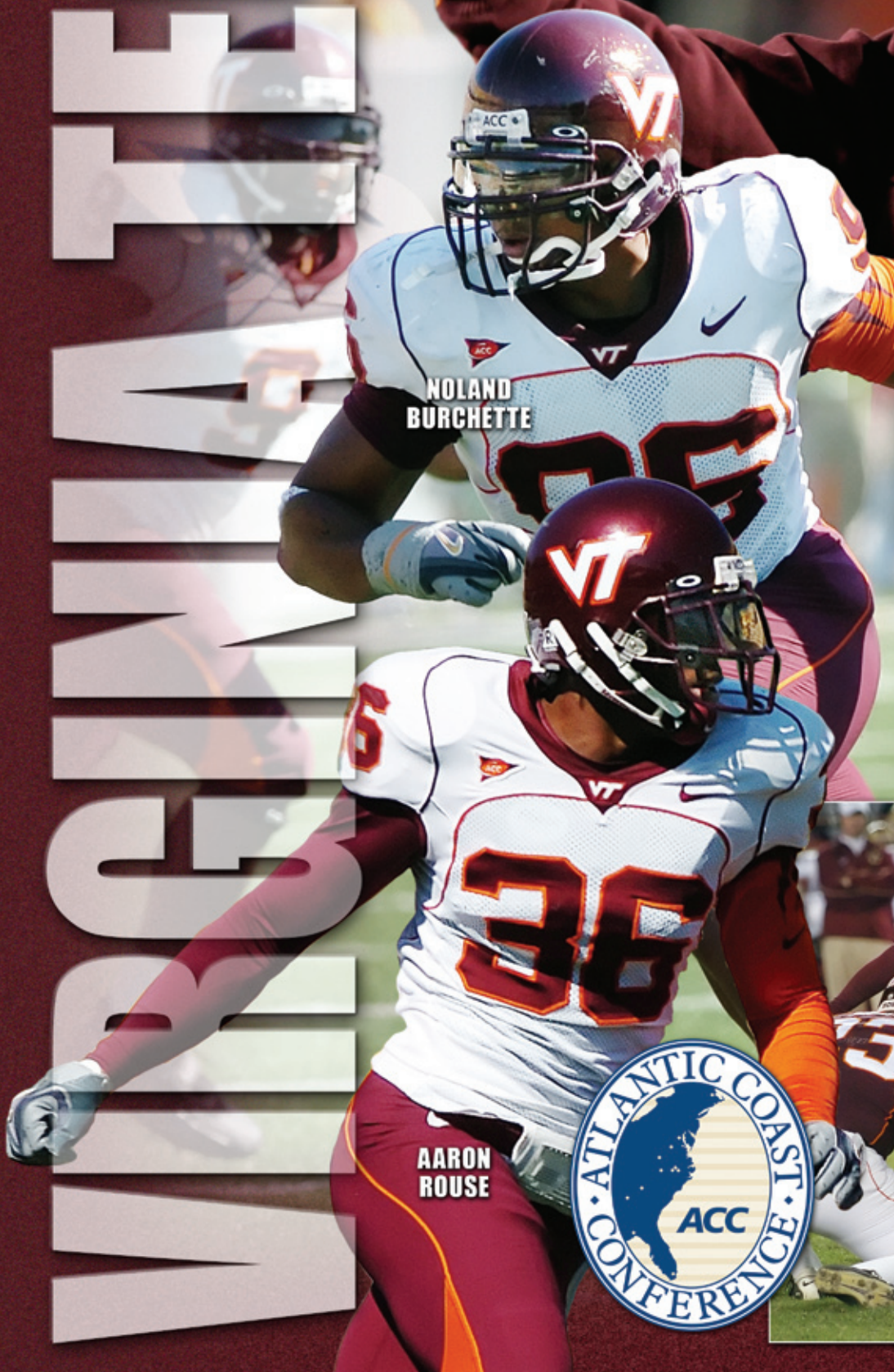


# FOOTBALL 2006

W  
A  
S  
H  
I  
N  
G  
T  
O  
N  
I  
A  
N  
S  
T  
A  
T  
E  
U  
N  
I  
V  
E  
R  
S  
I  
T  
Y




**COACH  
FRANK BEAMER**



**NOLAND  
BURCHETTE**

**AARON  
ROUSE**



**NIC  
SCHMITT**






**BRANDON  
PACE**



Virginia Tech continues to develop talented players who go on to succeed at the next level. This year, nine Hokies were drafted, joining 56 others who have been drafted under Coach Frank Beamer. Overall, more than 130 of his former Tech players have signed contracts with the NFL.



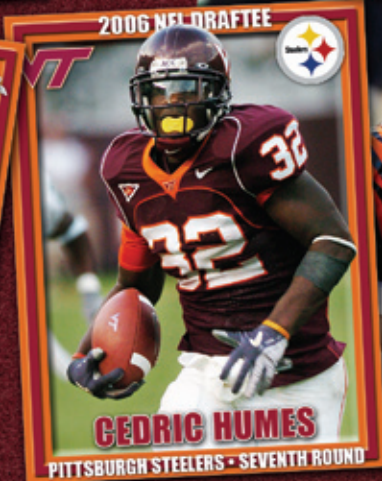
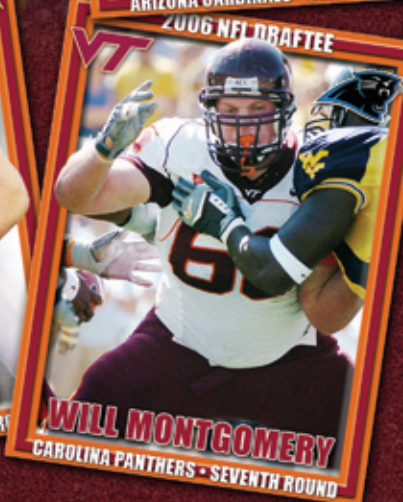
**MICHAEL VICK**  
2006 PRO BOWL



**DeANGELO HALL**  
2006 PRO BOWL



**SHAYNE GRAHAM**  
2006 PRO BOWL



# FOOTBALL 2006

W  
I  
L  
D  
C  
A  
T  
S



*Coach Frank Beamer leads the Hokies into Lane Stadium.*

## 2006 Quick Facts

**Location:** Blacksburg, Va.  
**Founded:** 1872  
**Enrollment:** 28,000  
**President:** Dr. Charles W. Steger  
**Athletic Director:** Jim Weaver  
**Office Phone:** (540) 231-3977  
**Faculty Chairman of Athletics:** Dr. Larry Killough  
**Ticket Manager:** Sandy Smith  
**Office Phone:** (540) 231-6731  
**Nickname:** Hokies  
**Colors:** Chicago maroon and burnt orange  
**Conference:** Atlantic Coast (Coastal Division)  
**Football Began:** 1892  
**All-Time Football Record:** 627-415-46 (112 seasons)  
**Stadium:** Lane Stadium/Worsham Field  
**Capacity:** 66,233  
**Turf:** natural grass (Patriot Bermuda)  
**Head Coach:** Frank Beamer (Virginia Tech, '69)  
**Best Time To Contact:** Through SID Office  
**Record at VT:** 146-79-2 (19 years)  
**Overall Record:** 188-102-4 (25 years)  
**2005 Record:** 11-2 (inc. Gator Bowl win over Louisville)  
**Final Ranking:** 7th (AP and Coaches)  
**Conference Record (Finish):** 7-1 (ACC Coastal Div. champion)  
**Offensive System:** Multiple  
**Defensive System:** 4-3  
**Lettermen Returning:** 37 (13 off., 20 def., 4 spec.)  
**Lettermen Lost:** 22 (13 off., 8 def., 1 spec.)  
**Starters Returning:** 9 (4 off., 5 def.)  
**Starters Lost:** 13 (7 off., 6 def.)

## 2006 Schedule

| Day   | Date     | Opponent             | Location             | TV         |
|-------|----------|----------------------|----------------------|------------|
| Sat.  | Sept. 2  | <b>NORTHEASTERN</b>  | Blacksburg, Va.      |            |
| Sat.  | Sept. 9  | at North Carolina*   | Chapel Hill, N.C.    | ESPN       |
| Sat.  | Sept. 16 | <b>DUKE*</b>         | Blacksburg, Va.      | LFS/Raycom |
| Sat.  | Sept. 23 | <b>CINCINNATI</b>    | Blacksburg, Va.      |            |
| Sat.  | Sept. 30 | <b>GEORGIA TECH*</b> | Blacksburg, Va.      |            |
| Thur. | Oct. 12  | at Boston College*   | Chestnut Hill, Mass. | ESPN       |
| Sat.  | Oct. 21  | <b>SOUTHERN MISS</b> | Blacksburg, Va.      |            |
| Thur. | Oct. 26  | <b>CLEMSON*</b>      | Blacksburg, Va.      | ESPN       |
| Sat.  | Nov. 4   | at Miami*            | Miami, Fla.          |            |
| Sat.  | Nov. 11  | <b>KENT STATE</b>    | Blacksburg, Va.      |            |
| Sat.  | Nov. 18  | at Wake Forest*      | Winston-Salem, N.C.  |            |
| Sat.  | Nov. 25  | <b>VIRGINIA*</b>     | Blacksburg, Va.      |            |
| Sat.  | Dec. 2   | ACC Championship†    | Jacksonville, Fla.   |            |

\*ACC game Home games in **BOLD CAPS** Times & TV to be announced  
 †champions of the Atlantic and Coastal Divisions



# Contents and Credits

2006 Schedule, Quick Facts..... 1

## A Success Story

*A Look at the ACC Coastal Division and 2006 Gator Bowl champions, as well as some of the factors that come together to facilitate the success of Virginia Tech Football.....* 3-14

## 2006 Outlook

2006 Outlook ..... 16-23  
Rosters..... 24-25  
Recruiting Class ..... 25  
Lettermen/Returning Starters ..... 26  
Depth Chart ..... 26

## Meet the Coaches

Frank Beamer ..... 28-33  
BeamerBall ..... 32  
Assistant Coaches ..... 34-46  
Associate Athletics Director John Ballein ..... 47  
Football Support Staff ..... 48

## Meet the Hokies

Player Profiles ..... 50-94  
Pronunciation Guide ..... 50  
Hokie Newcomers ..... 95-97  
Tech's Walk-on Program..... 98

## Support Services

Academic Support Services ..... 100-102  
Student Life ..... 103-104  
Athletic Performance  
    Strength & Conditioning ..... 105-108  
    Sport Psychology ..... 109  
    Sports Nutrition ..... 110  
Sports Medicine ..... 111-113  
Videography Department ..... 114-115  
Radio Network, ISP ..... 116-117  
Tech's Web site: hokiesports.com ..... 118  
hokiesports the newspaper ..... 118  
Athletic Fund (Hokie Club) ..... 119  
Monogram Club..... 119  
NCAA Compliance..... 120

## Facilities

Lane Stadium/Worsham Field ..... 122-124  
Lane Stadium Series ..... 124  
Lane Stadium Records..... 125  
Hokie Football Facilities..... 126-129  
Tech's Building Boom ..... 130

## 2005 Season Review

Season in Review ..... 132-133  
2005 Start Chart ..... 132  
Tech in the 2005 NCAA Rankings ..... 133  
Game-by-Game Box Scores..... 134-136  
Gator Bowl Story and Box Score ..... 137  
2005 Statistics ..... 138-139  
2005 Superlatives ..... 140

## The ACC & Opponents

ACC/Opponents Composite Schedule..... 142  
Virginia Tech Travel Headquarters ..... 142  
The Atlantic Coast Conference..... 143-144  
ACC Team Rankings ..... 145  
ACC Individual Honors ..... 145  
ACC 2005 Statistics ..... 146-147  
Opponents' Quick Facts & Media Info ..... 148  
Series vs. 2006 Opponents..... 149  
2006-2007 Bowl Information ..... 150

## History & The Record Book

Scoring ..... 152-153  
Tech's NCAA Marks..... 153  
Rushing..... 154-155  
Passing ..... 156  
Pass Receiving..... 157  
Total Offense..... 158  
Interceptions ..... 159  
Punt Returns ..... 160  
Kickoff Returns ..... 161  
Punting & Place-kickers ..... 162  
Team Defense ..... 163  
Individual Records ..... 164  
Team Records ..... 165  
Season Records..... 166-167  
Miscellaneous Records ..... 167  
Last Time/Longest Yards ..... 168  
Tech's National Award Winners ..... 169  
Tech's All-Americans ..... 170-171  
Retired Numbers & Jerseys ..... 172  
Year-by-Year Scores ..... 173-179  
Tech Coaching Records..... 179  
Tech and the AP Rankings ..... 180  
Record vs. All Opponents..... 181  
Tech's Bowl History ..... 182-183  
Football Team Awards ..... 184

## Hokies in the Pros

Hokies in the Pros..... 186-190  
Tech Players in the NFL Draft ..... 191  
Superbowl/Pro Bowl Hokies ..... 192

## The University

This Is Virginia Tech ..... 194-196  
Town of Blacksburg ..... 197  
President Charles Steger..... 198  
Director of Athletics Jim Weaver..... 198  
Athletics Management Staff ..... 199  
Athletics Staff Directory..... 200

## Media Information

Media Information ..... 202-206  
Tech Sports Information Staff ..... 203  
Driving Directions ..... 204  
Campus Map ..... 206  
Media Outlets ..... 207  
Hokie Spirit ..... 208

## What Is a Hokie?

That's a frequently asked question in Virginia Tech athletics, and the answer leads all the way back to 1896 when Virginia Agricultural and Mechanical College changed its name to Virginia Polytechnic Institute. With the change came the necessity for writing a new cheer, and a contest for that purpose was held by the student body. Senior O.M. Stull won first prize for his "Hokie" yell which is still used today. Later, when asked if "Hokie" had any special meaning, Stull explained the word was solely the product of his imagination and was used only as an attention-getter for his yell. It soon became a nickname for all Virginia Tech teams and those people loyal to Tech athletics. The official school colors — Chicago maroon and burnt orange — also were introduced in 1896. They were chosen because they made a "unique combination" not worn elsewhere at the time.



*The HokieBird — Tech's lovable mascot*

### Editor

Dave Smith

### Contributing Editor

Bryan Johnston

### Design/Production

#### Coordinator

Anne Panella

### Design/Photo Coordinator

David Knachel

### Contributors

Larry Hincker of the University Relations Office, Charlie Stott of the President's Office, Brent Hager, Mike Cummings, Brooke Frederickson, James Brooks, Jimmy Robertson, Bill Roth, Damian Salas, Donna Smith, Brian Schamus, Pamela Linkous, Ed Moore, Doug Kern

### Printing

Southern Printing Company  
Blacksburg, Va.

### Photo Credits

Pictures on the covers of this year's Virginia Tech Football Media Guide were taken by David Knachel, Tech assistant sports information director, Woody Veasey, Lee Coleman, Damian Salas and Tyler Henderson. The NFL photos were by various photographers.

Knachel provided most of the photographs inside the book with special assistance from Veasey, Coleman and Henderson. Other photographic contributors include Wire Image, Gene Dalton, John Cook, Jack Gaking and Wayne Scarberry of *The Roanoke Times*, Bill Setliff, Jim Baninger, Jim Hudelson, Greg L'Heureux, David Silverman, Tom Wolf, Robert L. Smith, Bryan Johnston, Damian Salas, Scott Cunningham, Dan Grogan, J.C. Ridley, Frank DiBrango, Harry Scull, Jr., NFL Communications and the photographers of Virginia Tech Visual Communications. Special thanks to Jane Talbot of the University Photo Lab.

*Virginia Tech does not discriminate against employees, students, or applicants on the basis of race, sex, disability, age, veteran status, national origin, sexual orientation, or political affiliation. Anyone having questions concerning discrimination should contact the Equal Employment Affirmative Action Office, 336 Burruss Hall, Blacksburg, VA, 24061-0216 or call (540) 231-7500*


# VIRGINIA TECH



*Sugar Bowl*



Heading into his 20th year at the helm for the Hokies, back-to-back ACC Coach of the Year Frank Beamer is poised to continue the success that has earned Tech 13 straight bowls



# 2006 FOOTBALL

# VIRGINIA TECH FOOTBALL: A SUCCESS STORY

The Hokies haven't missed a beat since stepping into the Atlantic Coast Conference two seasons ago, winning the league title in 2004 and claiming the Coastal Division crown in 2005

*Vince Hall scores on an interception return in Tech's 30-10 win over then-No. 13 Boston College last year. The Hokies have scored 65 touchdowns on defense under Coach Frank Beamer.*



*Coach Frank Beamer thanks the Hokie fans after Tech's 34-17 win at West Virginia. That turned out to be the Mountaineers' only defeat last year.*

*Virginia Tech has led the ACC in scoring defense each of its two years in the league, and led the nation in total defense in 2005.*



*Branden Ore and Jesse Allen celebrate a touchdown in Tech's 52-14 win at Virginia last year. The Hokies are undefeated in road contests during their two seasons in the ACC.*

*Virginia Tech won the Coastal Division in 2005 and played in the inaugural ACC Championship game.*



*The Hokies won the 2006 Toyota Gator Bowl, coming from behind to beat Louisville, 35-24. The bowl appearance was the 13th in a row for Tech.*

# VIRGINIA TECH: INVENT THE FUTURE

The university provides excellent academic opportunities and is a great place to learn and grow



*The west side expansion of Lane Stadium is the new home of Student Athlete Academic Support Services.*



*Student Athlete Academic Support Services provides Hokies what they need to be successful in the classroom. Tech was honored by the American Football Coaches Association for having a graduation rate of more than 70-percent last year.*



## Excellence ... On and Off the Field

Virginia Tech takes great pride in the academic achievements of its student-athletes, and André Davis and Bryan Randall serve as great role models.


Randall (*right*) excelled as a record-breaking All-ACC quarterback and the ACC Player of the Year, but also got it done in the classroom. He was named to The National Football Foundation Scholar-Athlete Class of 2004 and received the Coach Eddie Robinson Scholar-Athlete Award.

Randall, who won the Dudley Award as the state's top player, graduated with a degree in sociology in three years and spent his final season working toward a graduate degree while leading the Hokies to the ACC title.



Though honored as an All-BIG EAST wide receiver and All-America punt returner, Davis collected most of his accolades for his academic achievements. He accepted the NCAA's Top VIII Award, which recognizes the student-athlete for athletics, academic achievement, character and leadership. Davis went to the NCAA Honors Dinner held in Indianapolis (*left*) and was chosen by the other seven winners to speak to the audience on their behalf.

He earned an \$18,000 postgraduate scholarship which is handed out by the National Football Foundation to all 16 winners. Davis, a four-time member of the All-BIG EAST football academic team, was drafted in the second round of the NFL Draft by the Cleveland Browns in 2002.



Of the teams that finished in the Top 10 of the final USA Today/ESPN Coaches' Poll last season, Virginia Tech was ranked second in football player graduation rate



The beautiful Virginia Tech campus, set in the classic college town of Blacksburg, is a great place to get an education.



# LANE STADIUM/ WORSHAM FIELD

Last year, rivals.com ranked Virginia Tech's Lane Stadium as the top home field advantage in Division I-A football. According to the site, "Lane Stadium in Blacksburg, Va., doesn't blow people away by the brute strength of a massive stadium, but with knowledgeable fans that always reach a frenzied pitch at the right time, the Hokies make the most of their numbers."

*The spirit and excitement in Lane Stadium on a fall day or night is second to none.*

"Lane Stadium: Loud and nasty ... the place sizzles. I think this is one of the more underrated places in the country."  
— Bruce Feldman, ESPN.com



*The new configuration of Lane Stadium increases the capacity to 66,233.*



**“Their fans, when you break the huddle offensively, are just boisterous. Boisterous until the ball is snapped. They are very, very, very loud, and they stay that way for 60 minutes. That was really impressive.”**

**— NC State coach Chuck Amato**



*Tech fans are known as some of the most loyal and frenetic in the nation.*

# TECH IN THE SPOTLIGHT

The Hokies have routinely been at the top of the charts on the way to winning an ACC Championship, going to 13 straight bowl games, earning high national rankings every season and appearing in the national championship game

## TOP 25

Virginia Tech has been a regular in the national polls, winning an average of 9.38 games per year during the current streak of 13 bowl games in a row.

The Hokies have been ranked 10th or higher in 11 of the past 13 seasons, finished in the Top 25 during 11 of those seasons, have been in the final Top 10 four times, and finished No. 2 in 1999

Virginia Tech is one of just four schools to go to bowl games in each of the past 13 seasons, joining Florida, Florida State and Michigan.

More details on Virginia Tech and the national rankings can be found on page 180.

**No. 20**  
(Coaches)

This graph represents the highest ranking the Hokies achieved in each of the past 13 seasons.

**No. 10**  
(Coaches)

*Cornell Brown was named National Defensive Player of the Year by the Football News following the 1995 season.*

**No. 9**  
(Coaches)

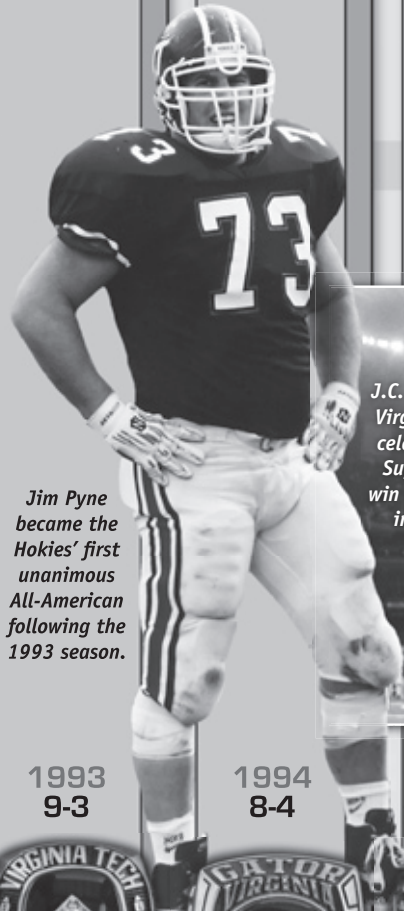
*The Hokies won the Lambert Trophy, signifying Eastern football supremacy, in 1995 and again in 1999.*

**No. 9**  
(Coaches)

**No. 12**  
(Coaches)

## Tech on Television

Overall Television Record..... 109-56 ..... .661  
 Last Seven Seasons ..... 60-20 ..... .750  
 Under Coach Beamer..... 95-44 ..... .683  
 Home Television Record ..... 57-18 ..... .760  
 On ESPN/ESPN2 ..... 47-14 ..... .770



*Jim Pyne became the Hokies' first unanimous All-American following the 1993 season.*



*J.C. Price and Virginia Tech celebrated a Sugar Bowl win over Texas in 1995.*

*Keion Carpenter's blocked punt helped Tech get a bowl win over Alabama in 1998.*



**1993**  
**9-3**

**INDEPENDENCE BOWL**

**1994**  
**8-4**

**GATOR BOWL**

**1995**  
**10-2**

**SUGAR BOWL**

**1996**  
**10-2**

**ORANGE BOWL**

**1997**  
**7-5**

**GATOR BOWL**

**1998**  
**9-3**

**MUSIC CITY BOWL**

**No. 2**  
[AP & Coaches]

**No. 2**  
[AP & Coaches]

**No. 4**  
[Coaches]


**No. 3**  
[AP & Coaches]

**No. 3**  
[AP & Coaches]

**No. 9**  
[AP & Coaches]

**No. 3**  
[AP & Coaches]

*Michael Vick captivated the nation, leading the Hokies to the national title game in 1999.*



*ESPN's GameDay has visited Tech five times over the past seven seasons.*



*Tech joined the Atlantic Coast Conference for the 2004 season and hit the jackpot, winning the ACC title in its inaugural season in the league and going to the Sugar Bowl.*


*Corey Moore won the Lombardi and Nagurski awards in '99.*



*Jake Grove won the Rimington Trophy in 2003 as the nation's best center.*



*The Hokies were crowned Gator Bowl Champions following the 2005 season.*



1999  
11-1

2000  
11-1

2001  
8-4

2002  
10-4

2003  
8-5

2004  
10-3

2005  
11-2



SUGAR BOWL



GATOR BOWL



GATOR BOWL



SAN FRANCISCO BOWL



INSIGHT BOWL



SUGAR BOWL



GATOR BOWL

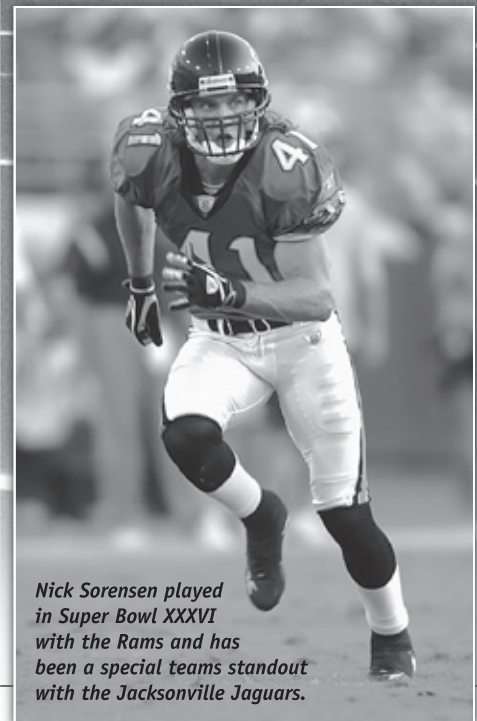
# FROM TECH TO THE NFL

Virginia Tech has proven to be a great place to develop the strength and skills necessary to play at the next level

“It’s always great to have those (Virginia Tech) guys on the team. The recruiters go to Virginia Tech and they see how hard the guys work. There are a bunch of good guys who come out of that program.”  
— Michael Vick




Former Tech players meeting on the field at NFL games — like Shayne Graham, Kevin McCadam, Keion Carpenter and Michael Vick did at a Carolina-Atlanta game a few years ago — is a common occurrence. This summer, the Panthers and Falcons had a combined 12 ex-Hokies in their camps.



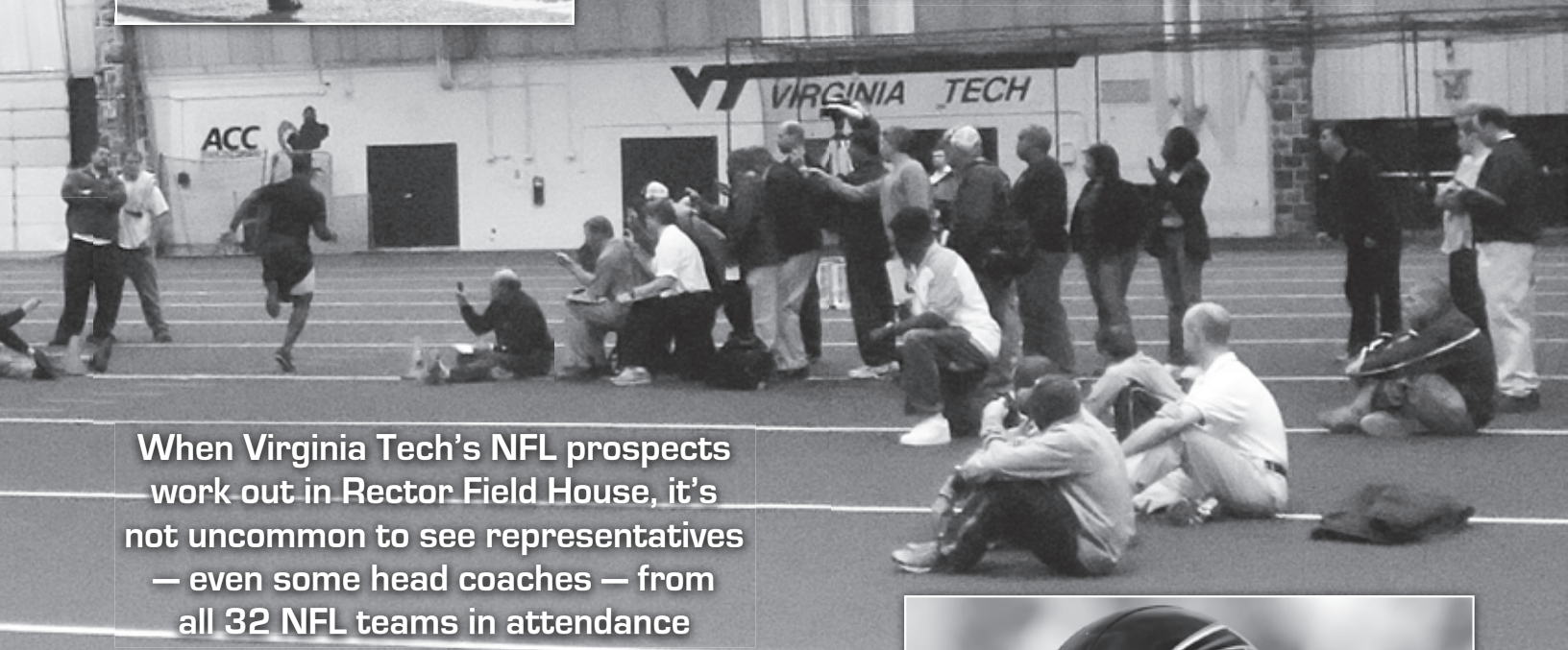
Nick Sorensen played in Super Bowl XXXVI with the Rams and has been a special teams standout with the Jacksonville Jaguars.



*Ernest Wilford went from catching passes for the Hokies to making game-winning TD catches for the Jacksonville Jaguars as a rookie in the NFL in 2004.*



*John Engelberger went from a walk-on to a long and prosperous career in the NFL thanks in part to the Virginia Tech coaching staff and the Hokies' strength and conditioning program.*



**When Virginia Tech's NFL prospects work out in Rector Field House, it's not uncommon to see representatives — even some head coaches — from all 32 NFL teams in attendance**

*NFL stars like Kevin Jones come back to Virginia Tech to catch their Hokies in action.*



*DeAngelo Hall made the Pro Bowl last season, his second year in the NFL with the Atlanta Falcons.*

# A BRIGHT FUTURE

Victor Harris is one of the young Hokies who should help Virginia Tech maintain its place among the college football elite.


Virginia Tech will continue its success by recruiting young men who are great people, great students and great athletes — and who are committed to working hard to be the very best

## Sneak Preview

- **Virginia Tech:** Ranked 20th nationally and picked second in the Coastal Division by *Lindy's*; Linebacking corps rated No. 3 in the country (tops in ACC) and the wide receivers ranked No. 8 group in the country (tops in the ACC) by *Lindy's*; Ranked 21st nationally and second in the Coastal Division in *Athlon's* preseason edition; Tech's defensive backfield is ranked tops in the ACC by *Athlon*; Special teams ranked No. 1 in the ACC by *Lindy's*.
- **Xavier Adibi:** Bednarik Award Watch List; Rated the No. 19 outside linebacker in the country and second-team All-ACC by *Lindy's*; Named second-team All-ACC by *The Sporting News*.
- **Chris Ellis:** Rated the No. 18 defensive end in the country by *Lindy's* and the No. 19 defensive end in the nation by *The Sporting News*; Named first-team All-ACC in *Lindy's* and *Athlon's* preseason editions; A preseason All-ACC selection by *Blue Ribbon College Football Yearbook*; Named second-team All-ACC by *The Sporting News*.
- **Vince Hall:** Bronko Nagurski Award Watch List; Lott Trophy Watch List; Bednarik Award Watch List; Rated the No. 3 outside linebacker in the country by *Lindy's*; Ranked the No. 5 inside linebacker in the country by *The Sporting News*; Named second-team All-America and first-team All-ACC by both *Lindy's* and *Athlon's* preseason edition; A preseason All-ACC selection by both *The Sporting News* and *Blue Ribbon College Football Yearbook*.
- **Brandon Pace:** Named second-team All-ACC in *Athlon's* preseason edition; Rated the No. 10 kicker in the country by *Lindy's* and the No. 13 kicker in the nation by *The Sporting News*; Named second-team All-ACC by *The Sporting News*.
- **Aaron Rouse:** Ranked the No. 3 strong safety in the country and first-team All-ACC by *The Sporting News*; Named third-team All-ACC in *Athlon's* preseason edition.
- **Nic Schmitt:** Named a preseason All-American by *Playboy*; Named second-team All-ACC in *Athlon's* preseason edition; Rated the No. 5 punter in the country by *Lindy's* and the No. 15 punter in the country by *The Sporting News*; Named second-team All-ACC in *Lindy's* and *The Sporting News'* preseason edition.
- Also earning preseason All-ACC second- and third-team honors are: OT Duane Brown, TB Branden Ore, CB Roland Minor and WR Eddie Royal. Additionally, freshman guard Sergio Render has been named the Offensive Newcomer of the Year by *The Sporting News*.



# POST GAME PREP WORK



*David  
Clowney*



*Cary  
Wade*

The Hokies are excited to get the season underway and begin the quest for the program's 14th straight bowl

# 2006 OUTLOOK

# The 2006 Season Outlook

## A Quick Glance

Virginia Tech returns just nine starters — five on defense and four on offense — from a team that finished 11-2, ranked No. 7 in both national polls, earned the ACC Coastal Division championship and won the Gator Bowl in the program's 13th-straight bowl appearance.

Gone from last year's team are a number of key figures, including first-team All-ACC picks Jimmy Williams (cb), Darryl Tapp (de), Marcus Vick (qb), Will Montgomery (c) and Jason Murphy (og). Second-team all-conference picks Jonathan Lewis (dt), Jeff King (te) and Jimmy Martin (ot) are also gone, along with linebacker James Anderson, safety Justin Hamilton, defensive tackle Tim Sandidge and tailback Cedric Humes. All 12 of those players began the summer in NFL camps.

## Work To Be Done

When preseason practice opens, the key goals for head coach Frank Beamer and his staff will include naming a starting quarterback as quickly as possible, settling on a tight end and developing depth along the offensive and defensive lines and at linebacker.

There are still some decisions to be made on the offensive line, where plenty of attention will be paid to the progress of true freshmen **Sergio Render** and **Aaron Brown**, redshirt sophomore **Nick Marshman**, redshirt junior **Matt Welsh** and senior **Brandon Gore**. Gore suffered a broken ankle in the Florida State game and missed spring practice.

Key names in the efforts to add depth up front on defense will be redshirt freshman tackles **Cordarrow Thompson** and **Hivera Green**, and redshirt freshman end **William Wall**. It is quite possible that an incoming freshman could end up in the mix, especially at end.

The youngest position on the young offense is tight end. The loss of veteran John Kinzer to medical issues left the Hokies without a single down of experience. Redshirt freshmen **Sam Wheeler**, **Ed Wang** and **Greg Boone** will be battling for the top spot during the preseason, with at least one incoming freshman likely to join in.

Tech's linebacker corps has been ranked the third best in the nation by *Lindy's* on the strength of returning starters **Vince Hall** and **Xavier Adibi**. To live up to that billing, however, the Hokies are also going to need continued progress from junior **Brett Warren** and redshirt sophomore **Purnell Sturdivant**.

## The QB Plan

Coming out of spring practice, redshirt sophomore **Sean Glennon** is No. 1 on the depth chart at quarterback, followed by redshirt sophomore **Cory Holt** at No. 2 and redshirt freshmen **Ike Whitaker** and **Greg Boone** at No. 3 and No. 4, respectively.

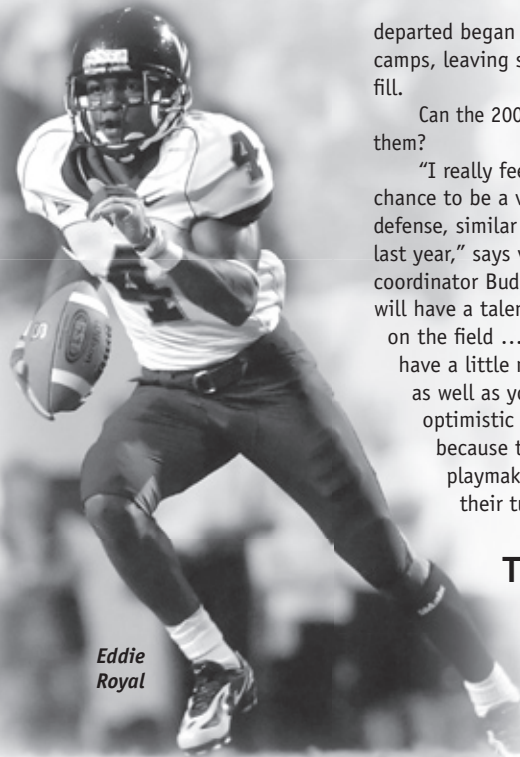
"Now we need to see what happens over the summer," says head coach Frank Beamer. "That is probably going to affect our thinking going into the fall. Then, very quickly, I'd like to name a starting quarterback so we have a direction. That's our plan right now."

The quarterback position might lack experience, but not ability.

"I thought we made tremendous improvement over the course of the spring," says new quarterbacks coach Mike O'Cain. "I was particularly pleased with Sean and Cory. I think both of them



D.J. Parker



Eddie Royal

can lead this football team and I think we can win with both of them."

Whitaker, who missed valuable learning time in the spring due to a suspension, has ground to make up, but will be given a shot to show what he can do. Boone, for the time being, will move to tight end, where he could contribute this fall.

## Catching Up

The Hokies' receiving corps has been ranked the eighth-best in the D-IA ranks by *Lindy's*, which bases the rating on Tech's quality depth at the position. Five experienced receivers return in senior **David Clowney** and juniors **Eddie Royal**, **Josh Morgan**, **Justin Harper** and **Josh Hyman**.

Over the past two seasons, those five receivers have combined for 213 catches for 3,551 yards and 24 touchdowns. Their combined yards per catch average is 16.7 yards.

## Tough Act To Follow

Virginia Tech's 2005 defensive unit finished No. 1 in the nation in total defense and was ranked among the top three teams in three other categories. All six senior starters who

departed began the summer in NFL camps, leaving some big shoes to fill.

Can the 2006 unit hope to fill them?

"I really feel like we have a chance to be a very competitive defense, similar to what we were last year," says veteran defensive coordinator Bud Foster. "I think we will have a talented, athletic group on the field ... a fast group. We have a little mix of experience, as well as youth, but I'm optimistic about this group because there are some playmakers in there and its their turn to shine."

## Too Young?

When it comes to the offense, Frank Beamer feels the Hokies are going to have to grow as the season goes along.

"We've got to develop," Beamer says. "We've got too much youth in some key positions, but yet, we've got some good players. We've got to be really good about how we use players. We are going to have to take care of the football, and we have to score when we get an opportunity. That's the kind of football team we are."

## Summertime

One of the determining factors for a successful season will occur before the Hokies strap on the pads again. A good summer preparation is always important, but never any more than this year when youth and depth are key issues.

"I think Coach (Mike) Gentry's program during the summer is essential for us ... essential to our physical toughness, essential to our mental toughness," Beamer says. "You see bodies change around after a good summer. Some change from a strength standpoint, others change from a loss or redistribution of weight. When we get back together in August, I expect to see a different football team than left here in the spring."

# OFFENSIVE LINE

## Headlines

• Three full-time starters and another part-time starter along the line all departed due to graduation, so a new nucleus of linemen must be built.

• **Duane Brown** returns at right tackle after moving over from tight end last preseason. He ended up starting all 13 games for the Hokies at his new position.

• Senior **Danny McGrath**, who started seven games last year at center, returns after missing all of spring ball (surgery on his shoulder following the season).

• A new coach has taken over the line duties this year as **Bryan Stinespring** has moved over to coach the tight ends, while still serving as the coordinator. Tech has welcomed new line coach **Curt Newsome**, who served the last five years at James Madison University.



Duane Brown

## Left Tackle

**BRANDON FRYE** – Stepped in at the last minute and played exceptionally well during the bowl game ... Has approached a new level in confidence and in the weight room ... Is excited every day about this opportunity ... Is a key guy for the line this year.

**MASON BAGGETT** – Coaches call him “a terrific man and a good

worker” ... Is a very intelligent player.

**AARON BROWN** – A true freshman who enrolled in January after graduating high school a semester early ... Is very athletic ... Redshirting is not out of the question.

## Left Guard

**RYAN SHUMAN** – A move to guard will be helpful to the line ... Could move to either guard spot ... Coaches think he will be an exceptional player.

**SERGIO RENDER** – A true freshman who can play either guard spot ... Is strong and powerful ... Moves well and has all the tools ... Will battle for the starting right guard spot if Shuman moves out to left guard.

**ROBERT NORRIS** – Has a chance to be a good player ... Is still learning the offense.

## Center

**DANNY McGRATH** – Returns after missing spring ball with a shoulder injury ... A key player on the line, allowing Shuman to move to guard.

**RYAN SHUMAN** – Is a very tough player ... Is now in a position where he can vie for the starting job ... He is on pace to be a starter somewhere.

## RETURNERS

| No. | Name            | Cl.   | Pos. |
|-----|-----------------|-------|------|
| 68  | Mason Baggett   | Sr.   | OT   |
| 71  | Aaron Brown     | Fr.   | OT   |
| 76  | Duane Brown     | r-Jr. | OT   |
| 79  | Eric Davis      | r-Fr. | OG   |
| 74  | Brandon Frye    | r-Sr. | OT   |
| 77  | Brandon Gore    | r-Sr. | OT   |
| 64  | Richard Graham  | r-Fr. | OT   |
| 66  | Brandon Holland | Fr.   | OG   |
| 62  | Zac Lowe        | Sr.   | C    |
| 67  | Nick Marshman   | r-So. | OG   |
| 69  | Danny McGrath   | r-Sr. | C    |
| 63  | Robert Norris   | r-Fr. | OG   |
| 65  | Antonio North   | r-Fr. | OG   |
| 70  | Sergio Render   | Fr.   | OG   |
| 58  | Ryan Shuman     | r-So. | C/OG |
| 51  | Matt Welsh      | r-Jr. | OG   |

## NEWCOMERS

| No. | Name       | Cl. | Pos. |
|-----|------------|-----|------|
|     | Clark Crum | Fr. | OT   |

## Right Guard

**NICK MARSHMAN** – A big, strong athlete ... Is critical inside for Tech right now ... Finished spring on a high note ... Needs to be more consistent.

**MATT WELSH** – Put himself in the mix with a good spring ... Needs to keep developing.


## Right Tackle

**DUANE BROWN** – Tech’s most athletic lineman ... Started all 13 games at right tackle a year ago ... Has the size and talent to be a great player ... Gets better every time he is on the field.

**BRANDON GORE** – A big player who missed all of spring with an injury ... Needs to have a good summer ... Will be counted on for a lot of productivity this fall.

## Coach Newsome On the Line

“I thought we had some growing pains this spring, but I think everybody does when you’ve got a young group. I was very impressed by their willingness to work. When we get Gore and McGrath back, we become much deeper, and we become a better offensive line. When it’s all said and done, I think by this fall, we’ll be fine at that position.”



Ryan Shuman

# RECEIVERS & TIGHT ENDS

## Headlines

- The top five receivers all return and enter fall ball in a battle for the starting jobs.
- Only one senior is in the group — **David Clowney** — while the rest of the top five are all juniors with extensive playing time under their belts.
- Tech has welcomed a new coach to the staff in **Kevin Sherman**, who came from Wake Forest to coach the receivers.
- At tight end, Tech must replace All-ACC performer Jeff King, along with John Kinzer, who has “retired” due to a neck injury.
- **Bryan Stinespring** will coach the tight ends this year after serving as the offensive line coach the previous eight seasons.



*Josh Morgan*

## RETURNERS

| No. | Name            | CL.   | Pos. |
|-----|-----------------|-------|------|
| 8   | Greg Boone      | r-Fr. | TE   |
|     | Justin Born     | Jr.   | FL   |
| 87  | David Clowney   | Sr.   | FL   |
| 80  | Brandon Dillard | r-Fr. | FL   |
| 81  | Justin Harper   | Jr.   | SE   |
| 19  | Josh Hyman      | r-Jr. | SE   |
| 2   | Josh Morgan     | Jr.   | SE   |
| 88  | Michael Reid    | So.   | SE   |
| 4   | Eddie Royal     | Jr.   | FL   |
| 85  | Ed Wang         | r-Fr. | TE   |
| 83  | Sam Wheeler     | Fr.   | TE   |

## NEWCOMERS

| No. | Name           | CL. | Pos. |
|-----|----------------|-----|------|
|     | Zach Luckett   | Fr. | WR   |
|     | Douglas McNeil | Fr. | WR   |
|     | Todd Nolen     | Fr. | WR   |
|     | Andre Smith    | Fr. | TE   |
|     | Jacob Sykes    | Fr. | WR   |
|     | Beau Warren    | Fr. | TE   |

## Flanker

**EDDIE ROYAL** – Had a great spring ... Has gotten better at running routes and getting more consistent ... Coaches like his attitude in the weight room ... A fast player ... Coaches are hoping he will continue to raise the level of his play.

**DAVID CLOWNEY** – The lone senior receiver ... Had a good spring ... Has good speed and has proven he has the ability to make big plays ... Runs well ... Needs

to work on his consistency on all levels.

## Split End

**JOSH MORGAN** – A strong, physical player ... Has great hands and the ability to have monster games ... Runs good routes ... Needs to be more conscious of doing the little things well.

**JOSH HYMAN** – Was having a great spring until a shoulder injury sidelined him ... Has a great work ethic ... A guy who

can make the tough catch ... Coaches are expecting great things from him this fall.

**JUSTIN HARPER** – From a physical standpoint, he has made the biggest strides ... With his height and size, he could raise the whole unit’s ability ... Has to become consistent every play.

## Tight End

**SAM WHEELER** – A good athlete who catches the ball well ... Has a great upside and potential ...

Is gaining strength in the weight room and has the ability to help the offense.

**ED WANG** – Has a lot of size and ability ... Still has a way to go in understanding the offense ... Needs to get stronger.

**GREG BOONE** – A player who the coaches want to get on the field ... Can still go back to quarterback if needed ... Is already big enough and strong enough to play the position.

## Coach Sherman ...

### On the Wide Receivers

“We have a very talented group and they all work hard. They each bring something different to the table, but I think their best games are still ahead of them. We have to make sure they continue to work hard so we can play well and be consistent in the fall. They’ve been in the big games and they know what to expect so we have high expectations for them.”

### On his Newcomers

“We have five guys who are very experienced and have paid their dues. I think we can make it through the season with them. But if any injury pops up, we’d take a look at one of the young guys.”

## Coach Stinespring ...

### On the Tight Ends

“I like the individuals. The one process we don’t have in our favor is experience. The only way you’re going to get it is getting on the field and playing. And there’s some trial and error in that while you get your experience. We’ve got to make sure we’re putting them in a position so that we’re not out there having a lot of mental mistakes. The only factor that we have to include in the equation is time.”

### On his Newcomers

“I think there are two variables that you look at: are they physically and mentally ready and then is there a need? In both of these situations, I think the answer is yes, already, so we’re going to work hard to get them on the field.”



*Josh Hyman*

# RUNNING BACKS & QUARTERBACKS

## Headlines

• The top priority on offense is solidifying the starting quarterback. Two players with game experience — **Sean Glennon** and **Cory Holt** — will have a slight lead going into fall, but will have to hold off redshirt freshman **Ike Whitaker**.

• The Hokies will also have to find a new tailback with the loss of Cedric Humes and Mike Imoh to graduation. **Branden Ore** has the most experience of any returnee, but was not enrolled in the spring semester as he was home rehabbing his shoulder after off-season surgery.

• **George Bell** and **Kenny Lewis, Jr.**, will also get looks at tailback as both are coming off solid springs.

• The fullback spot is in good hands as **Jesse Allen** returns as the starter, but will be faced by pressure from several talented players, including **Carlton Weatherford**.

• Tech has welcomed a new addition in quarterbacks coach **Mike O' Cain**, who has a wealth of experience both at the position and within the ACC.

## Tailback

**GEORGE BELL** – Had an outstanding spring ... Is a powerful back in the same speed category as Cedric Humes ... Has waited a long time for his knee to be healthy.

**BRANDEN ORE** – Missed the spring while rehabbing from shoulder surgery ... Knows what he has to do to get himself ready to play ... Has great ability and outstanding speed and vision.

**KENNY LEWIS, JR.** – Missed a lot of spring ball with an ankle injury ... Has been out of football for a couple of years, playing minor league baseball in the Cincinnati Reds organization ... Is powerful and well put together with outstanding speed and quickness.

## Fullback

**JESSE ALLEN** – Has come a long way in his maturation as a football player ... A demon in the weight room ... A very good blocker ... Will likely get the ball more this year.

**CARLTON WEATHERFORD** – Will compete for the starting job ... Works hard and does everything right, on and off the field ... Has come back strong from a serious knee injury.

**BILLY GORHAM** – A walk-on who has reconstructed his body through the weight room and is



Sean Glennon

a powerful athlete ... Will be a factor in the goal-line offense.

## Quarterback

**SEAN GLENNON** – Enters preseason as the No. 1 QB, but hasn't won the starting job ... A smart player who has a good knowledge of the offense ... His ability to comprehend and execute the offense is a plus ... Had a very consistent spring.

**CORY HOLT** – Will battle for the starting job when camp opens ... Is a tall, athletic young player ... Coaches like his demeanor on the field ... Needs to work on his consistency.

**IKE WHITAKER** – Enters preseason as the No. 3 quarterback ... Missed the first half of spring practice ... Possesses tremendous

athleticism in terms of both throwing the football and ability to run ... Has all the tools to be successful.

## Coach Hite on the Running Backs

"In the 28 years that I've been here, the running backs have been a great tradition. These guys have to follow those footsteps. From a character and want-to standpoint, I believe these guys can get the job done for us. We have some quality players at both the fullback and tailback spots. It's up to them to get the job done and I expect them to carry on the great tradition of 'The Stallions.'"

## Coach O' Cain on the Quarterbacks

"Consistent poise and performance is what we're looking for. We want our quarterbacks to be able to get the football to the right person at the right time, with the right kind of pass, to where they win the games for us with their athleticism. Now, that doesn't mean we won't ask our quarterbacks to run the football some, or have to have them help win the game with their legs. They've got to be able to make good decisions, get us in and out of the huddle, get us in the proper play, out of a bad play, and then distribute the ball at the right time to the right person on a consistent basis."



Branden Ore

## RETURNERS

| No. | Name                | Cl.   | Pos. |
|-----|---------------------|-------|------|
| 37  | Jesse Allen         | r-Sr. | FB   |
| 34  | George Bell         | r-So. | TB   |
| 8   | Greg Boone          | r-Fr. | QB   |
| 7   | Sean Glennon        | r-So. | QB   |
|     | Billy Gorham        | Jr.   | FB   |
| 12  | Cory Holt           | r-So. | QB   |
| 42  | Kenny Jefferson     | r-Fr. | FB   |
| 38  | Elan Lewis          | r-Fr. | TB   |
| 20  | Kenny Lewis, Jr.    | Fr.   | TB   |
| 28  | Branden Ore         | r-So. | TB   |
|     | Devin Perez         | r-So. | FB   |
| 35  | Dustin Pickle       | So.   | TB   |
| 44  | Devin Radford       | Fr.   | TB   |
| 14  | Grant Throckmorton  | r-Jr. | QB   |
| 39  | Carlton Weatherford | r-Jr. | FB   |
| 3   | Ike Whitaker        | r-Fr. | QB   |

## NEWCOMER

| No. | Name           | Cl. | Pos. |
|-----|----------------|-----|------|
|     | Kam Chancellor | Fr. | QB   |

# DEFENSIVE LINE

## Ends

**CHRIS ELLIS** — Was named one of Tech's three MVPs following spring practice and has been ranked the No. 19 defensive end in the nation by *The Sporting News* ... A playmaker who is athletic and fast ... Is hungry again this year.

## Headlines

- The Hokies lost three of their four starters along the defensive front — All-America end Darryl Tapp and starting tackles Jonathan Lewis and Tim Sandidge. All three are in NFL camps.
- Junior end **Chris Ellis** is the lone returning starter. Senior end **Noland Burchette** and junior tackle **Carlton Powell** are the only other returning players along the defensive line who have started games.
- Young players are going to have to step up and fill some spots at both end and tackle. **William Wall** will be a player to watch at end, while **Cordarrow Thompson** and **Hivera Green** will be candidates at tackle. The coaches have not ruled out incoming freshmen joining the mix.

**NOLAND BURCHETTE** — An experienced senior who the coaches are leaning on for leadership ... Plays hard non-stop and has a knack for making plays ... Needs to stay healthy and have an outstanding season.

**ORION MARTIN** — Has shown steady improvement and worked his way into the playing rotation ... Is developing into a playmaker.

**WILLIAM WALL** — Lacks experience, but has size, ability and speed ... Coaches would like to see him make a good summer preparation and become a solid 10-15 plays a game guy this season.

## Tackles

**CARLTON POWELL** — Tech's most experienced DT ... Started five games last year ... A mentally tough player who will not back down ... Is penciled in as one starter.

**BARRY BOOKER** — The Hokies' most athletic tackle ... Picked up some valuable playing time last fall ... An instinctive player who can rush the passer ... Is battling for a starting job.



Carlton Powell

**KORY ROBERTSON** — A potential starter... Was named the team's most improved defensive player following spring practice ... When he turns it on, he's extremely good ... When he starts turning it on consistently, he'll see a lot more action.

**CORDARROW THOMPSON** — A young player with a tremendous amount of upside ... If he can eliminate busted assignments and get into playing shape, he will be in the mix at the tackle position.

**HIVERA GREEN** — A redshirt freshman who could make a move in the preseason if he's healthy ... Was banged up much of his first year ... Has some ability, just needs to cut it loose.

## RETURNERS

| No. | Name               | Cl.   | Pos. |
|-----|--------------------|-------|------|
| 59  | Barry Booker       | r-Jr. | DT   |
| 96  | Noland Burchette   | r-Sr. | DE   |
| 60  | Chris Burnett      | r-Sr. | DT   |
|     | Chad Carlson       | So.   | DE   |
| 49  | Chris Ellis        | r-Jr. | DE   |
| 82  | Steven Friday      | Fr.   | DE   |
| 93  | Hivera Green       | r-Fr. | DT   |
| 91  | Orion Martin       | r-So. | DE   |
| 99  | Carlton Powell     | r-Jr. | DT   |
| 75  | Kory Robertson     | r-Jr. | DT   |
|     | Watson Stelly      | Jr.   | DT   |
| 95  | Cordarrow Thompson | r-Fr. | DT   |
|     | Matt Tilley        | So.   | DE   |
| 40  | William Wall       | r-Fr. | DE   |

## NEWCOMERS

| No. | Name            | Cl. | Pos. |
|-----|-----------------|-----|------|
|     | Jason Adjepong  | Fr. | DE   |
|     | Ladi Ajiboye    | Fr. | DT   |
|     | Mike Gee        | Fr. | DE   |
|     | John Graves     | Fr. | DE   |
|     | Joey Hall       | Fr. | DT   |
|     | Daryl Robertson | Fr. | DT   |

## Coach Wiles ...


### On his Newcomers

"We want to find five tackles and five ends, and it's probably going to include a freshman at the end position. We have some athletic guys coming in at end who are strong and probably a little more mature at this point in their careers than some of the ends that we have had in the past. It's not out of the question for one of those guys to step in and be the fourth or fifth end."

### On the Line

"I think we have a chance to be solid up front. Of course, we're banking on a couple of young redshirt freshmen guys continuing to get better. We have a really healthy competition at tackle. **Carlton Powell** is a steady presence there, and I think **Kory Robertson** and **Barry Booker** are two real key guys for our success. They have to stay healthy and be productive.

"At end, we are real solid with **Chris (Ellis)** and **Noland (Burchette)**, and then, I've been pleased with the progress of **Orion Martin**. He had a great winter and a great spring practice. So now, we are in a similar position as tackle. Will **William Wall** be the fourth guy or can one of the incoming freshmen be a factor this fall as an end?"



Chris Ellis

# LINEBACKERS

## Mike

**VINCE HALL** — A two-year starter who led the team in tackles last fall and ranked fourth in the ACC ... Rated the No. 5 inside linebacker in the country by *The Sporting News* ... Will need to play a leadership role on a young defensive unit ... An outstanding football player who is physical and instinctive.

**BRETT WARREN** — Really showed improvement during the spring, especially in the coverage aspects of the position ... Is becoming a complete linebacker ... Has great vision and football savvy ... Needed to step up, and did.

## Backer

**XAVIER ADIBI** — Picked up valuable experience last season to go with his outstanding physical ability ... Took another step forward with his game during the spring ... Plays fast and is motivated ... Is being counted on to play a leadership role.

**PURNELL STURDIVANT** — Slated to be the No. 2 man, but has some catching up to do ... Missed most of spring practice while battling mono ... Has gotten bigger and stronger ... Made good progress last fall, but needs to have a good preseason.

## Whip Linebacker

**BRENDEN HILL** — Was No. 3 at the position when the 2005 season started, moved up to

No. 2 before it was over and came out of spring practice No. 1 ... Is good in pass coverage and is improving against the run ... Did a good job of tackling during the spring ... Lacks playing experience, but doesn't make many mistakes.

**COREY GORDON** — A physical player who runs well and is a good tackler ... Had a very good spring ... Must focus on his responsibilities and being good

each play ... Will continue to challenge Hill for the starting job ... Should see his share of the action.

## Headlines

- Virginia Tech's linebacking corps is ranked the third-best in the nation by *Lindy's*. Returning starters **Vince Hall** and **Xavier Adibi**

finished first and fourth, respectively, in tackles for the Hokies last season.

- The leading candidate for the starting rover position, vacated by third-round NFL draft pick James Anderson, is fifth-year senior **Brenden Hill**. Hill began his Tech career as a wide receiver.

- The fathers of linebackers **Brett Warren** and **Chad and Cody Grimm** are former Washington Redskins teammates, Don Warren and Russ Grimm.

## Coach Foster ...

### On his Newcomers

"We have a group of promising newcomers. **Matt Wright** is a guy we're going to look at in August to see if he can come in and pick up the backer position, both mentally and physically. He's athletic, in the lines of Adibi, and runs well. We need depth at that position, and I think he may have a chance to help.

### On the ILBs

"Obviously, we have **Vince (Hall)** and **Xavier (Adibi)** back. Vince was an all-ACC player and Xavier is that same caliber guy. I think they made great improvement during the spring. I'm really looking forward to those guys turning their game up a notch and also becoming big-time leaders for us. With those two guys back, creating some depth is going to be the key to our success."


## Coach Cavanaugh on the OLBs

"I'm anxious to see how the whip position plays when you turn the lights on. The players there have yet to play a full game.

"**Brenden Hill** was a nice surprise this spring. He understands the game and what he is supposed to do. He makes very few mistakes. **Corey Gordon** has the size and speed that you want. He became a better player in the spring, but needs to be more consistent. Both of them are going to play."



Brenden Hill



Xavier Adibi

### RETURNERS

| No. | Name               | Cl.   | Pos. |
|-----|--------------------|-------|------|
| 11  | Xavier Adibi       | r-Jr. | ILB  |
| 6   | Andrew Bowman      | r-So. | ILB  |
| 13  | Corey Gordon       | r-Jr. | OLB  |
| 29  | Chad Grimm         | Sr.   | OLB  |
|     | Cody Grimm         | r-Fr. | OLB  |
| 9   | Vince Hall         | r-Jr. | ILB  |
| 31  | Brenden Hill       | r-Sr. | OLB  |
|     | Jonas Houseright   | r-So. | OLB  |
|     | Mark Muncey        | r-Fr. | ILB  |
| 45  | Purnell Sturdivant | r-So. | ILB  |
| 56  | Demetrius Taylor   | r-Fr. | ILB  |
| 33  | Brett Warren       | Jr.   | ILB  |

### NEWCOMERS

| No. | Name          | Cl. | Pos. |
|-----|---------------|-----|------|
|     | Nekos Brown   | Fr. | ILB  |
|     | Devven Sutton | Fr. | ILB  |
|     | Matt Wright   | Fr. | ILB  |

# DEFENSIVE SECONDARY

## Headlines

- Former Hokie and NFL player **Torrian Gray** is entering his first season on the Tech staff. Gray, who started for Tech as a rover and free safety, coaches the cornerbacks and safeties.
- **Aaron Rouse** returns as the starting rover and has been rated the No. 3 strong safety in the nation by *The Sporting News*. Rouse led the Hokies in interceptions last season and was third overall in tackles.
- Gone from last year's starting lineup are All-American corner Jimmy Williams, who was a second-round NFL pick, and free safety Justin Hamilton, who was drafted in the seventh round.

## Boundary Corner

**BRANDON FLOWERS** — The leading candidate to start following an impressive spring ... Has a team-first attitude and outstanding ability ... Stepped up and played superbly in the Gator Bowl.

**JAHRE CHEESEMAN** — Put in a lot of work during the spring ... May have made the most progress of anyone in the secondary ... Will make the cornerback spot stronger.

## Field Corner

**VICTOR HARRIS** — Spent the first two weeks of the spring at tailback, then moved back to corner for the final two weeks ... Climbed to the top of the depth chart ... Coaches like his hunger and coachability ... Has a tremendous upside.

**ROLAND MINOR** — Possesses tremendous ability, but must be focused on and off the field ... Is the only cornerback on the roster who has started at the position ... Needs to play a leadership role in a young secondary.

## Free Safety

**D.J. PARKER** — Started six games

last season ... Was the leader of the secondary during spring practice and won the Coaches' Award for an exceptional spring ... Will be a key player for the Hokies this season.

**CAM MARTIN** — A redshirt freshman who has impressed the coaches with his work on and off the field ... Missed spring practice after undergoing surgery for a hernia ... Will have some catching up to do when practice resumes.

## Rover

**AARON ROUSE** — Returns to the starting position after an outstanding junior season ... A physical run stopper who has also developed into a good coverage man ... Had a great spring ... Is being counted on to be one of the leaders of the defense.

**CARY WADE** — Had an excellent Gator Bowl ... Carried that over into the spring ... Has worked hard to improve as a player ... Added some versatility by spending some time at free safety during spring practice ... Knows what's going on.


## Coach Cavanaugh On the Rovers

"I am comfortable with what the rovers can do. **Aaron Rouse** has become a good leader. His keys and run support have become very good, he's a good tackler and he has developed into a good pass defender. He is trying to do everything the right way ... he's coming into his own.

"**Cary Wade** has really fought to be a good player. I like the fact that he wants to do what's right for the team. He's shown great leadership. Everything about Cary has been good."

## Coach Gray On the Secondary

"I feel very good about where we finished spring practice. From the start of it, to the end of it, I think the guys developed an understanding, as far as my expectations, of what it takes to play at this level in a consistent manner. We started being more consistent near the end of spring practice, so I was real pleased with the overall progress of the group."



Brandon Flowers

## RETURNERS

| No. | Name            | Cl.   | Pos. |
|-----|-----------------|-------|------|
| 27  | Jahre Cheeseman | r-Fr. | CB   |
| 18  | Brandon Flowers | r-So. | CB   |
| 1   | Victor Harris   | So.   | CB   |
| 21  | Ryan Hash       | r-Sr. | CB   |
| 26  | Kent Hicks      | r-So. | CB   |
| 41  | Cam Martin      | r-Fr. | FS   |
|     | Brian McPherson | r-Sr. | CB   |
| 15  | Roland Minor    | r-Jr. | CB   |
| 25  | D.J. Parker     | Jr.   | FS   |
|     | Jake Patten     | Sr.   | FS   |
| 24  | Dorian Porch    | r-Fr. | ROV  |
| 48  | Cory Price      | Sr.   | FS   |
|     | Matt Reidy      | So.   | ROV  |
| 36  | Aaron Rouse     | r-Sr. | ROV  |
| 43  | Stephan Virgil  | Fr.   | CB   |
| 30  | Cary Wade       | r-Sr. | ROV  |

## NEWCOMERS

| No. | Name              | Cl. | Pos. |
|-----|-------------------|-----|------|
|     | Rashad Carmichael | Fr. | CB   |
|     | Mario Edwards     | Fr. | FS   |



# SPECIAL TEAMS

## Headlines

• Place-kicker **Brandon Pace** has finished as the second-leading scorer in the ACC each of the past two seasons. Pace has been ranked the 10th-best place-kicker in the nation by *Lindy's* and the 13th-best kicker by *The Sporting News*.

• At 6-2, 273 pounds, senior **Nic Schmitt** rates as one of the biggest punters in the nation. He also ranks as one of the best. Schmitt, who has been ranked the No. 5 punter in the country by *Lindy's*, was named to the 2006 *Playboy* All-America team.

• Virginia Tech's reputation for blocking kicks has taken a hit lately, with just 11 combined blocks over the past three seasons. This year's roster includes just one player with a block to their credit. Sophomore **Victor Harris** was credited with a block on a punt by North Carolina in the Hokies' final regular season game of 2005.

## Place-kickers

**BRANDON PACE** — Set a school single-season record for points by a kicker last year with 108 ... Is currently seventh all-time in scoring at Tech ... A two-time Lou Groza Award semifinalist ... Is 40-for-49 on field goals during his career (81.6 percent) ... May also get a look on kickoffs.

**JUD DUNLEVY** — Has been a backup for placements and kickoffs the last two seasons ... Has a strong leg ... Hit a 51-yard field goal as time expired to lift the Tech jayvee team to a win over Hargrave last fall ... Handled 21 kickoffs in 2005 ... Will battle for those duties again when practice resumes.

**JARED DEVELLI** — Another strong-legged kicker ... Has handled the bulk of Tech's kickoffs the past two seasons ... Kicked off 64 times last year with 29 touchbacks ... Is being challenged for the starting duties for the third-straight year.

**JOHN HEDGE** — An accurate kicker ... Has seen all his action in jayvee games ... Has served as both a place-kicker and a punter ... Will help provide depth behind Brandon Pace.

## Punters


**NIC SCHMITT** — Has a strong left leg ... Averaged 43.2 yards on 62 punts last season, the second-best single-season average for a Tech punter ... A real weapon in the battle for field position ... Excels in the weight room ... Also serves as the holder for placements.

**BRENT BOWDEN** — Dressed for all the games last year as the backup for Schmitt but did not see action and was redshirted ... Has good ability ... Needs to stay sharp in case he is needed.

## Snappers

**NICK LEESON** — Served as Tech's snapper on punts last season ... Didn't have a bad snap in 52 attempts ... Will also challenge for the vacated PAT/field goal

Nick Leeson



## RETURNERS

| No. | Name          | Cl.   | Pos. |
|-----|---------------|-------|------|
| 97  | Brent Bowden  | r-Fr. | P    |
|     | Cory Byrd     | r-Fr. | DS   |
| 98  | Jared Develli | Jr.   | PK   |
| 92  | Jud Dunlevy   | r-Jr. | PK   |
| 47  | John Hedge    | r-Jr. | PK   |
| 61  | Scott King    | Jr.   | DS   |
| 53  | Nick Leeson   | r-Sr. | DS   |
| 54  | Bart McMillin | r-Jr. | DS   |
| 46  | Brandon Pace  | r-Sr. | PK   |
| 23  | Nic Schmitt   | r-Sr. | P    |

short snapping duties ... Has worked his way up to Super Iron Hokie status in the weight room.

**BART McMILLIN** — Is competing with Leeson for the long snapping duties ... Served as the back up at the position last season, but did not see varsity action.

**SCOTT KING** — Worked at defensive tackle on the scout and jayvee teams last fall ... Worked as a short snapper for field goals and PATs during the spring ... Will challenge Nick Leeson for those duties when practice resumes.

## Returns

**EDDIE ROYAL** — An exceptional talent who has led the team in both kickoff and punt returns each of the last two seasons ... Was fifth in the ACC in punt returns a year ago ... Is also a two-year starter as a receiver for the Hokies.

**JOSH MORGAN** — Is likely to see some action as a punt and kickoff returner ... Showed good ability in limited return duty last season ... A physical player who is hard to bring down ... Is one of the Hokies' top receivers on offense.

## Coach Beamer On Special Teams

"We did replace a few people on our punt protection team during the spring and we need to make sure we have that squared away. But, we should be very good on special teams. I think we have really good kickers. If they perform up to their capabilities, our kicking game will be a strong point.

"I would like to see our guys blocking more kicks and returning more kicks. We were in position to block several kicks last year, but could never get them blocked. The more we can block them, the more we can return them. This is something we plan to concentrate on."



Jared Develli

# Hokie Preseason Rosters

Roster changes are expected to occur before the season opens. An updated roster will be available from the SID office prior to the season.

| No. | Name             | vl | Pos   | DOB      | Ht.  | Wt. | Cl.   | Hometown              | High School         | H.S. Coach       |
|-----|------------------|----|-------|----------|------|-----|-------|-----------------------|---------------------|------------------|
| 11  | Xavier Adibi     | 2  | LB    | 10/18/84 | 6-2  | 221 | r-Jr. | Hampton, Va.          | Phoebus             | Bill Dee         |
| 37  | Jesse Allen      | 2  | FB    | 10/22/83 | 6-0  | 252 | r-Sr. | Monson, Mass.         | Pathfinder Regional | Chris Pope       |
| 68  | Mason Baggett    | -  | OT    | 8/16/83  | 6-1  | 275 | Sr.   | Richmond, Va.         | James River         | Greg DeFrancesco |
| 34  | George Bell      | -  | TB    | 10/28/85 | 5-10 | 223 | r-So. | Fayetteville, N.C.    | Jack Britt          | Richard Bailey   |
| 59  | Barry Booker     | 1  | DT    | 11/13/85 | 6-4  | 275 | r-Jr. | Amherst, Va.          | Amherst             | Scott Abell      |
| 8   | Greg Boone       | -  | TE/QB | 9/14/86  | 6-3  | 276 | r-Fr. | Chesapeake, Va.       | Oscar Smith         | Richard Morgan   |
|     | Justin Born      | -  | FL    | 2/10/86  | 6-1  | 200 | Jr.   | Centreville, Va.      | Westfield           | Tom Verbanic     |
| 97  | Brent Bowden     | -  | P     | 5/21/87  | 6-2  | 192 | r-Fr. | Centreville, Va.      | Westfield           | Tom Verbanic     |
| 6   | Andrew Bowman    | -  | LB    | 3/6/86   | 5-11 | 233 | r-So. | Glen Allen, Va.       | Hermitage           | Patrick Kane     |
| 71  | Aaron Brown      | -  | OT    | 3/16/88  | 6-6  | 294 | Fr.   | Cincinnati, Oh.       | Princeton           | Brian Dodds      |
| 76  | Duane Brown      | 2  | OT    | 8/30/85  | 6-5  | 286 | r-Jr. | Richmond, Va.         | Hermitage           | Patrick Kane     |
| 96  | Noland Burchette | 3  | DE    | 3/23/83  | 6-2  | 261 | r-Sr. | Richmond, Va.         | Highland Springs    | Scott Burton     |
| 60  | Chris Burnett    | -  | DT    | 11/2/83  | 6-2  | 271 | r-Sr. | Blue Ridge, Va.       | Liberty-Bedford     | Scott Abell      |
|     | Cory Byrd        | -  | DS    | 1/8/86   | 6-0  | 239 | r-Fr. | Abingdon, Va.         | Abingdon            | Scott Allen      |
|     | Chad Carlson     | -  | DE    | 12/11/86 | 6-2  | 212 | So.   | Poquoson, Va.         | Poquoson            | Don Ward         |
| 27  | Jahre Cheeseman  | -  | CB    | 1/11/87  | 5-9  | 194 | r-Fr. | Voorhees, N.J.        | Eastern             | Dan Spittal      |
| 87  | David Clowney    | 3  | FL    | 7/8/85   | 6-1  | 175 | Sr.   | Delray Beach, Fla.    | Atlantic            | Chris Bean       |
| 79  | Eric Davis       | -  | OG    | 5/23/87  | 6-7  | 335 | r-Fr. | Lorton, Va.           | West Springfield    | Bill Renner      |
| 98  | Jared Develli    | 2  | PK    | 12/28/85 | 6-0  | 217 | Jr.   | Sterling, Va.         | Park View           | Charlie Pierce   |
| 80  | Brandon Dillard  | -  | FL    | 2/3/87   | 5-10 | 174 | r-Fr. | Martinsville, Va.     | Bassett             | James Gilbert    |
| 92  | Jud Dunlevy      | -  | PK    | 10/9/84  | 5-9  | 185 | r-Jr. | Roanoke Rapids, N.C.  | Roanoke Rapids      | Tim Bennett      |
| 49  | Chris Ellis      | 2  | DE    | 2/11/85  | 6-5  | 260 | r-Jr. | Hampton, Va.          | Bethel              | Tracy Parker     |
| 18  | Brandon Flowers† | 1  | CB    | 2/18/86  | 5-10 | 187 | r-So. | Delray Beach, Fla.    | Atlantic            | Chris Bean       |
| 82  | Steven Friday    | -  | DE    | 8/9/86   | 6-4  | 213 | Fr.   | Hampton, Va.          | Phoebus             | Bill Dee         |
| 74  | Brandon Frye     | 1  | OT    | 1/23/83  | 6-4  | 300 | r-Sr. | Myrtle Beach, S.C.    | Myrtle Beach        | Scott Early      |
| 7   | Sean Glennon     | 1  | QB    | 9/5/85   | 6-4  | 215 | r-So. | Centreville, Va.      | Westfield           | Tom Verbanic     |
| 13  | Corey Gordon†    | 2  | LB    | 6/9/84   | 6-2  | 226 | r-Jr. | Gainesville, Fla.     | Gainesville         | Rick Swain       |
| 77  | Brandon Gore     | 3  | OT    | 11/7/83  | 6-5  | 358 | r-Sr. | Warrenton, Va.        | Liberty             | Joe Trabucco     |
|     | Billy Gorham     | -  | FB    | 3/11/85  | 5-10 | 235 | Jr.   | Francoa, Va.          | Robert E. Lee       | Gerry Pannoni    |
| 64  | Richard Graham   | -  | OT    | 3/30/87  | 6-6  | 281 | r-Fr. | Richmond, Va.         | St. Christopher's   | Paul Padalino    |
| 93  | Hivera Green     | -  | DT    | 8/1/87   | 6-3  | 293 | r-Fr. | Conway, S.C.          | Conway              | Chuck Jordan     |
| 29  | Chad Grimm       | -  | LB    | 5/18/85  | 5-10 | 185 | Sr.   | Fairfax, Va.          | Oakton              | Pete Bendorf     |
|     | Cody Grimm       | -  | LB    | 2/26/87  | 5-10 | 198 | r-Fr. | Fairfax, Va.          | Oakton              | Pete Bendorf     |
| 9   | Vince Hall       | 2  | LB    | 12/3/84  | 6-0  | 244 | r-Jr. | Chesapeake, Va.       | Western Branch      | Lew Johnston     |
| 81  | Justin Harpert†  | 2  | SE    | 2/24/85  | 6-3  | 203 | Jr.   | Catawba, N.C.         | Bandys              | Randy Lowman     |
| 1   | Victor Harris    | 1  | CB    | 2/16/86  | 6-0  | 186 | So.   | Highland Springs, Va. | Highland Springs    | Scott Burton     |
| 21  | Ryan Hash        | 2  | CB    | 3/27/83  | 5-9  | 173 | r-Sr. | Springfield, Va.      | Robert E. Lee       | Jerry Pannoni    |
| 47  | John Hedge       | -  | PK    | 7/22/84  | 5-10 | 181 | r-Jr. | Pulaski, Va.          | Pulaski County      | Jack Turner      |
| 26  | Kent Hicks       | -  | CB    | 12/12/85 | 6-2  | 207 | r-So. | Culpeper, Va.         | Culpeper            | Randy Bove       |
| 31  | Brenden Hill     | 2  | LB    | 7/7/84   | 6-2  | 204 | r-Sr. | Newport News, Va.     | Warwick             | Tommy Reamon     |
| 66  | Brandon Holland† | -  | OG    | 4/1/86   | 6-4  | 320 | Fr.   | Roanoke, Va.          | Northside           | Jim Hickam       |
| 12  | Cory Holt†       | 1  | QB    | 6/17/85  | 6-4  | 221 | r-So. | Lexington, N.C.       | Lexington           | Billy Hunt       |
|     | Jonas Houseright | -  | LB    | 5/17/85  | 5-11 | 192 | r-So. | Gate City, Va.        | Gate City           | Nic Colobro      |
| 19  | Josh Hyman‡      | 2  | SE    | 4/18/83  | 5-11 | 185 | r-Jr. | Chesapeake, Va.       | Deep Creek          | David Cox        |
| 42  | Kenny Jefferson  | -  | FB    | 7/9/87   | 5-10 | 222 | r-Fr. | Port Tobacco, Md.     | DeMatha Catholic    | Bill McGregor    |
| 61  | Scott King       | -  | DS    | 8/26/85  | 6-0  | 283 | Jr.   | Radford, Va.          | Radford             | Norm Lineburg    |
| 53  | Nick Leeson      | 2  | DS    | 10/29/82 | 6-1  | 249 | r-Sr. | Abingdon, Va.         | Abingdon            | Scott Allen      |

## 2006 Numerical Roster

|    |                         |       |    |                          |     |    |                        |      |    |                         |    |
|----|-------------------------|-------|----|--------------------------|-----|----|------------------------|------|----|-------------------------|----|
| 1  | Victor Harris.....      | CB    | 26 | Kent Hicks .....         | CB  | 47 | John Hedge.....        | PK   | 71 | Aaron Brown .....       | OT |
| 2  | Josh Morgan.....        | SE    | 27 | Jahre Cheeseman .....    | CB  | 48 | Cory Price .....       | CB   | 74 | Brandon Frye.....       | OT |
| 3  | Ike Whitaker .....      | QB    | 28 | Branden Ore .....        | TB  | 49 | Chris Ellis .....      | DE   | 75 | Kory Robertson .....    | DT |
| 4  | Eddie Royal.....        | FL    | 29 | Chad Grimm .....         | LB  | 51 | Matt Welsh.....        | OG   | 76 | Duane Brown .....       | OT |
| 6  | Andrew Bowman .....     | LB    | 30 | Cary Wade.....           | ROV | 53 | Nick Leeson .....      | DS   | 77 | Brandon Gore .....      | OT |
| 7  | Sean Glennon .....      | QB    | 31 | Brenden Hill.....        | LB  | 54 | Bart McMillin.....     | DS   | 79 | Eric Davis .....        | OG |
| 8  | Greg Boone .....        | TE/QB | 33 | Brett Warren.....        | LB  | 56 | Demetrius Taylor ..... | LB   | 80 | Brandon Dillard.....    | FL |
| 9  | Vince Hall .....        | LB    | 34 | George Bell .....        | TB  | 58 | Ryan Shuman .....      | C/OG | 81 | Justin Harper .....     | SE |
| 11 | Xavier Adibi .....      | LB    | 35 | Dustin Pickle.....       | TB  | 59 | Barry Booker .....     | DT   | 82 | Steven Friday .....     | DE |
| 12 | Cory Holt .....         | QB    | 36 | Aaron Rouse.....         | ROV | 60 | Chris Burnett.....     | DT   | 83 | Sam Wheeler .....       | TE |
| 13 | Corey Gordon.....       | LB    | 37 | Jesse Allen .....        | FB  | 61 | Scott King .....       | DS   | 85 | Ed Wang .....           | TE |
| 14 | Grant Throckmorton..... | QB    | 38 | Elan Lewis .....         | TB  | 62 | Zac Lowe .....         | OG/C | 87 | David Clowney .....     | FL |
| 15 | Roland Minor.....       | CB    | 39 | Carlton Weatherford..... | FB  | 63 | Robert Norris.....     | OG   | 88 | Michael Reid .....      | SE |
| 18 | Brandon Flowers .....   | CB    | 40 | William Wall .....       | DE  | 64 | Richard Graham .....   | OT   | 90 | Orion Martin.....       | DE |
| 19 | Josh Hyman .....        | SE    | 41 | Cam Martin .....         | FS  | 65 | Antonio North .....    | OG   | 92 | Jud Dunlevy .....       | PK |
| 20 | Kenny Lewis, Jr.....    | TB    | 42 | Kenny Jefferson .....    | FB  | 66 | Brandon Holland.....   | OG   | 93 | Hivera Green .....      | DT |
| 21 | Ryan Hash .....         | CB    | 43 | Stephan Virgil .....     | CB  | 67 | Nick Marshman .....    | OG   | 95 | Cordarrow Thompson..... | DT |
| 23 | Nic Schmitt.....        | P     | 44 | Devin Radford.....       | TB  | 68 | Mason Baggett .....    | OT   | 96 | Noland Burchette .....  | DE |
| 24 | Dorian Porch .....      | ROV   | 45 | Purnell Sturdivant ..... | LB  | 69 | Danny McGrath .....    | C    | 97 | Brent Bowden.....       | P  |
| 25 | D.J. Parker .....       | FS    | 46 | Brandon Pace .....       | PK  | 70 | Sergio Render.....     | OG   | 98 | Jared Develli .....     | PK |
|    |                         |       |    |                          |     |    |                        |      | 99 | Carlton Powell .....    | DT |

# Virginia Tech's 2006 Football Recruiting Class



| Name              | Pos.  | DOB      | Ht. | Wt. | Hometown             | High School   | H.S. Coach       |
|-------------------|-------|----------|-----|-----|----------------------|---------------|------------------|
| Jason Adjepong    | DE    | 3/3/88   | 6-3 | 248 | Rahway, N.J.         | Carteret      | Bob Molarz       |
| Ladi Ajiboye      | DT    | 9/15/87  | 6-2 | 290 | College Park, Ga.    | Banneker      | Benny Crane, Jr. |
| Nekos Brown       | LB    | 2/18/88  | 6-3 | 225 | Brandywine, Md.      | Thomas Stone  | Steve Lindsey    |
| Rashad Carmichael | DB    | 9/9/88   | 5-9 | 175 | Clinton, Md.         | Gwynn Park    | Danny Hayes      |
| Kam Chancellor    | QB    | 4/3/88   | 6-4 | 210 | Norfolk, Va.         | Maury         | Dealbert Cotton  |
| Clark Crum        | OT    | 2/22/88  | 6-7 | 282 | Dublin, Ohio         | Scioto        | Karl Johnson     |
| Mario Edwards     | DB    | 7/14/88  | 6-1 | 181 | Atlanta, Ga.         | Westlake      | Dallas Allen     |
| Mike Gee          | DE    | 1/19/88  | 6-1 | 228 | Englewood, N.J.      | Dwight Morrow | Bill Davis       |
| John Graves       | DE    | 6/25/87  | 6-3 | 249 | Richmond, Va.        | Meadowbrook   | Bill Bowles      |
| Joey Hall         | DT    | 11/19/87 | 6-3 | 246 | Sanford, N.C.        | Lee County    | Jody Stoffer     |
| Zach Lockett      | WR    | 12/8/87  | 6-3 | 190 | Mays Landing, N.J.   | Holy Spirit   | Bill Walsh       |
| Douglas McNeil    | WR    | 7/22/88  | 6-4 | 190 | Baltimore, Md.       | New Town      | Richard Stichel  |
| Todd Nolen†       | WR    | 11/21/85 | 6-3 | 185 | Hampton, Va.         | Hampton       | Mike Smith       |
| Daryl Robertson   | DT    | 7/15/88  | 6-3 | 285 | Bedford, Va.         | Liberty       | Chris Watts      |
| Andre Smith       | TE    | 9/26/88  | 6-4 | 235 | Germantown, Md.      | Seneca Valley | Fred Kim         |
| Devven Sutton     | LB    | 2/2/89   | 6-0 | 239 | Elizabeth City, N.C. | Northeastern  | Antonio Moore    |
| Jacob Sykes       | WR    | 4/27/88  | 6-0 | 180 | Goldsboro, N.C.      | Goldsboro     | Maurice Jackson  |
| Beau Warren       | OL/TE | 12/31/87 | 6-4 | 250 | Clifton, Va.         | Centreville   | Mike Skinner     |
| Matt Wright       | LB    | 3/30/88  | 6-2 | 215 | Hampton, Va.         | Phoebus       | Bill Dee         |

| No. | Name                | vl | Pos  | DOB      | Ht.  | Wt. | Cl.   | Hometown             | High School       | H.S. Coach         |
|-----|---------------------|----|------|----------|------|-----|-------|----------------------|-------------------|--------------------|
| 38  | Elan Lewis          | -  | TB   | 5/7/86   | 5-9  | 235 | r-Fr. | Hampton, Va.         | Phoebus           | Bill Dee           |
| 20  | Kenny Lewis, Jr.    | -  | TB   | 10/13/84 | 5-9  | 191 | Fr.   | Danville, Va.        | George Washington | Everett Woods      |
| 62  | Zac Lowe            | -  | OG/C | 12/25/84 | 6-1  | 273 | Sr.   | Bridgewater, Va.     | Turner Ashby      | Joe Taylor         |
| 67  | Nick Marshman       | 1  | OG   | 2/13/85  | 6-5  | 354 | r-So. | Harrisonburg, Va.    | Turner Ashby      | Joe Taylor         |
| 41  | Cam Martin          | -  | FS   | 4/19/87  | 6-1  | 209 | r-Fr. | Martinsville, Va.    | George Washington | Dan Newell         |
| 90  | Orion Martin††      | 1  | DE   | 9/2/85   | 6-2  | 250 | r-So. | Martinsville, Va.    | George Washington | Everett Woods      |
| 69  | Danny McGrath       | 1  | C    | 3/19/83  | 6-2  | 300 | r-Sr. | Herndon, Va.         | Herndon           | Tom Meier          |
| 54  | Bart McMillin       | -  | DS   | 2/25/85  | 6-0  | 225 | r-Jr. | Bristol, Tenn.       | Tennessee         | Greg Stubbs        |
|     | Brian McPherson     | -  | CB   | 5/11/84  | 5-10 | 183 | r-Sr. | Madison Heights, Va. | Amherst           | Mickey Crouch      |
| 15  | Roland Minor        | 2  | CB   | 8/1/84   | 6-0  | 203 | r-Jr. | Washington, D.C.     | H.D. Woodson      | Greg Fuller        |
| 2   | Josh Morgan‡        | 2  | SE   | 6/20/85  | 6-1  | 210 | Jr.   | Washington, D.C.     | H.D. Woodson      | Greg Fuller        |
|     | Mark Muncey         | -  | LB   | 11/27/85 | 5-11 | 222 | r-Fr. | Tazewell, Va.        | Tazewell          | Bobby Wyatt        |
| 63  | Robert Norris       | -  | OG   | 11/28/86 | 6-4  | 338 | r-Fr. | Cheltenham, Md.      | DeMatha Catholic  | Bill McGregor      |
| 65  | Antonio North       | -  | OG   | 12/11/86 | 6-3  | 307 | r-Fr. | Stafford, Va.        | North Stafford    | Eric Cooke         |
| 28  | Branden Ore         | 1  | TB   | 2/17/86  | 5-11 | 204 | r-So. | Chesapeake, Va.      | Indian River      | Cadillac Harris    |
| 46  | Brandon Pace        | 3  | PK   | 11/11/83 | 5-10 | 201 | r-Sr. | Virginia Beach, Va.  | Kellam            | Chris Dewitt       |
| 25  | D.J. Parker†        | 2  | FS   | 4/18/85  | 5-11 | 182 | Jr.   | Hampton, Va.         | Phoebus           | Bill Dee           |
|     | Jake Patten         | -  | ROV  | 9/30/84  | 6-0  | 200 | Sr.   | Chantilly, Va.       | Chantilly         | Ken Kincaid        |
|     | Devin Perez‡        | -  | FB   | 6/1/85   | 5-7  | 247 | r-So. | Sparta, N.J.         | Pope John XXIII   | Vic Paternostro    |
| 35  | Dustin Pickle       | -  | TB   | 7/16/86  | 5-10 | 187 | So.   | Salem, Va.           | Salem             | Stephen Magenbauer |
| 24  | Dorian Porch        | -  | ROV  | 3/16/87  | 5-11 | 198 | r-Fr. | Calhoun, Ga.         | Gordon Central    | Bill Long          |
| 99  | Carlton Powell      | 2  | DT   | 8/14/85  | 6-2  | 303 | r-Jr. | Chesapeake, Va.      | Great Bridge      | Noble Palmer       |
| 48  | Cory Price          | -  | CB   | 4/9/85   | 5-10 | 188 | Sr.   | Blacksburg, Va.      | Blacksburg        | Dave Crist         |
| 44  | Devin Radford       | -  | TB   | 1/13/88  | 5-9  | 179 | Fr.   | Fayetteville, NC     | E.E. Smith        | Milton Butts       |
| 88  | Michael Reid        | -  | SE   | 9/28/87  | 6-3  | 188 | So.   | Martinsville, Va.    | Martinsville      | Taylor Edwards     |
|     | Matt Reidy          | -  | ROV  | 1/8/87   | 6-0  | 213 | r-Fr. | Gaithersburg, Md.    | Damascus          | Dan Makosy         |
| 70  | Sergio Render       | -  | OG   | 9/13/86  | 6-3  | 328 | Fr.   | Newnan, Ga.          | Newnan            | Robert Herring     |
| 75  | Kory Robertson      | 1  | DT   | 12/12/84 | 6-2  | 339 | r-Jr. | Martinsville, Va.    | Magna Vista       | Joe Beckelheimer   |
| 36  | Aaron Rouse         | 3  | ROV  | 1/8/84   | 6-4  | 225 | r-Sr. | Virginia Beach, Va.  | First Colonial    | Sam Scarborough    |
| 4   | Eddie Royal         | 2  | FL   | 5/21/86  | 5-10 | 178 | Jr.   | Herndon, Va.         | Westfield         | Tom Verbanic       |
| 23  | Nic Schmitt         | 1  | P    | 1/5/84   | 6-2  | 273 | r-Sr. | Salem, Va.           | Salem             | Willis White       |
| 58  | Ryan Shuman         | -  | C/OG | 7/8/86   | 6-3  | 307 | r-So. | Fork Union, Va.      | Fork Union        | Mickey Sullivan    |
|     | Watson Stelly†      | -  | DT   | 4/12/85  | 6-1  | 287 | Jr.   | Richmond, Va.        | Benedictine       | Gene Smith         |
| 45  | Purnell Sturdivant  | 1  | LB   | 3/19/86  | 5-9  | 221 | r-So. | Norfolk, Va.         | Lake Taylor       | Hank Sawyer        |
| 56  | Demetrius Taylor    | -  | LB   | 11/22/86 | 6-0  | 239 | r-Fr. | Virginia Beach, Va.  | Kellam            | Chris DeWitt       |
| 95  | Cordarrow Thompson  | -  | DT   | 10/2/87  | 6-2  | 316 | r-Fr. | Stafford, Va.        | North Stafford    | Eric Cooke         |
| 14  | Grant Throckmorton  | -  | QB   | 10/27/84 | 6-3  | 213 | r-Jr. | Wytheville, Va.      | George Wythe      | Donnie Pruitt      |
|     | Matt Tilley         | -  | DE   | 6/20/86  | 6-2  | 257 | So.   | Pulaski, Va.         | Pulaski County    | Joel Hicks         |
| 43  | Stephan Virgil      | -  | CB   | 4/3/87   | 5-11 | 176 | Fr.   | Rocky Mount, N.C.    | Rocky Mount       | B.W. Holt          |
| 30  | Cary Wade           | 3  | ROV  | 5/12/84  | 5-10 | 178 | r-Sr. | Fairfax, Va.         | Robinson          | Mark Bendorf       |
| 40  | William Wall†       | -  | DE   | 12/31/84 | 6-3  | 243 | r-Fr. | Washington, D.C.     | Woodson           | Greg Fuller        |
| 85  | Ed Wang             | -  | TE   | 3/12/87  | 6-5  | 268 | r-Fr. | Ashburn, Va.         | Stone Bridge      | Mickey Thompson    |
| 33  | Brett Warren        | 2  | LB   | 3/7/85   | 6-0  | 224 | Jr.   | Clifton, Va.         | Centreville       | Mike Skinner       |
| 39  | Carlton Weatherford | -  | FB   | 1/5/85   | 5-9  | 221 | r-Jr. | Danville, Va.        | Tunstall          | Buddy Brown        |
| 51  | Matt Welsh          | -  | OG   | 9/12/84  | 6-4  | 296 | r-So. | Clifton, Va.         | Centreville       | Mike Skinner       |
| 83  | Sam Wheeler†        | -  | TE   | 5/27/86  | 6-3  | 259 | Fr.   | Blacksburg, Va.      | Blacksburg        | Dave Crist         |
| 3   | Ike Whitaker        | -  | QB   | 6/5/87   | 6-4  | 212 | r-Fr. | Germantown, Md.      | Northwest         | Randy Trivers      |

† also attended Hargrave Military Academy (Va.)

‡ also attended Fork Union Military Academy (Va.)

†† also attended Hargrave (one semester) and Norfolk State University (one semester)

# Preseason Depth Chart

## Offense (Multiple)

|           |   |
|-----------|---|
| <b>SE</b> | 2 Josh Morgan (6-1, 210, Jr.)                 |
|           | 19 Josh Hyman (5-11, 185, r-Jr.) <b>and</b>   |
|           | 81 Justin Harper (6-3, 203, Jr.)              |
| <b>TE</b> | 83 Sam Wheeler (6-2, 259, Fr.)                |
|           | 85 Ed Wang (6-5, 268, r-Fr.)                  |
| <b>LT</b> | 74 Brandon Frye (6-4, 300, r-Sr.)             |
|           | 68 Mason Baggett (6-1, 275, Sr.)              |
| <b>LG</b> | 58 Ryan Shuman (6-3, 307, r-So.)              |
|           | 70 Sergio Render (6-3, 328, Fr.)              |
| <b>C</b>  | 69 Danny McGrath (6-2, 300, r-Sr.)            |
|           | 58 Ryan Shuman (6-3, 307, r-So.)              |
| <b>RG</b> | 67 Nick Marshman (6-5, 354, r-So.) <b>and</b> |
|           | 70 Sergio Render (6-3, 328, Fr.)              |
| <b>RT</b> | 76 Duane Brown (6-5, 286, r-Jr.)              |
|           | 77 Brandon Gore (6-5, 358, r-Sr.)             |
| <b>TB</b> | 34 George Bell (5-10, 223, r-So.) <b>and</b>  |
|           | 28 Branden Ore (5-11, 204, r-So.)             |
|           | 20 Kenny Lewis (5-9, 191, Fr.)                |
| <b>FB</b> | 37 Jesse Allen (6-0, 252, r-Sr.) <b>and</b>   |
|           | 39 Carlton Weatherford (5-9, 221, r-Jr.)      |
| <b>QB</b> | 7 Sean Glennon (6-4, 215, r-So.)              |
|           | 12 Cory Holt (6-4, 221, r-So.)                |
|           | 3 Ike Whitaker (6-4, 212, r-Fr.)              |
| <b>FL</b> | 4 Eddie Royal (5-10, 178, Jr.)                |
|           | 87 David Clowney (6-1, 175, Sr.)              |
| <b>PK</b> | 46 Brandon Pace (5-10, 201, r-Sr.)            |
|           | 47 John Hedge (5-10, 181, r-Jr.)              |



Jesse Allen



## Defense (4-3)

|              |  |
|--------------|--|
| <b>Stud</b>  | 49 Chris Ellis (6-5, 260, r-Jr.)             |
|              | 90 Orion Martin (6-2, 250, r-So.)            |
| <b>Nose</b>  | 99 Carlton Powell (6-2, 303, r-Jr.)          |
|              | 75 Kory Robertson (6-2, 339, r-Jr.)          |
| <b>DT</b>    | 59 Barry Booker (6-4, 275, r-Jr.) <b>and</b> |
|              | 75 Kory Robertson (6-2, 339, r-Jr.)          |
|              | 95 Cordarrow Thompson (6-2, 316, r-Fr.)      |
| <b>End</b>   | 96 Noland Burchette (6-2, 261, r-Sr.)        |
|              | 40 William Wall (6-3, 243, r-Fr.)            |
| <b>ILB</b>   | 9 Vince Hall (6-0, 244, r-Jr.)               |
|              | 33 Brett Warren (6-0, 224, Jr.)              |
| <b>ILB</b>   | 11 Xavier Adibi (6-2, 221, r-Jr.)            |
|              | 45 Purnell Sturdivant (5-9, 221, r-So.)      |
| <b>Whip</b>  | 31 Brenden Hill (6-1, 204, r-Sr.)            |
|              | 13 Corey Gordon (6-2, 226, r-Jr.)            |
| <b>Rover</b> | 36 Aaron Rouse (6-4, 225, r-Sr.)             |
|              | 30 Cary Wade (5-10, 178, r-Sr.)              |
| <b>BC</b>    | 18 Brandon Flowers (5-10, 187, r-So.)        |
|              | 27 Jahre Cheeseman (5-9, 194, r-Fr.)         |
| <b>FS</b>    | 25 D.J. Parker (5-11, 182, Jr.)              |
|              | 41 Cam Martin (6-1, 209, r-Fr.)              |
| <b>FC</b>    | 1 Victor Harris (6-0, 186, So.)              |
|              | 15 Roland Minor (6-0, 203, r-Jr.)            |
| <b>P</b>     | 23 Nic Schmitt (6-2, 273, r-Sr.)             |
|              | 97 Brent Bowden (6-2, 192, r-Fr.)            |

Depth chart as of June 1, 2006

## 2005 Lettermen and Returning Starters

Total Lettermen; 59; Lost 23/Returning 36  
(2005 starters in bold; starts in parentheses)

### Offense

|                              |    |                           |
|------------------------------|----|---------------------------|
| <b>Lost - 13</b>             |    | <b>Returning - 13</b>     |
| Chris Clifton                | SE | <b>David Clowney</b> (12) |
|                              |    | Josh Hyman (1)            |
|                              |    | Josh Morgan               |
| <b>Jeff King</b> (13)        | TE |                           |
| <b>John Kinzer</b> (11)‡     |    |                           |
| Jordan Trott                 |    |                           |
| <b>Jimmy Martin</b> (12)     | OT | <b>Duane Brown</b> (13)   |
|                              |    | Brandon Frye (1)          |
|                              |    | Brandon Gore              |
| <b>Jason Murphy</b> (13)     | OG | Nick Marshman             |
| <b>Will Montgomery</b> (13)# |    |                           |
| Reggie Butler (5)            |    |                           |
| Rashad Ferebee               | C  | <b>Danny McGrath</b> (7)  |
| <b>Marcus Vick</b> (13)      | QB | Cory Holt                 |
|                              | FB | Jesse Allen (2)           |
|                              | TB | Branden Ore               |
| <b>Cedric Humes</b> (8)      |    |                           |
| Mike Imoh (5)                |    |                           |
| John Candelas                |    |                           |
|                              | FL | <b>Eddie Royal</b> (13)   |
|                              |    | Justin Harper             |

### Defense

|                            |     |                          |
|----------------------------|-----|--------------------------|
| <b>Lost - 9</b>            |     | <b>Returning - 19</b>    |
| <b>Darryl Tapp</b> (13)    | E   | <b>Chris Ellis</b> (9)   |
| Greg Kezmarsky             |     | Noland Burchette (4)     |
|                            |     | Orion Martin             |
| <b>Jonathan Lewis</b> (13) | T   | Carlton Powell (5)       |
| <b>Tim Sandidge</b> (8)    |     | Barry Booker             |
|                            |     | Kory Robertson           |
| <b>James Anderson</b> (13) | OLB | Brenden Hill             |
|                            |     | Corey Gordon             |
| Blake Warren               | ILB | <b>Vince Hall</b> (13)   |
|                            |     | <b>Xavier Adibi</b> (13) |
|                            |     | Brett Warren             |
| <b>Jimmy Williams</b> (13) | CB  | Purnell Sturdivant       |
|                            |     | <b>Roland Minor</b> (12) |
|                            |     | Brandon Flowers (1)      |
|                            |     | Victor Harris            |
|                            |     | Ryan Hash                |
| <b>Justin Hamilton</b> (7) | ROV | <b>Aaron Rouse</b> (13)  |
| Robert Parker              |     | Cary Wade                |
|                            | S   | D.J. Parker (6)          |


### Specialists

|                           |    |                           |
|---------------------------|----|---------------------------|
| <b>Lost - 1</b>           |    | <b>Returning - 4</b>      |
|                           | PK | <b>Brandon Pace</b> (13)  |
|                           | KO | <b>Jared Develli</b> (11) |
|                           | P  | <b>Nic Schmitt</b> (13)   |
| <b>Tripp Carroll</b> (13) | DS | <b>Nick Leeson</b> (13)   |

‡ - Kinzer started 11 games in two tight end set, replacing fullback.

# - Montgomery started seven games at left guard and six at center.

VA  
TECH



Frank Beamer has won back-to-back ACC Coach of the Year honors, and was tabbed the consensus 1999 National Coach of the Year



*The 2006 Virginia Tech Football Staff: (front, l to r) Jim Cavanaugh, Bryan Stinespring, Frank Beamer, Bud Foster, Billy Hite; (middle row) Kevin Sherman, Curt Newsome, Mike O' Cain, James Miller, Charley Wiles, Torrian Gray, Kevin Hicks, Mike Gentry; (back row) Lester Karlin, John Ballein, Chad Hyatt, Bruce Garnes, Mike Goforth and Tom Booth.*

MEET THE COACHES

# Coach Frank Beamer

## Two-Time Atlantic Coast Conference Coach of the Year Enters His 20th Year at the Helm of the Hokies

Virginia Tech couldn't have asked for anyone better than Frank Beamer to guide its football program into the Atlantic Coast Conference.

In each of the Hokies' first two seasons in their new league, Beamer has been named coach of the year. Last season, he guided Virginia Tech to an 11-2 record, the ACC Coastal Division title, a spot in the inaugural league championship game and the Hokies' 13th-straight bowl game.

Beamer, who was the consensus national coach of the year in 1999, may have done his best coaching job in 2004, guiding a young Tech team that was picked to finish sixth in the ACC to a league title and a BCS Bowl. The team also won the league's 2004 Fall Sportsmanship Award for football, yet another tribute to the program Beamer and his staff have built.

When Beamer accepted the job as head football coach at his alma mater in 1987, his goal was for the Virginia Tech football program to reach a consistent level of excellence. The Hokies have come a long way since that day, and along the way, Beamer has become one of the most respected and successful coaches on the college football scene.

Beamer is heading into his 20th season at Virginia Tech and his 26th year as a collegiate head coach. He is ranked third among active Division I-A coaches in victories with 188. His Tech teams have posted a 132-39 record over the past 13 seasons and appeared in bowl games each year during that span, a feat equaled by just three other schools. Prior to winning the 2004 ACC championship, he guided the Hokies to three BIG EAST Conference championships and in 1999 helped direct Tech to the national championship game. Beamer's Hokies have earned the highest national rankings in the program's history, spending 77 weeks in the Top 10 of The Associated Press poll over the past seven seasons. During one

stretch that ended in 2003, Tech was ranked in 84 consecutive AP polls.

Winning has been just part of Frank Beamer's success story. He and his staff have earned a reputation for getting the most out of their players.

In 2000, Beamer and his staff directed Tech to an 11-1 record after opening the season with eight new starters on defense and an all-new lineup in the kicking game. During the 2001 season, the Hokies posted an 8-4 record and appeared in the Top 20 every week despite having to fill four offensive line spots, the quarterback job vacated by sensational underclassman Michael Vick and the tailback spot left open when All-America running back Lee Suggs was lost for the

season with an injury. In 2002, the Hokies were 10-4 despite attacking one of their toughest schedules ever with a young team that featured all-new starters at the defensive tackle, inside linebacker and rover positions, as well as major questions at quarterback and wide receiver. In 2004, the Hokies earned 10 wins, an ACC title, a Top 10 ranking and a Sugar Bowl bid despite having to replace 14 starters.

A spot in the Nokia Sugar Bowl to play No. 1 Florida State for the national championship focused widespread attention on Virginia Tech and its football program following the 1999 season. And although the Hokies fell short in their bid for the national title, they proved that they belong among the top teams

in the college ranks.

For his part in the Hokies' magical 1999 season, Beamer earned eight national coach of the year awards. He was named the Bobby Dodd Coach of the Year, the GTE Coach of the Year, the Eddie Robinson Coach of the Year, the Paul 'Bear' Bryant Coach of the Year, the Associated Press Coach of the Year, the Walter Camp Football Foundation/*Street & Smith's* Coach of the Year, the Maxwell Football Club Coach of the Year and the Woody Hayes Coach of the Year. He also was named the BIG EAST Conference Coach of the Year for the third time.

There have been plenty of other accolades for the Hokies' coach. Prior to the 2005 season, a *Seattle Times* Poll of more



*Coach Frank Beamer talks with long-time associate Billy Hite prior to the Hokies' game at Maryland last season.*



**Coach Frank Beamer gets a Gatorade shower following the Hokies' Gator Bowl victory over Louisville last season, and continues to be showered with attention for the tremendous success he has helped bring to Virginia Tech football.**

than 40 coaches voted Frank Beamer as the current I-A head coach for whom they had the most respect. Beamer was also selected the fifth-best strategist among current I-A coaches. In a survey of Division I-A football coaches conducted by *Bloomberg News* in the fall of 2000, Beamer was named the best coach a school could hire to run its football program. When BIG EAST Conference football celebrated its first 10 years of existence in 2000, Beamer was voted the Coach of the Decade by the league's media.

In January 2001, the Pigskin Club of Washington, D.C., honored Beamer as the NCAA Coach of the Year. In May of that year, an on-line newspaper named him the best coach currently in the college football ranks because of his ability to place Tech among the nation's elite year in and year out.

Following consecutive 10-2 seasons in 1995 and 1996, Beamer was voted BIG EAST Conference Coach of the Year by the league coaches. He was one of five finalists in the voting for the 1995 National Coach of the Year. In 1996, *The Sporting News* queried writers from around the country and asked them to rate the coaches in various conferences. In the BIG EAST, those writers rated Frank Beamer the best coach on game day, the best in game preparation, the best as a motivator, the best as a teacher, the best in big games and the best overall.

In 1999, *The Sporting News* ranked the nation's top coaches in terms of their ability to get the most out of their players. Beamer was picked No. 9 in Division I-A. Four of Tech's last six years in the league, *TSN* rated the Tech coach tops among BIG EAST head coaches. The publication also ranked the Hokies' football coaching staff as the best in the conference four times during that span. *Street & Smith's College Football 2002* rated Beamer as the top recruiter in the BIG EAST. In 2004, *SI.com* selected him coach of the year in the Division I-A ranks.

The rise of the Tech football program has made Beamer a man in demand. It has opened doors to places he may never

have dreamed of as a youngster growing up in Southwest Virginia.

In September 2000, Beamer was invited to the White House where he joined a select group that stood in the Rose Garden behind then-President Bill Clinton as he made remarks on the Conservation and Reinvestment Act. Beamer was one of the keynote speakers at the American Football Coaches Association Convention in 2000, and in April, 2001, he joined former Prime Minister of Great Britain, Lady Margaret Thatcher, as one of the featured speakers at SUCCESS 2001, one of the nation's most popular business seminars.

In April 2004, Beamer was presented a Humanitarian Award by the National Conference for Community and Justice for

his contributions to fostering justice, equity and community in the Roanoke Valley. An avid NASCAR fan, Beamer has been the official starter for races at Bristol Motor Speedway and Richmond International Raceway.

Beamer's success has also made him a much sought-after coach. In recent years, he has been pursued by numerous other schools and has drawn interest from professional football teams. But in the end, his loyalty has remained with the Hokies.

Beamer has always put Virginia Tech first — ever since he starred as a defensive back for the Hokies in his undergraduate days in the late 1960s, and surely throughout his 19 years as head coach of the Hokies. He has given

*continued on next page*

## Stability at the Top Equals Success

One of the keys to the continuing success of Virginia Tech football has been the stability of the program. That stability begins at the top with head coach Frank Beamer, whose 19 years at the Hokie helm have helped the program develop a sense of the stability and consistency currently enjoyed by just a handful of other Division I-A schools. Only three of the 119 Division I-A head football coaches have been at their current school longer than Beamer — Penn State's Joe Paterno, Florida State's Bobby Bowden and Air Force's Fisher DeBarry. The Hokies' head man, his associate head coach and his three coordinators have a combined total of 80 years of full-time coaching experience at Virginia Tech alone.

### Coaching Excellence

Virginia Tech defensive coordinator Bud Foster was named the No.1 defensive coordinator in Division I-A by *rivals.com* prior to the 2005 season. Foster's defensive unit went on to finish the season ranked first nationally in total defense and Foster was a finalist for the prestigious Broyles Award as the nation's top assistant coach for the third time in the last seven seasons.

### The Highest Compliment

In a *Seattle Times* poll of more than 40 Division I-A head football coaches prior to the 2005 season, Virginia Tech's Frank Beamer was picked the most respected coach among current I-A head coaches.



*Coach Beamer celebrates with his players after claiming the ACC Coastal Division crown last season.*

the Tech program a sense of stability enjoyed by just a handful of other Division I-A schools. Only three other active Division I-A head coaches have been at their current school as long as Beamer.

In 1990, Beamer received a new contract and a substantial pay raise. He refused the raise, however, until such time that all classified and faculty employees of the university could have the same opportunity for pay raises. Most state salaries had been frozen at the time. He was offered a pay increase again last year, but did not sign until his assistant coaches were taken care of first.

Another indication of Beamer's love for the university came on the night he was

inducted into The Virginia Tech Sports Hall of Fame in 1997. He called it the biggest honor of his entire career. With the induction, he became the first active coach at the university to be honored in that fashion.

Beamer's overall record at Tech now stands at 146-79-2. He became Tech's winningest football coach during the 1997 campaign. Counting six years as head coach at Murray State prior to joining the Hokies, Beamer's overall 25-year record is 188-102-4. That record places him third among active Division I-A coaches in wins.

The 59-year-old Beamer, the first alumnus to guide the Hokies since the 1940s, took over the

Tech reins from Bill Dooley in January 1987. He began work a few days after the Hokies had beaten North Carolina State in the Peach Bowl. It took a while for him to

get the Hokies moving in the right direction because the football program was hit with NCAA sanctions at the time.

But everything came together in the 1990s. The Techmen finished 9-3 in 1993 after beating Indiana, 45-20, in a wild Independence Bowl game. Tech followed up with an 8-4 season in 1994, losing to Tennessee, 45-23, in the Gator Bowl.

The Tech teams in 1995 and 1996 were among the best in school history. The 1995 team swept the BIG EAST Conference championship outright and the 1996 club tied for the title with Syracuse and Miami.

The 1995 team was 9-2 during the regular season and then came up with a stirring 28-10 victory over Texas in the Sugar Bowl. The 1996 team went 10-1 during the regular season and lost to powerful Nebraska, 41-21, in the Orange Bowl after giving the Cornhuskers a fierce battle for three quarters.

The Hokies fell to 7-5 in 1997 and were beaten badly

## Active Career Wins Leaders

*Minimum five years as Division I-A head coach; Record at four-year colleges only*

|     |                                    |            |
|-----|------------------------------------|------------|
| 1.  | Bobby Bowden, Florida State        | 359        |
| 2.  | Joe Paterno, Penn State            | 354        |
| 3.  | <b>Frank Beamer, Virginia Tech</b> | <b>188</b> |
| 4.  | Jim Tressel, Ohio State            | 185        |
| 5.  | Dennis Franchione, Texas A&M       | 171        |
| 6.  | Mack Brown, Texas                  | 169        |
| 7.  | Fisher DeBerry, Air Force          | 165        |
| 8.  | Dick Tomey, San Jose State         | 161        |
| 9.  | Steve Spurrier, South Carolina     | 149        |
| 10. | Mike Price, Texas-El Paso          | 145        |
| 11. | Dennis Erickson, Idaho             | 144        |
| 12. | Phillip Fulmer, Tennessee          | 128        |
|     | John L. Smith, Michigan State      | 128        |
| 14. | Sonny Lubick, Colorado State       | 122        |
| 15. | Glen Mason, Minnesota              | 117        |
| 16. | Mike Belloti, Oregon               | 111        |
| 17. | Joe Tiller, Purdue                 | 106        |
| 18. | Jeff Bower, Southern Miss          | 103        |
| 19. | Lloyd Carr, Michigan               | 102        |
|     | Gary Pinkel, Missouri              | 102        |

by North Carolina in the Gator Bowl, 42-3. But they came right back with a 9-3 mark in 1998 that included an impressive 38-7 victory over Alabama in the inaugural Music City Bowl in Nashville, Tenn.

The two winningest seasons in school history followed in 1999 and 2000 with the Hokies posting back-to-back 11-1 records. Tech registered its first-ever 11-0 regular-season record in '99 before losing its national championship battle with FSU.

In 2000, the Hokies' only blemish was a loss at Miami in the ninth game of the season. Both seasons, Tech climbed as high as No. 2 in The Associated Press poll, finishing No. 2 in '99 and No. 6 in 2000. The Hokies climbed as high as No. 5 in the 2001 AP poll and finished 18th. In 2002, Tech was ranked as high as No. 3 in the AP poll after posting consecutive wins over nationally ranked LSU (14th), Marshall (16th) and Texas A&M (19th). The Hokies' youthful team finished the season 18th.

During the 2003 season, the Hokies ended No. 2 Miami's 39-game regular-season winning streak with a 31-7 victory. The Canes were the highest-ranked opponent Tech had ever beaten on the gridiron. The Hokies climbed as high as No. 3 in the polls before falling victim to inconsistent play during the final month of the season. Still, Tech

## Active Career Percentage Leaders

*Minimum five years as Division IA head coach; Record at four-year colleges only*

|     |                                    | Yrs       | Won        | Lost       | Tied     | Pct         | Bowl W-L-T   |
|-----|------------------------------------|-----------|------------|------------|----------|-------------|--------------|
| 1.  | Bob Stoops, Oklahoma               | 7         | 75         | 16         | 0        | .824        | 4-4-0        |
| 2.  | Dan Hawkins, Colorado              | 10        | 93         | 21         | 1        | .813        | 0-4-0        |
| 3.  | Phillip Fulmer, Tennessee          | 14        | 128        | 37         | 0        | .776        | 7-6-0        |
| 4.  | Bobby Bowden, Florida State        | 40        | 359        | 107        | 4        | .768        | 19-9-1       |
| 5.  | Steve Spurrier, South Carolina     | 16        | 149        | 45         | 2        | .765        | 6-7-0        |
| 6.  | Lloyd Carr, Michigan               | 11        | 102        | 34         | 0        | .750        | 5-6-0        |
|     | Joe Paterno, Penn State            | 40        | 354        | 117        | 3        | .750        | 21-10-1      |
| 8.  | Jim Tressel, Ohio State            | 20        | 185        | 70         | 2        | .724        | 4-1-0        |
| 9.  | Dennis Erickson, Idaho             | 17        | 144        | 57         | 1        | .714        | 5-5-0        |
| 10. | Frank Solich, Ohio                 | 7         | 62         | 26         | 0        | .704        | 2-3-0        |
| 11. | Gary Paterson, Texas Christian     | 6         | 42         | 18         | 0        | .700        | 2-3-0        |
| 12. | Tommy Bowden, Clemson              | 9         | 70         | 37         | 0        | .654        | 3-3-0        |
| 13. | Dennis Franchione, Texas A&M       | 23        | 171        | 92         | 2        | .649        | 5-3-0        |
| 14. | Mack Brown, Texas                  | 22        | 169        | 93         | 1        | .644        | 8-6-0        |
| 15. | Tommy Tuberville, Auburn           | 11        | 85         | 47         | 0        | .644        | 5-3-0        |
| 16. | <b>Frank Beamer, Virginia Tech</b> | <b>25</b> | <b>188</b> | <b>102</b> | <b>4</b> | <b>.639</b> | <b>6-7-0</b> |
| 17. | Mike Leach, Texas Tech             | 6         | 48         | 28         | 0        | .632        | 3-3          |
| 18. | Pat Hill, Fresno State             | 9         | 72         | 43         | 0        | .626        | 3-1-0        |
| 19. | Mike Belloti, Oregon               | 16        | 111        | 67         | 2        | .622        | 4-5-0        |
| 20. | Chuck Amato, NC State              | 6         | 46         | 28         | 0        | .622        | 4-1-0        |

*Includes record in NCAA and/or NAIA championships*



## Beamer's Profile

### PERSONAL:

Born: 10/18/46, Mt. Airy, N.C.  
 Hometown: Hillsville, Va.  
 Wife: former Cheryl Oakley  
 Children: Shane, Casey

### EDUCATION:

High School: Hillsville (1965)  
 College: Virginia Tech (1969)  
 Postgraduate: Radford University (1972)

### PLAYING EXPERIENCE:

Virginia Tech (1966-68)

### COACHING EXPERIENCE:

1972 Graduate Assistant, Maryland  
 1973-76 Assistant Coach, The Citadel  
 1977-78 Defensive Coordinator, The Citadel  
 1979-80 Defensive Coordinator, Murray State  
 1981-86 Head Coach, Murray State  
 1981 (8-3)  
 1982 (4-7)  
 1983 (7-4)  
 1984 (9-2)  
 1985 (7-3-1)  
 1986 (7-4-1) Ohio Valley co-champion  
 Record at Murray State: 42-23-2 (six years)  
 1987- Head Coach, Virginia Tech  
 1987 (2-9)  
 1988 (3-8)  
 1989 (6-4-1)  
 1990 (6-5)  
 1991 (5-6)  
 1992 (2-8-1)  
 1993 (9-3) Independence Bowl champion  
 1994 (8-4) Gator Bowl  
 1995 (10-2) BIG EAST champion, Sugar Bowl champion  
 1996 (10-2) BIG EAST co-champion, Orange Bowl  
 1997 (7-5) Gator Bowl  
 1998 (9-3) Music City Bowl champion  
 1999 (11-1) BIG EAST champion, Sugar Bowl  
 2000 (11-1) Gator Bowl champion  
 2001 (8-4) Gator Bowl  
 2002 (10-4) San Francisco Bowl champion  
 2003 (8-6) Insight Bowl  
 2004 (10-3) ACC champion, Sugar Bowl  
 2005 (11-2) ACC Coastal champion, Gator Bowl champion  
 Record at Virginia Tech: 146-79-2 (19 years)  
 Overall head coaching record: 188-102-4 (25 years)

### BOWL/PLAYOFF EXPERIENCE:

#### Player

1966 Liberty (Virginia Tech vs. Miami)  
 1968 Liberty (Virginia Tech vs. Mississippi)

#### Coach

1979 Division I-AA Playoffs (Murray State, semifinals)  
 1993 Independence (Virginia Tech vs. Indiana)  
 1994 Gator (Virginia Tech vs. Tennessee)  
 1995 Sugar (Virginia Tech vs. Texas)  
 1996 Orange (Virginia Tech vs. Nebraska)  
 1997 Gator (Virginia Tech vs. North Carolina)  
 1998 Music City (Virginia Tech vs. Alabama)  
 1999 Sugar (Virginia Tech vs. Florida State)  
 2000 Gator (Virginia Tech vs. Clemson)  
 2001 Gator (Virginia Tech vs. Florida State)  
 2002 San Francisco (Virginia Tech vs. Air Force)  
 2003 Insight (Virginia Tech vs. California)  
 2004 Sugar (Virginia Tech vs. Auburn)  
 2005 Gator (Virginia Tech vs. Louisville)



*Frank Beamer and his wife Cheryl, with their daughter Casey, and their son Shane and his wife Emily.*

earned eight wins for the 10th time in 11 seasons.

The 2004 season saw the Hokies bounce back to win their last eight games of the regular season, including victories against three nationally ranked teams — No. 6 West Virginia, No. 16 Virginia and No. 9 Miami.

Beamer's early Tech teams also registered many exciting victories. One of the most impressive came in 1990 when the Hokies capped the year with a 38-13 victory over arch-rival Virginia before a crowd of 54,157, which at the time was the largest ever to see a college football game in the commonwealth of Virginia. During the 1989 season, Tech knocked off ninth-ranked West Virginia and star quarterback Major Harris, 12-10, in Morgantown.

During his undergraduate days at Tech, Beamer started three years as a cornerback and played on the Hokies' 1966 and 1968 Liberty Bowl teams. He received a B.S. in distributive education from Tech in 1969 and a master's in guidance from Radford in 1972. Then came the start of the Beamer coaching career.

He began as an assistant at Radford High School from 1969 through 1971. Then, after one season as a graduate assistant at the University of Maryland, he went to The Citadel where he worked five seasons under Bobby Ross and one year under Art Baker. His last two years at The Citadel, Beamer was the defensive coordinator.

In 1979, Beamer went to Murray State as the defensive coordinator under Mike Gottfried. He was named head coach at Murray State in 1981 and went on to compile a six-year record of 42 wins, 23 losses and two ties.

The Tech coach was born in Mt. Airy, N.C., and grew up in Hillsville, Va. At Hillsville High, he earned 11 varsity letters as a three-sport athlete in football, basketball and baseball.

Beamer is married to the former Cheryl Oakley of Richmond, Va. They have two children, Shane, a former member of his dad's football team at Tech and now an assistant at Mississippi State; and daughter Casey, a 2003 graduate of Virginia Tech.

# BeamerBall

## Blocking Kicks and Scoring in All Phases of the Game Have Become Traditions Under Coach Frank Beamer

- During the Frank Beamer era at Tech, putting points on the scoreboard has always been a team effort — the offensive team, the defensive team and the special teams. It's called BeamerBall, and what sets it apart are the contributions of the defense and special teams.

- Each of Tech's last eight teams is ranked among the school's top 10 highest-scoring teams. During that time, a player at every position on the defensive unit has produced at least one touchdown. And 26 different players have scored touchdowns while playing on Tech's special teams. Altogether, the defense and special teams have combined for 101 TDs since Beamer arrived in 1987, including 84 in Tech's last 150 games.

- Under Beamer, Tech's defense has scored 65 TDs, with 41 coming on pass interceptions, 22 on fumble returns and two on fumble recoveries. The special teams have added 36 TDs, including 15 on blocked punts, 12 on punt returns, four on

kickoff returns, four on blocked field goals and one on a fumble recovery.

- Fittingly, the trend started in Beamer's first game as Tech's head coach when true freshman Jon Jeffries returned a kickoff 92 yards for a touchdown against Clemson. It was the Hokies' first TD under Beamer, and it was scored on special teams.

- Under Beamer, 69 different players on defense and special teams have scored TDs. Seventeen of those players — Don Stokes, Jock Jones, Roger Brown, Lawrence Lewis, Antonio Banks, Jim Baron, Keion Carpenter, Pierson Prioleau, Anthony Midget, Cory Bird, Kevin McCadam, Willie Pile, Jimmy Williams, Vincent Fuller, Eric Green, Roland Minor and Vince Hall — scored twice. Jason Lallis, Ike Charlton and Ricky Hall each had three scores, André Davis four and DeAngelo Hall had six.

- Since the start of the 1993 season, Tech is 55-8 in games it scores at least one TD on defense or special teams.



*Chris Ellis heads into the end zone on a 29-yard interception return for a score in the Hokies' 51-7 victory over Georgia Tech last season.*



*Jeff King blocks a Georgia Tech field goal attempt that would be returned 78 yards by D.J. Parker for a touchdown last season.*

- Tech's tradition for blocking kicks is another part of BeamerBall. It was carried to new heights in 1998 with 10 blocks during the regular season and two more in the Hokies' Music City Bowl game against Alabama. Tech has 108 blocks in Frank Beamer's 227 games as head coach. The Hokies have blocked 54 punts (15 for TDs), 33 field goals and 21 extra points.

- The most prolific kick blockers under Beamer have been defensive lineman Bernard Basham and safety Keion Carpenter, who each posted six blocks during their Tech careers. Basham blocked three field goals and three PATs, while Carpenter blocked six punts.

- Tech blocked more kicks in the 1990s than any other Division I-A team. The Hokies blocked 63 kicks during the decade — 31 punts, 18 PATs and 14 FGs. Tech has started the new decade with 32 blocks.

- During its time in the BIG EAST (1991-2003), Tech posted at least three blocked kicks against every team in the league. During that span, Tech blocked 10 kicks against Pittsburgh, nine against Miami, seven versus WVU, six versus Rutgers, four against Boston College and Syracuse, and three versus Temple.

- The teams Tech has victimized the most during Beamer's 19 seasons have been Pittsburgh, West Virginia and Miami. During that span, the Hokies have blocked 10 kicks versus the Panthers and Mountaineers, and nine against the Hurricanes.

- During the Beamer era, Tech has blocked two kicks in a game 19 times, winning 14 of those games. Tech blocked two kicks against four different teams in 1998.

# NOTEWORTHY ACCOMPLISHMENTS

## Under the direction of Frank Beamer and his staff, the Hokies have ...

- played for the national championship for the first time in school history.
- become one of only four Division I schools to go to bowl games each of the last 13 seasons.
- earned four conference titles and four BCS bids in a 10-year span.
- compiled a school-record streak in the Associated Press Top 25 Poll at 84 consecutive weeks.
- posted 11 wins in a season for the first time.
- registered the program's first back-to-back 11-win seasons.
- produced the school's first 11-0 regular-season record in football.
- averaged more than nine wins a season over the last 13 years.
- won an Atlantic Coast Conference Championship in their first season of competition.
- played in the inaugural ACC Championship game.
- produced the ACC Coach of the Year and Player of the Year during their inaugural ACC season.
- became the first team in BIG EAST history to win all the league's major awards in the same season.
- earned the highest national rankings in school football history, including five Top 10 finishes and back-to-back Top 6 finishes.
- finished in a final Top 25 poll 11 times in the last 13 seasons.
- won more games (146) than under any other coaching staff in school history.
- been to three times as many bowl games (13) than under any other staff.
- won more bowl games (6) than under any other coaching staff.
- posted 13 straight seasons of seven or more wins for the first time in school history.
- had 104 of their last 125 games televised (83%).
- compiled an 83-28 record in televised games since the start of the 1995 season.
- blocked more kicks in the 1990s than any other Division I-A team.
- become one of only eight Division I-A schools ever to lead the nation in both scoring offense and defense in the same season.
- had at least one player from every defensive position score a touchdown.
- produced a No. 1 pick in the National Football League draft.
- had more than 130 players sign with NFL teams.
- had two players who entered the program as walk-ons drafted in the top four rounds of the NFL draft.
- produced 11 Associated Press All-Americans over the last seven seasons.
- had players win 10 major conference individual awards in the last eight years.



**National Coach of the Year**  
*Coach Frank Beamer was tabbed the consensus national football coach of the year for 1999 after leading the Hokies to an 11-0 regular season and a berth in the national championship game.*

Frank Beamer, the first Tech alumnus to guide the Hokies' football program since the 1940s, has won more games at Tech than any other football coach. Prior to Beamer, no other grid coach in Virginia Tech history had served more than 10 seasons as head coach. Only three of the 119 Division I-A head coaches have been at their current school consecutively longer than Beamer's 19 years. Those coaches are Joe Paterno (40 yrs., Penn State); Bobby Bowden (30 yrs., Florida State); and Fisher DeBerry (22 yrs., Air Force).

With last year's visit to the Toyota Gator Bowl, head coach Frank Beamer has led the Hokies to 13 straight bowl games. The 13 bowl appearances mark the third-highest by any active coach. Penn State's Joe Paterno leads the way with 32, followed by Florida State's Bobby Bowden with 27.

# Billy Hite

## Associate Head Coach and Running Backs Coach



Billy Hite, who has helped develop 23 running backs who have gone on to sign with NFL teams, is entering his 29th season on the Tech coaching staff and his sixth year as the Hokies' associate head coach.

While at Tech, Hite has helped produce eight of Virginia Tech's

top 10 career rushing leaders. He has been on the sidelines for more Virginia Tech football games than any other coach.

Hite came to Blacksburg as a member of Bill Dooley's football staff in 1978. He served as a recruiter and head jayvee coach his first two years, then took over as the offensive backfield coach in charge of tailbacks and fullbacks in 1980. He has been coaching Tech's running backs ever since.

Hite remained at Tech when Frank Beamer took over in 1987

and was elevated to the position of assistant head coach by Beamer the following year. He was promoted to the new position of associate head coach in December 2000.

In 1989, Hite filled in as the acting head coach when Beamer was sidelined following coronary angioplasty surgery and had to miss a home game versus Tulane. Hite didn't let the Tech faithful down as he led the Hokies to an emotional 30-13 victory.

Hite's first tailback in 1980, Cyrus Lawrence, went on to establish Tech season and career marks for rushing yards. During the mid-1980s, Hite was credited with the development of Tech's famed "Stallions" backfield that featured Maurice Williams and Eddie Hunter.

In 2000, tailback Lee Suggs shattered school and BIG EAST Conference scoring records on the way to leading the nation in touchdowns and scoring. Suggs,

who also led the conference in rushing, was selected the Co-BIG EAST Offensive Player of the Year.

During the 2001 season, with Suggs sidelined by an injury, true freshman tailback Kevin Jones came on to lead the team in rushing and set a Tech record for rushing yards by a freshman. Jones was named the BIG EAST Rookie of the Year.

In 2002, Suggs and Jones combined to become the most productive Tech twosome ever in terms of single-season rushing yardage, combining for over 2,000 yards. During the 2003 season, Jones broke Lawrence's single-season rushing mark and set new Tech records for rushing in a game and 100-yard games in a season. He earned consensus All-America honors before opting to leave early for the NFL Draft. He was a first-round pick of the Detroit Lions. Jones' single-game

rushing mark was broken in 2004 when another one of Hite's pupils, Mike Imoh, ran for 243 yards at North Carolina.

A native of Hyattsville, Md., Hite was a former star tailback at the University of North Carolina. He received a bachelor's degree in education in 1974. Hite began his coaching career as a graduate assistant at UNC in '74. He was a part-time assistant for the Tar Heels from 1975-77. Hite received one of his highest honors when he was inducted into the DeMatha High School Hall of Fame in 1992.

Hite is married to the former Anne Heen of Memphis, Tenn. They have two daughters, Kirsten Marie, 21, and Bryn Elizabeth Louise, 17, and a son, Griffin William, 13.

### Hite's Profile

#### PERSONAL:

Born: 4/28/51, Washington, D.C.  
Hometown: Hyattsville, Md.  
Wife: former Anne Heen  
Children: Kirsten Marie, Bryn Elizabeth Louise, Griffin William

#### EDUCATION:

High School: DeMatha High School (1969)  
College: University of North Carolina (1974)

#### PLAYING EXPERIENCE:

North Carolina (1970-73)

#### COACHING EXPERIENCE:

1974-77 North Carolina (running backs)  
1978-87 Virginia Tech (running backs)  
1988-00 Virginia Tech (assistant head coach and running backs)  
2001- Virginia Tech (associate head coach and running backs)

#### BOWL EXPERIENCE:

##### Player

1971 Sun (North Carolina vs. Texas Tech)  
1972 Gator (North Carolina vs. Georgia)

##### Coach

1974 Sun (North Carolina vs. Mississippi State)  
1976 Peach (North Carolina vs. Kentucky)  
1977 Liberty (North Carolina vs. Nebraska)  
1980 Peach (Virginia Tech vs. Miami)  
1984 Independence (Virginia Tech vs. Air Force)  
1986 New Peach (Virginia Tech vs. N.C. State)  
1993 Independence (Virginia Tech vs. Indiana)  
1994 Gator (Virginia Tech vs. Tennessee)  
1995 Sugar (Virginia Tech vs. Texas)  
1996 Orange (Virginia Tech vs. Nebraska)  
1997 Gator (Virginia Tech vs. North Carolina)  
1998 Music City (Virginia Tech vs. Alabama)  
1999 Sugar (Virginia Tech vs. Florida State)  
2000 Gator (Virginia Tech vs. Clemson)  
2001 Gator (Virginia Tech vs. Florida State)  
2002 San Francisco (Virginia Tech vs. Air Force)  
2003 Insight (Virginia Tech vs. California)  
2004 Sugar (Virginia Tech vs. Auburn)  
2005 Gator (Virginia Tech vs. Louisville)



*Coach Billy Hite and his wife, Anne, with Bryn, Griffin and Kirsten.*

# VIRGINIA TECH'S RUNNING GAME

## Under the direction of Coach Billy Hite, in 2005 ...

- Tech led the ACC in rushing touchdowns with 30 and tied for first in yards per rush at 4.1.
- the Hokies got an average of 155.5 yards per game out of their tailback position.
- the Hokies were one of only two ACC teams to rush for over 2,000 yards.



"I tell all my players to be the best back on the field — to be complete football players. I want them to take the attitude that one man cannot bring them down. I want them to be physical and nasty when blocking; to run good pass routes and catch the football; and to be good actors and carry out their fakes. Once a back touches the ball, they make the decision where to run. I will never second guess a running back with the ball in his arms. If each back protects the football, makes the big play and plays with intensity, we will win."

— Billy Hite



## During Billy Hite's tenure at Virginia Tech ...

- the Hokies have rushed for over 63,000 yards — an average of more than 200 yards per game (202) over a 317-game period.
- he has had a back rush for 100 yards or more in a game 146 times.
- the Hokies have had an average of 145 yards rushing per game from the tailback position.
- he has coached eight of Virginia Tech's top 10 career rushing leaders.
- he has worked with seven of the nine Tech players who have turned in 1,000-yard rushing seasons.
- he has coached seven different running backs who rushed for over 100 yards in a bowl game.
- a total of 23 running backs have gone on to sign with NFL teams.
- the Hokies have been ranked among the top 20 rushing teams in Division I-A seven of the past 13 seasons.

Kevin Jones rushed for a Tech season-record 1,647 yards in 2003 before making his mark in the NFL with the Detroit Lions.

### Season Rushing Leaders

| Player                | Yards        |
|-----------------------|--------------|
| <b>Kevin Jones</b>    | <b>1,647</b> |
| <b>Cyrus Lawrence</b> | <b>1,403</b> |
| <b>Lee Suggs</b>      | <b>1,255</b> |
| <b>Cyrus Lawrence</b> | <b>1,221</b> |
| <b>Lee Suggs</b>      | <b>1,207</b> |
| <b>Dwayne Thomas</b>  | <b>1,130</b> |
| <b>Shyrone Stith</b>  | <b>1,119</b> |
| Roscoe Coles          | 1,119        |
| Roscoe Coles          | 1,045        |
| Phil Rogers           | 1,036        |

### Career Rushing Leaders

| Player                  | Yards        |
|-------------------------|--------------|
| <b>Cyrus Lawrence</b>   | <b>3,767</b> |
| <b>Kevin Jones</b>      | <b>3,475</b> |
| Roscoe Coles            | 3,459        |
| <b>Maurice Williams</b> | <b>2,981</b> |
| <b>Lee Suggs</b>        | <b>2,697</b> |
| <b>Dwayne Thomas</b>    | <b>2,696</b> |
| <b>Ken Oxendine</b>     | <b>2,645</b> |
| <b>Eddie Hunter</b>     | <b>2,523</b> |
| Phil Rogers             | 2,461        |
| <b>Vaughn Hebron</b>    | <b>2,327</b> |

(*Bold* signifies player coached by Hite)



# Bud Foster

## Defensive Coordinator and Inside Linebackers Coach

Bud Foster has gained a well-deserved reputation as one of the nation's most respected defensive coaches while serving on Frank Beamer's football staff at Virginia Tech.

Foster, who is starting his 20th season at Tech, has helped mold nationally-ranked defenses on a yearly basis during his 12 years as a coordinator. His success made him a finalist for the

coveted Broyles Award in 1999, 2001 and 2005. The award is presented annually to the nation's top assistant football coach.

Last year's unit led the nation in total defense and ranked among the top three teams in three other categories. It also produced two first-team All-Americans in Jimmy Williams and Darryl Tapp, along with four all-conference players.

Tech's 2004 defense ranked in the top five nationally in total defense, pass defense, scoring defense, interceptions and turnovers gained. Tech's young 2002 defense was ranked among the national leaders in

scoring defense, interceptions and turnovers gained.

Under Foster's guidance, the Hokies' 2001 defense proved to be one of the nation's best, ranking among the top eight teams in Division I-A in six different categories and leading the way in shutouts with four. In 2000, Foster took a defense that returned just three starters and turned it into a unit that led the BIG EAST in rushing defense, placed 16th nationally against the run and tied for third nationally in interceptions.

After helping Tech to the national championship game in 1999, Foster was recognized as the 2000 Division I-A Defensive Coordinator of the Year by *American Football Coach* magazine. Tech's 1999 defensive unit led Division I-A in scoring defense and ranked third in both total and rushing defense.

Following the 1998 season, Foster was pursued by the University of Florida for its

defensive coordinator position, but he opted to continue his long-standing football association with Beamer. That association dates back to 1979 when Foster was a strong safety and defensive end at Murray State and Beamer was the defensive coordinator. Foster began his coaching career as a graduate assistant at MSU in 1981, Beamer's first season as the head coach.

Since coming to Tech in 1987, Foster has worn several coaching hats. He coached the inside linebackers for one year in 1987, then tutored the outside linebackers for the next five seasons. Foster assumed responsibility for both sets of linebackers prior to the 1993 season and also took over special-teams coaching that year. The following year, he coached the inside linebackers and special teams. Foster assumed the position of co-defensive coordinator in 1995 and took over as the sole defensive coordinator

in '96. The inside linebackers continue to be his primary responsibility.

A 1981 graduate of Murray State, Foster was an outstanding strong safety and outside linebacker from 1977 to 1980. After two years as a graduate assistant at his alma mater, Foster was elevated to a full-time staff position. The Nokomis, Ill., native coached outside linebackers for three seasons before taking over the inside and outside linebackers in 1986. He also served as the Racers' recruiting coordinator and worked with special teams.

Foster and his wife Jacqueline have three children: Ammie, 27; Grant, 20; and Hillary, 18. In his spare time, Foster enjoys spending time with his family.

### Foster's Profile

#### PERSONAL:

Born: 7/28/59, Somerset, Ky.  
Hometown: Nokomis, Ill.  
Wife: former Jacqueline Travis  
Children: Ammie, Grant, Hillary

#### EDUCATION:

High School: Nokomis (Ill.) High School (1977)  
College: Murray State University (1981)

#### PLAYING EXPERIENCE:

Murray State (1977-80)

#### COACHING EXPERIENCE:

1981-82 Murray State (graduate assistant)  
1983-85 Murray State (outside linebackers)  
1986 Murray State (linebackers/special teams)  
1987 Virginia Tech (inside linebackers)  
1988-92 Virginia Tech (outside linebackers)  
1993 Virginia Tech (linebackers/special teams)  
1994 Virginia Tech (inside backers/special teams)  
1995- Virginia Tech (defensive coordinator/  
inside linebackers/special teams)

#### BOWL/PLAYOFF EXPERIENCE:

Player  
1979 Division I-AA Playoffs (Murray State, semifinals)  
Coach  
1986 Division I-AA Playoffs (Murray State, quarterfinals)  
1993 Independence (Virginia Tech vs. Indiana)  
1994 Gator (Virginia Tech vs. Tennessee)  
1995 Sugar (Virginia Tech vs. Texas)  
1996 Orange (Virginia Tech vs. Nebraska)  
1997 Gator (Virginia Tech vs. North Carolina)  
1998 Music City (Virginia Tech vs. Alabama)  
1999 Sugar (Virginia Tech vs. Florida State)  
2000 Gator (Virginia Tech vs. Clemson)  
2001 Gator (Virginia Tech vs. Florida State)  
2002 San Francisco (Virginia Tech vs. Air Force)  
2003 Insight (Virginia Tech vs. California)  
2004 Sugar (Virginia Tech vs. Auburn)  
2005 Gator (Virginia Tech vs. Louisville)



Coach Bud Foster and his wife, Jacquie, with Hillary, Grant and Ammie.

# VIRGINIA TECH'S DEFENSE

## Under the direction of Bud Foster in 2005, the Hokies' defense ...

- led the nation in total defense.
- produced two first-team All-Americans.
- ranked among the top three teams nationally in four defensive categories.
- topped the ACC in total defense and scoring defense.
- set a school season record for interception returns for touchdowns with five.
- produced finalists for the Nagurski, Hendricks, Lott and Thorpe awards.
- held opponents to 179 first downs, the fewest allowed by any ACC team.

## During Bud Foster's one year as co-defensive coordinator and 10 seasons as defensive coordinator, Tech has ...

- produced two BIG EAST defensive players of the year — Corey Moore, who earned the honor in both 1998 and 1999, and Cornell Brown, who won it in 1995.
- had at least one defensive player earn All-America honors every year. Four players gained A-A recognition in 1999 and three in 2001.
- had 39 different defensive players score touchdowns.
- produced its first Lombardi Award winner and its first Nagurski Trophy winner in Corey Moore.
- held opponents to an average of 102.7 yards rushing and 15.6 points per game over a 129-game span.
- had 24 players drafted by NFL teams.

"I believe in an attacking, aggressive style of defense. We want to put speed and athleticism on the field and use that to attack and pressure opposing offenses."

— Bud Foster



Vince Hall (9) and Xavier Adibi (11) are among the Hokies flying to the football against Maryland.

## Tech's National Defensive Rankings Under Coach Bud Foster

### 1995\*

1st Rushing Defense (77.36 ypg)  
5th Scoring Defense (14.09 ppg)  
10th Total Defense (285.9 ypg)  
23rd Pass Efficiency Defense (104.25 rating)

### 1996

Tied-9th Scoring Defense (15.27 ppg)  
16th Pass Efficiency Defense (99.37 rating)  
19th Rushing Defense (112.0 ypg)  
24th Total Defense (316.09 ypg)

### 1997

13th Scoring Defense (16.82 ppg)

### 1998

2nd Interceptions (23)  
4th Scoring Defense (12.9 ppg)  
7th Total Defense (284.9 ypg)  
11th Rushing Defense (102.2 ypg)  
11th Pass Efficiency Defense (103.4 rating)

### 1999

1st Scoring Defense (10.5 ppg)  
3rd Total Defense (247.3 ypg)  
3rd Rushing Defense (75.9 ypg)  
7th Pass Efficiency Defense (98.1 rating)

### 2000

Tied-3rd Interceptions (23)  
16th Rushing Defense (99.3 ypg)

### 2001

2nd Total Defense (237.81 ypg)  
2nd Rushing Defense (71.6 ypg)  
2nd Scoring Defense (13.4 ppg)  
3rd Pass Efficiency Defense (85.62 rating)  
Tied-7th Interceptions (19)  
8th Pass Defense (166.27 ypg)

### 2002

1st Interceptions (24)  
5th Turnovers Gained (37)  
21st Scoring Defense (18.79 ppg)

### 2004

2nd Scoring Defense (12.85 ppg)  
Tied-2nd Turnovers Gained (32)  
4th Total Defense (268.00 ypg)  
4th Pass Defense (152.77 ypg)  
Tied-4th Interceptions (19)  
7th Pass Efficiency Defense (100.95)  
9th Turnover Margin (1.00)  
21st Rushing Defense (115.23 ypg)

### 2005

1st Total Defense (247.62 ypg)  
2nd Scoring Defense (12.92 ppg)  
2nd Pass Efficiency Defense (92.68)  
3rd Pass Defense (154.23 ypg)  
8th Rushing Defense (92.68 ypg)  
Tied-9th Interceptions (19)

\*co-coordinator in 1995



# Bryan Stinespring

## Offensive Coordinator and Tight Ends Coach

Bryan Stinespring, an integral member of the Virginia Tech staff as both a coach and recruiter, is beginning his fifth season overseeing the Hokies' offense. Stinespring was promoted to offensive coordinator in December 2001 and began those duties during the Hokies' Gator Bowl game against Florida State on New Year's Day.

The 2006 season marks Stinespring's 14th year as a full-time coach on Frank Beamer's staff at Tech. This season, he

will return to coaching the tight ends after eight seasons as the offensive line coach.

During his time as the offensive line coach, one of Stinespring's star pupils, center Jake Grove, won the 2003 Rimington Trophy and became the university's third unanimous All-American. He was the first center taken in the 2004 NFL Draft. Last year, three of his linemen — Jimmy Martin, Will Montgomery and Jason Murphy — were named to the All-ACC team with Montgomery and Murphy earning first-team honors.

Stinespring took over the offensive line duties in the spring of 1998 and helped mold Tech's young line into a unit

that showed steady improvement during the '98 season. Two members of that line — tackle Derek Smith and guard Dwight Vick — went on to sign with NFL teams.

In 1999 and 2000, the offensive line helped clear the way as the Hokies set new BIG EAST rushing marks in back-to-back seasons. Center Keith Short, guard Matt Lehr and tackle Dave Kadela all earned second-team All-BIG EAST honors in '99. Lehr repeated as a second-team pick in 2000, while Kadela moved to first team. In 2002, tackle Anthony Davis earned second-team all conference honors as the offensive front cleared the way for record-setting tailbacks Lee Suggs and Kevin Jones, who combined for over 2,100 yards. In 2004, senior tackle Jon Dunn earned second-team All-ACC honors, while Montgomery and Martin were honorable mention.

Prior to taking over the O-line duties, Stinespring coached Tech's tight ends and assisted

with the offensive line for five seasons. He was the Hokies' recruiting coordinator for eight years (1994-2001) and continues to be instrumental in helping attract top high school talent to campus. In 2001, he served as Tech's assistant head coach along with his other duties.

Stinespring initially joined the Tech staff in 1990 as a graduate assistant coach and spent two seasons in that capacity helping with the offensive line. After serving as the director of sports programs in 1992, he was elevated to a full-time coaching position prior to the 1993 season.

A native of Clifton Forge, Va., Stinespring was a walk-on player for James Madison University in the early 1980s. He is married to the former Shelley Franklin of Richmond, Va. Bryan and Shelley have a son, Daniel, 12; twin daughters, Caroline and Olivia, who are 8 years old, and another daughter, Ella Grace, who will be 3 in August.

### Stinespring's Profile

#### PERSONAL:

Born: 10/12/63, Clifton Forge, Va.  
Hometown: Clifton Forge, Va.  
Wife: former Shelley Franklin  
Children: Daniel Franklin, Caroline Frances, Olivia Jane, Ella Grace

#### EDUCATION:

High School: Clifton Forge (Va.) High School (1982)  
College: James Madison University (1986)  
Postgraduate: Virginia Tech (1992)

#### COACHING EXPERIENCE:

1986-88 Lexington (Va.) High School  
1989 Patrick Henry (Va.) High School  
1990-91 Virginia Tech (graduate assistant)  
1992 Virginia Tech (director of sports programs)  
1993 Virginia Tech (tight ends/assistant offensive line)  
1994-97 Virginia Tech (tight ends/assistant offensive line/  
recruiting coordinator)  
1998-00 Virginia Tech (offensive line/recruiting coordinator)  
2001 Virginia Tech (assistant head coach/OL/recruiting)  
2002-05 Virginia Tech (offensive coordinator/offensive line)  
2006- Virginia Tech (offensive coordinator/tight ends)

#### BOWL EXPERIENCE:

##### Coach

1993 Independence (Virginia Tech vs. Indiana)  
1994 Gator (Virginia Tech vs. Tennessee)  
1995 Sugar (Virginia Tech vs. Texas)  
1996 Orange (Virginia Tech vs. Nebraska)  
1997 Gator (Virginia Tech vs. North Carolina)  
1998 Music City (Virginia Tech vs. Alabama)  
1999 Sugar (Virginia Tech vs. Florida State)  
2000 Gator (Virginia Tech vs. Clemson)  
2001 Gator (Virginia Tech vs. Florida State)  
2002 San Francisco (Virginia Tech vs. Air Force)  
2003 Insight (Virginia Tech vs. California)  
2004 Sugar (Virginia Tech vs. Auburn)  
2005 Gator (Virginia Tech vs. Louisville)



*Coach Bryan Stinespring and his wife, Shelley, with their children; Daniel, Caroline, Olivia and Ella.*



# VIRGINIA TECH'S OFFENSE

## Under the direction of Bryan Stinespring in 2005, the Hokies' offense ...

- ranked 17th nationally in scoring.
- led the ACC in scoring offense and passing efficiency.
- posted the best time of possession among ACC teams.
- produced five All-ACC players.
- set a school season record for first downs with 282.
- ranked among Tech's top five all-time leaders in scoring, total offense, passing yards and passing completions.
- scored 37 touchdowns in the red zone, tops in the ACC.

## During Bryan Stinespring's four seasons as offensive coordinator, Tech has ...


- averaged 380 yards and 32.6 points per game.
- finished with three of its top four all-time teams in total offense and three of its top five teams in both total points and passing yardage.
- produced the program's first Rimington Trophy winner in Jake Grove.
- had five players earn All-BIG EAST honors, including one repeat performer, and seven more who won All-ACC honors during the past two seasons, with three repeat picks.
- produced the ACC Player of the Year and Offensive Player of the Year in 2004.
- had 16 players sign with NFL teams.

"We want, and expect, to attack both the defense and the field of play in a concerted, aggressive approach. We want to be able to use schemes and formations that utilize our talents while placing pressure on the opponent to adjust and defend. Our goal is to set the tempo of the game and dictate the style of play that is indicative of Virginia Tech football."

— Bryan Stinespring



*Tough offensive line play has been a hallmark of the Hokies under the direction of Bryan Stinespring.*



# Jim Cavanaugh

## Recruiting Coordinator and Strong Safety and Outside Linebackers Coach

Jim Cavanaugh has played a major role in Virginia Tech's success since joining Frank Beamer's

coaching staff in 1996. Cavanaugh is starting his 11th season as the Hokies' strong safety and outside linebackers coach and his fifth year as Tech's recruiting coordinator.

No one has been more instrumental in bringing top-notch talent to the Tech program than Cavanaugh. Over the past eight

years, his recruiting skills have helped the Hokies attract, among others, prep All-Americans Michael Vick, Nathaniel Adibi, Bryan Randall, Jonathan Lewis, Marcus Vick, Xavier Adibi and Chris Ellis.

Along with his success in attracting talent, Cavanaugh has been instrumental in helping players develop their talent once they join the Tech program. During his first season on the job, in 1996, outside linebacker Brandon Semones led the team in tackles and earned second-team All-BIG EAST honors.

Cavanaugh has since helped in the development of highly successful players, Pierson Prioleau, Cory Bird, Kevin McCadam, Michael Crawford and James Anderson. Prioleau was a first-team All-BIG EAST pick in 1997 and 1998 and earned third-team All-America recognition from The Sporting News in '97. He was a fourth-round draft pick of the San Francisco 49ers in 1999. Bird was tabbed a second-team All-BIG EAST pick following the 2000 season and was selected in the third round of the NFL draft by the Indianapolis Colts. McCadam was one of the keys to Tech's success in 2001 and was a fifth-round NFL selection by the Atlanta Falcons. Crawford set a rover position record for tackles with 131 in 2003 and was a second-team All-BIG EAST selection. Anderson, a two-year starter at whip linebacker, was a third-round NFL draft pick last spring.

Tech's appearance in the 2006 Gator Bowl marked Cavanaugh's 22nd postseason game as a coach. A former star receiver at William & Mary, he is a veteran of 36 years coaching, including 32 as a full-time coach on the collegiate level. He has worked at two other Virginia schools — VMI and the University of Virginia — during his career and has been on the staff of four other ACC schools — North Carolina State, Virginia, Maryland and North Carolina.

Cavanaugh coached at the University of North Carolina for eight years and from 1982 through 1987, he worked under Bobby Ross and Joe Krivak at Maryland. He served two years at North Carolina State, three years under coach Bob Thalmann at VMI, one year at Virginia and two years at Marshall. Cavanaugh began his collegiate coaching career as a graduate assistant at NC State in 1972.

During his years as a receiver at William & Mary, Cavanaugh surpassed the Tribe's career record in receiving with 117 catches and over 1,600 yards. He also earned honorable mention All-America honors in 1967 and was co-captain of his team in 1969. Cavanaugh was inducted into the William & Mary Sports Hall of Fame in April 2001.

Married to the former Marsha Carnell, he has two children — Ryan, an Appalachian State graduate who works for the Indianapolis Colts and Lauren, who

graduated from Virginia Tech in 2002. Ryan and his wife, the former Melissa Searls, have a daughter, Mallory, who is 1, while Lauren and her husband, Rob Reddick, have two sons, Matthew, who is 2, and Marshall, who was born in January.

*Coach Jim Cavanaugh and his wife, Marsha.*

### Cavanaugh's Profile

#### PERSONAL:

Born: 8/4/48, Queens, N.Y.  
Hometown: Queens, N.Y.  
Wife: former Marsha Carnell  
Children: Ryan, Lauren

#### EDUCATION:

High School: Chaminade High School (1966)  
College: The College of William & Mary (1970)  
Postgraduate: North Carolina State University (1974)

#### PLAYING EXPERIENCE:

William & Mary (1967-69)

#### COACHING EXPERIENCE:

1970 Newport News (Va.) High School  
1971 Denbigh (Va.) High School  
1972-73 NC State (graduate assistant)  
1974-75 VMI (receivers)  
1976 VMI (running backs)  
1977-78 NC State (receivers)  
1979-80 Marshall (offensive coordinator/quarterbacks)  
1981 Virginia (receivers)  
1982-86 Maryland (running backs)  
1987 Maryland (offensive coordinator/quarterbacks)  
1988-95 North Carolina (receivers)  
1996-01 Virginia Tech (strong safety, outside linebackers)  
2002- Virginia Tech (recruiting coordinator/strong safety, outside linebackers)

#### BOWL EXPERIENCE:

Coach

1972 Peach (NC State vs. West Virginia)  
1973 Liberty (NC State vs. Kansas)  
1977 Peach (NC State vs. Iowa State)  
1978 Tangerine (NC State vs. Pittsburgh)  
1982 Aloha (Maryland vs. Washington)  
1983 Citrus (Maryland vs. Tennessee)  
1984 Sun (Maryland vs. Tennessee)  
1985 Cherry (Maryland vs. Syracuse)  
1992 Peach (North Carolina vs. Mississippi State)  
1993 Gator (North Carolina vs. Alabama)  
1994 Sun (North Carolina vs. Texas)  
1995 Carquest (North Carolina vs. Arkansas)  
1996 Orange (Virginia Tech vs. Nebraska)  
1997 Gator (Virginia Tech vs. North Carolina)  
1998 Music City (Virginia Tech vs. Alabama)  
1999 Sugar (Virginia Tech vs. Florida State)  
2000 Gator (Virginia Tech vs. Clemson)  
2001 Gator (Virginia Tech vs. Florida State)  
2002 San Francisco (Virginia Tech vs. Air Force)  
2003 Insight (Virginia Tech vs. California)  
2004 Sugar (Virginia Tech vs. Auburn)  
2005 Gator (Virginia Tech vs. Louisville)



# VIRGINIA TECH RECRUITING

"The state of Virginia is, and always will be, the primary focus of our recruiting. In recent years, a number of outstanding players from outside the state have also expressed great interest in Virginia Tech. If you get the best players from the state of Virginia and put them together with some talented players from out-of-state, you've got a really good combination."

— Coach Frank Beamer

Michael Vick




## Covering the State

- John Engelberger – Northern Virginia
- Todd & T.J. Washington – Eastern Shore
- Jim Davis, Ernest Wilford – Fork Union
- Jonathan & Kevin Lewis – Richmond
- Michael Vick, Bryan Randall – Peninsula
- DeAngelo Hall, Shyrone Stith – Tidewater
- Michael Hawkes – Southside
- Cornell Brown, Jake Grove – Lynchburg
- Waverly Jackson – Southside
- Lee Suggs – Roanoke
- Maurice DeShazo – Martinsville area
- Chad Beasley, – Southwest Virginia
- Jake Houseright



Ben Taylor



"Having coached high school football in Newport News and having spent most of my professional recruiting life in the state of Virginia, I am fully aware of the outstanding quality of the players and coaches within our state. Our objective is to recruit as many of the great players in the state as possible with the goal of winning the national championship."

— Coach Jim Cavanaugh

## Across the Country

- Cory Bird, Billy Conaty – New Jersey
- Keion Carpenter, Antonio Freeman – Maryland
- Ike Charlton, Torrian Gray – Florida
- André Davis – New York
- Kevin Jones, Jim Druckenmiller – Pennsylvania
- Kevin McCadam – California
- Corey Moore – Tennessee
- Pierson Prioleau, Tyronne Drakeford – South Carolina
- Jim Pyne – Massachusetts
- Derek Smith – West Virginia
- Ben Taylor, Dave Kadela – Ohio

## Coaches' In-State Recruiting Areas

|                         |   |
|-------------------------|---|
| Jim Cavanaugh .....     | Richmond/Peninsula                      |
| Bud Foster .....        | Northern Virginia                       |
| Torrian Gray .....      | Northern Virginia                       |
| Billy Hite.....         | I-81 corridor                           |
| Curt Newsome .....      | Tidewater                               |
| Bryan Stinespring ..... | Roanoke/Lynchburg/Danville/Martinsville |
| Charley Wiles.....      | Southwest Virginia                      |



# Torrian Gray

## Defensive Backfield Coach

Former Virginia Tech defensive standout Torrian Gray joined the Hokies' coaching staff in March as the defensive backfield coach. Gray, who played three seasons in the National Football League and has six years of coaching experience, replaced Lorenzo Ward, who accepted a position as secondary coach with the NFL's Oakland Raiders.

Gray spent the past two seasons as assistant defensive backs coach with the NFL's Chicago Bears. During the 2005 season, the Bears ranked fifth in the NFL in passing defense, allowing just 179.5 yards per game, and finished tied for second in interceptions (24). Defensive backs Nathan Vasher and Mike Brown were both elected to the Pro Bowl as Chicago posted an 11-6 record and clinched a playoff bye after

winning the NFC North Division. In 2004, the Bears recorded 29 total takeaways and set a team record with six defensive touchdowns, including four by defensive backs.

Gray began his coaching career at the University of Maine, serving as defensive backs coach for two seasons (2000-01). The Black Bears qualified for the I-AA playoffs and advanced to the quarterfinals in 2001. Gray spent the 2002 and 2003 seasons as defensive backs coach at the University of Connecticut. During his tenure in Storrs, the Huskies' defense ranked among the nation's best despite moving up from Division I-AA to Division I-A in 2002.

During his playing career at Virginia Tech (1992-96), Gray helped the Hokies to four consecutive bowls for the first time in school history. He played

on 97 percent of the Hokies' defensive plays over his last three seasons, starting at rover in 1994 and '95, and handling the starting free safety duties in 1996. He was named All-BIG EAST all three seasons and helped Tech to conference championships his last two years. He shared the team lead in interceptions in both 1993 and 1994, and was named the Hokies' Outstanding Defensive Back in 1996. Gray earned a bachelor's degree in consumer studies from Tech.

Gray was drafted in the second round of the 1997 NFL Draft (49th overall) by the Minnesota Vikings. He started five games as a rookie, including two playoff contests. He contributed as a starter in the nickel package and as a special teams player for the remainder of his professional career before retiring in the spring of 2000 due to a knee injury. The Vikings advanced to the playoffs in each of his three seasons.

A native of Lakeland, Fla., Gray has a daughter, Tori, who is 8.



*Coach Torrian Gray and his daughter, Tori.*

### Gray's Profile

**PERSONAL:**

Born: 3/18/74, Lakeland, Fla.  
Hometown: Lakeland, Fla.  
Children: Tori

**EDUCATION:**

High School: Kathleen High School  
College: Virginia Tech (1996)

**PLAYING EXPERIENCE:**

Virginia Tech (1992-96)

**COACHING EXPERIENCE:**

2000-02 Maine (defensive backs)  
2002-04 Connecticut (defensive backs)  
2004-05 Chicago Bears (assistant defensive backs)  
2006- Virginia Tech (defensive backs)

**BOWL/PLAYOFF EXPERIENCE:**

Player

1993 Independence (Virginia Tech vs. Indiana)  
1994 Gator (Virginia Tech vs. Tennessee)  
1995 Sugar (Virginia Tech vs. Texas)  
1996 Orange (Virginia Tech vs. Nebraska)

Coach

2001 Division I-AA Playoffs (Maine, quarterfinals)

# Curt Newsome

## Offensive Line Coach



Curt Newsome, an assistant coach at James Madison University the past seven seasons and a familiar face in the Virginia high school ranks, is entering his first season as offensive line coach on Frank Beamer's football staff at Virginia Tech. Newsome joined the staff in March.

Newsome served as the offensive line coach and assistant head coach his last three seasons at James Madison, helping guide the Dukes to the Division I-AA national championship in 2004. He joined the JMU staff in March 1999 and worked as the defensive line coach his first three seasons. In 2002, he coached James Madison's offensive tackles and tight ends.

During his stint at JMU, Newsome coached All-Americans on

both sides of the ball. Defensive end Chris Morant was the Atlantic 10 Defensive Player of the Year in 1999 and was named to two first-team All-America squads and two second-team A-A teams in 2000. He was a finalist for the Buck Buchanan Award as Division I-AA's top defender in 2000, when he set JMU's career record for sacks with 33. Offensive guard Matt Magerko received first-team Associated Press All-America honors in 2004 when the Dukes won the I-AA national title.

Prior to joining the JMU staff, Newsome was head coach in 1998 at Newport News' Heritage High School, where he was the AP's Virginia Scholastic Coach of the Year. He coached from 1987 to 1997 at Kecoughtan High School and also coached at both Phoebus and Ervinton high schools.

Newsome received a bachelor's degree in physical education from Emory & Henry in 1982. He and his wife, Melinda, have a son, Curtis Wayne III, 18, and a daughter, Elizabeth Ann, 10.

### Newsome's Profile

#### PERSONAL:

Born: 10/29/58, Newport News, Va.  
Hometown: Hampton, Va.  
Wife: former Melinda Shepherd  
Children: Curtis, Elizabeth

#### EDUCATION:

High School: Phoebus High School  
College: Emory & Henry (1982)

#### PLAYING EXPERIENCE:

Emory & Henry (1977-80)

#### COACHING EXPERIENCE:

1982 Ervington High School (defensive coordinator)  
1983-84 Ervington High School (head coach)  
1985-86 Phoebus High School (defensive coordinator)  
1987-97 Kecoughtan High School (head coach)  
1998 Heritage High School (head coach)  
1999-01 James Madison (defensive line)  
2002 James Madison (tight ends/tackles)  
2003-05 James Madison (assistant head coach/offensive line)  
2006- Virginia Tech (offensive line)

#### PLAYOFF EXPERIENCE:

Coach  
1999 Division I-AA Playoffs (James Madison)  
2004 Division I-AA Playoffs (James Madison, National Champions)



Coach Curt Newsome and his wife, Melinda, with Elizabeth and Curtis.

# Mike O'Cain

## Quarterbacks Coach



Mike O'Cain is beginning his first season as the quarterbacks coach at Virginia Tech. A veteran of the Atlantic Coast Conference, O'Cain was formerly the head coach at NC State and offensive coordinator at both North Carolina and Clemson. He brings 27 years of coaching experience to the Hokie offense in general and the quarterback position in particular.

O'Cain returns to the sidelines after a one-year hiatus in which he served as the color commentator for the Hokie Playback broadcasts of home Virginia Tech football games. He last coached at Clemson in 2004, serving as the offensive coordinator and quarterbacks coach. In 2003, he was a big reason Charlie Whitehurst established 33 school records, including the passing yardage and completion records for a season.

O'Cain began his coaching career at Clemson in 1977 as a graduate assistant. He coached the offensive backfield at The Citadel for the 1978-80 seasons

before moving to Murray State, where he was an assistant under Tech head coach Frank Beamer from 1981-84.

After one year as the assistant head coach at East Carolina, O'Cain joined Dick Sheridan as quarterbacks coach at NC State. O'Cain served as a top assistant under Sheridan from 1986-92 and was a part of a staff that coached the Wolfpack in six bowl games.

In 1993, Sheridan decided to retire just five weeks prior to the start of August practice and O'Cain was promoted to head coach. Despite a short period of time for preparation, O'Cain took NC State to a 7-4 regular-season record and an invitation to the Hall of Fame Bowl. He was the only rookie coach in the nation that year to lead a team to a bowl game.

The next year, O'Cain guided the Wolfpack to a second-place ACC finish with an 8-3 record. He completed the season with a victory over Mississippi State in the Peach Bowl to become just the second coach in NC State history to take a team to a bowl in his first two seasons with the program.

In 1998, O'Cain guided the 'Pack to a win over No. 1 Florida

State, then won at Texas in 1999. For the Seminoles, that was one of just two losses in ACC play during the team's first nine years in the league. He coached the Wolfpack to their third bowl trip in his tenure. One of the stars on that team was Tory Holt, a first-round draft pick who has gone on to fame with the Rams.

After the 1999 season, O'Cain joined the North Carolina football staff as the offensive coordinator and quarterbacks coach. He helped the Tar Heels to a winning season in 2000, and then moved to Clemson in December to replace Rich Rodriguez as quarterbacks coach. He spent four years at Clemson, taking part in three bowl games.

A native of Orangeburg, S.C., O'Cain was a three-year letterwinner at Clemson, where he was the most valuable player and a captain of Clemson's 1976 team, working as both the punter and quarterback. He still ranks 16th in Clemson history in passing efficiency. He received his bachelor's degree in recreation parks administration from Clemson in 1977.

O'Cain and his wife, Nancy, have two daughters, Jenny (21) and Lizzi (19).

### O'Cain's Profile

#### PERSONAL:

Born: 7/20/54, Orangeburg, S.C.  
Hometown: Orangeburg, S.C.  
Wife: former Nancy Farnum  
Children: Jenny, Lizzi

#### EDUCATION:

High School: Orangeburg-Wilkinson (1972)  
College: Clemson (1977)

#### PLAYING EXPERIENCE:

Clemson (1972-1976)

#### COACHING EXPERIENCE:

1977 Clemson (graduate assistant)  
1978-80 The Citadel (quarterbacks/running backs)  
1981 Murray State (offensive coordinator/quarterbacks)  
1982-84 Murray State (asst. head coach/offensive coordinator/quarterbacks coach)  
1985 East Carolina (asst. head coach/quarterbacks)  
1986-89 NC State (quarterbacks/running backs)  
1990-92 NC State (quarterbacks)  
1993-99 NC State (head coach)  
2000 North Carolina (offensive coordinator/quarterbacks)  
2001-03 Clemson (quarterbacks)  
2004 Clemson (offensive coordinator/quarterbacks)  
2006- Virginia Tech (quarterbacks)

#### BOWL EXPERIENCE:

Coach

1977 Gator (Clemson vs. Pittsburgh)  
1986 Peach (NC State vs. Virginia Tech)  
1988 Peach (NC State vs. Iowa)  
1989 Copper (NC State vs. Arizona)  
1990 All American (NC State vs. Southern Mississippi)  
1992 Peach (NC State vs. East Carolina)  
1992 Gator (NC State vs. Florida)  
1994 Hall of Fame (NC State vs. Michigan)  
1995 Peach (NC State vs. Mississippi State)  
1998 Micron PC (NC State vs. Miami)  
2001 Humanitarian (Clemson vs. Louisiana Tech)  
2002 Tangerine (Clemson vs. Texas Tech)  
2004 Peach (Clemson vs. Tennessee)



Coach Mike O'Cain and his wife, Nancy, with their daughters Lizzi and Jenny.

# Kevin Sherman

## Wide Receivers Coach



Kevin Sherman finds himself in familiar territory as he enters his first season as the Hokies' wide receivers coach. Sherman, who spent the last five seasons serving in the same capacity at Wake Forest University, is a native of nearby Radford and a graduate of Radford High School and Ferrum (Va.) College.

During his time with the Demon Deacons, Sherman worked closely with All-ACC performers John Stone and Fabian Davis, both of whom went on to successful professional football careers with the Oakland Raiders and Tampa Bay Buccaneers, respectively.

Sherman also oversaw the development of Jason Anderson. Anderson set a school record for most receiving yards by a freshman and eventually left in 2004 as Wake Forest's career leader in yards per reception.

As a sophomore and a junior, Anderson caught 12 of the team's 16 receiving touchdowns during that period. He ranked first all-time in career average per reception (18.0 ypc), sixth in receiving touchdowns (16), fifth in 100-yard receiving games (5), seventh in receiving yards (2,066) and 11th in receptions (115).

Sherman became an assistant coach at WFU after working four years as an assistant coach at Ohio University. Sherman was one of eight Ohio assistant coaches who accompanied head coach Jim Grobe to Winston-Salem in December 2000.

At Ohio, Sherman was responsible for the split end and Z-back positions, which saw increasing action in the Bobcats' Pro-I offense. Sherman helped guide the career of Z-back Raynald Ray, who compiled 925 receiving yards during his career. Ray's 466 receiving yards in 1999 were the most by a Bobcat in seven

seasons. As a group, the 1999 receiving corps grabbed more receptions (72) than any group since 1994, while the 2000 unit totaled the highest number of receiving yards (1,046) in seven years.

Prior to his stint at Ohio University, Sherman coached at Virginia Military Institute (VMI). In his four seasons with the Keydets, he coached in several capacities under three different head coaches. Beginning as the running backs coach, he later became the quarterbacks and receivers coach and coordinator for the passing game.

A 1992 graduate of Ferrum, Sherman served as captain of the Panther football team and was chosen as the team's Most Valuable Player as a senior in 1990. During the 1991 season, he served as a student assistant football coach before becoming an assistant football coach at Methodist (NC) College in 1992.

Sherman is married to the former Jennifer Williams. The couple has two children, a son, James, and a daughter, Nioka.

### Sherman's Profile

#### PERSONAL:

Born: 11/2/1968, Radford, Va.  
Hometown: Radford, Va.  
Wife: former Jennifer Williams  
Children: James, Nioka

#### EDUCATION:

High School: Radford High School (1987)  
Junior College: Lees-McRae Junior College (1988)  
College: Ferrum College (1992)

#### PLAYING EXPERIENCE:

Ferrum College (1988-90)  
Lees-McRae JC (1987)

#### COACHING EXPERIENCE:

1991 Ferrum College (student assistant)  
1992-93 Methodist College (wide receivers)  
1993-97 Virginia Military Institute (recruiting coordinator)  
1997-00 Ohio University (wide receivers)  
2000-05 Wake Forest University (wide receivers)  
2004 Denver Broncos (NFL Minority Internship)

#### BOWL/PLAYOFF EXPERIENCE:

Player  
1988 Division III Playoffs (Ferrum, semifinals)  
1989 Division III Playoffs (Ferrum, semifinals)  
1990 Division III Playoffs (Ferrum)

#### Coach

2002 Seattle (Wake Forest vs. Oregon)



*Coach Kevin Sherman and his wife, Jennifer.*

# Charley Wiles

## Defensive Line Coach



Charley Wiles, a former All-America player for Frank Beamer at Murray State, has produced five All-Americans of his own since joining Beamer's Virginia Tech staff as defensive line coach in 1996.

Among the top players Wiles has helped develop during his nine seasons directing the Tech line are ends Corey Moore and Cornell Brown.

In 1999, Moore won the Mike Fox/Bronko Nagurski Award as the nation's best defensive player and the Lombardi Award as the best

lineman. He also became Tech's second unanimous All-American and was chosen the BIG EAST Defensive Player of the Year two consecutive years. Brown was a two-time All-America pick, taking consensus honors as a junior in 1995 when he was named the National Defensive Player of the Year by *Football News* and the BIG EAST Defensive Player of the Year.

In 2005, Wiles helped mold end Darryl Tapp into a first-team All-America selection, a first-team All-ACC selection, and a Hendricks and Lott Awards finalist.

Wiles also coached John Engelberger, who was named second-team on The Associated Press All-America team and tackle David Pugh, who was a third-team All-America pick by *The Sporting News*.

In all, 11 of Wiles' players have won all-conference honors, including end Tapp, who was a first-team all-ACC pick during each of the Hokies' first two seasons in the league.

During the 1999 season, Wiles coached a veteran line that he helped mold into what *The Sporting News* rated as the best Division I-A defensive line in the college ranks prior to the season. That line helped the Hokies finish first in the nation in scoring defense and third in rushing defense and total defense. Tech's 2001 defensive line was rated as the fourth-best in Division I-A by *The Sporting News*.

Wiles is on his second tour of duty at Tech. He originally joined Beamer's Tech staff as a graduate assistant in 1987 and worked in that capacity for two years. Wiles first had a player-coach relationship with Beamer, when Beamer was the head man at Murray State. Wiles won Kodak Division I-AA All-America honors as an offensive lineman in 1986.

When he left Tech after the 1988 season, Wiles spent a year on the staff at East Tennessee State. He then returned to Murray State for a six-year coaching tenure, winding up as the Racers' co-defensive coordinator. In 1995, he helped coach the Racers to an 11-0 regular-season mark and a berth in the NCAA Division I-AA playoffs. Wiles also served as Murray State's recruiting coordinator, helping land many of the Racers' top players.

When Wiles rejoined Beamer at Tech in 1996, he fulfilled a goal he had set during his first stint in Blacksburg. The Hokies have competed in bowl games during each season since he rejoined the staff.

A native of DeLand, Fla., and a three-sport star at DeLand High School, he is married to the former Andrea Wilder of Booneville, Ind. They have a daughter, Kendell, 10, and a son Eric, 7.

### Wiles' Profile

#### PERSONAL:

Born: 5/4/64, Nashville, Tenn.  
Hometown: DeLand, Fla.  
Wife: former Andrea Wilder  
Children: Kendell, Eric

#### EDUCATION:

High School: DeLand High School  
College: Murray State University (1987)  
Postgraduate: Virginia Tech (1989)

#### PLAYING EXPERIENCE:

Murray State (1983-86)

#### COACHING EXPERIENCE:

1987-88 Virginia Tech (graduate assistant)  
1989 East Tennessee State (offensive line)  
1990-91 Murray State (defensive ends)  
1992 Murray State (running backs)  
1993-95 Murray State (linebackers)  
1995 Murray State (co-def. coordinator)  
1996- Virginia Tech (defensive line)

#### BOWL/PLAYOFF EXPERIENCE:

##### Player

1986 Division I-AA Playoffs (Murray State)

##### Coach

1995 Division I-AA Playoffs (Murray State)  
1996 Orange (Virginia Tech vs. Nebraska)  
1997 Gator (Virginia Tech vs. North Carolina)  
1998 Music City (Virginia Tech vs. Alabama)  
1999 Sugar (Virginia Tech vs. Florida State)  
2000 Gator (Virginia Tech vs. Clemson)  
2001 Gator (Virginia Tech vs. Florida State)  
2002 San Francisco (Virginia Tech vs. Air Force)  
2003 Insight (Virginia Tech vs. California)  
2004 Sugar (Virginia Tech vs. Auburn)  
2005 Gator (Virginia Tech vs. Louisville)



Coach Charley Wiles and his wife, Andrea, with Kendall and Eric.





# John Ballein

## Associate Director of Athletics for Football Operations

John Ballein holds one of the most important positions in Virginia Tech athletics as associate athletics director for football operations. He was promoted to this position during the summer of 2000 in recognition of his excellent work for Coach Frank Beamer and his program.

Called "the No. 1 administrative assistant in the country" by former Tech AD Dave Braine, Ballein is responsible for

all operations dealing with the football program. He continues to serve as assistant to head coach Frank Beamer and as departmental recruiting coordinator, jobs he performed prior to his promotion.

"You name it and John Ballein does it," Beamer said in a Dec. 18, 1999 article on Ballein in *The Roanoke Times*. "Just everything that goes on around here — our travel, our recruiting, our camps, our clinics. He is absolutely the best."

A native of Bentleyville, Pa., Ballein was a linebacker at Indiana University of Pennsylvania and graduated with a degree in health and physical education in 1983. He later earned a master's

in education from Old Dominion University in 1987 and is close to completing his Ed.D in health promotions from Virginia Tech.

Ballein was a teacher and football coach in 1983-84 at Woodrow Wilson High School in Portsmouth, Va., and at Western Branch High in Chesapeake, Va., in 1985-86.

Ballein served on Beamer's first Virginia Tech staff in 1987 as a graduate assistant coach. In 1988, he accepted a position as running backs coach at Western Kentucky University. He returned to Tech a year later as recruiting coordinator.

With his office adjacent to Coach Beamer's, he is often

considered Beamer's right-hand man. He deals mostly with the administrative side of the football program, but is one of the favorites among players. His office is a preferred hangout, and he is one of the most beloved and respected members of the staff.

"I don't think [Coach] Beamer could operate without Ballein," said former Tech standout Corey Moore. "Ballein's a guy on the ball. Plus, he's kind of a favorite among the players, too."

Ballein is married to the former Stephanie Green, who was a basketball player at Tech in her undergraduate days. They have two daughters, Jordan Gray, 10, and Jalyn Ann, 7.



John Ballein and his wife, Stephanie, with Jalyn and Jordan.

# Football Support Staff



## Bruce Garnes

Football Operations Assistant

Bruce Garnes, a 1994 graduate of Virginia Tech, is in his eighth year as an administrative assistant in the Hokies' football office.

For seven years, he has served as the liaison between the academic community and football and has helped the Hokies with their recruiting efforts. Garnes also assists John Ballein, the associate athletic director for football operations, with Tech's football camps and coaching clinics.

A native of Martinsville, Va., Garnes graduated from Tech with a bachelor's in sport management. He received a master's at Tech in counseling education in 1996.

In 1998 and 1999, Garnes interned with the Dallas Cowboys in the equipment room.

A 1989 graduate of Magna Vista High School in Ridgeway, Va., Garnes, 35, is single and enjoys jogging, spending time with his mother and co-workers and watching all Virginia Tech athletic teams compete.

## Graduate Assistants



*Cornell Brown*



*James Miller*



*Diana Clark*  
Secretary to  
Coach Beamer



*Lisa Marie*  
Football Program  
Support Technician



*Kristie Verniel*  
Football Program  
Support Technician



## Lester Karlin

Equipment Manager

Lester Karlin, a veteran of 28 years as the Hokies' equipment manager, is one of the most popular people

on the Virginia Tech athletic staff.

Karlin is a certified equipment manager and a member of the Athletic Equipment Managers Association. In addition to ordering equipment for the football team, he is responsible for the day-to-day operations of the equipment room.

A native of Norfolk, Va., Karlin graduated from Tech in 1974 with a bachelor's degree in health and physical education. From 1971 to 1973, he served as the student assistant in the football equipment room.

Karlin worked for two years in the World Football League, serving as the equipment manager for teams in Houston, Texas, and Shreveport, La. He returned to Blacksburg and his alma mater in 1978.

Karlin, his wife, Suzie, and their daughters Sarah and Rachel live in Blacksburg. Karlin is a life member of the Blacksburg Volunteer Rescue Squad. He spends his spare time either working in his yard or at the rescue squad.



*Lester Karlin and his wife, Suzie, with their daughters Rachel (left) and Sarah.*



*Reuben Moguel*  
Graduate Assistant  
Manager



*Adam Linkous*  
Head Student  
Manager



*Travis Benn*  
Student Manager



*Eric Carr*  
Student Manager



*Brian Equi*  
Student Manager



*Cliff Feiring*  
Student Manager



*Nathan Graham*  
Student Manager



*Gregg Narvid*  
Student Manager



*Chris Shelton*  
Student Manager

# VIRGINIA TECH

*Brandon  
Frye*

*Aaron Rouse  
and Chris Ellis*

Virginia Tech  
has a host of  
talented players on  
both sides of the ball  
this season

# MEET THE HOKIES

# 2006 Player Profiles



**11**  
**Xavier Adibi**

Linebacker • 6-2 • 221 • r-Jr.  
Hampton, Va. • Phoebus H.S.

Has developed into a steady playmaker at the backer position ... Is coming off an outstanding spring practice ... Was voted one of the team's spring MVPs ... Picked up some valuable experience and maturity while starting every game last season ... Finished fourth on the team in tackles with 69 ... Returned an interception for a touchdown against Georgia Tech ... Plays fast, smart and aggressive ... As a freshman in 2004, he came back from what was thought to be a season-ending injury to contribute in Tech's last six games ... Listed as a preseason second-team All-ACC performer by *The Sporting News* ... Will be looked to for leadership on a young defensive unit.

**2005:** Compiled 69 total tackles, including seven behind the line ... Also had three sacks, two interceptions, four pass breakups and four QB hurries ... Played 592 defensive plays during the regular season and was in on 71 special teams plays ... Made his first collegiate start in the opener at NC State ... Played every defensive down and contributed eight tackles ... Had four tackles, including one for a loss against Duke ... Picked off a pass and returned it 25 yards in win over Ohio ... Registered his second interception of the season against Georgia Tech and took it 25 yards for a touchdown ... Had a personal-best 10 tackles at West Virginia, including a quarterback sack ... Repeated those numbers against Maryland ... Picked up his third sack of the season in the Boston College game ... Had seven tackles against both BC and Miami ... Collected six tackles, including one for a loss, in win over UNC ... Was in on four tackles, one behind the line, against Florida State ... Had four tackles in the Gator Bowl against Louisville ... Turned in the fastest time among the linebackers in the 40 during spring testing with a 4.41 clocking ... Posted five tackles and broke up a pass in first spring scrimmage ... Was in on six tackles during the spring game, including two

behind the line ... Shared the George Preas Award as the most valuable defensive player in the spring with Chris Ellis.

**2004:** Played in seven games, recording 21 solo stops and four assists ... Included in those 25 tackles were 4.5 tackles for loss and 2.0 sacks ... Also had one interception, one forced fumble and two quarterback hurries ... Played 192 snaps on defense and 13 on special teams in the regular season ... Was lost for six games after suffering a torn tendon in his right biceps muscle during the opening game against USC ... Injury happened on his 23rd play as a collegian ... Had surgery the following week ... Made a remarkable recovery and returned to the field against Georgia Tech ... Played 43 snaps in that game, recording eight tackles, seven of which were solo stops ... Had a forced fumble on his first drive ... Also had 2.5 tackles for loss and two sacks ... Recorded his first career interception in the win over Maryland ... Recorded a 34 1/2-inch vertical jump, a 340-pound bench and a 4.5 40-yard dash in spring testing.

**2003:** Redshirted while working at the backer position during the fall ... Turned in a 33 1/2-inch vertical jump during scout team testing during the season ... His 365-pound bench press during spring max testing was tops among the inside linebackers ... Contributed three tackles, including one for a loss in Tech's first spring scrimmage ... Was one of the team leaders with five tackles in the team's third scrimmage ... Contributed three tackles in the annual Maroon-White game.

**High School:** Named an All-American by *PrepStar* as a defensive lineman and an All-American by *SuperPrep* as a linebacker ... Played for Coach Bill Dee at Phoebus High ... Helped his team to back-to-back Group AAA championships ... Was a 2002 AAA first-team all-state selection by The Associated Press as a defensive lineman ... A first-team and defensive player of the year selection to the 2002 AAA coaches all-state team at the

defensive end position ... Named to the VHSCA All-Eastern Region first team as a defensive end ... Named to the first-team *Newport News Daily Press* All-Star Team as a defensive lineman ... A three-time *Daily Press* All-Star ... Was the leader of a Phantoms' defense that held opponents to fewer than five points a game ... Finished with a team-best 13.5 sacks and 100-plus tackles, including 31 for loss ... Also rushed for 575 yards and 11 TDs at fullback ... A first-team all-region selection at end ... A first-team selection to the 2001 AAA Coaches and Associated Press all-state teams at a defensive lineman spot as a junior ... Rated the No. 96 prospect nationally, the No. 12 player in the Mid-Atlantic region and the No. 1 prospect in the state of Virginia by *Tom Lemming's Prep Football Report* ... Ranked the No. 1 player in Virginia by *The Roanoke Times* ... Rated the No. 4 linebacker in the nation and the No. 1 player in Virginia by *SuperPrep*.

**Personal:** Xavier Oyekola Adibi ... Born 10/18/84 in Stillwater, OK ... Son of Abiodun and Leanne Adibi ... Brother of former Tech defensive end Nathaniel Adibi ... Majoring in apparel, housing and resource management.

| Tackles | G  | UT | AT | Tot. | Loss     | Sacks   |
|---------|----|----|----|------|----------|---------|
| 2004    | 7  | 21 | 4  | 25   | 4.5- 20  | 2.0- 14 |
| 2005    | 13 | 28 | 41 | 69   | 7.0- 17  | 3.0- 7  |
| Career  | 20 | 49 | 45 | 94   | 11.5- 37 | 5.0- 21 |


|         | 2005 Tackles Game-by-Game |   |   |    |      |        |
|---------|---------------------------|---|---|----|------|--------|
| at NCSU | 1                         | 4 | 4 | 8  | 0-   | 0- 0   |
| at Duke | 1                         | 1 | 3 | 4  | 1-   | 3 0- 0 |
| OHIO    | 1                         | 0 | 5 | 5  | 0.5- | 0 0- 0 |
| GT      | 1                         | 0 | 0 | 0  | 0-   | 0 0- 0 |
| at WVU  | 1                         | 4 | 6 | 10 | 1-   | 4 1- 4 |
| MU      | 1                         | 1 | 1 | 2  | 0-   | 0 0- 0 |
| at MD   | 1                         | 4 | 6 | 10 | 1.5- | 4 1- 2 |
| BC      | 1                         | 2 | 5 | 7  | 1-   | 1 1- 1 |
| UM      | 1                         | 5 | 2 | 7  | 0-   | 0 0- 0 |
| at UVa  | 1                         | 1 | 1 | 2  | 0-   | 0 0- 0 |
| UNC     | 1                         | 0 | 6 | 6  | 1-   | 3 0- 0 |
| FSU     | 1                         | 3 | 1 | 4  | 1-   | 2 0- 0 |
| UL      | 1                         | 3 | 1 | 4  | 0-   | 0 0- 0 |

| Interceptions | G  | No. | Yds. | Avg. | TD | LG |
|---------------|----|-----|------|------|----|----|
| 2004          | 7  | 1   | 0    | 0.0  | 0  | 0  |
| 2005          | 13 | 2   | 50   | 25.0 | 1  | 25 |
| Career        | 20 | 3   | 50   | 25.0 | 1  | 25 |

## Pronunciation Guide

XAVIER ADIBI ..... ZAY-vee-ur uh-DEE-bee  
 Jason ADJEPONG ..... ADD-juh-pong  
 LADI AJIBOYE ..... LAH-dee AA-jih-boy  
 Mason BAGGETT ..... BAG-it  
 NEKOS Brown ..... NEE-kose  
 Noland BURCHETTE ..... bur-CHET  
 JAHRE Cheeseman ..... jah-REE  
 Jared DEVELLI ..... duh-VELL-eee  
 Jud DUNLEVY ..... DUN-lee-vee

Mike GEE ..... like the letter G  
 HIVERA Green ..... Hah-vee-air (Javier)  
 ELAN Lewis ..... EE-lin  
 ORION Martin ..... Oh-RYE-in (O'Ryan)  
 Aaron ROUSE ..... rhymes with house  
 CORDARROW Thompson ..... Core-DARE-oh  
 STEPHAN Virgil ..... STEFF-un  
 BEAU Warren ..... BO



37

## Jesse Allen

Fullback • 6-0 • 252 • r-Sr.  
Monson, Mass. • Pathfinder Regional H.S.

A powerful blocker who handles the bulk of the fullback duties when the Hokies opt to use a two-back set ... Has worked hard to become a good all-around player ... Can catch the ball out of the backfield ... Could get more opportunities to carry the football this fall ... A Super Iron Hokie in the weight room ... Mixes that strength with a physical style of play ... Started his career as a walk-on and earned a scholarship ... Will be looked to for senior leadership.

**2005:** Saw limited action during the first two games ... Caught a 3-yard touchdown pass in the Ohio game ... Played 13 snaps against Marshall ... Had a 7-yard reception at Maryland ... Was in for 11 offensive snaps at Virginia ... Got a season-high 22 offensive plays against UNC ... Contributed several key blocks against the Tar Heels ... Caught a 5-yard pass in the Florida State game ... Played in all 13 games with three starts ... Missed out on some of spring strength and conditioning tests due to a wrist surgery.

**2004:** Played in 10 games, starting two ... Had three receptions for 24 yards and a touchdown ... Caught a 9-yard touchdown pass in the win over Florida A&M on his first collegiate touch ... Made his first collegiate start at UNC, playing 41 offensive snaps ... Recorded a 560-pound back squat, a 430-pound bench and a 360-pound push jerk in spring testing.

**2003:** Continued to take reps at the fullback spot ... Did not dress or play in any of the games ... Played in both jayvee games ... Had three carries for nine yards against Hargrave ... Earned Iron Hokie honors in the weight room during the preseason and was a Super Iron Hokie in the spring ... Set a position record in the power clean with a lift of 361 pounds ... His lift ranked fourth on the Hokies' all-time list.

**2002:** Worked at fullback while redshirting ... His 351-pound hang clean was the second-best on the team during fall testing ... Earned Super Iron Hokie honors during spring max testing ... Bench pressed 400 pounds and posted a 530-pound back squat ... Turned in an 18-yard run during one of the Hokies' spring

scrimmages and had a 7-yard pass reception in another.

**High School:** Was a four-year letterman as a running back and linebacker for Coach Chris Pope at Pathfinder Regional High ... Set a school record with 2,316 yards rushing his senior year ... Scored 23 touchdowns on the ground and two receiving ... Ran for 301 yards and five TDs in a game against Dean Tech ... Posted 180 tackles, nine sacks and four interceptions from his linebacker spot ... Finished with over 3,700 yards rushing and 42 career touchdowns and had his number retired ... Scored a touchdown in the state all-star game ... A three-time all-league pick and a two-time selection for All-Western honors ... Was the team's offensive MVP as a junior and senior.

**Personal:** Jesse Lee Allen ... Born 10/22/83 in Springfield, MA ... Son of Tim and Sharron Allen ... Majoring in apparel, housing and resource management.

| Receiving | G  | No. | Yds. | Avg. | TD | LG |
|-----------|----|-----|------|------|----|----|
| 2004      | 10 | 3   | 24   | 8.0  | 1  | 13 |
| 2005      | 13 | 3   | 15   | 5.0  | 1  | 7  |
| Career    | 23 | 6   | 39   | 6.5  | 2  | 13 |



68

## Mason Baggett

Offensive Tackle • 6-1 • 275 • Sr.  
Richmond, Va. • James River H.S.

A knowledgeable player with the versatility to play several positions along the line ... Joined the team as a walk-on and has worked hard to earn a spot on the depth chart ... Picked up some valuable experience last season in a reserve role at tackle ... Has good size and a great work ethic ... Can fill a solid backup role this fall.

**2005:** Played in six games for a total of 59 snaps ... Saw his first varsity action against Duke, grading 88 percent on 17 snaps ... Graded 84 percent on 13 plays in the Ohio game ... Picked up 15 plays versus Georgia Tech and got seven snaps against Marshall ... Saw brief action against Virginia and UNC ... Earned Iron Hokie status during spring strength and conditioning testing ... Worked at center during spring practice.

**2004:** Saw action in two games, playing seven offense snaps ... Was in for four snaps against Florida A&M and three against Maryland

... Played in the jayvee game against Fork Union ... Recorded a 410-pound bench and 316-pound push jerk in spring testing.

**2003:** Was one of just four returning players to meet all six of his goals in preseason strength and conditioning testing ... Played on the scout and jayvee teams during the fall ... Worked at offensive tackle ... Turned in a 380-pound bench press and 560-pound back squat,

**High School:** Lettered three times for Coach George DeFrancesco at James River High School ... Was captain his senior year ... Also lettered four times in wrestling, qualifying for the state tournament as a junior ... Was named first-team all-academic in both football and wrestling ... Was the 2002 Dominion District heavyweight champion.

**Personal:** Mason Christopher Baggett ... Born 8/16/83 ... Son of Thomas and Jane Baggett ... Majoring in human nutrition, foods and exercise.



34

## George Bell

Tailback • 5-10 • 223 • r-So.  
Fayetteville, N.C. • Jack Britt H.S.

Played with confidence and poise during the spring ... Impressed the coaches with his performance ... A strong runner who is a load to tackle ... Has improved his blocking and is becoming a solid option in the passing game ... Gained some important experience while playing a reserve role last fall ... Saw action in nine games, averaging 4.6 yards on 42 carries ... Has made great improvements and shown an outstanding work ethic since enrolling at Tech in January 2004 — right after his final high school season ... Has battled back from a severe knee injury during his junior year in high school ... Was named one of the team's top offensive newcomers following 2005 spring practice ... Is the leading candidate for a share of the tailback duties ... Has a chance to be an outstanding back.

**2005:** Bench pressed 390 pounds during preseason testing ... Saw his first playing time at Duke and ran for 15 yards on six carries ... Scored his first collegiate TD on a 3-yard run in that game ... Rushed four times for 15 yards in the Georgia Tech game ... Carried five times for 25 yards in the Marshall game, scoring on a 2-yard run ... Carried two times for 10 yards

## BELL, *Continued*

against Maryland and two times for 5 yards in the BC game ... Ran for a personal-best 74 yards on 12 carries during the Virginia game ... Added 40 yards on seven attempts versus UNC ... Rushed for 192 yards and two touchdowns ... Was an Iron Hokie during spring testing ... Turned in a 34-inch vertical jump, second-best among the running backs ... Rushed 13 times for 34 yards and a touchdown during second spring scrimmage ... Carried just six times for 14 yards in the Maroon-White spring game.

**2004:** Redshirted, using the time to continue rehabilitation on his knee ... Led the Maroon squad with 37 yards on 10 carries in the Maroon-White game ... Given the Paul Torgersen Award, awarded to the top offensive newcomer, following spring practice ... Recorded a 321-pound power clean and a 331-pound push jerk in spring testing.

**2003:** Enrolled at Tech in January 2004 after completing his high school degree early ... Posted a 380-pound bench press during spring max testing and added a 341-pound push jerk that ranked second among Tech's running backs ... Earned Iron Hokie honors ... Began spring practice at fullback, then moved to tailback ... Carried the football four times for 26 yards in the team's second spring scrimmage ... Rushed for 22 yards on eight carries in the third scrimmage and had 48 yards on eight carries in the final scrimmage of the spring ... Added eight carries for 24 yards during the annual Maroon-White game.

### High School:

A prep All-America running back for Coach Richard Bailey at Jack Britt High ... Only played in three games as a senior due to knee injury he suffered during his junior season ... Rushed for 279 yards in the three games after returning from the injury ... Rushed for 529 yards and seven touchdowns in three full games before suffering the injury as a junior ... Had 127 yards in the game he was

injured ... Started his varsity career with 1,100 yards rushing as a freshman ... Added 864 yards as a sophomore before missing four games with a broken wrist ... Was rated the No. 4 tailback in the nation by Tom Lemming ... Named a high school All-American by *SuperPrep*, *PrepStar* and Lemming ... Ranked the No. 12 running back in the nation by Rivals100.com and 26th by *SuperPrep* ... Listed as the No. 28 player in the country in *Lemming's Prep Football Report* ... Picked to the *PrepStar* Dream Team ... Played in the U.S. Army All-America Bowl.

**Personal:** George W. Bell ... Born 10/28/85 ... Son of Janet and Jeff Polk ... Enrolled in human development.

| Rushing                          | G  | No. | Yds.         | Avg. | TD | LG |
|----------------------------------|----|-----|--------------|------|----|----|
| 2005                             | 11 | 42  | 192          | 4.6  | 2  | 27 |
| <b>2005 Rushing Game-by-Game</b> |    |     |              |      |    |    |
| at NCSU                          |    |     | Did not play |      |    |    |
| at Duke                          | 1  | 6   | 15           | 2.5  | 1  | 5  |
| OHIO                             | 1  | 3   | 4            | 1.3  | 0  | 3  |
| GT                               | 1  | 4   | 15           | 3.8  | 0  | 12 |
| at WVU                           | 1  | 1   | 4            | 4.0  | 0  | 4  |
| MU                               | 1  | 5   | 25           | 5.0  | 1  | 9  |
| at MD                            | 1  | 2   | 10           | 5.0  | 0  | 6  |
| BC                               | 1  | 2   | 5            | 2.5  | 0  | 4  |
| UM                               |    |     | Did not play |      |    |    |
| at UVa                           | 1  | 12  | 74           | 6.2  | 0  | 27 |
| UNC                              | 1  | 7   | 40           | 5.7  | 0  | 17 |
| FSU                              | 1  | 0   | 0            | 0.0  | 0  | 0  |
| UL                               | 1  | 0   | 0            | 0.0  | 0  | 0  |



George Bell

**59**  
**Barry Booker**  
Defensive Tackle • 6-4 • 275 • r-Jr.  
Amherst, Va. • Amherst H.S.


One of the leading candidates for a starting spot at defensive tackle ... A real competitor who has become a more physical player ... May be the team's most athletic defensive tackle ... Can rush the passer ... Has worked to add strength ... Showed the demeanor the coaches like during the spring ... Backed up starter Jonathan Lewis at tackle last year ... Gained some valuable experience while seeing action in every game ... An instinctive player with good size and play-making ability ... Figures to be an important contributor along the defensive front this fall.

**2005:** Saw action in 12 games ... Posted 13 total tackles, including two behind the line ... Had four QB hurries ... Recovered a fumble against NC State ... Played on 25 plays in each of the Hokies' first two games ... Had four tackles, including one for a loss at Duke ... Added four more against Ohio ... Posted a tackle for a 4-yard loss in the West Virginia game ... Assisted on three tackles against Marshall ... Was in for 18 plays at Maryland and 17 versus Miami ... Had 12 plays at Virginia and 11 against UNC ... Turned in the best 40 time among the defensive tackles during the spring at 4.82 ... Had three tackles, including a tackle for loss in first spring scrimmage ... Earned the Coaches' Award as the defensive player who had an exceptional spring.

**2004:** Played in one game ... Recorded one solo tackle and one assist ... Also had a quarterback hurry and a forced fumble ... Recorded a 350-pound bench and a 316-pound power clean in spring testing.

**2003:** Worked to add weight while taking a redshirt year ... Spent most of practice time at tackle ... Bench pressed 350 pounds and had a 500-pound back squat during spring max testing ... Posted a sack for the winning White team in the 2004 Maroon-White game ... Finished the game with a total of four tackles.

**High School:** Played a number of positions for Coach Scott Abell at Amherst, including tight end, fullback and defensive tackle ... Named an all-region selection for the Atlantic region by *PrepStar* as a defensive lineman ... Was a 2002 AA second-team all-state selection by The Associated Press as a defensive lineman ... A first-team selection to the 2002 AA Coaches



Barry Booker

player in the state by scout.com ... Named to *PrepStar's* postseason All-Atlantic Region team ... Listed first-team All-Tidewater by *The Norfolk Virginian-Pilot* ... Named first-team all-district at quarterback and second-team all-district at defensive back and punter as a senior ... Named first-team all-region ... Was first-team All-Tidewater at defensive back as a junior ... Earned first-team all-district honors as a junior.

**Personal:** Greg E. Boone ... Born 9/14/86 in Norfolk, VA ... Son of Nora and Larry Evans ... Enrolled in university studies.



## Justin Born

Split End • 6-1 • 200 • Jr.  
Centreville, Va. • Westfield H.S.

Is competing for a spot on the depth chart at split end ... A walk-on who has solid skills and is working to improve at running his routes ... Missed some valuable time during the spring with a sprained ankle ... Could be a candidate for some special teams duty.

**2005:** Worked on the scout and jayvee teams ... Caught two passes for 36 yards in the JV win over Hargrave ... Scored two touchdowns in a win against Fork Union, recovering a fumbled snap in the end zone for one score and hauling in a 17-yard pass for the other ... Turned in a personal-best 33-inch vertical jump during off-season tests.

**2004:** Joined the team for spring practice ... Had a 22-yard grab in the Maroon-White game ... Recorded a 290-pound bench, a 430-pound back squat, a 32 1/2-inch vertical jump and a 4.46 40-yard dash in spring testing.

**High School:** Played wide receiver for Coach Tom Verbanic at Westfield ... Was a teammate of current Hokies Eddie Royal, Brent Bowden and Sean Glennon ... Named all-district and all-region at wide receiver as a junior ... Won the Class AAA, Group 6 Virginia state championship with 14-0 record his final year ... As a senior, totaled 570 yards receiving on 38 catches and 11 touchdowns ... For his career, totaled 83 receptions for 970 yards.

**Personal:** Justin Thomas Born ... Born 2/10/86 in Ft. Leonard Wood, MO ... Son of Richard Born and Cathrine Rowe ... Enrolled in university studies.

all-state team at the defensive end position ... Notched 68 tackles and 13 sacks on defense while rushing for 250 yards and catching nine passes for three touchdowns on offense his senior season ... Registered 10 sacks and was named to the all-district team as a junior ... Rated the No. 24 defensive tackle in the nation by Tom Lemming on ESPN.com ... The No. 17 player in Virginia as ranked by *SuperPrep* magazine ... Rated the No. 18 player in Virginia by *The Roanoke Times* ... One of the top 40 linebackers/defensive ends in the ACC area as ranked by the preseason *G&W Recruiting Report*.

**Personal:** Barry Nathaniel Booker, Jr. ... Born 11/13/85 in Fort Campbell, KY ... Son of Barry and Patsy Booker ... Enrolled in apparel, housing and resource management.

| Tackles | G  | UT | AT | Tot. | Loss | Sacks |
|---------|----|----|----|------|------|-------|
| 2004    | 1  | 1  | 1  | 2    | 0- 0 | 0- 0  |
| 2005    | 12 | 2  | 11 | 13   | 2- 9 | 0- 0  |
| Career  | 13 | 3  | 12 | 15   | 2- 9 | 0- 0  |

Could vie for the starting job at that position ... Never really got a chance to get acclimated at quarterback ... Was slowed by a sore knee and too much weight when he arrived in August ... Shortly after reporting underwent a tonsilectomy ... Was able to drop some weight and ended up quarterbacking the scout team while redshirting ... Excelled in strength and conditioning tests during early spring ... Was hampered by a sore knee once again during the first eight or nine practices in the spring ... Is big and strong ... Has a tremendous arm and all the tools to play quarterback ... Also athletic enough to succeed at tight end.

**2005:** Was redshirted ... Worked at quarterback with the scout team ... Earned Super Iron Hokie honors in the weight room during off-season workouts ... Set a position record for the push jerk at 334 pounds ... Bench pressed 355 pounds and had a back squat of 535 ... Was 2-for-2 in the spring game for 13 yards ... Scrambled for a 6-yard gain on one of his four carries.


**High School:** Named a postseason All-American by *SuperPrep*, which also rated him the No. 15 quarterback in the nation and the No. 8 player in the state of Virginia ... Passed for 1,285 yards, rushed for 949 yards and accounted for 35 touchdowns his senior year for Coach Richard Morgan at Oscar Smith ... Named first-team all-state by both The Associated Press and the VHSCA ... Rated the No. 5 player in the state by *The Roanoke Times* ... Was named the Southeastern District Offensive Player of the Year ... Guided Oscar Smith to its first outright district title in 40 years and a 10-0 regular season ... Accounted for 334 of the Tigers' 335 yards in a 40-39 loss to Landstown in the Eastern Region Division 6 championship game ... Rated the No. 36 athlete in the nation and the No. 12 player in the state by rivals.com ... Rated the No. 36 player in the Mid-Atlantic Coast by *Tom Lemming's Prep Football Report* ... Ranked the No. 65 player on the East Hot 100 by scout.com ... Ranked the No. 40 linebacker in the nation and the No. 8



## Greg Boone

Tight End/Quarterback • 6-3 • 276 • r-Fr.  
Chesapeake, Va. • Oscar Smith H.S.

A talented newcomer who missed a lot of valuable practice time last year due to injuries ... Has agreed to make a temporary move from quarterback to tight end for the 2006 season ...



## Brent Bowden

Punter • 6-2 • 192 • r-Fr.  
Centreville, Va. • Westfield H.S.

Has all the essentials to be a good punter ... Traveled as the No. 2 punter last season ... Did not see action and was redshirted ... Will compete with Nic Schmitt for the duties again this season ... Has sound fundamentals and a good leg ... Just needs to concentrate on maintaining his consistency.

**2005:** Was redshirted ... Dressed for all 13 games, serving as the back-up punter ... Punted three times for a 44.7-yard average during the Maroon-White spring game ... Had a long punt of 48 yards and had one punt inside the 20.

**High School:** Was ranked as high as the No. 4 punter in the nation by scout.com ...



Averaged 44 yards on 29 punts with a net of 37 and a long of 58 as a senior for Coach Tom Verbanic at Westfield ... Had 16 punts downed inside the 20-yard line, nine downed inside the 10-yard line, five inside the

5-yard line and eight fair catches ... Named first-team all state by both the Associated Press and the VHSCA as a punter following his senior year ... Named first-team All-Concorde District, first-team All-Northern Region, and first-team All-Met by *The Washington Post* ... In 2003, Westfield's state championship year, averaged 40 yards, with a 38-yard net and a long of 64 yards, along with 11 fair catches and seven downed inside the 20 ... Was the MVP of the Virginia Kicking Camp in 2004 with a 47.7 yard average ... At the 2004 University of Michigan Camp, was second MVP and won Most Consistent, most inside the 20 and highest single punt hang time (4.95 seconds) ... Averaged 43.4 yards during that camp ... In 2003, at the Virginia Tech camp, was second MVP and won Most Consistent ... Older brother is Chris Hall, the former Florida State punter.

**Personal:** Brent Michael Bowden ... Born 5/21/87 in Huntsville, AL ... Son of Tim and Denise Bowden ... Majoring in architecture.



## Andrew Bowman

Linebacker • 5-11 • 233 • r-So.  
Glen Allen, Va. • Hermitage H.S.


A linebacker candidate who could contribute if he performs at a consistent level ... Showed steady progress early last year, but slowed down after getting nicked up with a shoulder injury ... Needed to improve in the coverage aspect of the mike position, which he did ... Trimmed some weight through his work in the strength and conditioning program ... Improved his speed and agility numbers ... A good summer preparation will be important ... His performance during the preseason will determine his place on the depth chart.

**2005:** Played in two games ... Was in for five special teams plays against Ohio ... Slowed by an ankle injury the second half of the season ... His 360-pound bench press was second-best among the inside linebackers during spring testing ... Was in on two tackles during the Maroon-White spring game.

**2004:** Was redshirted while working with the scout team ... Posted a 475-pound squat and a 320-pound bench in spring testing.

**High School:** A *SuperPrep* and *PrepStar* All-America pick as a senior ... Lettered four seasons while seeing action at linebacker and running back for Coach Patrick Kane ... Posted 99 tackles in 2003 with 11 tackles for loss and a pair of sacks ... Also forced three fumbles and recovered two ... Earned first-team all-district, all-Metro and all-region honors as a linebacker ... Named second-team Group AAA by both The Associated Press and the coaches ... Ranked the No. 7 player in the state by *SuperPrep* and the No. 9 player by *The Roanoke Times* ... Listed the No. 24 linebacker prospect in the nation by *SuperPrep* ... Rated the No. 56 player in the Mid-Atlantic region by Tom Lemming's *Prep Football Report* ... Selected the No. 30 prep inside linebacker in the country by Rivals ... Helped his team to a 10-1 record his junior year ... Had 100 tackles that season, including four sacks, an interception, five fumbles caused and five recovered ... Was first-team all-district and second-team all-Metro that season.

**Personal:** Andrew Lacy Bowman, Jr. ... Born 3/6/86 in Richmond, VA ... Son of Andrew, Sr., and Gwen Bowman ... Majoring in apparel, housing and resource management.



## Aaron Brown

Offensive Tackle • 6-6 • 294 • Fr.  
Cincinnati, Ohio • Princeton H.S.


A true freshman who has everything you want in an offensive lineman ... Graduated from high school early and enrolled at Tech in January ... Has been watched closely by the coaches due to the Hokies' lack of depth along the offensive front ... Got some valuable work during spring practice ... Has a 6-6 frame, good feet and a strong will to succeed, but needs to be bigger and stronger ... A good summer preparation will be important ... His development once practice resumes in August could determine his status ... Could end up providing much-needed depth at tackle or redshirting ... Either way, he has a chance to become a special player for the Hokies.

**2005:** Graduated high school in December ... Entered Tech for second semester ... Participated in the winter off-season program ... Worked at left tackle during spring practice.

**High School:** Played his last two years of high school football at Princeton High ... Was a preseason and postseason *SuperPrep* All-American offensive lineman for Coach Brian Dodds ... Was used on defense in short-yardage and goal-line situations ... Also named to *PrepStar's* "Dream Team" ... Rated the No. 7 offensive tackle in the nation by rivals.com ... Listed as the No. 52 overall player in the country by *USA Today* ... Ranked the No. 120 player in the country and the No. 14 offensive lineman in the country by collegefootballnews.com ... Listed as the No. 17 offensive lineman in the country by *PrepStar* ... Listed as the No. 7 player in his state by rivals.com in its final state rankings ... Rated the No. 24 player in the Midwest by *SuperPrep* ... Ranked the No. 25 postseason prospect on the scout.com Midwest Region Hot 100 ... A member of the Ohio News Network/*Ohio High Magazine* All-Ohio football team ... Was his team's MVP as a senior ... Also played basketball and ran track during his high school career.



**Personal:** Aaron Phillip Brown ... Born 3/16/88 in Cincinnati, Ohio ... Son of Donnieta Edwards and George Brown ... Enrolled in university studies.



## 76 Duane Brown

**Offensive Tackle • 6-5 • 286 • r-Jr.  
Richmond, Va. • Hermitage H.S.**

Is athletic as they come at the tackle position ... Played an important role in the Hokies' success last season, both at tackle and on special teams ... Agreed to move from tight end to right tackle just weeks before the season opener at NC State ... Got on-the-job training, while starting every game ... Was hurt by his inexperience at the position, but his size and athletic ability were a real plus ... Continues to learn more about the position every day ... Was named the offensive MVP during 2006 spring practice ... Will be the Hokies' most experienced lineman this fall and will be counted on to play a key leadership role.

**2005:** Started preseason as No. 2 tight end ... Was moved to offensive tackle two weeks before the opening game ... Ended up playing 673 offensive snaps during the regular season ... Started all 13 games ... Also had 148 plays on special teams where he started on three different units ... Started at right tackle against NC State and played every snap ... Posted two knockdown blocks and graded 80 percent at Duke ... Added three knockdowns against Ohio and two versus Georgia Tech ... Graded 81 percent with three knockdowns on 66 plays at WVU ... Played 54 snaps against Marshall, grading out at 87 percent with two knockdowns ... Worked 83 plays in the BC game with a pair of knockdowns ... Was in for every offensive down against Miami ... Picked up three knockdowns at Virginia ... Graded 88 percent on 67 plays against North Carolina ... Worked a season-high 90 snaps against FSU ... Was in for all 69 offensive snaps against Louisville in the Gator Bowl ... His 346-pound push jerk was the third-best among the offensive linemen during spring testing ... Also turned in a 32 1/2-inch vertical jump ... Won the George Preas Award as the most valuable offensive performer during spring practice.


**2004:** Played in all 13 games, catching

three passes for 64 yards and a touchdown ... Played 157 snaps on offense and 150 on special teams in the regular season ... Caught his first collegiate pass against Western Michigan, a 33-yarder from Sean Glennon that went for a touchdown ... Had a 26-yard reception in the win over FAMU ... Recorded a 530-pound back squat, a 316-pound power clean and a 326-pound push jerk in spring testing.

**2003:** Took a redshirt year while working at tight end ... Caught a 10-yard pass during Tech's second spring scrimmage ... Hauled in a 9-yard touchdown pass in the final scrimmage of the spring.

**High School:** A two-year letterman at tight end and defensive end for Coach Patrick Kane at Hermitage ... Played in the Panthers' first three games his senior year before suffering a broken leg ... Returned for the Central Region semifinal game ... Caught seven passes for just under 100 yards in his limited playing time ... Added 15 tackles on defense along with a pair of sacks ... Named second-team all-district on offense and defense ... Registered 10 catches for 115 yards and two scores, while contributing six sacks on defense as a junior ... Rated the No. 13 player in Virginia by *The Roanoke Times* and *SuperPrep* ... Ranked the No. 49 tight end in the nation by Rivals100.com ... No. 37 on Tom Lemming's All-Mid Atlantic team ... Played basketball and averaged 15 points and 12 rebounds a game ... Finished 4th in the Group AAA outdoor shot put competition.

**Personal:** Duane Anthony Brown ... Born 8/30/85 in Richmond, VA ... Son of Dennis and Myra Brown ... Majoring in apparel, housing and resource management.



## 96 Noland Burchette

**Defensive End • 6-2 • 261 • r-Sr.  
Richmond, Va. • Highland Springs H.S.**

An important member of the starting rotation at defensive end the past two seasons ... Suffered a fractured bone in his left forearm during spring practice, but should be at full strength when practice resumes ... Brings experience to the position along with quickness, agility and a non-stop motor ... Has

a knack for making plays ... Is a Super Iron Hokie in the strength and conditioning program ... Played in every game last fall, despite a nagging shoulder injury ... A valuable member of the defensive unit who will be counted on as a player and leader.

**2005:** Turned in three quarterback hurries and two big hits during the opening game win at NC State ... Had three tackles, three hurries and a fumble recovery in the Ohio game ... Shared a sack and had a pair of hurries in the Georgia Tech game ... Played 25 downs at WVU and contributed a pair of tackles ... Registered four tackles, 1.5 sacks and forced a fumble against Marshall ... Picked up two hurries against Boston College ... Played 30 downs against Miami with two tackles and a hurry ... Added three hurries and a pair of tackles against UNC ... Had two tackles for loss, including a sack, in Tech's Gator Bowl win over Louisville ... Had 25 tackles, including three sacks ... Finished third on the team in hurries with 18 ... Earned Super Iron Hokie honors during spring testing ... Turned in a career-best 560-pound back squat, best among the defensive ends ... Posted two sacks and an additional tackle for loss during first spring scrimmage, but was sidelined by a broken forearm for much of the spring and did not play in the Maroon-White game.

**2004:** Played in and started 12 games, recording 15 solo stops and 12 assists ... Included in those 27 tackles were six tackles for loss and 3.0 sacks ... Also had two forced fumbles, a fumble recovery and 11 quarterback hurries ... Played 405 snaps on defense and 104 on special teams in the regular season ... Made his first career start against USC in the opener, playing 37 snaps ... Was credited with three total tackles, including 1.5 for loss ... Also had a quarterback hurry ... Had a sack, forced fumble and two tackles against WVU ... Had four tackles in the win at Wake Forest, but sprained his shoulder late in the game ... Injury forced him to miss the FAMU game ... Returned to start at Georgia Tech, playing 44 snaps ... Had five tackles and three quarterback hurries ... Picked up four tackles against Virginia ... Included in that total were 1.5 tackles for loss, one of which was a sack that caused a fumble on UVA's final drive ... Posted a 530-pound back squat, a 326-pound power clean and a 309-pound push jerk in spring testing.

**2003:** Saw action in all 13 games, playing more than 330 defensive snaps ... Had 20 solo tackles and 21 assists ... Included in those 41 stops was a sack ... Also had nine quarterback hurries and a forced fumble ... Had three total tackles, a forced fumble and a QB hurry against James Madison ... Played 42 snaps on defense against UConn, recording six solo tackles, two assists and a quarterback hurry ... Was in on five tackles against California ... Bench pressed 360 pounds during spring max tests ... Had a sack in the Maroon-White game ... Was voted one of the team's top hustlers of the spring.


**2002:** Was slowed by a hamstring injury during the early part of the year ... Worked at defensive end while redshirting ... Sprained his

## BURCHETTE, *Continued*

knee in spring practice, causing him to miss some time ... Had four tackles and a sack in one spring scrimmage and a fumble recovery in another ... Posted two quarterback sacks and three tackles in the spring game ... Won the Paul Torgersen Award as the top defensive newcomer of the spring.

**High School:** Lettered three seasons as a defensive end and tight end for Coach Scott Burton at Highland Springs ... Posted 21 tackles for loss his senior season, including 12.5 sacks ... Finished with 61 total tackles, 21 quarterback hurries and five passes broken up ... Caused four fumbles and recovered two ... Had 11 pass receptions at tight end for 175 yards and three touchdowns ... Named second-team Group AAA all-state by both The Associated Press and the state coaches ... Saw some action as an H-back, rushing for 225 yards and five TDs ... Contributed 58 tackles as a junior ... Registered 11 sacks and nine additional tackles for loss that season ... Turned in 32 catches for 416 yards and three touchdowns on offense ... Averaged 40.5 yards as the team's punter ... Was a two-time all-district and all-region pick ... Named to the *Richmond Times-Dispatch* All-Metro first team his senior season ... Helped his team to the Group AAA Division 5 regional division title game ... Starred on a defense that held opponents to 148 total yards per game ... Listed as the No. 56 weak-side defensive end in the nation by *Rivals* ... Competed in the 100 meters and on relay teams as a member of the track team ... Also lettered two seasons as a forward in basketball.

**Personal:** Noland Duke Burchette II ... Born 3/23/83 in Richmond, VA ... Son of Noland and Pollie Burchette ... Majoring in sociology.



Chris Burnett

| Tackles                   | G  | UT | AT | Tot. | Loss     | Sacks   |
|---------------------------|----|----|----|------|----------|---------|
| 2003                      | 13 | 20 | 21 | 41   | 1.0- 8   | 1.0- 8  |
| 2004                      | 12 | 15 | 12 | 27   | 6.0- 24  | 3.0- 17 |
| 2005                      | 13 | 8  | 17 | 25   | 4.5- 27  | 3.0- 25 |
| Career                    | 38 | 43 | 50 | 93   | 11.5- 59 | 7.0- 50 |
| 2005 Tackles Game-by-Game |    |    |    |      |          |         |
| at NCSU                   | 1  | 1  | 2  | 3    | 0.5- 0   | 0- 0    |
| at Duke                   | 1  | 0  | 3  | 3    | 0- 0     | 0- 0    |
| OHIO                      | 1  | 1  | 2  | 3    | 0- 0     | 0- 0    |
| GT                        | 1  | 1  | 2  | 3    | 0.5- 2   | 0.5- 2  |
| at WVU                    | 1  | 0  | 2  | 2    | 0- 0     | 0- 0    |
| MU                        | 1  | 2  | 2  | 4    | 1.5- 15  | 1.5- 15 |
| at MD                     | 1  | 0  | 0  | 0    | 0- 0     | 0- 0    |
| BC                        | 1  | 0  | 0  | 0    | 0- 0     | 0- 0    |
| UM                        | 1  | 1  | 1  | 2    | 0- 0     | 0- 0    |
| at UVa                    | 1  | 0  | 0  | 0    | 0- 0     | 0- 0    |
| UNC                       | 1  | 1  | 1  | 2    | 0- 0     | 0- 0    |
| FSU                       | 1  | 0  | 1  | 1    | 0- 0     | 0- 0    |
| UL                        | 1  | 1  | 1  | 2    | 2- 10    | 1- 8    |



60

Chris Burnett

Defensive Tackle • 6-2 • 271 • r-Sr.  
Blue Ridge, Va. • Liberty-Bedford H.S.

An extremely strong player who has excelled in the strength and conditioning program ... Has spent time on both the offensive and defensive lines during his time at Tech ... Initially worked at defensive tackle while redshirting his freshman season ... Switched to offensive guard for 2003 spring practice ... Missed the 2003 season and was moved back to defense when 2004 spring practice opened ... Will provide the Hokies with added depth along the defensive front this season.

**2005:** Worked at the nose tackle position, playing in three games ... Was in on eight defensive plays at Duke ... Also saw brief action on special teams in that game ... Saw limited action against Ohio and Georgia Tech ... Played in the Hokies' jayvee games, posting two tackles for losses and a sack against Fork Union ... Also caused a fumble, recovered fumble and blocked a punt ... Earned Super Iron Hokie honors during the spring.

**2004:** Played in two games ... Registered an assisted tackle and two quarterback hurries ... Set a new Tech football record with a 405-pound push jerk in the spring

... Also posted a 605-pound back squat and a 336-pound power clean.

**2003:** Did not play in the fall ... Posted the fourth-best all-time push jerk during spring testing with a lift of 390 pounds ... Earned Super Iron Hokie honors ... Moved from the offensive line to the defensive line for spring practice ... Was in on two tackles during the Maroon-White game.

**2002:** Redshirted while working at the nose tackle position ... Tied for the top bench press among the incoming freshman with a lift of 380 pounds ... Improved that to 420 pounds during off-season workouts ... Moved to offensive guard for spring practice ... Posted the second-best vertical jump (33 inches) among the offensive linemen during spring testing ... Earned Iron Hokie recognition.

**High School:** Was named to preseason All-America teams by Tom Lemming, *PrepStar* and *SuperPrep* prior to his senior season ... Lettered four seasons for Coach Scott Abell at Liberty High in Bedford ... Played fullback and defensive tackle ... Rushed for over 900 yards and scored seven touchdowns as a senior ... Added 89 tackles and 15 sacks on defense ... Finished his junior year with 65 tackles and over 200 yards rushing ... Earned first-team Group AA all-state honors from the state coaches ... Was a second-team selection by The Associated Press ... Rated the No. 50 player in the Mid-Atlantic Region by Tom Lemming's *Prep Football Report* ... Also lettered as a pitcher in baseball and a weight man in track.

**Personal:** Christopher William Burnett ... Born 11/2/83 in Roanoke, VA ... Son of Dennis and Wanda Burnett ... Majoring in sociology.



Cory Byrd

Deep Snapper • 6-0 • 239 • r-Fr.  
Abingdon, Va. • Abingdon H.S.

A walk-on who is working hard to become a good snapper ... Has shown ability, along with the desire to help the team ... Brings an excellent work ethic to the field ... Made progress in the strength and conditioning program ... Must continue working to develop consistency.

**2005:** Worked with the snappers while redshirting ... Improved in all four major lifts during spring strength and conditioning tests.

**High School:** Lettered four years in football as a tight end/defensive end for Coach Scott Allen ... Named first-team all-district and second-team all-region as a senior ... Led team to a district title ... Also lettered four times in basketball ... Served as football and basketball team captain as a senior.

**Personal:** Cory Charles Byrd ... Born 1/8/86 in Abingdon, VA ... Son of Tony Byrd and Rhonda Byrd ... Sister Kelli Byrd attended Virginia Tech from 2000-04 ... Plans to major in mathematics.



**Chad Carlson**


**Defensive End • 6-2 • 212 • So.**  
**Poquoson, Va. • Poquoson H.S.**

Got a lot of reps at end in the spring due to the injury to Noland Burchette ... Took advantage of the opportunity to get better ... Showed some quickness ... Has a chance to become a solid contributor if he continues to make progress.

**2005:** Joined the team as a walk-on ... Played on the scout and jayvee teams ... Posted a pair of tackles in the Hokies' JV win against Fork Union ... Contributed a tackle in the spring Maroon-White game.

**High School:** Lettered three years in football as a linebacker/fullback for Coach Don Ward ... Earned second-team all-state honors as a senior ... Led his team to the state championship game in 2005 ... Had 1,000 yards rushing and seven touchdowns as a senior ... Also had 100 tackles, four interceptions, two sacks, five fumble recoveries and a blocked punt in 2005 ... Also lettered three times in soccer and twice in swimming.

**Personal:** Chad R. Carlson ... Born 12/11/86 in Upper Hayford, England ... Son of Thomas and Anne Carlson ... Majoring in biology.



**27**  
**Jahre Cheeseman**

**Cornerback • 5-9 • 194 • r-Fr.**  
**Voorhees, N.J. • Eastern H.S.**


A talented young player who made a good impression during the spring after redshirting last fall ... Mixes good ability with toughness ... Worked hard and showed improvement each practice during the spring ... Has the potential to be a playmaker ... Coaches considered trying him at tailback after injuries at the position, but liked his future on defense too much to make the move ... Is already showing the benefits of Tech's strength and conditioning program ... Will compete for playing time at boundary corner, as well as special teams ... Has a bright future.

**2005:** Was redshirted while working at the boundary cornerback position ... Turned in the best bench press among the defensive backs during spring testing with a lift of 340 pounds ... Tied for the top back squat at 500 pounds ... Ran a 4.35 in the 40 ... Turned in four tackles, including one for a loss in first spring scrimmage ... Was in on four tackles and forced a fumble during the spring Maroon-White game.

**High School:** Was a running back and defensive back for Coach Dan Spittal at Eastern ... Also returned kicks ... Rushed for 1,167 yards and 15 touchdowns on 183 carries as a senior ... Averaged 6.4 yards per carry ... Added 1,444 yards and 18 TDs his junior year ... Was instrumental in his team's march to the New Jersey Group 4 title during his junior season ... Earned second-team all-state honors ... Rated as the No. 9 all-purpose back in the nation and the

No. 11 player in New Jersey by rivals.com ... Ranked the No. 49 running back in the nation and the No. 22 player in the state of New Jersey by scout.com ... Ranked the No. 20 player in the state of New Jersey by *SuperPrep* ... Named to *PrepStar's* postseason All-East Region team.

**Personal:** Jahre T. Cheeseman ... Born 1/11/87 in Vallejo, CA ... Son of Acintia and Mario Robinson ... Enrolled in university studies.



**87**  
**David Clowney**

**Split End • 6-1 • 175 • Sr.**  
**Delray Beach, Fla. • Atlantic H.S.**

The lone senior in the receiving corps ... Is being looked to for a big season ... Has worked hard to get where he is ... Tech's top receiver in 2005 ... Contributed a key fourth-quarter touchdown catch in season-opening win at NC State ... Had a productive spring ... A playmaker ... Possesses breakaway speed, but also contributes down field as a blocker ... Can return kickoffs if needed ... Has spent his winters working with the Tech track team ... Coaches are looking for him to take more of a leadership role.

**2005:** Led the team in receptions (34), receiving yards (619) and was second in average yards per catch (18.2) ... Caught three TD passes ... Got off to a fast start, catching a 19-yard touchdown pass that provided the winning margin in the season opener at NC State ... Finished the game with three catches for 30 yards ... Hauled in three passes for 62 yards and a TD at Duke ... Had a 52-yard catch against Ohio ... Posted two knockdown blocks versus Georgia Tech ... Grabbed three passes for 47 yards at WVU ... Hauled in a 48-yard TD catch versus Marshall ... Caught three passes for 76 yards at Maryland and three for 58 yards versus BC ... Had three catches for 42 yards at Virginia ... Posted four catches for 35 yards in the Florida State game ... Caught two passes for 69 yards, including a career-long 54-yarder, in the Gator Bowl win over Louisville ... Started all but one game, compiling the most regular-season plays among the receivers with 373 ... Caught five passes for 52 yards in Tech's second scrimmage of the spring ... Had a 6-yard grab during the Maroon-White game.

**2004:** Played in 12 games, catching 20 passes for 263 yards and two touchdowns ... Had a 7-yard reception against USC ... Did not

**hokiesports.com**

The official Web site of the Virginia Tech Hokies

## CLOWNEY, *Continued*


play against WMU ... Caught a big 38-yard pass on the final drive against NC State ... Earned his first collegiate start against Florida A&M ... Caught a 16-yard touchdown pass on Tech's first offensive play ... Finished the day with two catches for 34 yards and a 26-yard kickoff return ... Got the scoring started at Georgia Tech by hauling in a 34-yard touchdown pass in the second quarter ... Tied his career high with four catches at Miami for 54 yards ... Also had a 19-yard kickoff return ... Had a 7-yard catch in the Maroon-White game ... Given the Frank O. Moseley Award, awarded to the top offensive hustler, following spring practice ... Recorded a 450-pound back squat, a 36-inch vertical jump and a 4.33 40-yard dash in spring testing.

**2003:** Saw action in 12 games, playing 96 snaps on offense and 44 on special teams ... Had five receptions for 67 yards and a score on the season ... Started his career out with a bang, catching two passes for 37 yards against UCF ... Hauled in a 27-yard touchdown pass from Marcus Vick late in the game ... Had four catches for 27 yards in Tech's third scrimmage in the spring ... Scored on a 6-yard reverse in the final scrimmage ... Hauled in three passes for 46 yards in the spring game ... Scored a touchdown on a 2-yard flanker reverse.

**High School:** An honorable mention Class 5A all-state selection as a senior ... Lettered four seasons as a receiver and safety for Coach Chris Bean at Atlantic High ... Named to the All-Palm Beach County Team as published by *The Palm Beach Post Sun-Sentinel* ... Made one of the season's biggest plays, a 95-yard touchdown catch against Ely in the regional finals ... Totaled 25 catches for 576 yards and a county-best 10 touchdowns ... Returned three kicks for 245 yards and two touchdowns ... Caught three passes for 120 yards and two touchdowns in a game against Wellington High ... Led his team to an undefeated regular season ... Hauled in 39 passes his junior season ... A sprinter on the track team ... Was a state finalist in the 200 meters and a regional finalist in the 100 meters ... Also lettered two years as a guard in basketball.

**Personal:** David Cortez Clowney IV ... Born 7/8/85 in Long Island, NY ... Son of Maria and Tracy Bean ... Majoring in apparel, housing and resource management.

| Receiving                          | G  | No. | Yds. | Avg. | TD | LG |
|------------------------------------|----|-----|------|------|----|----|
| 2003                               | 12 | 5   | 67   | 13.4 | 1  | 27 |
| 2004                               | 12 | 20  | 263  | 13.1 | 2  | 38 |
| 2005                               | 13 | 34  | 619  | 18.2 | 3  | 54 |
| Career                             | 37 | 59  | 949  | 16.1 | 6  | 54 |
| <b>2005 Receiving Game-by-Game</b> |    |     |      |      |    |    |
| at NCSU                            | 1  | 3   | 30   | 10.0 | 1  | 19 |
| at Duke                            | 1  | 3   | 62   | 20.7 | 1  | 35 |
| OHIO                               | 1  | 2   | 57   | 28.5 | 0  | 52 |
| GT                                 | 1  | 3   | 47   | 15.7 | 0  | 31 |
| at WVU                             | 1  | 3   | 47   | 15.7 | 0  | 29 |
| MU                                 | 1  | 2   | 56   | 28.0 | 1  | 48 |
| at MD                              | 1  | 3   | 76   | 25.3 | 0  | 48 |
| BC                                 | 1  | 3   | 58   | 19.3 | 0  | 43 |
| UM                                 | 1  | 1   | 22   | 22.0 | 0  | 22 |
| at UVa                             | 1  | 3   | 42   | 14.0 | 0  | 35 |
| UNC                                | 1  | 2   | 18   | 9.0  | 0  | 13 |
| FSU                                | 1  | 4   | 35   | 8.8  | 0  | 52 |
| UL                                 | 1  | 2   | 69   | 34.5 | 0  | 54 |



**79**  
**Eric Davis**

**Offensive Guard • 6-7 • 335 • r-Fr.**  
**Lorton, Va. • West Springfield H.S.**

A young player who worked at tackle last year while redshirting ... Got a lot of reps there during the spring, but is expected to move inside to guard when practice resumes in August ... Possesses excellent size, but is still learning the speed of the game ... Mixes a good work ethic with the will to succeed ... Will benefit from continued exposure to the Hokies' strength and conditioning program ... Could help provide depth at guard if he continues to develop.

**2005:** Worked at the right offensive tackle position while redshirting in the fall ... Continued to work as a tackle during spring practice.

**High School:** Named the Sleeper of the Year among in-state prospects by *The Roanoke Times* ... Earned honorable mention all-district honors as a senior offensive lineman for Coach Bill

Renner at West Springfield ... Helped his team to a sixth-place finish in a region of 30 teams ... Allowed only five sacks in 278 passing attempts his final year ... Did not start playing football until the ninth grade ... Missed some time his sophomore and junior seasons with wrist and foot injuries.


**Personal:** Eric Andrew Davis ... Born 5/23/87 in Alexandria, VA ... Son of Richard and Karen Davis ... Majoring in business.



**98**  
**Jared Develli**

**Place-kicker • 6-0 • 237 • Jr.**  
**Sterling, Va. • Park View H.S.**

Has handled the bulk of Tech's kickoff duties for the past two seasons ... Is competing to continue those duties again this fall ... Possesses a strong leg that can get the ball into the end zone on a consistent basis... Has 59 career touchbacks ... Will work on field goals and PATs over the summer to prepare for the future as well as possible backup duties to Brandon Pace.




**Jared Develli**

**2005:** Kicked in every game but one (FSU) ... Fifteen of his first 25 kicks were touchbacks ... Kicked off eight times against Georgia Tech ... Had 64 kickoffs for the season with the average return starting on the 2-yard line ... Finished with 29 touchbacks ... Did not have a kickoff go out of bounds ... Bench pressed 300 pounds and had a 430-pound squat during spring testing ... Kicked off three times in the spring game with all three kicks downed in the end zone.

**2004:** Kicked off 70 times with 29 touchbacks ... Had three tackles on kickoff coverage ... Handled all four kickoffs in the opener against USC ... Put six of his kickoffs in the end zone, including two through the uprights, against Duke ... Had three touchbacks against NC State ... Had two touchbacks against West Virginia ... Was busy against Florida A&M, kicking off nine times with two touchbacks ... Had three touchbacks at UNC and a solo tackle on kickoff coverage that saved a touchdown ... Had four touchbacks against Maryland and two against Virginia ... Posted a 430-pound back squat in spring testing.

**High School:** Was a place-kicker, punter and safety for Coach Charlie Pierce at Park View ... Made 26 of 35 field goals during his career and was 90 of 91 on extra points ... Had a career average of 40.6 as a punter and posted six career interceptions on defense ... Made five field goals in a game his senior season, including the game-winner in overtime ... Had a total of four game-winning field goals during his three varsity seasons ... Was a three-time all-district and all-region selection and a two-time, first-team all-state pick ... Named to *Washington Post* all-Met team as a senior ... Holds school career records for field goals made in a season (12) and career (36) ... Also set a season mark for touchbacks as a kickoff man ... Played soccer, earning all-district honors twice.

**Personal:** Jared Gabriel Develli ... Born 12/28/85 in Loudoun, VA ... Son of Gabe and Jan Develli ... Majoring in history.



**80**

**Brandon Dillard**

**Flanker • 5-10 • 174 • r-Fr.**  
**Martinsville, Va. • Bassett H.S.**

Will be in the mix at the flanker position when practice opens in August ... Joined the team as a walk-on ... Possesses outstanding

speed, but must concentrate on catching the football ... Needs to get more reps ... A good summer preparation will be important ... Will be watched in August ... Could help provide depth or help on special teams ... Has potential for the future.

**2005:** Got a look at both wide receiver spots while redshirting ... Registered a 36 1/2-inch vertical jump during spring max testing ... Spent time at the flanker position during spring practice.

**High School:** Lettered four times in football at quarterback, defensive back and wide receiver for Coach James Gilbert ... Named region and district player of the year as a senior ... Also named all-state, all-region and all-district in his career ... Rushed for 650 yards and passed for 380 yards during his senior season ... Had 16 all-purpose touchdowns ... Recorded 35 tackles and six interceptions ... Named team captain as a junior and as a senior ... Also lettered four times in basketball and track and field ... Won 2005 state championship in the 100 and 200 meter ... Also named state Runner of the Year ... A member of the National Honor Society.

**Personal:** Brandon Antonio Dillard ... Born 2/3/87 in Martinsville, VA ... Son of Anthony and Linda Dillard ... A university studies major.




**92**

**Jud Dunlevy**

**Place-kicker • 5-9 • 185 • r-Jr.**  
**Roanoke Rapids, N.C. • Roanoke Rapids H.S.**

Will battle Jared Develli for the kickoff duties ... Has served as the backup for those duties each of the past two seasons ... Is also capable of handling the place-kicking duties if needed ... Made a 51-yard field goal in a jayvee game in 2005.

**2005:** Saw action in eight games ... Kicked off twice in games against Duke, Ohio and Georgia Tech ... Had four kickoffs in the Marshall game, one of which was a touchback ... Kicked a



last-second, game-winning 51-yard field goal in a jayvee game against Hargrave ... Had a kickoff for a touchback in the BC game ... Kicked off four times in the Florida State game ... Had two touchbacks on five kickoffs against Louisville ... Had a personal-best 425-pound back squat during spring testing ... Kicked off three times during the spring game with all three kicks reaching the end zone, including two that were touchbacks.

**2004:** Played in three games, kicking off seven times ... Kicked off three times against Western Michigan, twice against Florida A&M and twice against Maryland ... Handled place-kicking for the jayvee team.

**2003:** Joined the team as a walk-on and took a redshirt year ... Concentrated mainly on kickoffs during the spring ... Was 1-for-2 on field goals during the Hokies' third spring scrimmage making a 25-yarder and missing from 39 yards out ... Kicked off once during the Maroon-White game.

**High School:** Lettered four years as a kicker for Coach Tim Bennett at Roanoke Rapids ... Earned all-conference honors each of his last three seasons ... Played in the North Carolina East-West All-Star game following his senior year.

**Personal:** Judson Bryce Dunlevy ... Born 10/9/1984 in Rocky Mount, NC ... Son of Keith and Denise Dunlevy ... Majoring in apparel, housing and resource management.



49

## Chris Ellis

Defensive End • 6-4 • 260 • r-Jr.  
Hampton, Va. • Bethel H.S.

Has a chance to be one of the nation's top defensive ends this fall ... Continues to show outstanding ability as a playmaker ... Excels as a pass rusher ... Combines good technique with outstanding athleticism, speed and agility ... Works hard and plays aggressively ... Ranked second on the team in tackles for loss and sacks last season ... Returned an interception for a touchdown against Georgia Tech ... Has been named one of the team's most valuable defensive performers of spring practice each of the last two years ... Listed as the nation's No. 19 defensive end heading into the 2006 season by *The Sporting News* ... *TSN* also lists him as a second-team All-ACC pick.

**2005:** Picked up his first collegiate start in the opener at NC State ... Had three tackles and two quarterback hurries ... Posted two tackles for losses, including a sack at Duke ... Added another sack in the Ohio game and returned an interception 29 yards for a touchdown against Georgia Tech ... Had a career-high eight tackles in the Marshall game, including a sack ... Also caused a fumble and broke up a pass ... Turned in a tackle for loss and four total tackles against BC ... Had a tackle for loss, two hurries and three total tackles at Virginia ... Picked up six tackles, including a sack, to go with three hurries and a pass breakup against UNC ... Had three tackles, including two for loss and 1.5 sacks, along with a forced fumble and two pass break ups in Tech's Gator Bowl win over Louisville ... Had a total of 41 tackles, 10.5 TFL, 6.0 sacks and 14 hurries ... Turned in personal-best lifts in the clean (331) and the push jerk (320) during spring max testing ... Had a sack and three tackles during first spring scrimmage ... Added five tackles, two behind the line, in the second scrimmage ... Was in on three tackles and recovered a fumble in the Maroon-White game ... Shared the George Preas Award as the most valuable defensive player in the spring with Xavier Adibi.

**2004:** Earned third-team Freshman All-America honors from *The Sporting News* ... Played in all 13 games, recording 15 solo stops and 18 assists ... Included in those 33 tackles were 7.5 tackles for loss and 3.0 sacks ... Also


had a fumble recovery, a forced fumble, three pass break ups and 14 quarterback hurries ... Played 271 snaps on defense and 100 on special teams in the regular season ... Played 17 snaps in the opener against USC, registering three solo tackles and two quarterback hurries ... Was credited with five tackles, including one for a loss, and four quarterback hurries against WMU ... Had three tackles, including a sack, against Duke ... Led the team with seven total stops against FAMU ... Included in that total were 3.5 tackles for loss and a sack ... Also had a forced fumble and a pass break up ... Had two tackles — 1.5 for loss — at Georgia Tech ... Recorded a big sack in the third quarter that resulted in a safety ... Also had a fumble recovery ... Given the George Preas Award, awarded to the most valuable player of spring practice ... Posted a 350-pound bench, a 304-pound push jerk and a 33 1/2-inch vertical jump in spring testing.

**2003:** Worked at defensive end while redshirting ... Had the best vertical jump (31 1/2 inches) among the incoming freshmen linemen ... Upped his vertical to 35 inches by spring practice, the fifth-best leap on the entire defense ... Turned in the top 40 time among the ends at 4.56 ... Posted a pair of tackles for loss during the annual Maroon-White spring game.

**High School:** Was ranked 66th on *SuperPrep's* Elite 100 list following his senior season ... Led Bethel with 50 tackles — seven for loss — and 10 sacks ... Played end and outside linebacker for Coach Tracy Parker ... Named an All-American by both *SuperPrep* and *PrepStar* as a defensive lineman ... Named to the VHSCA All-Eastern Region honorable mention squad as a defensive end ... Named to the first-team *Newport News Daily Press* All-Star Team as a defensive lineman ... A first-team Peninsula District selection at end ... Ranked the No. 13 defensive end in the country and the No. 3 prospect in Virginia by *SuperPrep* ... Rated the No. 21 defensive end in the nation by Tom Lemming on ESPN.com ... Rated the No. 157 prospect nationally and the No. 20 player in the Mid-Atlantic region by *Tom Lemming's Prep Football Report* ... Ranked the No. 4 player in Virginia by *The Roanoke Times* ... Posted 75 tackles and 15 sacks as a junior.

**Personal:** Christopher James Ellis ... Born 2/11/85 in Hawaii ... Son of Eric and Laurie Ellis ... Majoring in apparel, housing and resource management.

| Tackles                   | G  | UT | AT | Tot. | Loss  | Sacks   |
|---------------------------|----|----|----|------|-------|---------|
| 2004                      | 13 | 15 | 18 | 33   | 7.5-  | 3.0- 11 |
| 2005                      | 13 | 16 | 25 | 41   | 11.0- | 6.0- 33 |
| Career                    | 26 | 31 | 43 | 74   | 18.5- | 9.0- 44 |
| 2005 Tackles Game-by-Game |    |    |    |      |       |         |
| at NCSU                   | 1  | 1  | 2  | 3    | 0- 0  | 0- 0    |
| at Duke                   | 1  | 3  | 0  | 3    | 2- 10 | 1- 7    |
| OHIO                      | 1  | 1  | 0  | 1    | 1- 2  | 1- 2    |
| GT                        | 1  | 0  | 2  | 2    | 1- 3  | 0.5- 2  |
| at WVU                    | 1  | 1  | 1  | 2    | 0.5-  | 1- 0- 0 |
| MU                        | 1  | 3  | 5  | 8    | 1.5-  | 5- 1- 5 |
| at MD                     | 1  | 1  | 2  | 3    | 0- 0  | 0- 0    |
| BC                        | 1  | 2  | 2  | 4    | 1- 1  | 0- 0    |
| UM                        | 1  | 0  | 2  | 2    | 0- 0  | 0- 0    |
| at UVa                    | 1  | 0  | 3  | 3    | 1- 2  | 0- 0    |
| UNC                       | 1  | 2  | 4  | 6    | 1- 7  | 1- 7    |
| FSU                       | 1  | 0  | 1  | 1    | 0- 0  | 0- 0    |
| UL                        | 1  | 2  | 1  | 3    | 2- 10 | 1.5- 10 |



18

## Brandon Flowers

Cornerback • 5-10 • 187 • r-So.  
Delray Beach, Fla. • Atlantic H.S. • Hargrave

Is the leading candidate for the starting boundary corner job, following an outstanding spring ... Was both consistent and productive ... Won the Don Williams TEAM UNITED Award for his team-first attitude ... A smart player with excellent ability ... Played well in Tech's Gator Bowl win against Louisville when he was called on to replace starter Jimmy Williams ... Can play the boundary or the field position ... Saw his share of action as the top backup at cornerback last year ... Was also used in the Hokies' nickel package ... Named the Hokies' top defensive newcomer following 2005 spring practice ... Played briefly during the 2004 season before receiving a medical redshirt ... A player to watch this fall.

**2005:** Played in every game, posting 20 tackles and five pass breakups ... Served as No. 2 man at boundary corner ... Also the first man in on the field side ... Played 15 defensive plays at NCSU ... Broke up a pass in the Ohio game ... Was in on a tackle for loss against Georgia Tech and got 25 snaps ... Picked up his first start in the Marshall game ... Contributed a pair of tackles ... Had two tackles and a pass breakup against BC and was in on four tackles versus Miami ... Played on 41 snaps against the 'Canes ... Had a tackle for loss and three tackles at Virginia ... Was in on two tackles versus FSU ... Played a majority of the Gator Bowl, recording two tackles, two pass break ups and an interception ... Turned in a 36-inch vertical jump during spring testing ... Had five tackles, a sack and a pass breakup during first spring scrimmage ... Turned in four tackles, two behind the line in second scrimmage ... Was in on a TFL in the Maroon-White game ... Won the Don Williams TEAM UNITED Award as the defensive player who put the team first during spring workouts.

**2004:** Played in one game before sustaining a right fibular fracture which sidelined him for the rest of the season ... Petition for a medical redshirt was granted ... Lone action came against Western Michigan ... Had a solo tackle and returned an interception

38 yards for a touchdown ... Given the Paul Torgersen Award, awarded to the top newcomer, following spring practice ... Posted a 300-pound bench, a 435-pound back squat, a 35 1/2-inch vertical jump and a 4.49 40-yard dash in spring testing.


**Prep School:** Prepped at Hargrave in 2003 ... Intercepted three passes as a cornerback for Coach Robert Prunty ... Was rated the No. 18 JUCO/Prep cornerback in the nation by collegefootballnews.com ... Also ranked the 141 JUCO/Prep player by CFN.

**High School:** Played in the secondary for Coach Chris Bean at Atlantic ... Helped the team to a regional title in Class 5A his senior year, beating highly rated Ely High ... Intercepted five passes and posted three quarterback sacks ... Also blocked a punt and recovered a pair of fumbles ... Earned first-team all-area and all-conference honors ... Helped the team to a 36-4 record during his varsity career.

**Personal:** Brandon Lavar Flowers ... Born 2/18/86 in Delray Beach, FL ... Son of Patricia Flowers and Willie Flowers ... Enrolled in sociology.

| Tackles | G  | UT | AT | Tot. | Loss   | Sacks |
|---------|----|----|----|------|--------|-------|
| 2004    | 1  | 1  | 0  | 1    | 0- 0   | 0- 0  |
| 2005    | 13 | 13 | 7  | 20   | 1.5- 6 | 0- 0  |
| Career  | 14 | 14 | 7  | 21   | 1.5- 6 | 0- 0  |

| Interceptions | G  | No. | Yds. | Avg. | TD | LG |
|---------------|----|-----|------|------|----|----|
| 2004          | 1  | 1   | 38   | 38.0 | 1  | 38 |
| 2005          | 13 | 1   | 15   | 15.0 | 0  | 15 |
| Career        | 14 | 2   | 53   | 22.5 | 1  | 38 |



**82**  
**Steven Friday**  
Defensive End • 6-4 • 213 • Fr.  
Hampton, Va. • Phoebus H.S.

A promising young player who picked up a lot of reps during spring practice ... Did not enter school until January ... Began work in the strength and conditioning program during the winter to add strength and bulk to his 6-4 frame ... Saw extra duty in the spring when senior starter Noland Burchette was injured ... Gives outstanding effort and runs well ... Is a year away body-wise.

**2005:** Entered school at the beginning of the second semester in January ... Participated in the winter program ... Worked at the stud end

position during the spring ... Posted a pair of tackles, including a quarterback sack during the spring Maroon-White game.

**High School:** Helped Phoebus to the state championship game his sophomore and junior seasons ... Missed two games his senior season because of a bruised knee, but finished with 89 tackles, including 21 for loss and 17 sacks, his senior year ... Also had three forced fumbles and three blocked kicks ... Has over 30 sacks his final two seasons for Coach Bill Dee ... Named to the Virginia All-Group AAA first-team all-state team by The Associated Press as a defensive lineman ... Named to the AAA all-state first team as a defensive end by the VHSCA ... Named to the *Newport News Daily Press* All-Star Team ... Ranked the No. 11 player in the state by *The Roanoke Times* ... Ranked the No. 9 weak-side defensive end in the nation and the No. 7 player in the state by rivals.com ... Listed as the No. 11 player in the state by scout.com ... Ranked the No. 11 player in the state of Virginia by *SuperPrep* ... Rated the No. 38 defensive end in the nation by collegefootballnews.com ... Rated the No. 45 player in the Mid-Atlantic Coast by *Tom Lemming's Prep Football Report* ... Ranked the No. 96 player on the East Hot 100 by scout.com ... Named an All-American and an All-Atlantic Region selection by *PrepStar*.

**Personal:** Steven J. Friday ... Born 8/9/86 in Melbourne, FL ... Son of Cynthia and Delmont Friday ... Enrolled in university studies.



**74**  
**Brandon Frye**  
Offensive Tackle • 6-4 • 300 • r-Sr.  
Myrtle Beach, S.C. • Myrtle Beach H.S.

Opened some eyes with an outstanding performance in the Gator Bowl when he was pressed into starting duty for injured senior Jimmy Martin ... Picked up a big boost in confidence and carried it over to spring practice ... Showed continued improvement in run blocking ... Is athletic enough to be a good pass protector ... Heads into the season as the starting left tackle after serving as the No. 2 man at both offensive tackle positions in 2005 ... Combines a big frame with a good work ethic and athleticism ... Earned the Excalibur Award — the top honor in Tech's strength and conditioning program — for the third time during the spring ... Is expected to be one of the big keys to the Hokies' offensive line this fall.

**2005:** Worked some at both tackle spots ... Saw his first action at Duke ... Graded 89 percent on 29 snaps against Ohio and posted a knockdown block ... Was in on eight plays at WVU ... Played 25 snaps versus Marshall, grading 92 percent ... Got limited work against Maryland and BC ... Was in for 10 snaps at Virginia ... Saw limited time in the UNC game ... Was thrust into the starting lineup for the Gator Bowl when starter Jimmy Martin went down with a knee injury in practice three days before the game ... Ended up playing all 69 offensive snaps against Louisville ... Set a position record with a 705-pound back squat during strength and conditioning testing ... Topped the offensive linemen with a 34-inch vertical jump and a 470-pound bench press ... Moved into the top spot at left tackle during spring practice.

**2004:** Played 62 offensive snaps and 46 on special teams in the regular season ... Graded out at 83 percent on 18 snaps in his first collegiate action, coming against Western Michigan ... Played four snaps on offense against Duke ... Played 35 snaps on offense with a knockdown in the win over Florida A&M ... Was in for five snaps on offense against Maryland ... Set a new position record in the squat (690) ... Mark was the sixth-best in program history ... Also had a 435-pound bench press.

**2003:** Did not see any varsity action, but played in both jayvee games ... Earned Iron Hokie honors during the off-season ... Turned in a 445-pound bench press and a 600-pound back squat ... Had the best vertical jump (33 1/2 inches) and 40 time (4.85) among the offensive linemen.

**2002:** Practiced at defensive end while redshirting in the fall ... Moved to the offensive line for spring practice ... Turned in the top vertical jump among the offensive linemen during spring testing at 33 1/2 inches ... Also had the top time in the forty (4.76) and the second-best showing in the NFL shuttle run (4.31) ... Improved his bench press to 400 pounds ... Was tried at right tackle during spring workouts.

**2001:** Enrolled in school for the second semester ... Bench pressed 355 during spring testing ... Also posted a 500-pound back squat and a 304-pound push jerk that ranked second among the defensive ends ... Practiced at the stud end position during the spring ... Turned in three tackles during one of Tech's spring scrimmages.

**High School:** Posted 14 quarterback sacks and 18 tackles for loss in 2000 as a defensive end for Coach Scott Early ... Saw most of his action at tight end until his senior season — his first year as a starter on defense ... Had a total of 74 tackles for the season ... Also contributed 18 pass receptions for 220 yards and two TDs on offense ... Listed as one of the top 50 seniors in the state by *South Carolina Prep Football* ... Picked to that publication's AAA all-state team ... Earned all-region honors and was named to the WPDE All-Zone team ... Caught eight passes for 136 yards and three touchdowns his junior year ... One of those TD

## FRYE, *Continued*

receptions came as time expired to send a game into overtime ... Was the first Myrtle Beach High player to sign with a Division I school in five years ... A member of the National Science Honors Society.

**Personal:** Brandon Lee Frye ... Born 1/23/83 in Myrtle Beach, SC ... Son of Brenda Epps and Stan Rome ... His father played football and basketball at Clemson and went on to play with the NFL Kansas City Chiefs ... Majoring in finance.



# 7

## Sean Glennon

**Quarterback • 6-4 • 215 • r-So.**  
Centreville, Va. • Westfield H.S.

Heads into preseason practice on top of the depth chart at quarterback ... Will be challenged for that spot ... Earned an edge with a very consistent spring ... Showed leadership ... Improved in the weight room ... Has a good understanding of the Tech offense ... Possesses the ability to make the proper reads and checks at the line of scrimmage ... Takes care of the football ... Has a good arm and can make the necessary throws ... Dressed for every game last season, while redshirting ... Was considered the top backup to Marcus Vick at quarterback, but was only scheduled to see action if Vick was sidelined by an injury ... Did see action in four games in 2004 as a true freshman ... Doesn't have a lot of game experience, but that could change rapidly.

**2005:** Got a lot of reps in practice and stayed game-ready ... Asked to be held out of action and redshirted ... Bench pressed 350 pounds on the way to Iron Hokie honors during spring strength and conditioning tests ... Was 7-for-11 passing in first spring scrimmage for 44 yards ... Completed 8-of-21 passes for 96 yards in the second scrimmage ... Hit five passes in six attempts during the spring Maroon-White game for 36 yards.

**2004:** Played in four games, completing 8-of-11 passes for 137 yards and two touchdowns ... Saw his first collegiate action in the second game of the season, against Western Michigan ... Completed all four of his passes, including one to himself, for 79 yards ... His first pass went to Justin Harper for a 34-yard touchdown

... Later connected with Duane Brown for a 33-yard touchdown pass ... Played 40 snaps on offense against FAMU, directing two touchdown drives ... Completed 4-of-7 passes for 58 yards with a long of 26 yards ... Completed 7-of-17 or 38 yards with three interceptions in the Maroon-White game ... Recorded a 330-pound bench, a 410-pound back squat, a 285-pound power clean and a 36 1/2-inch vertical jump in spring testing.

**High School:** Was named the District of Columbia Metropolitan Player of the Year for 2003 ... Led his team to the Virginia AAA Group 6 state championship as a senior ... Passed for 1,840 yards with 26 touchdowns and only four interceptions his senior season ... Also rushed for four TDs ... Earned All-America honors from both *SuperPrep* and *PrepStar* ... Ranked the No. 10 pro-style quarterback in the nation by Rivals ... Selected to *The Washington Post* All-Metro first team ... Was the first-team quarterback on the All-ACC Area Offensive Team selected by *G&W Recruiting Report* ... Rated No. 21 on the All Mid-Atlantic team picked by Tom Lemming's *Prep Football Report* ... A first-team all-state selection by both the AP and coaches ... Accumulated over 4,800 yards passing during his career for Coach Tom Verbanic ... Ranks seventh all-time in the Virginia High School League in career touchdown passes with 67 ... Threw just 11 interceptions during his career ... Had over 1,700 passing yards as a junior ... Passed for 21 touchdowns that year and rushed for four ... Ranked the No. 4 player in the state by *The Roanoke Times* and the No. 3 player in the state by *SuperPrep*.

**Personal:** Sean Benjamin Glennon ... Born 9/5/85 in Woodlands, Texas ... Son of John and Nancy Glennon ... Majoring in business.

| Passing | G | Att- | Comp | Pct. | Yds. | TD | Int |
|---------|---|------|------|------|------|----|-----|
| 2004    | 4 | 11-  | 8    | 72.7 | 137  | 2  | 0   |



# 13

## Corey Gordon

**Linebacker • 6-2 • 226 • r-Jr.**  
Gainesville, Fla. • Gainesville H.S. • Hargrave

A physical player who is in the thick of the battle for playing time at the whip linebacker position ... Is coming off a good spring ... Got better each practice ... Has the size and speed that you want for the position ... Just needs to become more consistent ... Rates as



Corey Gordon

a good tackler ... Still has some work to do in pass coverage ... Started on the kickoff team last season and is an important contributor on special teams ... Should see his share of playing time.

**2005:** Played in all 13 games ... Saw his first action at whip linebacker in the Duke game ... Contributed two tackles and broke up a pass against Ohio ... Played 23 downs on defense and eight more on special teams against Marshall ... Only saw special teams action in the final seven games of the season ... Had four tackles and a pass breakup to his credit ... Posted a personal-best 336-pound push jerk during spring testing ... Also ran a 4.48 in the 40 ... Had two tackles and recovered a fumble in first major scrimmage of spring practice ... Was in on three tackles during Maroon-White game and broke up a pass.

**2004:** Saw action in 10 games, mostly on special teams ... Defensive action came at free safety ... Recorded one solo tackle and three assists ... Played 21 snaps on defense and 61 on special teams ... Posted a 340-pound bench, a 460-pound back squat, a 285-pound power clean and a 304-pound push jerk in spring testing ... Also recorded a 33 1/2-inch vertical jump ...

**2003:** Redshirted during the fall ... Practiced at free safety ... His 340-pound bench press led the returning defensive backs ... Registered a personal-best 520-pound back squat during spring testing ... Posted four tackles during Tech's second scrimmage of the spring ... Picked off a pass in the final scrimmage ... Had a tackle and a fumble recovery during the Maroon-White game ...

**2002:** Enrolled at Tech in January 2003 ... Tied for the top bench press among the defensive backs during off-season testing with a lift of 320 pounds ... Added a 400-pound back squat ... Worked at free safety during spring practice ... Was in on five tackles during one of the Hokies' spring scrimmages.

**Prep School:** Helped Hargrave to a 9-1 season ... Played for Coach Robert Prunty ... Had 48 solo tackles, three fumble recoveries



and two interceptions ... Had four tackles, a tackle for loss and three passes broken up in a game against the Virginia Tech jayvee team.

**High School:** Played for Coach Rick Swain at Gainesville High ... Named to the all-area team by *The Gainesville Sun* as a senior ... Caught 29 passes for 443 yards and three touchdowns his final season.

**Personal:** Corey Daven Gordon ... Born 6/9/84 in Gainesville, FL ... Son of David and Gloria Gordon ... Majoring in human development.



77

## Brandon Gore

Offensive Guard • 6-5 • 358 r-Sr.  
Warrenton, Va. • Liberty H.S.

Missed the Gator Bowl game after suffering a broken ankle in the Florida State game ... Underwent surgery the following day and sat out the entire spring ... Saw action in seven games at guard last season ... Has also worked at tackle and could see some work at that position when he returns ... Will be counted on to play along the offensive front in 2006, either as a starter or a utility man ... Needs to have a good summer preparation and be ready to go when practice opens in August.

**2005:** Made his first collegiate start, opening at left guard against NC State ... Played 52 snaps ... Saw backup duty in the Duke, Ohio, Georgia Tech and WVU games ... Just saw special teams duty against Marshall ... Played 10 plays at Virginia ... Saw brief action against UNC ... Suffered a broken ankle during the FSU game ... Posted a position-record 460-pound bench press during spring strength and conditioning tests, but was unable to participate in any of the other lifts ... Sat out spring practice while recovering from his injury.

**2004:** Played in all 13 games, mostly on special teams ... Was in for 80 snaps on offense and 60 on special teams in the regular season ... Served on the PAT and field goal protection units ... Was in for 28 offensive snaps and nine special teams snaps in the win over WMU ... Was in for seven special teams plays and four offensive snaps against Duke ... Played eight snaps on special teams and 39 snaps on offense against FAMU ... Played eight snaps on offense against Maryland ... Got in for four offensive snaps against UVa ... Given the Dr. Richard

Bullock Award, awarded to the most improved player, following spring practice ... Posted a 430-pound bench press, a 605-pound back squat, a 360-pound power clean and a 370-pound push jerk in spring testing.

**2003:** Played in 12 games ... Contributed mainly on the PAT and field goal teams ... Was in on 37 offensive snaps ... Played 21 snaps on offense against James Madison, recording one knockdown block ... Was in for five special teams plays against Texas A&M and six offensive snaps against UConn ... Posted the 10th-best power clean (336 pounds) and back squat (660 pounds) on Tech's all-time football list during spring max tests ... Also registered a 420-pound bench press.

**2002:** Tied for the top bench press among incoming freshmen in August with a lift of 380 pounds ... Was redshirted while working at offensive tackle ... Gained Super Iron Hokie recognition during spring testing when he turned in a 400-pound bench press, 600-pound back squat and 316-pound clean ... Was moved to guard during spring practice.

**High School:** A prep All-American offensive lineman for Coach Joe Trabucco at Liberty High ... Helped clear the way for

an offensive attack that rushed for more than 4,100 yards in 2001 ... Also played on defense, collecting 43 tackles, including 16 behind the line of scrimmage ... Turned in eight tackles, three tackles for loss and two sacks in a game against Loudoun Valley ... Team finished with a 12-1 record and advanced to the region championship game ... Named to All-America teams selected by *SuperPrep* and *PrepStar* ... Ranked the No. 18 offensive guard in the nation by *Tom Lemming's Football Report* ... Listed the No. 28 offensive guard by Rivals and the No. 35 offensive lineman in the country by *SuperPrep* ... Rated the No. 11 player in Virginia by *SuperPrep* and No. 13 by *The Roanoke Times* ... A first-team All-Metro pick by *The Washington Post* ... Named the player of the year in his district and region as a senior ... Earned all-region honors on offense and defense ... Was a first-team all-state pick as a senior and a second-team selection his junior year ... Lettered three seasons in football and two years in track.

**Personal:** Brandon Lee Gore ... Born 11/7/83 in Warrenton, VA ... Son of Tom and Nadine Gore ... Majoring in sociology.



Brandon Gore



## Billy Gorham

Fullback • 5-10 • 235 • Jr.  
Francoa, Va. • Robert E. Lee H.S.

Has moved back and forth between tailback and fullback over the past year ... Figures to be back at fullback in August ... Has made good progress since joining the team as a walk-on ... Is benefiting from the strength and conditioning program ... A good runner who has developed into a solid blocker and receiver ... Has a chance to be a factor in Tech's goal-line offense.

**2005:** Worked with the scout and jayvee teams ... Practiced mainly as a fullback, but got to see action as a tailback in the JV games ... Rushed for 139 yards and a touchdown on 23 carries during jayvee win against Fork Union ... Also had a touchdown and 32 yards on 12 rushes in win over Hargrave ... Registered personal bests in the bench press (340) and back squat (535) during spring max testing ... Carried four times for nine yards in the spring Maroon-White game.

**2004:** Did not see any varsity action ... Recorded a 300-pound push jerk and a 495-pound back squat in spring testing.

**High School:** Played quarterback, linebacker and halfback for Coach Gerry Pannoni at Robert E. Lee ... Was a first-team all-district linebacker and an honorable mention quarterback his senior season ... Rushed for 490 yards and eight touchdowns his senior season, catching another three ... Recorded 91 tackles and six sacks in his final year ... As a junior, totaled 99 tackles, six rushing touchdowns and eight sacks while playing multiple positions ... For his career, totaled 1,232 yards rushing, 503 passing, 30

touchdowns and 321 total tackles.

**Personal:** William Howard Gorham ... Born 3/11/85 in Fairfax, VA ... Son of Rick and Debbi Gorham ... Majoring in sociology.



## Richard Graham

Offensive Tackle • 6-6 • 281 • r-Fr.  
Richmond, Va. • St. Christopher's


Moved around while redshirting last season ... Started out at tackle and then got a look at tight end when spring rolled around ... Will move back inside as soon as practice resumes in August ... Has a good frame ... Is working to add muscle and bulk through the strength and conditioning program ... His progress in preseason practice will determine his spot on the depth chart.

**2005:** Was redshirted during the fall while working at the left offensive tackle position ... Had a 445-pound back squat during spring testing ... Switched to tight end during spring practice.

**High School:** Played tight end and along the defensive line for Coach Paul Padalino at St. Christopher's ... Caught four passes for 51 yards as a senior in a run-oriented offense ... Contributed 51 tackles on the defensive side, including three quarterback sacks and seven tackles for losses ... Earned first-team VISFA Division 3 all-state honors as a tight end his senior year ... Helped team to an 8-2 record and state prep league championship ... Was school's first title since 1991 ... Was a quarterback and free safety early in his career before growing out of the positions ... Also excelled in basketball ... Ranked the No. 66

player in the state by *The Roanoke Times*.

**Personal:** Richard Warwick Graham, Jr. ... Born 3/30/87 in Richmond, VA ... Son of Elizabeth Graham and Dr. Richard W. Graham ... Majoring in business.



## Hivera Green

Defensive End • 6-3 • 293 • r-Fr.  
Conway, S.C. • Conway H.S.

Was hard to evaluate during the spring due to nagging heel and thumb injuries that limited his practice time ... Never really cut it loose on the field ... Did show promise during the fall ... Possesses good athletic ability along with some speed and quickness ... Will compete for the fourth tackle position when practice resumes, if he makes a good summer preparation ... Coaches will keep an eye on his progress.


**2005:** Took a redshirt year while working at the nose tackle position ... Was slowed by injuries during spring strength and conditioning tests ... Had four tackles and a sack during first spring scrimmage ... Missed some more time due to injuries, but was in on a tackle behind the line in the spring Maroon-White game.

**High School:** Earned postseason All-America honors from *SuperPrep* ... Ranked the No. 32 defensive lineman in the country and the No. 5 player in South Carolina by *SuperPrep* ... Rated the No. 26 offensive guard in the nation and the No. 11 player in South Carolina by rivals.com ... Earned first-team all-state honors as a senior for Coach Chuck Jordan at Conway ... Was on a defense that allowed just 10 points per game ... Earned a spot on the South Carolina Shrine Bowl team ... Had 72 tackles, a forced fumble, two recovered fumbles and a pair of pass breakups despite being hampered by the high-ankle sprains his final year ... Totaled 112 stops and six sacks his junior year ... Earned all-region honors as a junior ... A weight man on the track team ... Rated the No. 42 player in the Mid-Atlantic Coast by *Tom Lemming's Prep Football Report* ... Ranked the No. 63 player on the East Hot 100 and the No. 5 player in South Carolina by scout.com ... Named to *PrepStar's* postseason All-Atlantic Region team.

**Personal:** Hivera Green ... Born 8/1/87 in Conway, SC ... Son of Robert Lee and Demetria Green ... Lives with his grandmother, Mary Green ... Enrolled in university studies.

**hokiesports**  
*the newspaper*

For subscription information, call (540) 231-3908,  
or visit the Web site at [www.hokiesports.com](http://www.hokiesports.com)



Cody (l) and  
Chad Grimm

29

Chad Grimm

Linebacker • 5-10 • 185 • Sr.  
Fairfax, Va. • Oakton H.S.

A good tackler with football savvy ... Knows the game and has been a solid contributor on special teams ... Also an important scout and jayvee teams performer as a whip linebacker.

**2005:** Saw action on special teams against Ohio, Georgia Tech, Marshall and UNC ... Worked three plays at whip linebacker in the Georgia Tech game and was in on a tackle ... Also played for the jayvee team, posting two fumble recoveries and a sack in a win against Fork Union ... Broke up a pass in the spring Maroon-White game.

**2004:** Played in just one game, coming against Florida A&M ... Posted a 32-inch vertical jump in spring testing ... Also had a 420-pound back squat.

**2003:** Saw action in eight games, all on special teams ... Had three solo tackles on the season ... Was in for five kickoff coverages against Syracuse ... Was in for five kickoffs against Miami ... Had a solo tackle on special teams at Pittsburgh ... Was in for six kickoff coverages against Boston College.

**High School:** Lettered three seasons as an outside linebacker and deep snapper for Coach Pete Bendorf at Oakton ... Compiled over 100 tackles and 5.5 sacks his senior season ... Had 10 tackles, a sack and a blocked punt that was returned for a touchdown in the regional championship game ... Earned all-district honors ... Was also an all-district pick and a four-year letterman in lacrosse ... Helped school to regional titles in both sports.

**Personal:** Chad Russell Grimm ... Born 5/18/85 in Fairfax, VA ... Son of Russ and Karen Grimm ... Father was a member of the Washington Redskins, earning Pro Bowl honors four consecutive years ... Enrolled in sociology.

Cody Grimm

Linebacker • 5-10 • 198 • r-Fr.  
Fairfax, Va. • Oakton H.S.

A walk-on with the potential to earn a scholarship ... Caught the coaches' attention during spring scrimmages ... Has made strides while working at whip linebacker ... Runs well and makes things happen ... Comes from a good football background ... Could see playing time on special teams.

**2005:** Redshirted while working on the scout team as a whip linebacker ... Was in on five tackles during the spring game.

**High School:** Lettered three years in football as a strong safety for Coach Joe Thompson ... Earned first-team all-state and Northern Region Defensive Player of the Year honors as a senior ... Finished senior season with 127 tackles, seven interceptions and three sacks ... Caught 17 passes for 278 yards and six touchdowns as a wide receiver ... Also lettered three times in lacrosse and led team to three state championships.

**Personal:** Cody James Grimm ... Born 2/26/87 in Fairfax, VA ... Son of Russ and Karen Grimm ... Father was a member of the Washington Redskins, earning Pro Bowl honors in four consecutive seasons ... Enrolled in university studies.

2005  
All-ACC  
Second  
Team

9

Vince Hall

Linebacker • 6-0 • 244 • r-Jr.  
Chesapeake, Va. • Western Branch H.S.

Rated the No. 5 inside linebacker in the nation by *The Sporting News* prior to the 2006 season ... Also listed as a first-team All-ACC pick by *TSN* ... A physical player who knows the Tech defense ... Runs well and hits hard ... Is motivated to get better ... Will be counted on for leadership ... Had a productive sophomore season ... Started every game at mike linebacker and led the team in tackles with 112 ... Scored two defensive touchdowns ... Ranked fourth in the ACC in tackles per game at 8.6 ... A second-team All-ACC pick ... A two-time ACC Defensive Lineman of the Week selection ... Played on more defensive snaps (612) than any other Tech player during the regular season ... Also started on the extra point and field goal block team.

**2005:** Had 43 solo and 69 assisted tackles ... Included in those 112 stops were 8.5 TFL, three sacks, two interceptions, eight passes broken up and 15 QB hurries ... Opened the season with 10 tackles against NC State ... Played all 77 defensive plays in that game ... Contributed six tackles and two quarterback hurries at Duke ... Added eight tackles and another hurry versus Ohio ... Had a tackle for loss, a hurry, a pass breakup and four tackles in the Georgia Tech game ... Led the Hokies with 11 tackles at WVU ... Grabbed a fumble in mid-air and ran 15 yards for a touchdown against Marshall ... Also added 10 tackles and a QB hurry on the way to ACC Defensive Lineman of the Week honors ... Earned ACC honors again after registering a sack, a pass breakup and 14 tackles at Maryland ... Scored his second TD of the year when he picked off a BC pass and returned it 13 yards for a score ... Added seven tackles — one for loss — and two pass breakups ... Collected 10 tackles, a sack and an additional TFL at UVa ... Had 10 tackles, 1.5 tackles for loss, an interception, two passes broken up and a pair of QB hurries against UNC ... Contributed seven tackles and a pass breakup during the Florida State game ... Led the way with nine stops, including a sack, along with a pass break up and a QB hurry in the Gator Bowl win over Louisville ... Was one of the Frank O. Moseley Award winners for his

# HALL, *Continued*

hustle during off-season and spring workouts ... Picked off a pass and returned it 18 yards to set up a touchdown in the spring Maroon-White game.

**2004:** Played in all 13 games, starting the last 12 ... Recorded 21 solo stops and 43 assists ... Included in those 64 tackles were 4.5 tackles for loss and a sack ... Also had a forced fumble, three pass breakups and seven quarterback hurries ... Played 522 snaps on defense and 22 on special teams in the regular season ... Picked up five tackles in his collegiate debut, coming against USC ... Made his first collegiate start the next week against Western Michigan, leading the team with 10 tackles ... Led the way with eight tackles and a break-up against Duke ... Had four tackles, a forced fumble and his first collegiate sack in the win over No. 6 West Virginia ... Led the team with 10 tackles and had a quarterback hurry against Virginia ... Once again led the way with eight tackles at Miami, picking up a pass break up as well ... Earned Iron Hokie honors after posting a 340-pound bench press, a 530-pound back squat, a 326-pound power clean and a 321-pound push jerk ... Also recorded a 33-inch vertical jump.

**2003:** Practiced at the mike linebacker position while redshirting ... Turned in a 305-pound jerk and a 340-pound clean during spring max testing ... Posted five tackles, three tackles for loss, a sack, a pass broken up and forced a fumble during the Hokies' first scrimmage of the spring ... Was also in on five tackles during the third scrimmage ... Had a tackle behind the line and broke up a pass during the annual Maroon-White game.

**High School:** The 2002 Gatorade State Football Player of the Year ... Lettered four seasons as a linebacker and tight end for Coach Lew Johnston at Western Branch ... Named an All-American by both *SuperPrep* and *PrepStar* as a linebacker following his senior season ... Recorded over 120 tackles, 23 tackles for loss and 10 sacks his senior season ... Also had three interceptions ... Listed 63rd on *SuperPrep's* Elite 100 rankings of top prospects ... Was a 2002 AAA first-team all-state selection by The Associated Press as a linebacker ... A first-team selection to the 2002 AAA Coaches all-state team at the linebacker spot while earning second-team honors as a tight end ... Named to the VHSCA All-Eastern Region first team as both a linebacker and a tight end ... Named to the first-team All-Tidewater squad as a senior, earning the Abe Goldblatt Player of the Year Award ... Named the Eastern Region and Southeastern District Defensive Player of the Year as both a junior and senior ... Earned first-team All-Southeastern District honors as a sophomore, junior and senior ... A first-team selection to the 2001 AAA Coaches and Associated Press all-state teams at the linebacker spot as a junior ... A first-team All-Tidewater selection as a junior and a second-team selection as a sophomore ... Rated the No. 133 prospect nationally and the No. 14 player in the Mid-

Atlantic region by *Tom Lemming's Prep Football Report* ... Ranked the No. 3 player in Virginia by *The Roanoke Times* ... Rated the No. 5 inside linebacker in the nation by Tom Lemming on ESPN.com ... Rated the No. 5 linebacker in the country and the No. 2 prospect in Virginia by *SuperPrep* magazine ... Named the Norfolk Sports Club Athlete of the Year ... Also selected the Ace Parker Sportsman of the Year.

**Personal:** Vincent Larry Hall ... Born 12/3/84 in Kingsville, TX ... Son of Wilbert and Cathy Hall ... Majoring in apparel, housing and resource management.

| Tackles                   | G  | UT | AT  | Tot. | Loss  | Sacks   |
|---------------------------|----|----|-----|------|-------|---------|
| 2004                      | 13 | 21 | 43  | 64   | 4.5-  | 11 1.0- |
| 2005                      | 13 | 43 | 69  | 112  | 8.5-  | 25 3.0- |
| Career                    | 26 | 64 | 112 | 176  | 13.0- | 36 4.0- |
| 2005 Tackles Game-by-Game |    |    |     |      |       |         |
| at NCSU                   | 1  | 3  | 7   | 10   | 0-    | 0 0-    |
| at Duke                   | 1  | 1  | 5   | 6    | 0-    | 0 0-    |
| OHIO                      | 1  | 4  | 4   | 8    | 0-    | 0 0-    |
| GT                        | 1  | 0  | 4   | 4    | 1-    | 3 0-    |
| at WVU                    | 1  | 4  | 7   | 11   | 0.5-  | 1 0-    |
| MU                        | 1  | 3  | 7   | 10   | 0-    | 0 0-    |
| at MD                     | 1  | 6  | 8   | 14   | 1-    | 7 1-    |
| BC                        | 1  | 3  | 4   | 7    | 1-    | 1 0-    |
| UM                        | 1  | 3  | 3   | 6    | 1-    | 1 0-    |
| at UVa                    | 1  | 6  | 4   | 10   | 1.5-  | 3 1-    |
| UNC                       | 1  | 3  | 7   | 10   | 1.5-  | 1 0-    |
| FSU                       | 1  | 3  | 4   | 7    | 0-    | 0 0-    |
| UL                        | 1  | 4  | 5   | 9    | 1-    | 8 1-    |



**Justin Harper**  
Split End • 6-3 • 203 • Jr.  
Catawba, N.C. • Bandys H.S. • Hargrave

A player who has the potential to add another dimension to the receiving corp with his combination of size and receiving skills ... Has improved his speed and strength ... Possesses big-play ability but must keep pushing himself ... Saw action in every game last season, averaging 18.4 yards per catch, the top average on the squad ... Is expected to see a lot of action at the split end position.

**2005:** Caught 16 passes for 295 yards and a score ... Caught two passes for 36 yards at NC State ... Hauled in three passes for 31 yards against Ohio and added a 20-yard reception in Tech's win over Georgia Tech ... Caught two passes for 18 yards at WVU ... Grabbed two passes for 53 yards against BC ... Added two more catches for 31 yards in the Miami game ... Had a 9-yard catch in the UNC game ...



*Justin Harper*

Caught two passes for 62 yards, including a 33-yard touchdown, in the win over Louisville in the Gator Bowl ... Turned in the fastest shuttle run among the receivers at 3.9 during spring testing ... Also had a 37-inch vertical jump ... Led all receivers with six catches for 79 yards in the spring game ... Caught a 49-yard touchdown pass in the game from Ike Whitaker.

**2004:** Played in 11 games, catching five passes for 84 yards and a touchdown ... Saw brief action on offense against USC, but came back to play 30 snaps against Western Michigan ... Caught three passes for 57 yards, including a 34-yard touchdown, in that game ... Had a 25-yard catch at Wake Forest ... Caught two touchdown passes in Tech's 15-7 jayvee win over Fork Union ... Played 10 snaps against both Virginia and Miami ... Caught two passes for 39 yards in the Maroon-White game ... Recorded a 36-inch vertical jump and a 4.36 40-yard dash in spring testing.

**2003:** Entered Tech in January 2004 ... Participated in the off-season strength and conditioning program ... Had a 10-yard reception in Tech's first spring scrimmage ... Hauled in touchdown passes of 30 and 45 yards during the Hokies' second scrimmage ... Had a 47-yard catch in scrimmage three ... Closed out the spring with three receptions for 41 yards in the Maroon-White game.


**Prep School:** Spent the fall semester playing for Coach Robert Prunty at Hargrave ... Caught a 47-yard touchdown pass on the third play of that game from fellow Tech freshman Cory Holt in a win over the Tech jayvee squad ... Caught a 61-yard TD pass

from Holt against the Bridgewater jayvee team ... Led team to an 8-1 record.

**High School:** Was a receiver and defensive back for Coach Randy Lowman at Bandys High ... Helped the team to a state title game as a senior.

**Personal:** Justin Lamar Harper ... Born 2/24/85 ... Son of Oddie and Marva Harper ... Majoring in apparel, housing and resource management.

| Receiving                   | G  | No. | Yds. | Avg. | TD | LG |
|-----------------------------|----|-----|------|------|----|----|
| 2004                        | 11 | 5   | 84   | 16.8 | 1  | 34 |
| 2005                        | 13 | 16  | 295  | 18.4 | 2  | 43 |
| Career                      | 24 | 21  | 379  | 18.0 | 2  | 43 |
| 2005 Receiving Game-by-Game |    |     |      |      |    |    |
| at NCSU                     | 1  | 2   | 36   | 18.0 | 0  | 25 |
| at Duke                     | 1  | 0   | 0    | 0.0  | 0  | 0  |
| OHIO                        | 1  | 3   | 31   | 10.3 | 0  | 17 |
| GT                          | 1  | 1   | 20   | 20.0 | 0  | 20 |
| at WVU                      | 1  | 2   | 18   | 9.0  | 0  | 11 |
| MU                          | 1  | 0   | 0    | 0.0  | 0  | 0  |
| at MD                       | 1  | 0   | 0    | 0.0  | 0  | 0  |
| BC                          | 1  | 2   | 53   | 26.5 | 0  | 43 |
| UM                          | 1  | 2   | 31   | 15.5 | 0  | 22 |
| at UVa                      | 1  | 0   | 0    | 0.0  | 0  | 0  |
| UNC                         | 1  | 1   | 9    | 9.0  | 0  | 9  |
| FSU                         | 1  | 1   | 35   | 35.0 | 0  | 35 |
| UL                          | 1  | 2   | 62   | 31.5 | 1  | 33 |



1

## Victor Harris

**Cornerback • 6-0 • 186 • So.**  
**Highland Springs, Va.**  
**Highland Springs H.S.**

A skilled young player with a great upside ... Heads into the preseason as the top candidate for the starting field corner position ... Spent the first half of spring working at tailback before returning to defense ... Moved to the top of the depth chart with his playmaking ability and eagerness to learn ... Should become an excellent cover corner as he gets more reps ... The only true freshman to see action last season for the Hokies ... Started on Tech's punt return and kickoff teams ... Saw spot duty at cornerback ... Has a chance to make a big impact this season.


**2005:** Got the majority of his snaps on special teams ... Had five plays on special teams during opening game at NC State ... Played 11 defensive plays and 17 special teams plays at Duke ... Had 12 plays on special teams and 13 on defense against Ohio, contributing a tackle ... Turned in a big hit in the Georgia

Tech game ... Was in on 10 special teams plays at West Virginia ... Broke up a pass in the Marshall game and collected four tackles ... Chipped in three special teams tackles against Boston College ... Saw brief action in the secondary against UNC and broke up a pass in the end zone ... Was in on 13 special teams plays in that game, blocking a punt and posting a pair of tackles ... Posted a tackle in the Gator Bowl against Louisville ... Had 12 total tackles for the season ... Turned in a 36-inch vertical jump during spring max testing ... Saw some action at running back during the first part of spring practice ... Rushed for 47 yards on 10 carries during the first scrimmage ... Moved back to the field corner spot for the final half of the spring ... Was in on three tackles during the Maroon-White game, including one sack and another tackle for loss.

**High School:** A PARADE All-American as an "athlete"... Led the Richmond metro area in rushing his senior year with 225 carries for 2,346 yards for Coach Scott Burton at Highland Springs ... Averaged 10.4 yards per carry, scoring 27 touchdowns ... Caught four passes for 90 yards and four touchdowns ... Racked up 751 yards and four touchdowns on 28 returns ... Contributed 22 tackles and three interceptions as a defensive back ... Scored TDs six different ways as a senior ... The Central Region's career leading ground gainer with 5,320 yards ... Scored a total of 70 touchdowns his final two seasons ... Ranked the No. 1 player in the state by *The Roanoke Times*... Named the Offensive Player of the Year in the state's AAA grouping by the VHSCA ... Named a first-team running back and defensive back, as well as second-team as a kick returner, by the coaches ... Selected a postseason All-American by *SuperPrep* ... Named to the Virginia All-Group AAA first-team all-state team by the Associated Press as a running back ... Participated in the U.S. Army All-American game in San Antonio ... Ranked the No. 2 athlete in the nation by *PrepStar* ... Named to *PrepStar's* postseason Dream Team (top 100 in the nation), as well as an All-American and an All-Atlantic Region selection ... Ranked the No. 8 defensive back in the nation and the No. 1 player in the state of Virginia by *SuperPrep* ... Ranked the No. 28 overall player in the nation, the No. 3 "athlete" in the nation and the No. 1 player in the state by rivals.com ... Rated the No. 14 player in the nation and the No. 2 cornerback by collegefootballnews.com ... Ranked the No. 24 player in the nation, the No. 4 cornerback and the No. 1 player in the state by scout.com ... Rated the No. 22 player in the nation and the No. 3 player in the Mid-Atlantic Coast by Tom Lemming's *Prep Football Report* ... Listed first-team All-American by *Tom Lemming's Prep Football Report* ... Named second-team All-USA by *USA Today*.

**Personal:** Victor Harris ... Born 2/16/86 ... Son of Victor Harris and the late Maritza Harris ... Nicknamed "Macho" ... Enrolled in university studies.

| Tackles | G  | UT | AT | Tot. | Loss | Sacks |
|---------|----|----|----|------|------|-------|
| 2005    | 13 | 7  | 5  | 12   | 0- 0 | 0- 0  |



21

## Ryan Hash

**Cornerback • 5-9 • 173 • r-Sr.**  
**Springfield, Va. • Robert E. Lee H.S.**

A team player who has filled an important role on special teams for the Hokies the past two seasons ... Started on the kickoff unit and also worked on the punt return team ... Will be counted on to continue that role ... Has also been a contributor on the scout team ... Practices at the boundary cornerback position ... Bounced back after missing 2005 spring practice with a knee injury that required surgery ... Works hard and can always be counted on for top effort.

**2005:** Played in every game on special teams, contributing seven tackles ... Contributed two tackles in Tech's win against Georgia Tech and one versus Ohio ... Had a special teams tackle against Marshall ... Added another at Virginia, playing nine special teams plays ... Was in on a tackle against Florida State and had a solo stop against Louisville ... His 3.82 clocking in the NFL shuttle run was the best on the team.

**2004:** Played in eight games, all on special teams ... Saw action on 37 special teams snaps ... Had one solo tackle ... Had surgery in November on his right knee.

**2003:** Opened practice working at the field corner position ... Took a redshirt year after suffering an injury to his left shoulder ... Was limited during winter workouts ... Returned to action in the spring ... Posted a pair of tackles during the Maroon-White game, including one behind the line of scrimmage.

**2002:** Played the boundary corner position for the scout and jayvee teams ... Had four tackles, two passes broken up and a pass interception during a jayvee game against Hargrave Military Academy ... Got some work at field corner during the spring ... Was in on four tackles during one of the spring scrimmages ... Registered a tackle in the Maroon-White game.

**High School:** Played wide receiver and defensive back for Coach Gerry Pannoni at Robert E. Lee ... Missed his senior season with an injury ... Was an all-district cornerback his sophomore and junior seasons ... Registered 60 tackles and five interceptions as a junior ... Returned one of those interceptions 60 yards



Ryan Hash

## HASH, *Continued*

for a TD ... Also caught 10 passes for 150 yards and a touchdown ... Posted nine career picks.

**Personal:** Ryan Matthew Hash ... Born 3/27/83 in Alexandria, VA ... Son of Macol and Katie Hash ... His sister, Rachel, was an outstanding soccer player for the Hokies ... His grandfather, Herbert, played pro baseball for the Red Sox ... Majoring in apparel, housing and resource management.



47

**John Hedge**

Place-kicker • 5-10 • 181 • r-Jr.  
Pulaski, Va. • Pulaski County H.S.

An accurate kicker who is vying for the backup role to starter Brandon Pace ... Has kicked in Tech's jayvee games, but has yet to see varsity action ... Also handled the punting in JV games last fall.

**2005:** Averaged 45 yards on three punts and kicked a PAT in a jayvee win against Hargrave ... Added three extra points in victory over Fork

Union ... Connected on a PAT in spring game, but missed a 31-yard field goal try.

**2004:** Attended school but did not participate in football.

**2003:** Booted field goals of 39 and 45 yards during spring Maroon-White game ... Also connected on both PAT tries in the game.

**High School:** Three-year letterwinner as a kicker and punter at Pulaski County High School for coach Joel Hicks ... Scored 170 points in his career ... Set a record as a junior for most PAT's in a season with 59 ... Had nine PAT's in a game for a school record ... Was the MVP kicker of the 4th Down Sports camp as a junior ... Went 5-for-7 in field goals as a junior ... Played in the Division 4 AA state championship game in 2001 as a junior varsity player ... Participated in track and wrestling at Pulaski.

**Personal:** John Warren Hedge ... Born 7/22/84 in Radford, VA ... Son of John and Melody Hedge ... Enrolled in business.



26

**Kent Hicks**

Cornerback • 6-2 • 207 • r-So.  
Culpeper, Va. • Culpeper H.S.

Moved to the field cornerback position late in the spring and is still adjusting ... Needs more reps to make the transition ... Made some strides in the strength and conditioning program ... Has the size and physical tools needed, but has yet to establish consistency ... Was redshirted in 2004 ... Worked at rover that fall and free safety the following spring ... Returned to rover last season before moving to corner ... Coaches are hoping to find a position where he can best fit in and contribute.

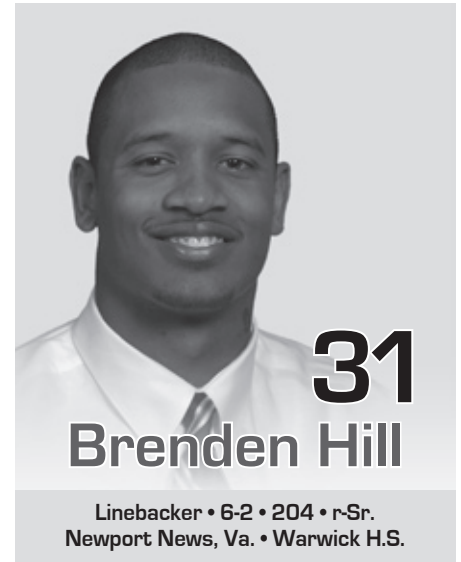
**2005:** Moved back to the rover position ... Played on the jayvee and scout teams ... Earned Iron Hokie honors during spring testing ... Posted a 38-inch vertical jump and a 490-pound back squat ... Got some work at the field cornerback spot during spring practice ... Registered a sack for an 11-yard loss during the spring Maroon-White game.

**2004:** Was redshirted while working with the scout team ... Started at the rover position ... Moved to free safety in the spring ... Posted a 480-pound back squat, a 280-pound power clean and a 36-inch vertical jump.

**High School:** A three-year letterwinner and starter at Culpeper High School for Coach Randy

Bove ... Saw time at safety, wide receiver, quarterback, tailback, punter and kick returner in his three years ... Recorded 109 tackles, two interceptions, 291 yards rushing, three rushing TDs, 26 receptions, 505 yards receiving and six receiving touchdowns as a senior ... Also had a 37.7-yard punting average in '03 ... Posted over 100 tackles in each of his three years ... Finished with 18 career interceptions — including 10 as a junior — and an average of over 20 yards per punt return ... Was an all-conference and all-region selection each of his three years ... Was named all-state as a senior by The Associated Press and the High School Football Coaches Association ... Earned defensive MVP honors for the West squad at the VHSCA All-Star game ... Was his conference's defensive player of the year ... An All-America and Mid-Atlantic all-region selection by *SuperPrep* who was rated as the fifth-best player in the state of Virginia and the 19th-best defensive back in the nation ... Was a *PrepStar* All-American ... Team went beyond the regional finals in two of his three years ... Lettered two years in basketball ...

**Personal:** Kent Noel Hicks was born 12/12/1985 in Boston, VA ... Son of William and Clara Morton ... Enrolled in university studies.



31

**Brenden Hill**

Linebacker • 6-2 • 204 • r-Sr.  
Newport News, Va. • Warwick H.S.

A fifth-year senior who was one of the most pleasant surprises in the spring ... Moved to the top of the depth chart at whip linebacker where he is expected to share time with junior Corey Gordon ... Has a good understanding of the game and his role on defense ... Makes very few mistakes ... Has good range and speed ... Is good in pass coverage and working to become more physical versus the run ... Did a good job tackling during the spring ... Began last year third on the depth chart at whip ... Moved into the No. 2 spot during the season, but saw most of his action on special teams ... Will see that change this fall.

**2005:** Didn't see his first action until the Georgia Tech game ... Was in for six plays at rover and added 11 more on special teams ... Was in on four tackles, three on kickoff

coverage ... Added a tackle at WVU, on 10 special teams plays ... Played 11 downs at rover against Marshall and 17 plays on special teams ... Collected four tackles ... Had two special teams tackles in back-to-back games against Maryland and BC ... Saw action on 14 special teams plays against both Virginia and North Carolina ... Contributed a tackle in the Gator Bowl ... Had a total of 16 tackles for the season ... Moved to whip linebacker when spring practice opened ... Posted four tackles in first scrimmage ... Was in on a tackle for loss during the spring game.

**2004:** Played in nine games, seeing action on 44 special teams plays in the regular season ... Had two solo tackles ... Was suspended for the first three games of the season ... Saw his first collegiate action against NC State, serving on the kickoff team ... Was also on the field for kickoffs for the eight remaining games ... Posted a 275-pound push jerk and a 36-inch vertical jump in spring testing.

**2003:** Dressed for the Boston College and Virginia games, but did not play ... Dressed for the bowl game ... Hauled in three passes for 26 yards during the Hokies' final spring scrimmage ... Caught a pass in the Maroon-White spring game for a 6-yard gain.

**2002:** Was redshirted during the fall while working at the split end position ... Showed improvement in three of the four major lifts during the off-season ... Had a 6-yard reception during one spring scrimmage ... Caught a pass for a 1-yard gain during the Maroon-White game.

**High School:** Led Warwick High and the Peninsula District in receiving as a junior and senior ... Was a first-team all-district pick as a senior and earned second-team district honors on both offense and defense his junior year ... Lettered two seasons as wide receiver and outside linebacker for Coach Tommy Reamon ... Caught 41 passes for 567 yards and six touchdowns in 2001 ... Grabbed five passes for 115 yards and a touchdown against Gloucester ... Contributed 46 tackles and four quarterback sacks on defense ... Finished with 39 catches as a junior, gaining 534 yards and scoring eight TDs ... Hauled in seven passes for 110 yards and two TDs against eventual state champ Heritage ... Scored a touchdown on a pass interception his junior season and posted 33 tackles ... Averaged 13.7 yards per catch during his two seasons ... Earned the team's Michael Vick Award for the most potential in 2000 ... Named a preseason All-American by *Tom Lemming's Prep Football Report* ... Was a preseason All-Atlantic Region pick by *PrepStar* ... Ranked the No. 38 player in the Mid-Atlantic Coast region by Lemming following his senior year ... Rated the No. 36 prospect in Virginia by *SuperPrep* and the No. 37 player by *The Roanoke Times* ... Played basketball and competed in track ... Was named the basketball team's top defensive player as a junior ... Set a school track mark in the 400 meters with a time of 47.8 ... Also participated in the 4x400 relay and the 300-meter hurdles as a sophomore.

**Personal:** Brenden Dee Hill ... Born 7/7/84 in Newport News, VA ... Son of Shawn Hill and Merle Askew ... Majoring in apparel, housing and resource management.

| Tackles | G  | UT | AT | Tot. | Loss | Sacks |
|---------|----|----|----|------|------|-------|
| 2004    | 9  | 2  | 0  | 2    | 0- 0 | 0- 0  |
| 2005    | 10 | 6  | 10 | 16   | 0- 0 | 0- 0  |
| Career  | 19 | 8  | 10 | 18   | 0- 0 | 0- 0  |



**Brandon Holland**

**Offensive Guard • 6-4 • 320 • Fr.**  
Roanoke, Va. • Northside H.S. • Hargrave


A newcomer who will make the transition to offense after enjoying most of his success on defense in high school ... Joined the team in January ... Worked at offensive guard during the spring and showed some natural ability that just needs to be harnessed ... Should benefit from exposure to Tech's strength and conditioning program ... Has a chance to be a factor for the Hokies in the future.

**2005:** Enrolled at Tech for the winter semester ... Went through winter strength and conditioning program ... Posted a 505-pound back squat during spring max testing ... Worked at the right offensive guard position during spring practice.

**Prep School:** Spent the fall semester playing defensive end for Coach Robert Prunty at Hargrave.

**High School:** Rated as the No. 23 prep school player in the nation by rivals.com following a season at Hargrave ... Originally signed with Tech as part of the 2004 class ... Played defensive end and tight end for Coach Jim Hickam at Northside ... Named first-team AA all-state by the Associated Press and the VHSCA ... Posted 46 tackles and three sacks during his senior season ... Named the district's defensive player of the year ... Had 75 tackles as a junior and scored a touchdown in a game against Liberty ... Ranked the No. 29 player in the state by *The Roanoke Times* in 2004 ... Ranked No. 20 in Virginia by rivals100.com ... Ranked No. 26 in Virginia by *SuperPrep* ... Named an All-Atlantic Region selection as a tight end by *PrepStar* ... Took third place in the shot put at the Group AA state track & field meet as a junior ... Was named All-Timesland in both football and track by *The Roanoke Times*.

**Personal:** Brandon Tyrell Holland ... Born 4/1/86 in Roanoke, VA ... Son of Deanna and James Claytor ... Enrolled in university studies.



**Cory Holt**

**Quarterback • 6-4 • 221 • r-So.**  
Lexington, N.C. • Lexington H.S. • Hargrave

Will continue his close race with Sean Glennon for the quarterback duties when practice opens in August ... Made good progress during the spring ... Impressed the coaches with his competitiveness, drive and leadership ... An exceptional athlete with good size and a strong arm ... Is also a threat as a runner ... Has a good knowledge of the Tech offense, just needs to be a little more consistent ... Saw action in six games last fall as one of the backups to Marcus Vick ... Picked up some valuable reps ... Still lacks overall game experience, something he hopes to change with a good preseason showing.

**2005:** Finished out the action in six games ... Completed 4-of-12 passes for 80 yards and one touchdown ... Did not throw an interception ... Took 14 snaps at Duke ... Was 1-for-3 passing for 10 yards ... Engineered a 96-yard scoring drive against Ohio ... Capped the drive with a 38-yard touchdown pass, the first of his Tech career ... Finished the game 2-for-3 for 57 yards ... Also had a 7-yard run ... Played 17 snaps in the Georgia Tech game, but did not connect on any of his four passing attempts ... Hit on a 13-yard pass in two attempts against Marshall ... Was in for 12 snaps at Virginia and saw brief action against UNC ... Recorded a 505-pound back squat during spring testing ... Completed 6-of-12 passes in first scrimmage for 46 yards and one interception ... Was 5-for-10 passing in second scrimmage for 36 yards ... Hit 4-of-12 passes in the spring Maroon-White game for 83 yards ... Tossed a 50-yard touchdown pass to Josh Morgan and had one pass intercepted ... Also finished as the leading rusher in the game with nine carries for 31 yards ... Shared the the President's Award for offensive player who showed outstanding leadership during the off-season and spring with fellow quarterback Sean Glennon.

**2004:** Dressed for all of the games, but did not play, preserving his redshirt ... Recorded

## HOLT, *Continued*

a 450-pound back squat and a 35-inch vertical jump in spring testing.

**2003:** Enrolled at Tech for the second semester and went through 2004 spring practice ... Was 3-for-4 passing for 28 yards during Tech's first spring scrimmage ... Hit 3-of-5 passes for 62 yards and a touchdown in his second scrimmage, but also threw an interception ... Also threw for a touchdown and had an interception in the Hokies' final scrimmage ... Completed 2-of-4 passes in the Maroon-White game for 9 yards.

**Prep School:** Spent the fall semester playing for Coach Robert Prunty at Hargrave ... Connected on 4-of-10 passes for 66 yards in a win over the Virginia Tech jayvee squad ... Hit fellow Tech freshman Justin Harper for a 47-yard touchdown on the third play of that game ... Had a rushing touchdown against Lackawanna J.C. ... Hit Harper on a 61-yard touchdown pass against Bridgewater's jayvee team ... Led team to an 8-1 record.

**High School:** Accounted for more than 6,000 yards of total offense during his career

at Lexington High ... Lettered four years as a quarterback for Coach Billy Hunt ... Passed for 1,738 yards and 21 touchdowns as a senior ... Added 953 yards on the ground and scored 17 rushing touchdowns ... Had two games during his senior season where he rushed and threw for at least 150 yards in the same game ... Was named the Offensive Player of the Year in Central Carolina 2A ... Also named to the All-Northwest football team by *The Winston-Salem Journal* ... Named an all-region selection by *PrepStar* for the Atlantic region ... Threw for over 2,000 yards as a junior ... Set a state record as a junior by throwing eight touchdown passes in one game ... Was named all-conference, all-county and all-area as a junior ... For his career, threw for 4,872 yards and 58 TDs while rushing for 1,619 yards and 27 scores ... Set school season and career marks for passing yards, passing touchdowns and completions ... Ranked the No. 49 player in the Atlantic East region by Rivals100.com ... Ranked the No. 26 player in North Carolina by *SuperPrep* ... Lettered three seasons as a center in basketball ... Played on a 17-and-under AAU basketball team that won a national title.

**Personal:** Cory Lamont Holt ... Born 6/17/85 in Lexington, NC ... Son of Danny and Laura Fuller ... Enrolled in university studies.

| Passing | G | Att-Comp | Pct. | Yds. | TD | Int |
|---------|---|----------|------|------|----|-----|
| 2005    | 6 | 12-4     | 33.3 | 80   | 1  | 0   |



## Jonas Houseright

Linebacker • 5-11 • 192 • r-So.  
Gate City, Va. • Gate City H.S.


A walk-on who has shown steady improvement ... A tough, hard-nosed player with a good upside ... Combines intelligence with good athletic ability ... Moved from whip linebacker to the backer position ... Really came on the last two weeks of spring practice and played well in the Maroon-White game ... Is still adjusting to his new position, but will likely be a candidate for special teams duty ... Could help the Hokies in that capacity this year ... His father and two brothers all played football for the Hokies.

**2005:** Played on the jayvee and scout teams ... Contributed four tackles during a JV victory against Fork Union ... Improved on three of his four major lifts in the weight room during the winter ... Moved to the backer position for spring practice ... Had a pair of tackles and a pass interception during first spring scrimmage ... Was in on five tackles during the spring Maroon-White game.

**2004:** Joined the team as a walk-on ... Redshirted while working to add strength and bulk through the strength and conditioning program ... Practiced at the whip linebacker position during the spring.

**High School:** Played linebacker and tight end for coach Nick Colobro at Gate City High School ... Was named all-state, all-region and all-district as a tight end as a senior ... Also named all-district as a linebacker ... Helped lead team to 2003 Tennessee state championship in Class A Division II ... Participated in track and field in the 400 meter dash, and the 4x100 and 4x400 relays.

**Personal:** Jonas Ian Houseright ... Born 5/17/85 in Kingsport, TN ... Son of Bill and Jenny Houseright ... Father Bill played football for Tech, as well as brothers Jake and Billy, uncle Tom Beasley and cousin Chad Beasley ... Enrolled in mining and minerals engineering.



Cory Holt





**19**  
**Josh Hyman**

Split End • 5-11 • 191 • r-Jr.  
Chesapeake, Va.  
Deep Creek H.S. • Fork Union

Another talented receiver who is capable of making big plays ... A hard-nosed, competitive player ... Possesses a great work ethic ... Does a good job running routes and catching the football ... Averaged 15.2 yards per catch in 2005 ... Played extremely well in the spring until being sidelined by a shoulder injury ... Underwent surgery and is expected to be ready when practice resumes in August ... Is expected to compete for the split end duties when he returns ... Gives the Hokies another valuable option in their passing game.

**2005:** Saw action in every game, including a start against NC State ... Posted four knockdown blocks and caught a 10-yard pass during the Duke game ... Grabbed two passes for 52 yards in win over Georgia Tech ... Equalled his career-best with five receptions in the Boston College game for a total of 58 yards ... Had two catches for 19 yards against UNC ... Hauled in two passes for 44 yards in the Gator Bowl win over Louisville ... Had a total of 13 catches for 197 yards, an average of 15.2 yards per catch ... Was bothered by a shoulder injury during the off-season program and missed contact work in the spring after undergoing surgery.

**2004:** Played in all 13 games, starting 12 ... Had 27 receptions for 491 yards and a team-high five touchdowns ... Earned the start and played 42 snaps against USC ... Caught a 12-yard touchdown pass in the second quarter ... Moved over to start at split end against WMU and caught four passes for 89 yards ... Led the way with four catches for 89 yards in the win over Duke ... Caught a 34-yard score from Richard Johnson on a receiver pass ... Had just one catch against FAMU, but it went for a 20-yard touchdown ... Caught four passes for a career-high 93 yards and two touchdowns against Virginia ... Had scoring receptions of 45 and 32 yards ... Performance earned him ACC Rookie of the Week honors ... Did not start against Miami due to an injury, but played 14 offensive snaps ... Caught five passes for 71 yards in the Sugar Bowl against Auburn ... Caught three passes for 22 yards in the Maroon-



White game ... Recorded a 295-pound bench, a 450-pound back squat, a 35-inch vertical jump and a 4.41 40-yard dash in spring testing.

**2003:** Worked with the scout team while taking a redshirt year ... Did well during spring strength and conditioning tests earning Iron Hokie honors ... Posted a 320-pound bench press and 450-pound back squat ... Ran a 4.37 in the 40 and added 37 1/2 vertical jump ... Caught four passes for 40 yards during the 2004 Maroon-White game.

**Prep School:** Spent the fall semester at Fork Union Military Academy ... Played wide receiver and defensive back for Coach John Shuman at FUMA ... Had a 97-yard interception return for a touchdown in a game against Gettysburg (Pa.) ... Had a 9-yard reception in a game against the Virginia Tech jayvee squad ... Named an all-region selection for the Atlantic region by *PrepStar* as a wide receiver.

**High School:** Played wide receiver and free safety for Coach David Cox at Deep Creek High ... Caught 44 passes for over 700 yards and 15 touchdowns as a senior ... Added over 50 tackles and four interceptions on defense ... Had over 300 yards on kickoff returns ... Named to the All-Eastern Region first team in 2001 as a wide receiver and defensive back ... A second-team All-Eastern Region selection as a kick returner ... Was a AAA first-team all-state selection by The Associated Press as a wide receiver ... A first-team selection to the AAA Coaches all-state team at the wide receiver position ... Returned two kickoffs for touchdowns his junior year ... Earned All-America honors as a sprinter in track as a junior.

**Personal:** Joshua Leonard Hyman ... Born 4/18/83 in Chesapeake, VA ... Son of Delphia Hughes ... Enrolled in apparel, housing and resource management.

| Receiving | G  | No. | Yds. | Avg. | TD | LG |
|-----------|----|-----|------|------|----|----|
| 2004      | 13 | 27  | 491  | 18.2 | 5  | 45 |
| 2005      | 13 | 13  | 197  | 15.2 | 0  | 35 |
| Career    | 26 | 40  | 688  | 17.2 | 5  | 45 |

| 2005 Receiving Game-by-Game |   |   |    |      |   |    |
|-----------------------------|---|---|----|------|---|----|
| at NCSU                     | 1 | 0 | 0  | 0.0  | 0 | 0  |
| at Duke                     | 1 | 1 | 10 | 10.0 | 0 | 10 |
| OHIO                        | 1 | 1 | 17 | 17.0 | 0 | 17 |
| GT                          | 1 | 2 | 52 | 26.0 | 0 | 35 |
| at WVU                      | 1 | 0 | 0  | 0.0  | 0 | 0  |
| MU                          | 1 | 0 | 0  | 0.0  | 0 | 0  |
| at MD                       | 1 | 0 | 0  | 0.0  | 0 | 0  |
| BC                          | 1 | 5 | 58 | 11.6 | 0 | 20 |
| UM                          | 1 | 0 | 0  | 0.0  | 0 | 0  |
| at UVa                      | 1 | 0 | 0  | 0.0  | 0 | 0  |
| UNC                         | 1 | 2 | 16 | 8.0  | 0 | 13 |
| FSU                         | 1 | 0 | 0  | 0.0  | 0 | 0  |
| UL                          | 1 | 2 | 44 | 22.0 | 0 | 24 |



**42**  
**Kenny Jefferson**

Fullback • 5-10 • 222 • r-Fr.  
Port Tobacco, Md. • DeMatha Catholic H.S.

A promising young player who is still adjusting to the college game and the Tech system ... Has yet to really turn himself loose in practice and scrimmages ... Was an outstanding blocker in high school and the coaches are looking for him to carry that over ... Is working to improve as a receiver ... A good summer preparation will be important ... His role this fall will be determined by his progress when practice resumes.

**2005:** Was redshirted while working as a fullback ... Turned in a 500-pound back squat during spring strength and conditioning testing ... Had one carry in the spring game for a loss of a yard.

**High School:** Averaged nearly 11 yards per carry as a fullback for Coach Bill McGregor at DeMatha ... Also excelled on defense, posting 111 tackles and nine sacks as a linebacker ... Won the Charles Mann Good Samaritan Defensive Player of the Year Award ... Named first-team All-Met by *The Washington Post* as a linebacker ... Led team to a 10-1 record and a second straight WCAC title ... Team finished ranked among the top 25 in the nation by *USA Today* ... Rated the No. 9 fullback in the nation

## JEFFERSON, *Continued*

and the No. 12 player in Maryland by rivals.com ... Ranked the No. 11 player in the state of Maryland by scout.com ... Rated the No. 6 fullback in the nation by collegefootballnews.com ... Ranked the No. 16 player in the Mid-Atlantic region by *SuperPrep* ... Rated the No. 41 player in the Mid-Atlantic Coast by *Tom Lemming's Prep Football Report* ... Wrestled for three seasons.

**Personal:** Kenneth Neill Jefferson ... Born 7/9/87 in St. Petersburg, FL ... Son of Ken and Tania Jefferson ... Enrolled in university studies.



A hard worker who has been an important contributor as a member of the scout team the past two seasons ... Is expected to compete for snapping duties this fall after helping provide depth at defensive tackle in the past ... Has made big strides in the Hokies' strength and conditioning program ... Joined the team as a walk-on.

**2005:** Worked as a defensive tackle on the scout team ... Registered a sack in a jayvee win against Fork Union ... Earned Iron Hokie status following the winter off-season program ... Turned in a 390-pound bench press and 575-pound back squat ... Tied for the best push jerk among the defensive tackles with a lift of 341 pounds ... Was in on a tackle in the spring Maroon-White game.

**2004:** Saw action on the jayvee team ... Posted a 360-pound bench press and a 304-pound power clean in spring max testing.

**High School:** Played linebacker, fullback and punter for Coach Norm Lineburg at Radford ... Was a second team all-state linebacker his senior season ... Set a Radford record with a 81-yard interception return for a touchdown ... Recorded 103 tackles and two sacks in his senior year ... Named all-state in track and field his junior and senior season ... Set records for shot put and discus at Radford ... Was an all-district and all-region first baseman for head coach Darden Freeman ... Was class president each of his high school years.

**Personal:** Robert Scott King ... Born 8/26/85 in Radford, VA ... Son of William King and Judy Cox ... His brother, Billy, played football for the Hokies in the '70s ... Majoring in human nutrition, foods and exercise.



Will be expected to help anchor Tech's special teams this fall ... Brings experience to the long snapping duties ... Did an excellent job last year as the Hokies' long snapper ... Was accurate and consistent ... Could add the short snapping duties in 2006 ... Handled most of Tech's PAT and field goal snaps in 2003, but did not play in 2004 ... Has improved himself through hard work in the strength and conditioning program ... Joined the team as a walk-on in 2002 ... His dad played for the Hokies in the early 1980s.

**2005:** Handled the long snapping for all 52 punts by Nic Schmitt, none of which were blocked ... Was limited during the off-season by a sprained wrist ... Worked at both the short and long snapping duties during spring practice.

**2004:** Dressed for all 13 games, but did not see any varsity action ... Earned Super Iron Hokie honors after posting a 370-pound bench, a 550-pound squat, a 316-pound power clean and a 309-pound push jerk in spring testing.

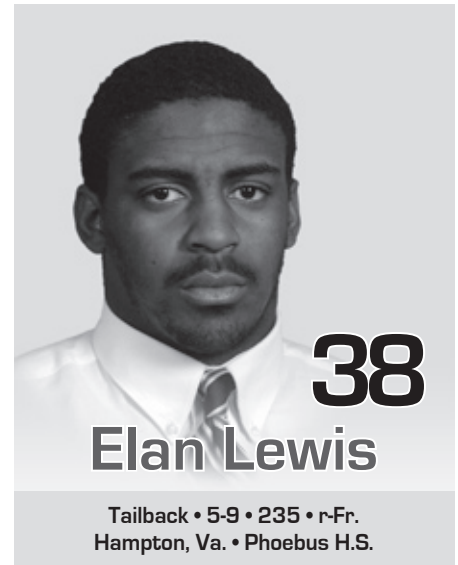
**2003:** Played in nine games ... Handled 47 total snaps on PATs and field goals with zero bad snaps ... Earned Super Iron Hokie honors in the strength and conditioning program during the off-season ... Posted a 360-pound bench press and 530-pound back squat during spring testing.

**2002:** Practiced at the backer position during the fall and served as a reserve deep snapper ... Did not see action and was redshirted ... Had a 340-pound bench press and a 475 back squat during spring testing ... Was in on three tackles during one spring scrimmage.

**2001:** Entered school for the second semester ... Had a 420-pound back squat during spring athletic performance testing ... Practiced at linebacker and as a deep snapper during spring practice ... Contributed a tackle during the annual Maroon-White game.

**High School:** Played linebacker and handled the deep snapping duties for Coach Scott Allen at Abingdon High ... Was a four-year letterman and two-year team captain ... Also lettered in basketball and baseball ... Was a high jumper in track.

**Personal:** Nicholas Brooke Leeson ... Born 10/29/82 in Clarksburg, WV ... Son of Billy and Cathy Leeson ... His dad was an offensive lineman at Tech (1982-84) ... Majoring in human nutrition, foods and exercise.



A tough inside runner who should be ready to compete for playing time when practice resumes barring any setbacks ... Suffered a knee injury during spring practice ... Surgery in May found a slightly torn meniscus and a frayed — but not torn — ACL ... The meniscus and ACL were trimmed ... Was making good progress in practices prior to being sidelined ... A special talent coming out of high school ... Arrived at Tech with a sore knee and a little extra weight and was redshirted ... Earned Iron Hokie honors in the winter strength and conditioning program ... Is comfortable with the football in his arms ... Also rates as an outstanding receiver out of the backfield ... Will compete for carries if healthy ... Has the ability to give the Tech running game a boost.

**2005:** Redshirted during the fall ... Improved in three of the four major lifts during winter strength and conditioning ... Posted 515-pound back squat during spring testing ... Had seven carries for 27 yards in first spring scrimmage ... Suffered a knee injury that sidelined him for the rest of the spring.

**High School:** Rushed for 2,323 yards and 35 touchdowns his senior season for Coach Bill Dee at Phoebus ... Rushed for 2,472 yards and a state-record 40 touchdowns as a junior, leading Phoebus to a Group AAA, Division 5 state title ... Finished with 7,156 career rushing yards, good for fourth-best in Virginia AAA history ... Broke former UVa running back Antwoine Womack's all-time Peninsula District rushing record ... A two-time Peninsula District Player of the Year ... Rushed for 100 or more yards in 37 consecutive games ...

Rushed for 2,000 yards in the regular season twice, a feat no other Peninsula District back has accomplished ... Named to the Virginia All-Group AAA first-team all-state team by the Associated Press and the VHSCA as a running back ... Selected to the *Newport News Daily Press* All-Star Team ... The *Daily Press'* Offensive Player of the Year ... Ranked the No. 2 player in the state by *The Roanoke Times* ... Participated in the U.S. Army All-American game in San Antonio ... Ranked the No. 12 running back in the nation and the No. 4 player in the state by rivals.com ... Rated the No. 41 player in the nation and the No. 5 player in the Mid-Atlantic Coast by *Tom Lemming's Prep Football Report* ... Ranked the No. 18 running back in the nation and the No. 2 player in the state of Virginia by *SuperPrep* ... Rated the No. 15 running back in the nation by collegefootballnews.com ... Ranked the No. 22 player on the East Hot 100 by scout.com ... Ranked the No. 18 running back in the nation and the No. 2 player in the state by scout.com ... Named an All-American by *Tom Lemming's Prep Football Report* and picked an All-American and an All-Atlantic Region selection by *PrepStar* ... Also named a postseason All-American by *SuperPrep*.

**Personal:** Elan Monte Lewis ... Born 5/7/86 in Hampton, VA ... Son Cheryl Scott and Richard Lewis ... Enrolled in university studies.



**20**  
**Kenny Lewis, Jr.**  
Tailback • 5-9 • 191 • Fr.  
Danville, Va. • George Washington H.S.

Originally signed with Virginia Tech in February 2003, but spent time in the Cincinnati Reds minor league system after being drafted in the fourth round that year ... Decided to give up baseball last fall and entered Tech in January ... Went through the off-season strength and conditioning program, but suffered a high ankle sprain after just four days of spring practice ... Had enough time to impress the coaches with his speed, maturity and work ethic ... Can catch the football and has the ability to make people miss ... Possesses a strong desire to be successful and the skills to do it ... An all-around athlete who can help the Hokies at tailback and as a kick returner ... His dad was a track and football

star for the Hokies in the late 1970s and is a member of Tech Sports Hall of Fame.

**2005:** Entered school for second semester ... Turned in the top 40 time among the running backs at 4.37 ... Rushed for 68 yards on 14 carries during the Hokies' first scrimmage of the spring ... Was slowed by a sprained ankle and did not play in the spring game.

**High School:** Scored 40 career touchdowns at George Washington High School for Coach Everett Woods ... Totaled 2,114 total rushing yards in high school, with 1,040 his senior season ... Set a school record for touchdowns on returns, with four on kick returns and two on punt returns ... First-team all-state, first-team all-district and first-team all-region as a running back and return specialist ... Also named All-Metro ... Offensive Player of the Year and Most Outstanding Player of the Year in the district ... Returned a punt for 100 yards as a junior ... Also played baseball and ran track in high school ... Ran the 55 meters in 6.15.

**Personal:** Kenneth E. Lewis ... Born 10/13/84 in Manhasset, NY ... Son of Kenny and Theresa Lewis ... Father played football and ran track at Virginia Tech, and played football for the New York Jets ... Kenny Sr. is a member of the Virginia Tech Hall of Fame ... Enrolled in human nutrition, foods and exercise.



**62**  
**Zac Lowe**  
Offensive Guard • 6-1 • 273 • Sr.  
Bridgewater, Va. • Turner Ashby H.S.

An intelligent player who can fill in anywhere along the offensive front ... Worked at guard and center last year ... Has worked hard in the strength and conditioning program ... An important contributor on the scout team since joining the Hokies as a walk-on.

**2005:** Worked at right guard ... Played on the scout and jayvee teams ... Turned in a personal-best 395-pound bench press during spring strength and conditioning tests ... Moved to center for spring practice.

**2004:** Saw action in two games ... Played four snaps against Florida A&M and three against Maryland ... Played in the jayvee game against Fork Union ... Recorded a 316-pound push jerk in spring testing.

**High School:** Played offensive line for Coach Joe Taylor at Turner Ashby ... Was named team most valuable player his senior season ... Also played forward on the men's basketball team at Turner and participated in track and field.

**Personal:** Zachary Earl Lowe ... Born 12/25/84 in Bangor, ME ... Son of Max and Barbara Lowe ... Majoring in mechanical engineering.



**67**  
**Nick Marshman**  
Offensive Guard • 6-5 • 354 • r-So.  
Harrisonburg, Va. • Turner Ashby H.S.

Came out of spring practice with the opportunity to be a starter ... Is becoming a more physical player ... Needs to carry the momentum he built over the final two weeks of the spring through his summer workouts ... Has a big body and great feet for his size ... A Super Iron Hokie in the weight room ... Saw limited action as a backup at right guard, but gained some much needed experience ... Worked at left guard during spring practice ... Also a starter on special teams ... Could be a key factor for the Hokies if he plays with consistency.

**2005:** Started on extra point and field goal teams ... Saw action in seven games at guard ... Got 11 snaps on offense at Duke and 13 against Ohio ... Worked at guard on 15 plays during the Georgia Tech win ... Saw brief duty against Marshall ... Picked up 10 offensive snaps at Virginia ... Also saw limited time on offense versus UNC ... Earned Super Iron Hokie honors during spring max testing ... Bench pressed 400 pounds and had a 665-pound back squat ... Second among the linemen with a 360-pound push jerk ... Moved from right guard to left guard during the spring.

**2004:** Redshirted while using the time to get bigger and stronger in the weight room ... Recorded a 690-pound back squat in the spring, the seventh-best mark in program history ... Also posted a 341-pound power clean, a 341-pound push jerk and a 29-inch vertical jump.

**2003:** Entered school in January ... Went through the winter off-season program ...

## MARSHMAN, *Continued*

Worked at offensive tackle during spring practice.

**High School:** Named an all-region selection for the Atlantic region by *PrepStar* as an offensive lineman ... Was a 2002 AA first-team all-state selection by The Associated Press as a defensive lineman ... A second-team selection to the 2002 AA Coaches all-state team at the defensive tackle position ... Also played tight end and offensive tackle for Coach Joe Taylor at Turner Ashby ... Caught eight passes as a senior, including two for touchdowns ... Finished with 85 tackles on defense with 15 tackles for loss, 11 quarterback hurries, 6.5 sacks, five tipped passes and three fumbles caused ... Posted three sacks in a game against Potomac ... Rated the No. 23 tight end in the nation by Tom Lemming on ESPN.com ... Ranked the No. 23 player in Virginia by *The Roanoke Times* ... Ranked No. 33 on Tom Lemming's All-Mid Atlantic team ... Picked as the No. 14 player in Virginia during the preseason by *SuperPrep* magazine ... Caught 10 passes his junior year and posted 94 tackles and five sacks ... Scored more than 1,000 career points as a center on the basketball team ... Owns the school career and single-game rebounding marks.

**Personal:** Nicholas Chase Marshman ... Born 2/13/85 in Roanoke, VA ... Son of Frank and Janet Marshman ... Enrolled in apparel, housing and resource management.



## 41 Cam Martin

Safety • 6-1 • 209 • r-Fr.  
Martinsville, Va. • George Washington H.S.

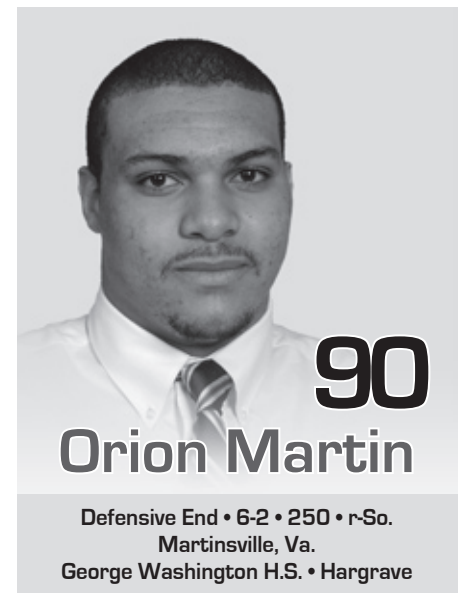
A talented young player who is expected to compete for playing time at free safety when practice resumes ... Made a good impression while redshirting in the fall, but missed some valuable time during the spring following a hernia operation ... A smart player with ability and savvy ... Is working to get stronger ... His summer preparation will be important ... Does things right, both on and off the field ... Has a bright future with the Hokies.

**2005:** Spent the fall working at free safety while redshirting ... Played on the scout team ... Turned in a 33 1/2-inch vertical jump during scout team maxing during the fall ... Improved

in all four major lifts during the winter program ... Sat out spring practice after undergoing surgery for a hernia.

**High School:** Named to the Virginia All-Group AAA first-team all-state team by The Associated Press as a defensive back ... Named to the AAA all-state second team as a defensive back by the VHSCA ... Had over 70 tackles and earned all-area honors for the second year in a row ... Also played quarterback for Coach Dan Newell, completing 39 of 90 passes for 759 yards and nine touchdowns as a senior ... Rushed for 683 yards and 10 TDs on 86 carries, a 7.9-yard average per carry ... Was picked team MVP after a 9-2 season and Valley District title ... Ranked the No. 13 player in the state by *The Roanoke Times* ... Ranked the No. 20 safety in the nation and the No. 11 player in the state by rivals.com ... Rated the No. 39 player in the Mid-Atlantic Coast by *Tom Lemming's Prep Football Report* ... Rated the No. 13 safety in the nation by collegefootballnews.com ... Ranked the No. 13 player in the state of Virginia by *SuperPrep* ... Ranked the No. 25 safety in the nation and the No. 13 player in the state by scout.com ... Ranked the No. 84 player on the East Hot 100 by scout.com ... Named to *PrepStar's* postseason All-Atlantic Region team as a defensive back.

**Personal:** Cameron Olin Martin ... Born 4/19/87 in Danville, VA ... Son of David and Denese Martin ... Brother, Orion, is a redshirt sophomore on the Tech football squad ... Majoring in management.



## 90 Orion Martin

Defensive End • 6-2 • 250 • r-So.  
Martinsville, Va.  
George Washington H.S. • Hargrave

Picked up some valuable experience last season as a member of the four-man rotation at defensive end ... Was also one of the top performers on special teams, where he started on two units and was a top backup on three more ... Figures to be right in the thick of the battle for playing time this fall ... Got his weight and strength up during the winter program ... Played extremely well during the spring ... Plays hard and makes plays ... Transferred to Tech and joined the team as a walk-on ... Earned a scholarship in spring 2005



Nick Marshman



Orion Martin

... Can be an important contributor in the fall.

**2005:** Played in all 13 games ... His 152 plays on special teams ranked second-highest on the team during the regular season ... Had a total of 23 tackles, seven quarterback hurries and three passes broken up ... Broke up a pass in the opening game at NC State ... Shared a sack at Duke and contributed four tackles ... Added three tackles and a pass breakup against Ohio ... Was in on a tackle for loss against Georgia Tech ... Had two special teams tackles at West Virginia ... Contributed three tackles and a QB hurry in the Marshall game ... Played 26 downs on defense and 14 on special teams ... Had a tackle and a hurry in 13 defensive plays at Maryland ... Also had a hurry against Miami ... Saw action on 14 special teams plays in the BC game ... Played 15 snaps at end and 12 on special teams at UVa, contributing three tackles and a QB hurry ... Had 13 special teams plays against UNC with a tackle ... Picked up two solo tackles against Louisville in the Gator Bowl ... Turned in the best 40 by a defensive end during spring testing with a clocking of 4.52 ... Posted four tackles, two sacks and an additional tackle for loss during Tech's first spring scrimmage ... Blocked a field goal in the second scrimmage ... Also had three tackles, a TFL and a shared sack in that outing ... Was in on five tackles during the spring Maroon-White game, including two behind the line.

**2004:** Joined the team as a walk-on for spring practice ... Had a game-high seven tackles, including 3.5 for a loss and two sacks in the Maroon-White game ... Given the Paul Torgersen Award, awarded to the top newcomer, following spring practice ... Posted a 350-pound bench, a 550-pound back squat and a 34-inch vertical jump in spring testing.

**Norfolk State:** Attended NSU for 2004 spring semester.

**Prep School:** Played defensive end for Coach Robert Prunty at Hargrave for one semester.

**High School:** Played tight end and defensive end for Coach Everett Woods at

George Washington ... As a senior, had three sacks, eight receptions for 190 yards and one interception ... Was named first team all-Western Valley as a senior ... Also lettered in basketball as a forward.

**Personal:** David Orion Martin ... Born 9/2/85 in Danville, VA ... Son of David and Denese Martin ... Brother, Cam, is a redshirt freshman on the Tech football squad ... Uncle, Bobby Martin, played for Tech from 1986-1989 ... Majoring in sociology.


| Tackles | G  | UT | AT | Tot. | Loss | Sacks    |
|---------|----|----|----|------|------|----------|
| 2005    | 13 | 11 | 12 | 23   | 1.5- | 6 0.5- 2 |

69

## Danny McGrath

**Center • 6-2 • 300 • r-Sr.  
Herndon, Va. • Herndon H.S.**

Gave the Hokies a real lift last season when he moved into the starting center spot early in the season, allowing veteran Will Montgomery to move to guard ... Held his own, posting 24 knockdown blocks and allowing just one sack ... Is expected to hold down the starting duties again this fall despite missing spring practice ... Underwent shoulder surgery following the season and is expected back at full strength by the start of the summer ... Has excelled in strength and conditioning ... Brings a good work ethic and toughness to the position ... Named to the 2005 All-ACC Academic Football



Danny McGrath

team ... Will be looked to for senior leadership.

**2005:** First action of the season came at Duke, where he graded 94 percent and had a knockdown block during 18 snaps ... Worked 32 plays in the Ohio game, posting three knockdowns and grading out at 84 percent ... Made his first collegiate start in the Georgia Tech game ... Played 51 snaps and picked up three more knockdown blocks ... Started at center against Marshall and played 39 downs ... Had three knockdowns ... Remained in the starting lineup the next four games ... Graded 90 percent at Maryland and had five knockdowns in the BC game ... Picked up three knockdowns against UNC ... Made his seventh start in the FSU game ... Underwent shoulder surgery following the season and missed winter workouts and spring practice.

**2004:** Played in four games, seeing action on 72 offensive snaps and picking up four knockdowns ... Saw his first action of the year against Western Michigan ... Played 18 snaps, grading out at 91 percent with a knockdown block ... Played 39 snaps on offense against Florida A&M, grading out at 85 percent with two knockdowns ... Given the Don Williams TEAM UNITED Award, awarded for outstanding leadership, following spring practice ... Posted a 455-pound bench, a 316-pound power clean and a 351-pound push jerk in spring testing.

**2003:** Took a redshirt year while working hard in the strength and conditioning program ... Worked at center during the spring.

**2002:** Played in two games ... Was in for 25 offensive snaps on the season ... Saw action on 22 offensive snaps in the opener against Arkansas State ... Had a knockdown block in that game.

**2001:** Entered school in January ... Registered a 420-pound bench press during spring testing ... Also turned in a 500-pound back squat ... Worked at the center position during spring practice.

**High School:** A three-year letterman as an offensive guard and defensive lineman for Coach Tom Meier at Herndon High ... Led the team in snaps played his senior year ... Set a school record for pancake blocks ... Made first-team all-district and all-region ... Named to the All-Northern Virginia first-team selected by *The Fairfax Journal* ... An honorable-mention pick on *The Washington Post* All-Metro team and the state All-Group AAA squad ... Earned *PrepStar* All-American honors as the No. 5 offensive lineman in the Atlantic Region ... Rated the No. 20 player in Virginia by *The Roanoke Times* and the No. 24 player by *SuperPrep* ... Listed No. 17 in Virginia by *ACC Area Sports Journal* ... Started at offensive guard as a sophomore ... Began playing on both sides of the football his junior season ... Also lettered in wrestling and baseball ... Attended Tech's summer football camp after his junior year.

**Personal:** Daniel Patrick McGrath ... Born 3/19/83 in Fairfax, VA ... Son of Tim McGrath and Rebecca Krausman ... Graduated with a degree in physical education and is enrolled in health and physical education in graduate school.



54

**Bart McMillin**

Deep Snapper • 6-0 • 225 • r-Jr.  
Bristol, Tenn. • Tennessee H.S.

Dressed for every game last season as the backup for deep snapper Nick Leeson, but did not play ... Is competing with Leeson for the job again this season ... Came to Tech as a walk-on linebacker ... Originally signed with East Tennessee State but was released from his obligation when ETSU announced it would drop football.


**2005:** Served as the backup long snapper but did not see varsity action ... Played in the Hokies' two jayvee games ... Continued to work as a long snapper during spring practice.

**2004:** Did not see any varsity action ... Posted a 455-pound back squat in spring testing.

**2003:** Took a redshirt year ... Concentrated mainly on deep snapping, but also got some work at the backer position ... Registered a 490-pound back squat during spring max testing.

**High School:** Lettered four seasons for Coach Greg Stubbs at Tennessee High ... Saw action at middle linebacker, fullback and long snapper ... Had 80 solo tackles, 38 assists, six sacks, four fumbles caused and three fumble recoveries his senior season ... Also averaged 7.7 yards a carry at fullback and scored seven touchdowns ... Set a school career record for individual tackles with 238 and sacks with 18 ... Had a career total of 356 tackles, including 118 assists ... Caused 10 fumbles during his career and blocked two punts ... Was a three-time all-conference and all-region pick ... Named Northeast Tennessee Defensive Player of the Year his junior and senior years by the *Bristol Herald-Courier* ... Selected to all-state teams picked by the Tennessee Sport's Writers Association and the coaches association ... Picked All-Big Six Defensive Player of the Year his last two years ... Was a National Football Hall of Fame scholarship winner.

**Personal:** William Bart McMillin ... Born 2/25/85 in Johnson City, TN ... Son of Jeff and Debbie McMillin ... Enrolled in apparel, housing and resource management.



**Brian McPherson**

Cornerback • 5-10 • 183 • r-Sr.  
Madison Heights, Va. • Amherst H.S.

A player who has filled a number of roles during his Tech career ... Has spent time at both cornerback spots, most recently the boundary position ... Got a taste of action on special teams as a freshman and sophomore ... Has also been a contributor on the scout and jayvee teams ... A good athlete who showed glimpses of his ability during the spring ... Must continue working to improve his strength during the summer ... Will be a candidate for special teams and backup duties at corner when practice resumes.

**2005:** Played in the jayvee games and worked at cornerback on the scout team during the fall ... Was in on three tackles in JV win against Fork Union ... Registered two tackles and broke up a pass during the first spring scrimmage ... Was in on three tackles during the spring Maroon-White game.

**2004:** Saw special teams action against Duke and Maryland ... Also contributed on the scout and jayvee teams ... Improved in all four major lifts during the winter off-season program ... Was in on six tackles during first spring scrimmage.

**2003:** Played in nine games ... Had three solo tackles and an assist ... Saw limited action on defense and special teams against UCF ... Had two solo tackles ... Played three total plays against James Madison, recording two solo tackles ... Was in for just one play against Texas A&M, but came up with a huge play ... Recovered a muffed kickoff to set up the game-clinching touchdown ... Was in on eight tackles during a jayvee game with Hargrave ... Registered a tackle in the 2004 spring game.

**2002:** Practiced at the boundary cornerback position while redshirting in the fall ... Was tried briefly at field corner during spring practice ... Posted two tackles during one of the Hokies' spring scrimmages.

**High School:** Played cornerback, wide receiver and running back during his three varsity seasons for Coach Mickey Crouch at Amherst ... Rushed for over 1,300 yards as a senior and scored nine touchdowns ...

Contributed 245 yards and two touchdowns rushing against Staunton River ... Carried 17 times for 243 yards and three TDs in a win over William Fleming ... Earned *PrepStar* All-America honors ... Ranked the No. 6 defensive back in the Atlantic Region by *PrepStar* ... Listed the No. 20 prospect in Virginia by *SuperPrep* and No. 23 by *The Roanoke Times* ... Selected the offensive player of the year in his area by *The Lynchburg News & Advance* ... Seminole District and Region III Offensive Player of the Year his senior year ... A first-team all-district and all-region selection ... A second-team Group AA all-state pick by the coaches ... Won all-district and all-region honors as a wide receiver his junior season ... Rushed for over 700 yards and caught 17 passes for 435 yards and three touchdowns that year ... Rushed for 2,616 yards during his career ... Also contributed 28 pass receptions for 576 yards and scored 27 career touchdowns ... Helped football team to district title in 1999 ... Also ran track, helping team to district title as a sophomore ... Finished third in the 100-meters at the 2002 state outdoor track meet ... Was clocked at 6.45 seconds in the 60 meters.

**Personal:** Brian Keith McPherson ... Born 5/11/84 in Camden, NJ ... Son of Kerry and Barbara McPherson ... His older brother, Kevin, played football at Hampton University ... Great uncle Vincent Johnson was an offensive lineman at Tech in the late 1970s ... Studying apparel, housing and resource management.



15

**Roland Minor**

Cornerback • 6-0 • 203 • r-Jr.  
Washington, D.C. • H.D. Woodson H.S.

Started all but one game at the field corner spot last season, but finds himself trailing sophomore Victor Harris for the starting position heading into preseason practice ... Gained a lot of game experience in 2005 ... Possesses plenty of ability, just needs to stay focused ... Brings good size and skills to the position ... Plays aggressively and hits hard ... Returned an interception for a touchdown at Duke and earned ACC Defensive Back of the Week honors ... Needs to make a good summer preparation and be ready to compete for the top spot in the fall.

**2005:** Starter at field corner ... Had 33 total tackles, three passes broken up and



Roland Minor

three interceptions ... Was in on eight tackles during the opener at NCSU ... Picked off a pass and returned it 23 yards for a touchdown at Duke ... Was named ACC Defensive Back of the Week for his performance in that game ... Intercepted another pass in the Ohio game and returned it 14 yards ... Had two tackles against Georgia Tech ... Was in on three tackles in the victory over Marshall ... Was in on two tackles, including one behind the line, at Maryland ... Had four tackles against Miami ... Registered a pair of tackles and a fumble recovery at Virginia ... Picked up three tackles against UNC ... Had four tackles, a pass break up and an interception against Louisville in the Gator Bowl ... Contributed a pair of tackles during the spring Maroon-White game.

**2004:** Played in all 13 games, recording 15 tackles, four pass break ups and two interceptions ... Made his first collegiate start against FAMU when the Hokies opened up in a nickel package ... Played 55 snaps on defense in that game, recording three tackles and three break ups ... Earned ACC Defensive Back of the Week honors for his play at Georgia Tech ... Had two key interceptions late in the game, returning the last one 64 yards for a touchdown ... Recorded four tackles in the Maroon-White game.

**2003:** Worked at the boundary corner while redshirting ... Showed improvement in each of the four major lifts during the off-season program ... Led all Tech players with 10 tackles during the 2004 Maroon-White game ... Two of his tackles were sacks for a combined loss of 13 yards.

**High School:** Earned first-team All-Metro honors from *The Washington Post* as a senior ... Was a wide receiver, defensive back and kick returner for Coach Greg Fuller at H.D. Woodson ... Registered 53 tackles and seven interceptions, including three for touchdowns, during his senior season ... Also caught 30

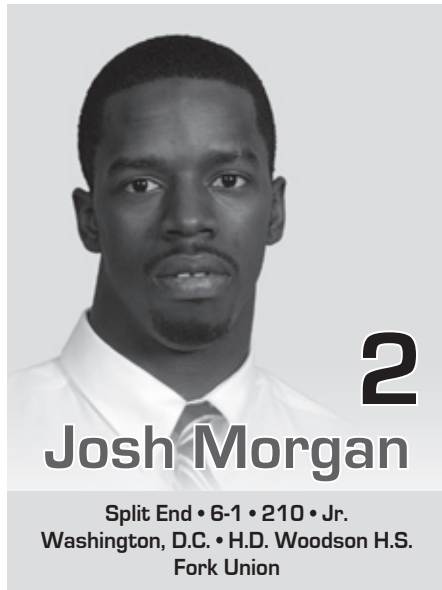
passes for 609 yards and eight touchdowns ... Blocked five punts, returning one for a score ... Had 158 yards and three TDs on punt returns and 253 yards and two TDs on kickoff returns ... Caught six passes for 250 yards and two touchdowns in one game during his senior season ... Also contributed an interception, 10 tackles and a fumble recovery in the same game ... Named to the Pigskin Club All-Metro team and was a member of the George Michael Golden 11 team ... Ranked the No. 13 player in the D.C. and Maryland area by *SuperPrep* ... Named a 2002 honorable mention all-region selection by *PrepStar* as a defensive back ... Earned first-team All-Washington D.C. honors as a junior ... Finished his career with 13 interceptions and over 1,100 yards receiving ... Excelled as a sprinter in track ... Ran a 21.8 in the 200 meters.

**Personal:** Roland Lawrence Minor ... Born 8/1/84 in Washington, DC ... Son of Theresa Minor ... Majoring in apparel, housing and management.

| Tackles | G  | UT | AT | Tot. | Loss | Sacks  |
|---------|----|----|----|------|------|--------|
| 2004    | 13 | 7  | 8  | 15   | 0- 0 | 0- 0   |
| 2005    | 13 | 20 | 13 | 33   | 0.5- | 1 0- 0 |
| Career  | 26 | 27 | 21 | 48   | 0.5- | 1 0- 0 |

|         | 2005 Tackles Game-by-Game |   |   |   |      |        |
|---------|---------------------------|---|---|---|------|--------|
| at NCSU | 1                         | 6 | 2 | 8 | 0- 0 | 0- 0   |
| at Duke | 1                         | 0 | 1 | 1 | 0- 0 | 0- 0   |
| OHIO    | 1                         | 0 | 1 | 1 | 0- 0 | 0- 0   |
| GT      | 1                         | 1 | 1 | 2 | 0- 0 | 0- 0   |
| at WVU  | 1                         | 0 | 1 | 1 | 0- 0 | 0- 0   |
| MU      | 1                         | 3 | 0 | 3 | 0- 0 | 0- 0   |
| at MD   | 1                         | 1 | 1 | 2 | 0.5- | 1 0- 0 |
| BC      | 1                         | 1 | 1 | 2 | 0- 0 | 0- 0   |
| UM      | 1                         | 3 | 1 | 4 | 0- 0 | 0- 0   |
| at UVa  | 1                         | 0 | 2 | 2 | 0- 0 | 0- 0   |
| UNC     | 1                         | 2 | 1 | 3 | 0- 0 | 0- 0   |
| FSU     | 1                         | 0 | 0 | 0 | 0- 0 | 0- 0   |
| UL      | 1                         | 3 | 1 | 4 | 0- 0 | 0- 0   |

| Interceptions | G  | No. | Yds. | Avg. | TD | LG |
|---------------|----|-----|------|------|----|----|
| 2004          | 13 | 2   | 63   | 31.5 | 1  | 64 |
| 2005          | 13 | 3   | 62   | 20.7 | 1  | 25 |
| Career        | 26 | 5   | 125  | 25.0 | 2  | 64 |



2

## Josh Morgan

Split End • 6-1 • 210 • Jr.  
Washington, D.C. • H.D. Woodson H.S.  
Fork Union

Is at the top of the depth chart at split end heading into preseason workouts ... A physical receiver who can make the tough catches ... Combines size and strength with play-making

ability ... Has excellent body control ... Contributes as a blocker in the running game ... Can be outstanding if he maintains his focus and plays with consistency ... Came on strong down the stretch last season, catching 16 passes for 234 yards and three touchdowns over the Hokies' last six games ... Had career highs of seven catches and 128 yards against Florida State in the ACC Championship game ... Has also seen action as a return man ... An integral part of the Hokies' offense.

**2005:** Had 28 catches for 471 yards and four touchdowns ... Caught one pass for 27 yards against NC State ... Grabbed a 37-yard touchdown pass at Duke ... Saw action as a punt returner in that game and had three returns for 81 yards, with a long of 44 ... Had a 33-yard catch against Ohio and two receptions for 14 yards versus Georgia Tech ... Led the team with four catches for 63 yards against Marshall ... Caught three passes for 63 yards



Josh Morgan

at Maryland, with 39 of those yards coming after the catch ... Pulled in a key 3-yard touchdown pass against BC ... Had a 17-yard punt return in the Miami game ... Hauled in five passes for 56 yards and a touchdown during win at Virginia ... Caught seven balls for 128 yards and a TD against FSU ... Turned in two kickoff returns for 45 yards during the Gator Bowl win over Louisville ... Was a Super Iron Hokie in the weight room during the winter ... Had three catches in the first spring scrimmage

for 17 yards ... Added two catches for 14 yards in scrimmage two ... Hauled in five passes for 99 yards in the Maroon-White game, including a 50-yard TD grab.

**2004:** Played in 12 games, starting one ... Had 15 catches for 346 yards and three touchdowns ... Saw his first collegiate action against Western Michigan, playing 29 snaps ... Caught two passes for 31 yards in that game ... Had a key 23-yard catch on the final drive against NC State ... Had a big 18-yard catch on the opening drive at Wake Forest ... Scored the game-winning touchdown at Georgia Tech, catching a 51-yard score ... Finished the game with two catches for 79 yards ... Made his first collegiate start at Miami ... Caught three passes for a Tech bowl record 126 yards and two touchdowns in the Sugar Bowl against Auburn ... Second score was an 80-yarder ... Recorded a 310-pound bench, a 505-pound back squat, a 260-pound power clean and a 36-inch vertical jump in spring testing.

**2003:** Entered school in January 2004 ... Went through the winter strength and conditioning program ... Caught a 20-yard touchdown pass during Tech's third scrimmage of the spring ... Led the receivers with three

## MORGAN, *Continued*

catches for 45 yards in the final scrimmage ... Pulled in a 6-yard pass during the Maroon-White game and ran for a 6-yard gain on a reverse ... Underwent surgery for a fractured left foot in May.

**Prep School:** Spent the fall semester at Fork Union Military Academy ... Caught 33 passes for 845 yards and eight touchdowns for Coach John Shuman at FUMA ... Blocked four punts and also contributed a punt return for a touchdown.

**High School:** Played quarterback, wide receiver and cornerback while playing for Coach Greg Fuller at H.D. Woodson High ... Had eight catches for 275 yards and three touchdowns in a game against Glen Mills High (Pa.) his senior season ... Also contributed four sacks and blocked a punt ... Was named all-DCIAA East as a receiver ... Passed for 987 yards and rushed for 898 his junior year ... Finished with five TDs passing and eight rushing ... Was named the MVP of two tournaments while playing on the basketball team.

**Personal:** Joshua L. Morgan ... Born 6/20/85 in Washington, DC ... Son of Dennis Morgan and LaWanda Ware ... Majoring in apparel, housing and resource management.

| Receiving | G  | No. | Yds. | Avg. | TD | LG |
|-----------|----|-----|------|------|----|----|
| 2004      | 12 | 15  | 346  | 23.1 | 3  | 80 |
| 2005      | 13 | 28  | 471  | 16.8 | 4  | 50 |
| Career    | 25 | 43  | 817  | 19.0 | 7  | 80 |

| 2005 Receiving Game-by-Game |   |   |     |      |   |    |
|-----------------------------|---|---|-----|------|---|----|
| at NCSU                     | 1 | 1 | 27  | 27.0 | 0 | 27 |
| at Duke                     | 1 | 1 | 37  | 37.0 | 1 | 37 |
| OHIO                        | 1 | 1 | 33  | 33.0 | 0 | 33 |
| GT                          | 1 | 2 | 14  | 7.0  | 0 | 7  |
| at WVU                      | 1 | 0 | 0   | 0.0  | 0 | 0  |
| MU                          | 1 | 4 | 63  | 15.8 | 0 | 25 |
| at MD                       | 1 | 3 | 63  | 21.0 | 0 | 28 |
| BC                          | 1 | 2 | 21  | 10.5 | 1 | 18 |
| UM                          | 1 | 1 | 18  | 18.0 | 0 | 18 |
| at UVa                      | 1 | 5 | 56  | 11.2 | 1 | 21 |
| UNC                         | 1 | 1 | 11  | 11.0 | 0 | 11 |
| FSU                         | 1 | 7 | 128 | 18.3 | 1 | 50 |
| UL                          | 1 | 0 | 0   | 0.0  | 0 | 0  |



## Mark Muncey

Linebacker • 5-11 • 222 • r-Fr.  
Tazewell, Va. • Tazewell H.S.


A solid performer who joined the team as a walk-on ... Showed improvement over the course of his first year ... Enjoyed success in the winter strength and conditioning program

... May have a chance to help the team down the road if he continues to work hard.

**2005:** Practiced at the backer position during a redshirt season ... Set a record for inside linebackers in the power clean with a lift of 341 pounds during spring testing ... Posted eight tackles in first spring scrimmage.

**High School:** Lettered four times in football as a linebacker/fullback for Coach Bobby Wyatt ... Selected all-state and All-Southwest Virginia as a senior ... Named all-region twice and all-district three times ... Led his team to a region championship over Virginia High as a senior ... Captained team during his junior and senior seasons ... Rushed for 495 yards and five touchdowns during senior season ... Also had 143 tackles, four interceptions, four sacks and three fumble recoveries ... Finished high school career with over 300 tackles, six interceptions and seven sacks ... Lettered three years in track and field while participating in the shot put and discus.

**Personal:** Mark Anthony Muncey ... Born 11/22/85 in Bluefield, WV ... Son of Mark and Vickie Muncey ... Majoring in business management.



## Robert Norris

Offensive Guard • 6-4 • 338 • r-Fr.  
Cheltenham, Md. • DeMatha Catholic H.S.


A young lineman with potential for the future ... Is working at right guard ... Made progress while redshirting last year, but still needs to get stronger ... Has a big body and a good work ethic ... Has a chance to be a good player.

**2005:** Worked at right guard during a redshirt year ... Had a 475-pound back squat during spring max testing.

**High School:** Started at guard for two seasons for Coach Bill McGregor at DeMatha ... Helped team to a 10-1 record and spot in the nation's top 25 high school teams ... Graded out at 85 percent in his blocking assignments ... Play on defense occasionally on defense in short-yardage and goal-line situations ... Rated the No. 72 player in the Mid-Atlantic Coast by *Tom Lemming's Prep Football Report* ... Ranked the No. 17 player in the Mid-Atlantic region by *SuperPrep* ... Ranked the No. 18 player in the state of Maryland by scout.com ... Named

to *PrepStar's* postseason All-Atlantic Region team.

**Personal:** Robert Lee Norris, Jr. ... Born 11/28/86 in Honolulu, HI ... Son of Sonya Norris ... Enrolled in university studies.



## Antonio North

Offensive Guard • 6-3 • 307 • r-Fr.  
Stafford, Va. • North Stafford H.S.

Another young lineman who is working at the guard position ... Picked up some valuable reps during the spring, but is still developing ... Should benefit from added exposure to the strength and conditioning program ... His summer preparation and performance during the preseason will help determine his spot on the depth chart.

**2005:** Was redshirted ... Worked at the left guard position ... Bench pressed 370 pounds during scout team testing in fall ... Improved that to 385 in the spring ... Continued to work on the left side during spring practices.

**High School:** A four-year starter at guard for Coach Eric Cooke at North Stafford ... Helped lead his team to a 13-1 record and the state title game ... Named to the Virginia All-Group AAA first-team all-state team by the Associated Press as a guard ... Named to the AAA all-state first team as an offensive guard by the VHSCA ... Named first-team All-Met by *The Washington Post* as an offensive lineman ... An all-Commonwealth District and all-Northwestern Region selection ... Saw some action on defense in short-yardage situations ... Ranked the No. 15 player in the state by *The Roanoke Times* ... Ranked the No. 23 offensive guard in the nation and the No. 13 player in the state by rivals.com ... Ranked the No. 58 offensive lineman in the nation and the No. 12 player in the state by scout.com ... Rated the No. 42 offensive lineman in the nation by collegefootballnews.com ... Ranked the No. 16 player in the state of Virginia by *SuperPrep* ... Ranked the No. 79 player on the East Hot 100 by scout.com ... Rated the No. 47 player in the Mid-Atlantic Coast by *Tom Lemming's Prep Football Report*.

**Personal:** Antonio Djuan North ... Born 12/11/86 in Jacksonville, NC ... Son of Joseph and Mary North ... Enrolled in sociology.





28

**Branden Ore**

Tailback • 5-11 • 204 • r-So.  
Chesapeake, Va. • Indian River H.S.

Can give Tech the total package at tailback if he returns to the team focused and healthy after sitting out the spring semester ... Combines great ability with outstanding speed, quickness, great vision and toughness ... A preseason second-team All-ACC pick by *The Sporting News* ... Underwent shoulder surgery following the 2005 season ... Went home during his rehab and did not take part in winter workouts or spring practice ... Returned to Blacksburg for the summer to begin preparing for the season ... Stepped up big when injuries slowed Mike Imoh and Cedric Humes in 2005 ... Rushed for 478 yards on 70 carries over the Hokies' last six regular-season games ... Posted three 100-yard rushing games during that stretch, including a 146-yard effort against Marshall ... Averaged 5.9 yards a carry for the season and finished second on the team in rushing (647) and tied for second in touchdowns (6) ... Does a good job catching the ball out of the backfield, but is still working on his blocking responsibilities.

**2005:** Finished second on the team in rushing with 647 yards on 109 carries for an average of 5.9 yards per carry ... Scored six touchdowns ... Caught five passes for 36 yards ... Ran for 51 yards on 10 carries at Duke ... Scored on a 4-yard touchdown run ... Carried six times for 34 yards against Ohio and picked up 11 yards on six tries in the Georgia Tech win ... Had a 10-yard run against West Virginia ... Took over when Cedric Humes was injured in the Marshall game and ran for 146 yards and a touchdown on 19 carries ... Had a career-best 45-yard run ... Also caught a pass for 13 yards ... Rushed for 48 yards and a TD on nine carries at Maryland ... Had six carries for 30 yards in the BC game and 35 yards on four carries against Miami ... Led the team in rushing with 115 yards on 15 carries at Virginia ... Scored two touchdowns in that game ... Gained 104 yards and scored a TD during win over North Carolina ... Named ACC Rookie of the Week after both games ... Had 11 carries for 56 yards against Louisville ... On 109 carries for the season, had just two rushes for negative yards, totaling two yards ... Underwent shoulder surgery following the season ... Went home to

rehab the shoulder during the spring semester.

**2004:** Was redshirted ... Had five rushes for 14 yards and two catches for 4 yards in the Maroon-White game ... Recorded a 324-pound push jerk in spring testing.

**High School:** A prep All-American who rushed for 1,280 yards and 18 touchdowns for Coach Cadillac Harris as a senior ... Added 70 tackles and three interceptions as a safety on defense ... Returned one of those picks for a touchdown ... Led his team to the state AAA Group 5 state semifinals ... Rushed for 188 yards and two touchdowns in a win over two-time defending state champion Phoebus ... Was a first-team all-state pick by *The Associated Press* ... Named second-team all-state by the coaches ... First-team all-district as a running back and second team as defensive back ... Picked first-team All-Tidewater at a defensive back by *The Virginian-Pilot* ... Ran for 963 yards and 11 touchdowns his junior season ... Also contributed 15 pass receptions for 282 yards ... Rated the No. 7 player in the state by *The Roanoke Times* ... Listed as the No. 26 running back in the nation by *SuperPrep* ... Earned All-America honors from both *SuperPrep* and *PrepStar*.

**Personal:** Branden Kry-Allen Ore ... Born 2/17/86 in Norfolk, VA ... Son of James and Karey Ore ... Majoring in management.

| Rushing                   | G            | No. | Yds. | Avg. | TD | LG |
|---------------------------|--------------|-----|------|------|----|----|
| 2005                      | 12           | 109 | 647  | 5.9  | 6  | 45 |
| 2005 Rushing Game-by-Game |              |     |      |      |    |    |
| at NCSU                   | Did not play |     |      |      |    |    |
| at Duke                   | 1            | 10  | 51   | 5.1  | 1  | 19 |
| OHIO                      | 1            | 6   | 34   | 5.7  | 0  | 11 |
| GT                        | 1            | 6   | 11   | 1.8  | 0  | 4  |
| at WVU                    | 1            | 1   | 10   | 10.0 | 0  | 10 |
| MU                        | 1            | 19  | 146  | 7.7  | 1  | 45 |
| at MD                     | 1            | 9   | 48   | 5.3  | 1  | 10 |
| BC                        | 1            | 6   | 30   | 5.0  | 0  | 9  |
| UM                        | 1            | 4   | 35   | 8.8  | 0  | 11 |
| at UVa                    | 1            | 15  | 115  | 7.7  | 2  | 31 |
| UNC                       | 1            | 17  | 104  | 6.1  | 1  | 26 |
| FSU                       | 1            | 5   | 7    | 1.4  | 0  | 7  |
| UL                        | 1            | 11  | 56   | 5.1  | 0  | 11 |
| Receiving                 | G            | No. | Yds. | Avg. | TD | LG |
| 2005                      | 12           | 5   | 36   | 7.2  | 0  | 13 |



Branden Ore



2005  
All-ACC  
Honorable  
Mention

46

**Brandon Pace**

Place-kicker • 5-10 • 201 • r-Sr.  
Virginia Beach, Va. • Kellam H.S.

One of the nation's top kickers ... Combines a strong leg with consistency ... A two-time Lou Groza Award semifinalist ... Set a school single-season record for points by a kicker with 108 points in 2005 ... Was second in the ACC in points per game (8.3) ... Made at least one field goal in every game but Maryland and Miami ... Stands seventh in career scoring at Tech with 218 points ... Is 9-for-12 on field goals of 40 yards or more ... Was first-team All-ACC in 2004 ... Named to the 2005 All-ACC Academic Football team ... Ranked the No. 13 kicker in the nation preseason by *The Sporting News*.

**2005:** Was 51-for-52 on extra point kicks ... Made 19-of-22 field goal attempts ... Made kicks of 44 and 28 yards in win at NC State ... Was 3-for-3 on field goals in the Georgia Tech game ... Made good on two short field goal attempts against Marshall ... Missed his only attempt at Maryland, then made 3 of 4 tries in the Boston College game ... Did not get an attempt for the first time all season during the Miami game ... Scored 10 points at Virginia ... Missed just the second PAT of his Tech career during the UNC game, but connected on a 44-yard field goal ... Made a season-best 45-yard field goal against FSU ... Scored nine points against Louisville in the Gator Bowl to finish the season with 108 points ... Kicked a 49-yard field goal during the spring Maroon-White game ... Also added an extra point.

**2004:** Was 3-for-44 on PATs and 21-for-27 on field goals, scoring 106 points ... Had a long of 46 yards ... Had a successful debut as Tech's kicker, making all three kicks in the opener against top-ranked Southern California ... Made field goals of 35 and 42 yards, as well as his lone PAT ... Kicked two field goals and five PATs against Duke ... Was 3-for-5 on field goals and 1-for-1 on PATs against NC State ... Missed the game-winning 43-yarder as time expired ... Came back a week later to hit 4-of-5 field goal attempts, including a career-long 46-yarder, in Tech's 19-13 win over No. 6 West Virginia ... Was named one of the Lou Groza Award "Stars of the Week" for his performance ... Made both of his field goals — from 44 and

## PACE, Continued

32 yards — and all six PATs in the big win over Florida A&M ... Made all three of his PATs, as well as two field goals in Tech's three-point win at North Carolina ... Made a pair of field goals — 27 and 34 yards — along with all seven PATs against Maryland ... Drilled a 45-yard field goal to end the first half at Miami ... Kicked field goals of 34 and 32 yards in the Maroon-White game ... Given the George Preas Award, awarded to the most valuable player of spring practice ... Posted a 450-pound back squat and a 4.66 40-yard dash in spring testing.

**2003:** Played in 12 games ... Handled 62 of Tech's 93 kickoffs ... Placed his kicks, on an average, at the 7.7-yard line ... Had 10 touchbacks ... Recorded a solo tackle on special teams against No. 2 Miami ... Had an assisted tackle against Boston College ... Kicked an extra point in the Insight Bowl ... Improved in all four major lifts during the off-season strength and conditioning program.

**2002:** Joined the team as an invited walk-on ... Competed for the place-kicking, kickoff and punting duties during the preseason ... Went through additional competition for the place-kicking duties when Carter Warley was sidelined during the season ... Coaches decided to hold him out of action and redshirt him.


**High School:** Was a four-year letterman as a kicker and punter for Coach Mike Dewitt at Kellam High ... Set school record for career scoring by a kicker ... Made 18 field goals during his career, including a game-winning 37-yarder that earned Kellam its first-ever victory in a playoff game ... Had three games with more than 10 points kicking during his senior season ... Was named the first-team Group AAA kicker that year ... Also earned all-area, all-conference and all-region honors ... Was team MVP and played in the state high school all-star game during the summer of 2002 ... Lettered as a wrestler his freshman and sophomore years.

**Personal:** Brandon Kyle Pace ... Born 11/11/83 in Virginia Beach, VA ... Son of Fred and Donna Pace ... Majoring in health, physical education and recreation.

| Scoring | G  | EP- A  | FGM -A | LG | TP  |
|---------|----|--------|--------|----|-----|
| 2003    | 12 | 4- 4   | 0- 0   | 0  | 4   |
| 2004    | 13 | 43- 44 | 21- 27 | 46 | 106 |
| 2005    | 13 | 51- 52 | 19- 22 | 45 | 108 |
| Career  | 38 | 98-100 | 40- 49 | 46 | 218 |

| 2005 Scoring Game-by-Game |   |      |      |    |    |
|---------------------------|---|------|------|----|----|
| at NCSU                   | 1 | 2- 2 | 2- 2 | 44 | 8  |
| at Duke                   | 1 | 6- 6 | 1- 2 | 31 | 9  |
| OHIO                      | 1 | 6- 6 | 1- 1 | 35 | 9  |
| GT                        | 1 | 6- 6 | 3- 3 | 40 | 15 |
| at WVU                    | 1 | 4- 4 | 2- 2 | 41 | 10 |
| MU                        | 1 | 5- 5 | 2- 2 | 23 | 11 |
| at MD                     | 1 | 4- 4 | 0- 1 | 0  | 4  |
| BC                        | 1 | 3- 3 | 3- 4 | 32 | 12 |
| UM                        | 1 | 1- 1 | 0- 0 | 0  | 1  |
| at UVa                    | 1 | 7- 7 | 1- 1 | 32 | 10 |
| UNC                       | 1 | 3- 4 | 1- 1 | 44 | 6  |
| FSU                       | 1 | 1- 1 | 1- 1 | 45 | 4  |
| UL                        | 1 | 3- 3 | 2- 2 | 36 | 9  |

| Field Goals | 18-29 yds | 30-39 | 40-49 | 50+  |
|-------------|-----------|-------|-------|------|
| 2004        | 7- 8      | 10-13 | 4- 6  | 0- 0 |
| 2005        | 7- 8      | 7- 8  | 5- 6  | 0- 0 |
| Career      | 14-16     | 17-21 | 9-12  | 0- 0 |



Free Safety • 5-11 • 182 • Jr.  
Hampton, Va. • Phoebus H.S. • Hargrave

Finished spring practice as the leader of the secondary ... Took control and performed at a high level ... Was asked to be more vocal and responded ... Did a good job of getting players lined up and playing fast ... Started six games as a sophomore and played over 300 snaps at safety ... Also had over 130 plays on special teams ... Turned in a game-changing play when he returned a blocked field goal 78 yards for a touchdown against Georgia Tech ... Saw some playing time at cornerback as a freshman before moving to safety during 2005 spring practice ... Will be an important performer this fall.

**2005:** Saw action in every game at free safety and on special teams ... Contributed four tackles and a pass breakup at NC State in his first start ... Was in on five tackles at Duke and had a pass breakup against Ohio ... Scooped up a blocked field goal and raced 78 yards for a touchdown against Georgia Tech ... Also posted five tackles in that game ... Registered two tackles and a 5-yard fumble return at WVU ... Helped out on four tackles versus Marshall ... Contributed two tackles against both Boston College and Miami ... Started at Virginia and had four tackles ... Posted three tackles in the Gator Bowl against Louisville ... Registered 34 total tackles for the season ... Earned the Coaches' Award for the defensive player who had an exceptional spring.

**2004:** Played in 12 games, recording 10 tackles ... Saw action on four special teams plays in the opener against USC ... Played 15 snaps on defense against WMU, recording two solo tackles ... Had a tackle and forced fumble against Duke ... Played 19 snaps on defense against Maryland ... Posted a 300-pound bench press, a 265-pound power clean and a 4.37 40-yard dash in spring testing.

**2003:** Attended prep school in the fall before enrolling at Tech in January 2004 ... Participated in winter workouts ... Worked at the field cornerback spot during the spring ... Posted five tackles during the annual Maroon-White spring game.

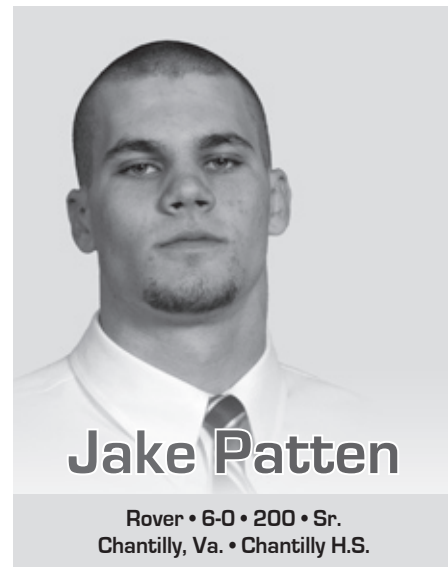
**Prep School:** Saw action at cornerback for Coach Robert Prunty at Hargrave during the fall of 2003.

**High School:** Saw action at quarterback, wide receiver and defensive back for Coach Bill Dee during his career at Phoebus ... Helped the team to back-to-back state Group AAA championships in 2002 and 2001 ... Completed 45 of 94 passes for 707 yards and 13 touchdowns ... Only threw two interceptions ... Added 400 yards and nine TDs rushing ... Contributed five interceptions on defense ... His game-saving interception against Kecoughtan helped preserve the team's undefeated season in 2002 ... A first-team selection to the 2002 AAA Coaches all-state team ... Named to the first-team *Newport News Daily Press* All-Star Team as a defensive back.

**Personal:** Dorian James Parker ... Born 4/18/85 ... Son of Angela Parker ... Brother of Tech freshman Matt Wright ... Enrolled in apparel, housing and resource management.

| Tackles | G  | UT | AT | Tot. | Loss | Sacks |
|---------|----|----|----|------|------|-------|
| 2004    | 12 | 7  | 3  | 10   | 0- 0 | 0- 0  |
| 2005    | 13 | 11 | 23 | 34   | 0- 0 | 0- 0  |
| Career  | 25 | 18 | 26 | 44   | 0- 0 | 0- 0  |

| 2005 Tackles Game-by-Game |   |   |   |   |      |      |
|---------------------------|---|---|---|---|------|------|
| at NCSU                   | 1 | 1 | 3 | 4 | 0- 0 | 0- 0 |
| at Duke                   | 1 | 2 | 3 | 5 | 0- 0 | 0- 0 |
| OHIO                      | 1 | 1 | 0 | 1 | 0- 0 | 0- 0 |
| GT                        | 1 | 1 | 4 | 5 | 0- 0 | 0- 0 |
| at WVU                    | 1 | 2 | 0 | 2 | 0- 0 | 0- 0 |
| MU                        | 1 | 0 | 4 | 4 | 0- 0 | 0- 0 |
| at MD                     | 1 | 0 | 0 | 0 | 0- 0 | 0- 0 |
| BC                        | 1 | 0 | 2 | 2 | 0- 0 | 0- 0 |
| UM                        | 1 | 1 | 1 | 2 | 0- 0 | 0- 0 |
| at UVa                    | 1 | 1 | 3 | 4 | 0- 0 | 0- 0 |
| UNC                       | 1 | 1 | 0 | 1 | 0- 0 | 0- 0 |
| FSU                       | 1 | 0 | 1 | 1 | 0- 0 | 0- 0 |
| UL                        | 1 | 1 | 2 | 3 | 0- 0 | 0- 0 |



Rover • 6-0 • 200 • Sr.  
Chantilly, Va. • Chantilly H.S.

A valuable contributor on the scout team who can always be counted on for top effort ... Will get a look on special teams ... Moved to rover last season after spending time at free safety his first two seasons ... Joined the team as a walk-on ... Has benefited from the strength and conditioning program ... Brings a good work ethic to the field.

**2005:** Moved to the rover position ... Saw action in both jayvee games ... Contributed 11 tackles in a JV win against Hargrave ... Was in on a sack and had two tackles behind the line


... Added seven tackles and a pass interception during a victory over Fork Union ... Posted a 35-inch vertical jump during spring testing.

**2004:** Did not see any varsity action ... Posted a 310-pound bench, a 400-pound back squat and a 294-pound power clean in spring testing.

**2003:** Worked at free safety ... Recorded a 385-pound back squat during spring max testing.

**High School:** Worked at safety and wide receiver for Coach Ken Kincaid at Chantilly High ... Also returned kicks ... Earned all-district and all-region honors as a senior ... Contributed 84 tackles and seven interceptions ... Had three picks in a game versus Herndon ... Also lettered two seasons in basketball.

**Personal:** John Laurence Patten III ... Born 9/30/84 in Fairfax, VA ... Son of John and Elizabeth Patten ... Enrolled in sociology.



A walk-on who has been a surprise with his performance in the strength and conditioning program ... Mixes an outstanding work ethic with toughness ... Possesses a strong desire to succeed ... Contributed on the scout and jayvee teams last fall ... Picked up some extra reps during spring practice ... Gives the Hokies added depth at fullback and could earn some action.

**2005:** Played fullback on the scout and jayvee teams ... Rushed five times for 36 yards in a jayvee win against Fork Union ... Scored a touchdown in that game on a 3-yard run ... Had a 360-pound push jerk on the way to Super Iron Hokie honors following spring max testing ... Turned in a 7-yard run and a 6-yard pass reception during first spring scrimmage ... Caught a 3-yard pass in the spring game.

**2004:** Joined the team for winter workouts and went through spring practice ... Recorded a 360-pound power clean in the spring, the seventh-best mark in program history ... Also had a 605-pound back squat and a 341-pound push jerk in spring testing.

**Prep School:** Attended Fork Union Military Academy for one year.

**High School:** Played defensive line for Pope John XXIII High School for Vic Paternostro ... Also wrestled and threw shot on the track and field team ... Helped lead football team to state championships in 2001 and 2002 ... Was named all-state, all-West Jersey and all-league in football ... Named all-state in wrestling with a 102-19 career record and all-league in track and field.

**Personal:** Devin Victor Perez ... Born 6/1/85 in North Bergen, NJ ... Son of Victor and Ana Perez ... Majoring in apparel, housing and resource management.



A versatile walk-on who worked on both sides of the ball last year ... Practiced as a linebacker during fall, while seeing some duty at tailback for the jayvee team ... Was moved to tailback during spring practice after injuries depleted the position ... A hard worker who puts the team first ... Could be a candidate for special teams this season.

**2005:** Worked at whip linebacker on the scout team during the fall ... Played tailback in jayvee wins against Fork Union and Hargrave ... Ran for 61 yards on 10 carries versus FUMA ... Scored on a 14-yard run ... Rushed four times for 14 yards against Hargrave ... Moved from linebacker to tailback during spring ... Carried eight times for 23 yards in second spring scrimmage and caught a 10-yard pass ... Won the Frank O. Moseley Award as the top offensive hustler during the spring.

**High School:** Lettered four years in football at running back/linebacker for Coach Stephen Magenbauer ... Named all-district and all-region in his career ... Led team to a 2A state championship as a senior ... Rushed for 350 yards and caught 30 passes for 400 yards as a senior ... Also had 145 tackles, seven interceptions, three sacks and seven fumble recoveries as a senior ... Also lettered three years in baseball and one in track and field ... Named all-state, all-region and all-district in baseball ... A member of the National Honor Society.

**Personal:** Dustin Michael Pickle ... Born 7/16/86 in Salem, VA ... Son of Mike and Sandra Pickle ... Majoring in building construction.

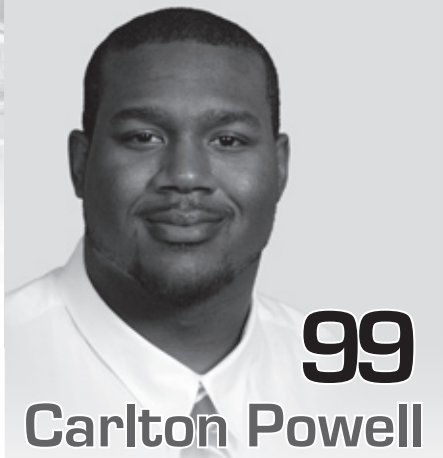


A promising newcomer who had some ups and downs last season ... Got a lot of work in the preseason with thoughts that he might be needed as a freshman ... Was ultimately redshirted, but showed good knowledge and quickness, while gaining some valuable experience ... Posted a team-best 40-inch vertical jump during spring testing ... Wasn't the same in the spring after tweaking a hamstring in an early practice ... His summer preparation will be extremely important ... Needs a good showing during the preseason to put himself into contention for special teams action and possible playing time at rover.

**2005:** Practiced at the rover position while redshirting ... Had a 480-pound back squat during scout team maxing in the fall ... Was in on a tackle in the Maroon-White game.

**High School:** Totaled 48 tackles and six interceptions his senior year for Coach Bill Long at Gordon Central ... Also rushed for 825 yards and 10 touchdowns and threw for 930 yards and nine TDs ... Started three years in the secondary and two years at quarterback ... Helped team to an 8-2 record and a spot in the state playoffs for the first time since 1993 ... Rallied his team from a 24-0 halftime deficit to a 34-24 win during the season ... Named a first-team all-state AAAA performer by the *Atlanta Journal-Constitution* ... Was a two-time all-area honoree at defensive back ... Excelled in football, basketball and baseball ... Could be drafted in baseball ... Ranked the No. 46 cornerback in the nation and the No. 36 player in Georgia by rivals.com ... Ranked the No. 50 player in the state of Georgia by *SuperPrep* ... Listed as the No. 57 player in the state of Georgia by scout.com ... Rated the No. 81 player in the Southeast Region by *Tom Lemming's Prep Football Report* ... Named to *PrepStar's* postseason All-Southeast Region team ... Named to *PrepStar's* All-Southeast Region team as a defensive back.

**Personal:** Dorian Porch ... Born 3/16/87 in Calhoun, GA ... Son of Lynette Porch and Michael Gregory ... Enrolled in university studies.



99

**Carlton Powell**

**Defensive Tackle • 6-2 • 303 • r-Jr.  
Chesapeake, Va. • Great Bridge H.S.**

A mentally tough player who doesn't back down ... Has the most experience of the defensive tackle candidates ... Combines an outstanding work ethic with a strong desire to succeed ... Plays hard ... Has good strength and football instincts ... Was slowed by a sprained ankle early last season, but gave the Hokies steady play at tackle ... Started four games, including the opener at NC State ... Played nearly 300 snaps during the regular season ... Is being counted on to help anchor the line this season.

**2005:** Saw action in 12 games, five as a starter ... Started and played 36 snaps at NC State ... Suffered an ankle injury during that contest and missed the Duke game ... Returned for 20 plays against Ohio and 17 versus Georgia Tech ... Was in on two tackles, including one behind the line, against the Yellow Jackets ... Shared a sack in the Marshall game ... Returned to the starting lineup at Maryland ... Had two tackles and a QB hurry ... Also had two tackles against both BC and Miami ... Got 25 snaps at Virginia and 28 against UNC ... Was in on a tackle for loss against FSU ... Started against Louisville in the Gator Bowl ... Had 13 total tackles for the season and three QB hurries ... During the spring turned in two tackles and a sack in the first scrimmage ... Was in on three tackles during the Maroon-White game, including a sack ... Was one of two defensive players to earn the Frank O. Moseley Award for his hustle during the off-season and spring practice.

**2004:** Saw action in all 13 games, recording seven solo stops and 10 assists ... Included in those 17 tackles were 6.0 tackles for loss ... Also had six quarterback hurries and a forced fumble ... Had two stops, including 1.5 for loss, against NC State ... Had three tackles, including 1.5 for loss, against WVU ... Earned his first collegiate start against Florida A&M ... Played just 14 snaps in the big win ... Had a tackle and a forced fumble at Georgia Tech ... Had three tackles, including two for loss, in the win over Maryland ... Had a sack in the Sugar Bowl ... Given the Frank O. Moseley Award, awarded to the top defensive hustler,



Carlton Powell


following spring practice ... Posted a 410-pound bench, a 600-pound back squat and a 316-pound power clean in spring testing.

**2003:** His 390-pound bench press in August was the top among Tech's reporting freshmen ... Spent a redshirt year working at defensive tackle ... Upped his bench to 415 pounds during scout team maxing during the fall ... Had a 575-pound back squat in spring testing ... Picked up four tackles in the 2004 spring game ... Two of his tackles were behind the line, including a sack for a loss of four yards.

**High School:** Played inside linebacker for three years at Great Bridge before moving to defensive tackle as a senior ... Also played along the offensive line for Coach Noble Palmer ... Suffered through some nagging injuries his senior year, but still managed to post 60 tackles, five sacks and five fumble recoveries ... Blocked a punt ... Named an all-region selection for the Atlantic region by *PrepStar* as a defensive lineman ... Made the honorable mention All-Eastern Region football team as a lineman ... Rated the No. 24 player in Virginia by *The Roanoke Times* ... Picked as the No. 15 prospect in Virginia by *SuperPrep* ... No. 54 on Tom Lemming's All-Mid Atlantic team ... Finished his junior year with over 80 tackles and 15 tackles for loss ... A weight man on the track team ... Finished seventh in the Group AAA outdoor shot put competition as a senior.

**Personal:** Carlton Eugene Powell, Jr. ... Born 8/14/85 in Norfolk, VA ... Son of Carlton and Jay Powell ... Majoring in human nutrition, foods and exercise.

| Tackles | G  | UT | AT | Tot. | Loss | Sacks     |
|---------|----|----|----|------|------|-----------|
| 2004    | 13 | 7  | 10 | 17   | 6.0- | 16 0- 0   |
| 2005    | 12 | 3  | 10 | 13   | 1.5- | 7 0.5- 4  |
| Career  | 25 | 10 | 20 | 30   | 7.5- | 23 0.5- 4 |



48

**Cory Price**

**Cornerback • 5-10 • 188 • Sr.  
Blacksburg, Va. • Blacksburg H.S.**

A smart player who can play corner or free safety if needed ... Works with four different special teams units ... Has also been a key contributor on the scout team ... Saw brief action on special teams ... Has benefited from the strength and conditioning program ... Combines a good work ethic with a strong desire to succeed ... Will be a plus for the Hokies in several areas this season.

**2005:** Saw some playing time on special teams in six games ... Also worked at the


boundary cornerback position ... Had tackles on kickoff returns against Duke and Georgia Tech ... Recovered a fumble on a punt by the Yellow Jackets ... Had a personal-best 500-pound back squat and 38 1/2-inch vertical jump during spring max testing ... Got a look at field corner and free safety during spring practice ... Had two tackles in first spring scrimmage and one in the Maroon-White game.

**2004:** Saw action in five games, playing 21 special teams plays ... Was in against Duke, Western Michigan, North Carolina State, Florida A&M and Maryland ... Posted a 36 1/2-inch vertical jump and a 4.33 40-yard dash in spring testing.

**2003:** His 32 1/2-inch vertical jump in August was the second-best among incoming freshmen ... Played wide receiver on the scout and jayvee teams during the fall ... Improved his vertical to 36 1/2 inches during the off-season program ... Also posted a 450-pound back squat ... Moved to defense, working at cornerback during the spring.

**High School:** Was a wide receiver and defensive back for Coach Dave Crist at Blacksburg High ... Caught 21 passes for 588 yards and eight touchdowns his senior season ... Contributed two interceptions on defense ... Caught two passes for 63 yards and a touchdown against Northside ... Also intercepted a pass in overtime during that game ... Posted 12 catches for 302 yards and five TDs as a junior ... Had a game-winning TD in his first high school football game ... Only played football his junior and senior years ... Was an all-district pick his senior year ... Excelled in track, earning first-team Group AA as a sprinter ... Finished second in the state meet in the 200 meters in 2003 ... Also an all-district pick in basketball.

**Personal:** McKinley Cory Price ... Born 4/9/85 in Blacksburg, VA ... Son of Tony and Brenda Price ... Majoring in human nutrition, foods and exercise.



**44**  
**Devin Radford**

**Tailback • 5-9 • 179 • Fr.**  
**Fayetteville, N.C. • E.E. Smith H.S.**

A speedy newcomer who finished high school early and entered Tech in January ... Was moved around during the spring before

settling at tailback ... Also got looks in the secondary and at receiver ... Possesses great speed, but needs to get stronger ... Is still adjusting to the transition and the Tech system ... His progress during the preseason will determine his role this fall.

**2005:** Enrolled at Tech after completing his senior season ... Went through the off-season program ... Turned in the second-best time in the 40 among the running backs during spring max testing with a 4.4 ... Got a look at several positions during the spring ... Played tailback in the Maroon-White game ... Rushed for 17 yards on two carries and caught a pass for a 9-yard gain ... His 17-yard run was the longest run of the game ... Also had a 16-yard kickoff return.

**High School:** Tallied 55 tackles and four interceptions his senior season at E.E. Smith High School for Coach Milton Butts ... Named defensive player of the year by the coaches ... Team had a 40-7 record during his time ... Averaged 8.9 rushing yards per game on offense, going for 12 touchdowns as a senior ... Named second-team all-Two Rivers Conference as a running back ... Caught five passes for 205 yards, scoring three touchdowns in 2005 ... On special teams, blocked a punt and scored three touchdowns as a return specialist as a senior ... Team captain in 2005 ... Also played basketball and ran track ... Won first place in the 100 meters with a time of 10.82 in the Cumberland County Championship meet.

**Personal:** Devin Maurice Radford ... Born 1/13/88 in Frankfurt, Germany ... Son of Zelbert and Cynthia Radford ... Enrolled in university studies.



**88**  
**Michael Reid**

**Split End • 6-3 • 188 • So.**  
**Martinsville, Va. • Martinsville H.S.**


A walk-on receiver with potential for the future ... Needs a little more exposure to the position after missing time in the spring ... Has good size but needs to build his strength ... Summer work and preseason progress will determine his role for the fall.

**2005:** Worked on the scout and jayvee teams as a receiver ... Caught two passes for 33 yards in a jayvee win over Fork Union ... Caught an 8-yard pass in first spring

scrimmage, but sat out the second half of the spring following a knee injury.

**High School:** Lettered one year in football as a wide receiver for Coach Taylor Edwards ... Caught seven passes for 120 yards and two touchdowns as a senior ... Also completed 7-of-13 passes ... Lettered three years in basketball and two in baseball ... Captained basketball team to a state finals appearance as a senior ... A member of the National Honor Society.

**Personal:** Michael Brennan Reid ... Born 9/28/87 in Salem, VA ... Son of James Reid and Mitzi Reid ... Enrolled in university studies.



**Matt Reidy**

**Rover • 6-0 • 213 • r-Fr.**  
**Gaithersburg, Md. • Damascus H.S.**

A hard worker who spent last season working at the rover position ... Showed some progress in the strength and conditioning program, but needs to continue working to add strength ... Could play a role on the scout team this fall.

**2005:** Worked at the rover position while redshirting ... Registered a pair of tackles in the first spring scrimmage.

**High School:** Lettered four times in football at running back/safety for Coach Dan Makosy ... Named to George Michael's Golden 11 as a senior ... A two-time all-state, all-metro, all-county selection ... Named All-County Player of the Year as a junior ... Led his team to a 4A state championship in 2003 and a region championship in 2004 ... Rushed for 1,866 yards and 17 touchdowns as a senior ... Also had 80 tackles, five interceptions and two blocked punts during senior season ... Finished career with over 3,593 yards rushing ... Also lettered twice in baseball and once in basketball.

**Personal:** Matthew S. Reidy ... Born 1/8/87 in Shady Grove, MD ... Son of Denny and Sue Reidy ... Plans to pursue a degree in business.

**THEACC.COM**  
Official Web site of the ACC



# 70 Sergio Render

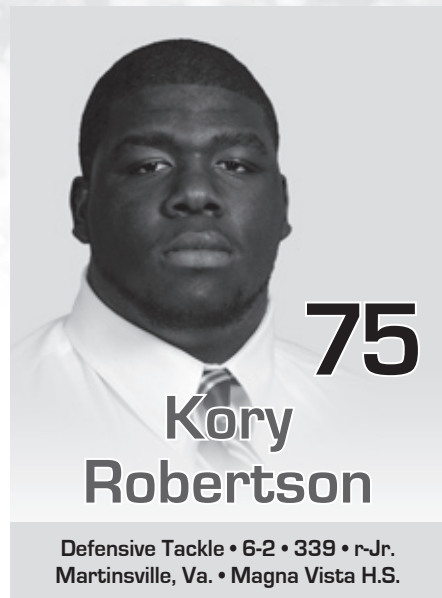
Offensive Guard • 6-3 • 328 • Fr.  
Newnan, Ga. • Newnan H.S.

A gifted freshman who could make a significant impact along the offensive line this fall ... Joined the team in January and was named the Hokies' top offensive newcomer following spring practice ... Suffered through some growing pains, but finished the spring on top of the depth chart at right guard ... Will have to battle to retain that spot when practice resumes ... Possesses a good combination of size and strength ... Plays physical and has good feet ... Was picked the preseason ACC Offensive Newcomer of the Year by *The Sporting News* ... Has a chance to be a special player.

**2005:** Entered school for the second semester ... Went through off-season program ... Turned in a 430-pound bench press, third best on the entire squad ... Added a 550-pound back squat and 334-pound push jerk on the way to Iron Hokie honors ... Worked at right guard during spring practice and earned the Paul Torgersen Award as the top offensive newcomer during the spring.

**High School:** A two-way lineman for Coach Robert Herring at Newnan High ... Graded out at 85 percent in his blocking assignments and recorded over 100 pancake blocks the past two seasons ... A two-time all-area honoree ... Helped his team to a 12-2 record and place in the state playoffs his junior year ... Played in the Georgia North-South All-Star game ... Rated as the No. 7 center in the nation and the No. 27 player in Georgia by rivals.com ... Ranked the No. 67 offensive lineman in the nation and the No. 22 player in the state of Georgia by scout.com ... Ranked the No. 41 player in the state of Georgia by *SuperPrep* ... Rated the No. 91 player in the Southeast Region by *Tom Lemming's Prep Football Report* Named to *PrepStar's* postseason All-Southeast Region team ... Competed as a heavyweight on the school's weight lifting team ... Helped the school to a state title ... Was also a weight man on the track team.

**Personal:** Sergio Orlando Render ... Born 9/13/86 in LaGrange, GA ... Lives with his aunt and uncle, Kerri and Eric Geter ... Enrolled in university studies.



# 75 Kory Robertson

Defensive Tackle • 6-2 • 339 • r-Jr.  
Martinsville, Va. • Magna Vista H.S.


A talented lineman who is extremely good when he turns it on ... Is finally showing signs he may be ready to "turn it on" on a consistent basis ... Played with more consistency during spring practice and put himself in the mix for a starting job at tackle ... Has always had the physical ability, but not the focus ... Is maturing and starting to put it all together on the field ... Has great quickness and change of direction ... An Iron Hokie in the weight room ... Can make things happen inside when he puts his mind to it ... Backed up at both defensive tackle positions last season, seeing

action in 11 of the team's 13 games ... Can be a special player if he puts his mind to it.

**2005:** Played in 11 games ... Was in on a tackle behind the line in the opening game at NCSU ... Made two solo tackles in the Georgia Tech game ... Had quarterback hurries against NC State and Ohio ... Was in for 20 plays against Marshall ... Had a tackle and a QB hurry ... Saw limited action against Maryland and Boston College ... Turned in a quarterback hurry at Virginia ... Played briefly against UNC ... Finished the season with five tackles and four quarterback hurries ... Also shared a sack ... Set a Tech record in the power clean with a lift of 400-pounds during spring testing ... Also bench pressed 370 pounds on the way to Iron Hokie honors ... Was in on a pair of tackles during the spring Maroon-White game, including one behind the line ... Won the Richard Bullock Award as the most improved defensive player during spring workouts.

**2004:** Played in five games, recording four tackles ... Played two snaps in the opener against USC, recording an assisted tackle ... Played 32 snaps on defense against FAMU, picking up a solo tackle ... Posted a 350-pound bench, a 625-pound back squat, a 326-pound power clean and a 351-pound push jerk in spring testing.

**2003:** Spent a redshirt year at defensive tackle ... Was slowed much of the fall by a shoulder injury ... Had a 500-pound back squat during spring max testing ... Was in on two tackles during the 2004 Maroon-White game, including one behind the line of scrimmage.




Kory Robertson

**High School:** A first-team selection to the Group AA Coaches all-state team at the defensive tackle position and a second-team selection as an offensive lineman ... Was also a 2002 AA first-team all-state selection by The Associated Press as a defensive lineman ... Named a 2002 honorable mention all-region selection by *PrepStar* as a defensive lineman ... Recorded 75 tackles, 11 sacks and two fumble recoveries during his senior season for Coach Joe Beckelheimer at Magna Vista ... Played several positions along both the offensive and defensive lines during his career ... Named first-team all-district on both offense and defense as a senior ... Won the 2002 Lee Cook Lineman of the Year Award ... Registered 62 tackles and seven sacks as a junior ... Had four tackles behind the line in an upset win over Martinsville in the 2001 Region IV semifinals ... Ranked the No. 16 player in Virginia by *The Roanoke Times* ... Ranked the No. 11 player in Virginia by *SuperPrep* ... No. 50 on Tom Lemming's All-Mid Atlantic team ... Also lettered in basketball and track.

**Personal:** Kory Waurez Robertson ... Born 12/12/84 in Atlanta, GA ... Son of John Robertson and Sharon Pittman ... Has lived with his grandparents, John and Mary Robertson, since the age of 5 ... Enrolled in apparel, housing and resource management.

| Tackles | G  | UT | AT | Tot. | Loss   | Sacks |
|---------|----|----|----|------|--------|-------|
| 2004    | 5  | 1  | 3  | 4    | 0- 0   | 0- 0  |
| 2005    | 11 | 2  | 3  | 5    | 0.5- 1 | 0- 0  |
| Career  | 16 | 3  | 6  | 9    | 0.5- 1 | 0- 0  |



Took on more of a leadership role during the spring and is expected to be one of the key players on the 2006 team ... Is ranked the No. 3 strong safety in the nation by *The Sporting News*, which also selected him a first-team preseason All-ACC player ... Made an impact as the Hokies' starting rover last fall ... Ranked third on the team in tackles with 77 ... Led the squad in interceptions with four ... Preserved Tech's opening-game win at NC State with a last-second pick ... Had 13 tackles against No. 5 Miami ... A hard hitter with great range and speed ... Improved on

reading his keys during the spring, which allows him to play even faster ... A good tackler who excels in run support ... Has also become a good pass defender ... Mixes good football instincts with big-play ability ... Has come into his own as a player and a person.

**2005:** The starter in every game at rover ... Was named the ACC Defensive Back of the Week after intercepting two passes and causing a fumble in the opening game against NC State ... Also had eight tackles and broke up two other passes in that game ... Turned in three tackles and broke up a pass at Duke ... Recovered a fumble that set up a touchdown and posted three tackles against West Virginia ... Had four tackles, including one for a loss, versus Marshall ... Posted a tackle for loss and five total tackles at Maryland ... Led the team with 13 tackles versus Miami ... Also broke up a pass in that game ... Picked off two passes against Virginia ... Also had eight tackles, one for a loss, in that game ... Had 10 tackles and broke up a pass against North Carolina ... Added 10 more tackles in the FSU game ... Had four tackles against Louisville in the Gator Bowl ... Finished the season with 77 total tackles to go with 4.5 TFL, four interceptions and five pass breakups ... Had a sack and two tackles during the first scrimmage of the spring ... Contributed three tackles during the Maroon-White game ... Won the President's Award for the defensive player who showed the most outstanding leadership during off-season program and spring practice.

**2004:** Saw action in all 13 games, recording 16 solo stops and 21 assists ... Was in for 284 defensive plays and 50 on special teams in the regular season ... Included in those 37 stops were 2.5 tackles for loss ... Also had one forced fumble ... Played 36 snaps on defense against WMU, recording two solo tackles, an assist and a forced fumble ... Had five total tackles against Duke ... Was in on five tackles, including .5 for loss, against NC State ... Had four tackles, including one for a loss, in the win over Maryland ... Had five tackles in the Sugar Bowl against Auburn ... Scored the spring game's lone touchdown on a 29-yard interception return of a Sean Glennon pass in the second half ... Posted a 550-pound back squat, a 300-pound push jerk, a 35 1/2-inch vertical jump and a 4.44 40-yard dash in spring testing.

**2003:** Played in all 13 games, starting one ... Named to the 2003 Rivals.com Freshman All-America football team as an honorable mention selection ... Made his first collegiate start against James Madison ... Played 39 defensive plays and three on special teams against the Dukes, registering four solo tackles, seven assists and a forced fumble ... Was in on four tackles, including one behind the line,



against Cal in the Insight Bowl ... Also broke up two passes in that game ... Had a 460-pound back squat during spring testing ... Missed the 2004 spring game due to a sprained left knee.

**2002:** Spent the fall working at whip linebacker while taking a redshirt year ... Had a 400-pound back squat during spring max testing ... Turned in a 4.44 clocking in the forty ... Contributed a quarterback sack and three total tackles during the Maroon-White game ... Also broke up a pass.

**High School:** A *PrepStar* All-American who was named the defensive player of the year in the Beach District as a senior ... Saw action as a wide receiver, safety, linebacker, running back and cornerback during his varsity career for coaches Sam Scarborough and Frank Webster at First Colonial ... Posted 85 tackles in 2001, including a pair of sacks ... Intercepted five passes, recovered three fumbles and blocked three kicks ... Caught 13 passes for 390 yards and four TDs as a receiver ... Registered 11 solo tackles and scored a touchdown against Princess Anne his senior year ... Was first-team all-district, all-Tidewater and all-region as a senior ... Named first-team Group AAA by The Associated Press and second-team by the state coaches as a defensive back ... Ranked the No. 32 safety in the nation by *Rivals* ... Rated the No. 9 defensive back in the Atlantic Region by *PrepStar* ... Listed as the No. 79 player in the Mid-Atlantic Region by *Tom Lemming's Prep Football Report* ... Ranked the No. 24 player in Virginia by *SuperPrep* and the No. 24 player by *The Roanoke Times* ... Finished his junior season with 71 tackles, eight sacks and three interceptions ... Posted a game-saving interception against Ocean Lakes ... Named first-team all-district and second-team all-Tidewater ... Blocked a school-record eight kicks during his career ... Had 176 career tackles and nine interceptions ... Also lettered in basketball.

**Personal:** Aaron Roosevelt Rouse ... Born 1/8/84 in Norfolk, VA ... Son of Nadine Rouse ... Majoring in sociology.

| Tackles | G  | UT | AT | Tot. | Loss     | Sacks |
|---------|----|----|----|------|----------|-------|
| 2003    | 13 | 19 | 27 | 46   | 3.0- 8   | 0- 0  |
| 2004    | 13 | 16 | 21 | 37   | 2.5- 15  | 0- 0  |
| 2005    | 13 | 35 | 42 | 77   | 4.5- 7   | 0- 0  |
| Career  | 39 | 70 | 90 | 160  | 10.0- 30 | 0- 0  |

| 2005 Tackles Game-by-Game |   |   |   |    |        |      |
|---------------------------|---|---|---|----|--------|------|
| at NCSU                   | 1 | 4 | 4 | 8  | 0- 0   | 0- 0 |
| at Duke                   | 1 | 2 | 1 | 3  | 0- 0   | 0- 0 |
| OHIO                      | 1 | 2 | 1 | 3  | 0.5- 1 | 0- 0 |
| GT                        | 1 | 1 | 1 | 2  | 0- 0   | 0- 0 |
| at WVU                    | 1 | 2 | 1 | 3  | 0- 0   | 0- 0 |
| MU                        | 1 | 1 | 3 | 4  | 0.5- 2 | 0- 0 |
| at MD                     | 1 | 3 | 2 | 5  | 1- 1   | 0- 0 |
| BC                        | 1 | 2 | 2 | 4  | 0- 0   | 0- 0 |
| UM                        | 1 | 4 | 9 | 13 | 0- 0   | 0- 0 |
| at UVa                    | 1 | 5 | 3 | 8  | 1- 1   | 0- 0 |
| UNC                       | 1 | 4 | 6 | 10 | 0.5- 1 | 0- 0 |
| FSU                       | 1 | 2 | 8 | 10 | 4.5- 7 | 0- 0 |
| UL                        | 1 | 3 | 1 | 4  | 0- 0   | 0- 0 |



## Eddie Royal

Flanker • 5-10 • 178 • Jr.  
Herndon, Va. • Westfield H.S.

A versatile player who gives the Hokies a big-play threat in several phases of the game ... Is one of the team's most dangerous receivers ... Has run for two career touchdowns on reverses ... Led the squad in punt and kickoff returns last fall ... Was third on the team in receptions after leading the Hokies as a freshman in 2004 ... Combines great hands with a knack for picking up extra yards after a catch ... A Super Iron Hokie in the weight room who has bench pressed 380 pounds ... Has excellent athletic ability and speed to go with football savvy ... Was a consistent performer during the spring ... Moved into the starting lineup as a true freshman in 2004 ... Named a second-team freshman All-American by Rivals.com ... Missed 2005 spring practice with compartment syndrome in his left leg, but returned to start every game last season at flanker ... A key figure in Tech's offensive plans.

**2005:** Was third on the team in receptions with 27 for 315 yards and two touchdowns ... Carried the football 10 times for 79 yards and a TD ... Averaged 8.2 yards on punt returns and 20.9 yards on kickoff returns ... Broke his own position record for the bench press with a lift of 380 when the players returned in August ... Returned a punt 19 yards against NC State in the season opener ... Caught a pass for an 18-yard gain in the Duke game ... Posted two catches for 44 yards against Georgia Tech ... Also had a 36-yard kickoff return and four punt returns for 35 yards in that game ... Tied a career-high with six catches at West Virginia, including a 15-yarder for a TD ... Also had 20 yards rushing on a pair of reverses ... Caught three passes for 34 yards in win over Marshall ... Had two punt returns for 38 yards and two kickoff returns for 43 at Maryland ... Also had three receptions for 33 yards and a rush for 8 yards ... Scored on a 15-yard reverse in the BC game ... Returned the opening kickoff against Miami, but was sidelined the rest of the game by a hamstring injury ... Caught three passes at Virginia for 47 yards and a touchdown ... Hauled in four passes for 43 yards against FSU ... Caught two passes against Louisville in the

Gator Bowl ... Gained Super Iron Hokie honors during spring max tests ... Had a personal-best 450-pound back squat and a 39-inch vertical jump ... Also turned in the best 40 time at 4.22 ... Hauled in three passes for 52 yards in Tech's second spring scrimmage ... Scored the first touchdown of the Maroon-White game on a 4-yard reverse ... Had one catch in the game for 12 yards and two punt returns for 26 yards.

**2004:** Led the team with 28 catches for 470 yards and three touchdowns ... Also averaged 28.8 on kick returns and 11.0 on punt returns ... Saw action on 328 snaps on offense and 85 on special teams in the regular season ... Got his first collegiate start against Western Michigan ... Scored the game's first touchdown on an 11-yard reverse ... Later scored on a 35-yard touchdown pass ... Had a big day returning punts against NC State ... Had a long of 58 yards ... Finished with 107 yards on three returns ... Also caught two passes for 47 yards ... Caught an 8-yard pass on Tech's first offensive possession against WVU, but suffered a slight concussion on that play ... Missed the rest of the first half ... Returned in the second half to catch five passes for 37 yards ... Finished the game with a career-high six receptions for 45 yards ... Missed the FAMU game due to an illness ... Started at Georgia Tech and scored on a big 80-yard touchdown catch-and-run ... The 80-yard score was the longest by a Tech freshman since freshmen were eligible to play in 1972 ... Finished the game with three catches for 91 yards ... Did suffer a fumble on a kickoff return ... Had four catches for 84 yards, as well as a 25-yard kickoff return, at North Carolina ... Caught two passes for 44 yards, including the game-winning, 39-yard touchdown pass in the fourth quarter, at Miami ... Had an 18-yard punt return to set up that drive ... Had a 48-yard kickoff return in the Sugar Bowl against Auburn ... Set a position record in the bench press with a 365-pound mark.

**High School:** Named the Mid-Atlantic Offensive Player of the Year by *SuperPrep* ... Selected the Group AAA player of the year by The Associated Press ... Was *The Washington Post* All-Metro Offensive Player of the Year ... Earned both *SuperPrep* and *PrepStar* All-America honors following his senior season for Coach Tom Verbanic ... Teamed with fellow Tech signee Sean Glennon to lead his team to the Group AAA Division 6 championship with a 14-0 record ... Had 41 pass receptions for 875 yards and 11 touchdowns ... Contributed a 47-yard punt return for a touchdown and a 1-yard TD run on a reverse in the state title game ... Hauled in 48 passes as a junior for 905 yards and 11 touchdowns ... Scored 10 TDs on kick returns during his career ... Rated the No. 1 player in Virginia by *SuperPrep* and the No. 2 player by *The Roanoke Times* ... Ranked the No. 13 wide receiver in the nation by Rivals ... Was picked first-team all-state by the state coaches as a receiver and kick returner.

**Personal:** William Edward Royal ... Born 5/21/86 in Alexandria, VA ... Son of Pearl Royal ... Majoring in sociology.

| Receiving | G  | No. | Yds. | Avg. | TD | LG |
|-----------|----|-----|------|------|----|----|
| 2004      | 12 | 28  | 470  | 16.8 | 3  | 80 |
| 2005      | 13 | 27  | 315  | 11.7 | 2  | 42 |
| Career    | 25 | 55  | 785  | 14.3 | 5  | 80 |

| 2005 Receiving Game-by-Game |   |   |    |      |   |    |
|-----------------------------|---|---|----|------|---|----|
| at NCSU                     | 1 | 1 | -3 |      | 0 | 0  |
| at Duke                     | 1 | 1 | 18 | 18.0 | 0 | 18 |
| OHIO                        | 1 | 0 | 0  | 0.0  | 0 | 0  |
| GT                          | 1 | 2 | 44 | 22.0 | 0 | 42 |
| at WVU                      | 1 | 6 | 71 | 11.8 | 1 | 15 |
| MU                          | 1 | 3 | 34 | 11.3 | 0 | 13 |
| at MD                       | 1 | 3 | 33 | 11.0 | 0 | 15 |
| BC                          | 1 | 2 | 27 | 13.5 | 0 | 15 |
| UM                          | 1 | 0 | 0  | 0.0  | 0 | 0  |
| at UVa                      | 1 | 3 | 47 | 15.7 | 1 | 24 |
| UNC                         | 1 | 0 | 0  | 0.0  | 0 | 0  |
| FSU                         | 1 | 4 | 43 | 10.8 | 0 | 18 |
| UL                          | 1 | 2 | 1  | 0.5  | 0 | 3  |

| Rushing | G  | No. | Yds. | Avg. | TD | LG |
|---------|----|-----|------|------|----|----|
| 2004    | 12 | 1   | 11   | 11.0 | 1  | 11 |
| 2005    | 13 | 10  | 79   | 7.9  | 1  | 17 |
| Career  | 25 | 11  | 90   | 8.2  | 2  | 17 |

| K.O. Ret. | G  | No. | Yds. | Avg. | TD | LG |
|-----------|----|-----|------|------|----|----|
| 2004      | 12 | 12  | 346  | 28.8 | 0  | 48 |
| 2005      | 13 | 14  | 283  | 20.9 | 0  | 36 |
| Career    | 25 | 26  | 629  | 24.2 | 0  | 48 |

| Punt Ret. | G  | No. | Yds. | Avg. | TD | LG |
|-----------|----|-----|------|------|----|----|
| 2004      | 12 | 25  | 274  | 11.0 | 0  | 58 |
| 2005      | 13 | 32  | 263  | 8.2  | 0  | 29 |
| Career    | 25 | 57  | 537  | 9.4  | 0  | 58 |



## Nic Schmitt

Punter • 6-2 • 273 • r-Sr.  
Salem, Va. • Salem H.S.

One of the nation's top punters ... Selected to the preseason *Playboy* All-America team ... Was one of 10 semifinalists for the Ray Guy Award last fall ... Was a big weapon in the field position battle for the Hokies in 2005 ... Ranked third in the ACC with a 43.2-yard average ... His average was the second-highest single-season average in school history ... Became just the fifth Tech punter since 1950 to finish a season with an average of 42 yards or more ... A Super Iron Hokie in the weight room ... Serves as the holder for field goals and PATs ... An extremely valuable member of Tech's special teams.

**2005:** Averaged 43.2 yards per punt on 52 kicks ... Placed 15 kicks inside the opponents' 20-yard line ... Did not have a kick blocked during the season ... Averaged 45.7 yards on six kicks in the opening game at NCSU ... Put three of those kicks inside the 20 ... Had a punt of 61 yards against Georgia Tech ...



Posted a 49.2 average on six kicks against the Yellow Jackets ... Hit a career-long punt of 65 yards against Marshall ... Averaged 50.3 yards on three kicks in the UNC game earning ACC Specialist of the Week honors ... Punted six times in the Gator Bowl for an average of 50 yards with a long of 54 yards ... Earned Super Iron Hokie honors during the off-season program ... Punted once in the spring Maroon-White game for 46 yards.

**2004:** Saw his first action of the year against Florida A&M, making both of his PATs ... Had a 43-yard punt in the win over Maryland ... Kicked off once in the Sugar Bowl ... Punted seven times for an average of 42.0 yards with a long of 55 yards and three downed inside the 20-yard line in the Maroon-White game ... Given the Dr. Richard Bullock Award, awarded to the most improved player, following spring practice ... Set a new position record in both the push jerk (360) and power clean (360) ... Power clean mark was the ninth-best in program history ... Also recorded a 390-pound bench and a 605-pound back squat in spring testing.

**2003:** Was redshirted during the fall while concentrating on his punting ... Won Super Iron Hokie honors in the weight room during the preseason and in the spring ... Set position marks for a specialist with a 604-pound squat, a 316-pound power clean and a 341-pound push jerk ... Had a 62-yard punt and booted a 22-yard field goal during Tech's final spring scrimmage ... Averaged 52.6 yards on five punts during the spring game with a long of 60 ... Put two of his kickoffs through the end zone.

**2002:** Dressed for the first three games, but did not play ... Was forced into action for the Boston College game when Carter Warley was sidelined with a back problem ... Kicked off twice in the first half against the Eagles ... Was successful on his four extra points, but barely missed his lone field goal attempt, a 41-yarder ... Was successful on all five extra points against Rutgers, but missed his lone field goal attempt, a 36-yarder ... Connected on his first collegiate field goal against Temple, a 21-yard attempt ... Later made a 22-yard kick ... Missed from 42 yards out, but made both of his extra points ... Was 3-for-3 on PATs against Pittsburgh, but missed a 42-yard field goal in the fourth quarter ... Earned Super Iron Hokie honors during the off-season with a 340-pound bench press and 530-pound back squat.

**High School:** An all-state kicker who scored 223 points during his three varsity seasons for Coach Willis White at Salem High ... Connected on 8-of-12 field goals as a senior and made all 30 of his extra point attempts ... Was 40-of-41 on extra points his junior season ... Also made 15-of-19 field goals that season ... Kicked the game-winning extra point in the 1999 Group AA championship game ... Made 127 of 128 PAT kicks during his career and was 32-for-43 on field goal attempts ... His longest field goal in a game was 48 yards ... Averaged 39 yards as a punter his senior season and 38 as a junior ... Set school records for most points, most extra points and most field goals ... Also saw action as a defensive back and a receiver ... Intercepted three passes his senior season and

six his junior year ... Selected second-team all-state as a kicker by both The Associated Press and the state coaches his senior year ... Was also an all-state pick as a junior ... Named All-Blue Ridge District and All-Region III ... An All-Timesland pick by *The Roanoke Times* ... Earned All-America honors from *PrepStar*, which ranked him the No. 2 kicker/punter in the Atlantic Region ... Listed the No. 29 prospect in Virginia by *The Roanoke Times* and the No. 34 player in the state by *SuperPrep* ... Lettered three years in soccer, winning honorable mention all-state recognition.

**Personal:** Nicolas James Schmitt ... Born 1/5/84 in Springfield, MO ... Son of Rick and Bonnie Schmitt ... Majoring in sociology.

| Scoring | G | EP- | A  | FGM -A | LG | TP |
|---------|---|-----|----|--------|----|----|
| 2002    | 5 | 14- | 14 | 2- 6   | 22 | 20 |
| 2004    | 3 | 2-  | 2  | 0- 0   | 0  | 2  |
| Career  | 8 | 16- | 16 | 2- 6   | 22 | 22 |

| Field Goals | 10-29 yds | 30-39 | 40-49 | 50+ |
|-------------|-----------|-------|-------|-----|
| 2002        | 2-2       | 0-1   | 0-3   | 0-0 |

| Punting | G  | No. | Yds. | Avg. | LG | I20 |
|---------|----|-----|------|------|----|-----|
| 2004    | 3  | 1   | 43   | 43.0 | 43 | 0   |
| 2005    | 13 | 52  | 2244 | 43.2 | 65 | 15  |
| Career  | 16 | 53  | 2287 | 43.2 | 65 | 15  |

| 2005 Punting Game-by-Game |   |   |     |      |    |   |
|---------------------------|---|---|-----|------|----|---|
| at NCSU                   | 1 | 6 | 274 | 45.7 | 59 | 3 |
| at Duke                   | 1 | 3 | 93  | 31.0 | 33 | 3 |
| OHIO                      | 1 | 4 | 166 | 41.5 | 50 | 0 |
| GT                        | 1 | 6 | 295 | 49.2 | 61 | 1 |
| at WVU                    | 1 | 3 | 107 | 35.7 | 43 | 0 |
| MU                        | 1 | 2 | 104 | 52.0 | 65 | 2 |
| at MD                     | 1 | 2 | 86  | 43.0 | 60 | 0 |
| BC                        | 1 | 4 | 154 | 38.5 | 48 | 1 |
| UM                        | 1 | 4 | 146 | 36.5 | 46 | 1 |
| at UVa                    | 1 | 2 | 76  | 38.0 | 41 | 1 |
| UNC                       | 1 | 3 | 151 | 50.3 | 54 | 1 |
| FSU                       | 1 | 7 | 292 | 41.7 | 55 | 1 |
| UL                        | 1 | 6 | 300 | 50.0 | 54 | 1 |

one of the guard spots when practice resumes in August.

**2005:** Saw limited action in six games at center ... Was in for 17 plays at center against Duke and had a knockdown block ... Got 13 plays against Ohio and 15 versus Georgia Tech ... Saw action on seven snaps against Marshall ... Got 10 snaps in the Virginia game and saw limited action against UNC ... Earned Iron Hokie honors during the off-season ... Posted a personal-best 620-pound back squat, which was third-best on the team ... Continued to work at center during spring drills ... Won the Richard Bullock Award as the most improved offensive player.

**2004:** Was redshirted ... Given the Paul Torgersen Award, awarded to the top newcomer, following spring practice ... Posted a 300-pound push jerk and a 550-pound back squat in spring testing.

**High School:** Played center and defensive end two seasons for Coach Mickey Sullivan at Fork Union after transferring from Fluvanna High School ... Earned all-prep, all-Central Virginia and all-state honors his junior and senior years at FUMA ... Was named second-team all-district following his sophomore season at Fluvanna ... Helped FUMA to the VISFA state championship in 2002 ... Contributed 76 tackles on defense his senior season ... Registered 10 sacks, two fumble recoveries and blocked a punt ... Turned in 56 tackles and six sacks as a junior ... Returned a fumble 61 yards for a touchdown that season ... Ranked the No. 22 player in the state by *The Roanoke Times* ... Listed as the state's No. 24 prospect by *SuperPrep* ... Lettered two years in basketball and one in baseball ... A member of the National Honor Society.

**Personal:** John Ryan Shuman ... Born 7/8/86 in Charlottesville, VA ... Son of John and Patricia Shuman ... His dad, John, is the head coach of the postgraduate football team at Fork Union Military Academy ... Enrolled in apparel, housing and resource management.



**58**  
**Ryan Shuman**  
Guard/Center • 6-3 • 307 • r-So.  
Fork Union, Va. • Fork Union M.A.

A key figure in Tech's plans to solidify the offensive line ... Really came into his own during the spring when he was asked to handle the center duties in the absence of injured starter Danny McGrath ... Stepped right in and took control ... Was named the team's most improved offensive player ... A tough guy who plays hard ... Is taking full advantage of the strength and conditioning program ... Will benefit from his exposure to the system last season ... Is expected to step in and start at



**Watson Stelly**  
Defensive Tackle • 6-1 • 287 • Jr.  
Richmond, Va. • Benedictine H.S. • Hargrave

A competitor who works hard and can always be counted on for top effort ... Has contributed on the scout and jayvee teams each of his first two seasons ... Shows the desire

## STELLY, *Continued*

coaches like ... Joined the team as a walk-on ... Has taken advantage of the strength and conditioning program ... Could help add depth at the defensive tackle position.


**2005:** Played on the scout and jayvee teams ... Contributed two tackles, a tackle for loss and fumble recovery in a jayvee win over Fork Union ... His 10-yard sprint time of 1.74 during spring testing was the third-best among offensive linemen.

**2004:** Saw action for the jayvee team ... Worked as an end during the fall and a tackle in the spring ... Turned in a 550-pound back squat during spring testing.

**Prep School:** Played fullback for Coach Robert Prunty at Hargrave ... Caught two passes for 20 yards in five games before missing remainder of the season due to illness.

**High School:** Played linebacker for Coach Gene Smith at Benedictine ... High school won the 2000 and 2001 independent class III state championships ... As a senior, totaled 110 tackles and 10 sacks, while recovering three fumbles ... His junior season, totaled over 100 tackles and eight sacks along with a blocked field goal ... Also lettered in track and field.

**Personal:** Albert Watson Stelly ... Born 5/12/85 in Richmond, VA ... Son of Tony and Pratt Stelly ... Majoring in interdisciplinary studies.



**45**  
**Purnell Sturdivant**  
Linebacker • 5-9 • 221 • r-So.  
Norfolk, Va. • Lake Taylor H.S.

An explosive player whose continued development is important to the defense ... Made marked improvement during the second half of the 2005 season ... Picked up where he left off during the first week of spring practice ... Was sidelined the rest of the spring while battling mononucleosis ... Has outstanding strength to go with good speed and athleticism ... Spent last season working at the backer position, but made an impact as a starter on special teams ... Was one of the team's top tacklers on kickoff returns ... Has a chance to

be the No. 2 man at backer ... Needs to have a great summer to get himself caught up both physically and mentally.

**2005:** Playing time was limited to special teams ... Practiced at the backer position ... Started every game on the kickoff team ... Had one tackle each against NCSU, Ohio, Georgia Tech, Virginia and UNC ... Posted four tackles in the ACC Championship game against Florida State ... Finished the season with nine total tackles ... Earned Iron Hokie recognition during the off-season ... Improved in all four major lifts, including a 580-pound back squat ... Also posted a 38 1/2-inch vertical jump, which was the third-best on the team ... Missed most of spring practice while battling mono.


**2004:** Was redshirted while working with the scout team ... Practiced at rover, but was moved to the backer linebacker spot in the spring ... Posted a 530-pound back squat, a 294-pound push jerk and a 37 1/2-inch vertical jump in spring testing.

**High School:** A two-way player who was named All-Eastern District and All-Eastern Region as both a linebacker and running back


... Rushed for 1,359 yards and 15 touchdowns as a senior ... Racked up 97 tackles, four sacks and three interceptions from his linebacker spot ... Named the Eastern Region Defensive Player of the Year as a junior and senior ... Earned Eastern District Player of the Year award in 2003 ... Gained 603 yards on 106 carries his junior year, scoring 10 touchdowns ... Helped his team to the state playoffs three consecutive seasons ... A second-team Group AAA all-state pick by AP as a senior ... First-team All-Tidewater linebacker by the *Norfolk Virginian-Pilot* ... Rated the No. 13 prospect in the state by both *SuperPrep* and *The Roanoke Times* ... Named All-Atlantic region by *PrepStar* ... Competed in the long jump, shot put, 200 meters and 4x100 relay as a member of the track team.

**Personal:** Purnell Joshua Sturdivant ... Born 3/19/86 in Norfolk, VA ... Son of Purnell and Terry Sturdivant ... Enrolled in apparel, housing and resource management.

| Tackles | G  | UT | AT | Tot. | Loss | Sacks |
|---------|----|----|----|------|------|-------|
| 2005    | 13 | 4  | 5  | 9    | 0- 0 | 0- 0  |



Purnell Sturdivant



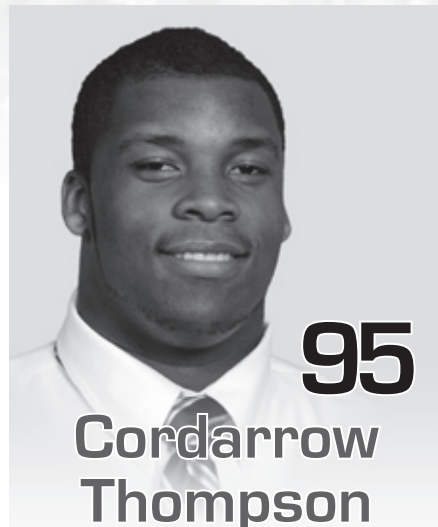
**56**  
**Demetrius Taylor**  
 Linebacker • 6-1 • 239 • r-Fr.  
 Virginia Beach, Va. • Kellam H.S.

A strong, young player with the ability to be a good linebacker ... Showed flashes of that ability while redshirting last season, but has yet to display it consistently ... Has a tremendous upside ... Works hard, runs well and plays physical ... A standout in the strength and conditioning program ... Should continue to improve with added reps ... The key is having a great summer and a good early preseason camp to see what his role will be on this year's team ... Is likely to begin as a special teams player and a backup at the mike linebacker position.

**2005:** Was redshirted while working at the mike linebacker position ... Gained Super Iron Hokie honors during the off-season ... Bench pressed 400 pounds and turned in the fifth-best push press on the team at 346 pounds ... Had a back squat of 570 pounds to go with a 36 1/2-inch vertical jump.

**High School:** Averaged more than 10 tackles per game as a senior linebacker for Coach Chris DeWitt at Kellam ... Forced five fumbles, recovered two fumbles and intercepted a pass ... Also played tailback and rushed for 927 yards and 20 touchdowns ... Helped the team to an 8-2 record on the way to first-team All-Beach District honors as both a linebacker and running back ... Named to the Virginia All-Group AAA first-team all-state team by the Associated Press as a linebacker ... Named to the AAA all-state second team as a linebacker by the VHSCA ... Named a first-team All-Tidewater selection by *The Norfolk Virginian-Pilot* ... Ranked the No. 20 player in the state by *The Roanoke Times* ... Ranked the No. 38 inside linebacker in the nation and the No. 16 player in the state by rivals.com ... Ranked the No. 19 player in the state of Virginia by *SuperPrep* ... Ranked the No. 20 player in the state by scout.com ... Rated the No. 40 player in the Mid-Atlantic Coast by *Tom Lemming's Prep Football Report* ... Named to *PrepStar's* postseason All-Atlantic Region team ... A sprinter on the track team.

**Personal:** Demetrius A. Taylor ... Born 11/22/86 in Jacksonville, FL ... Son of Demetrius and Charmaine Taylor ... Enrolled in university studies.



**95**  
**Cordarrow Thompson**  
 Defensive Tackle • 6-2 • 316 • r-Fr.  
 Stafford, Va. • North Stafford H.S.

Will compete for a spot in the defensive tackle rotation when practice opens in August ... Reported overweight in the fall, then caught the coaches' eye with his commitment, by losing much of that weight to get into better playing shape ... Has some quickness and play making ability ... Must continue to work hard in the strength and conditioning program ... Is still maturing mentally and physically ... Needs to focus on his assignments ... Should get better and better as he gains added reps at the position ... His summer preparation will be extremely important ... Has the ability to help the Hokies.

**2005:** Worked at the tackle position while redshirting ... Had a 351-pound power clean during scout team max in the fall ... Registered three tackles and a pair of sacks during the Hokies' first scrimmage of the spring.

**High School:** Had over 100 tackles, including 43 for loss and nine sacks during his final season for Coach Eric Cooke at North Stafford ... Helped team to the Virginia AAA Group 5 title game ... Also had a strong junior year from his nose guard position, finishing with 64 tackles, including 16 for loss and five sacks, and two blocked field goals ... Scored two touchdowns as a fullback in goal-line situations ... Named the Defensive Player of the Year by *The Washington Post*, as well as first-team All-Met ... Named first-team all-state by both the Associated Press and the VHSCA ... Named the Defensive Player of the Year in both the Commonwealth District and the Northwestern Region Led his team to the Virginia AAA Group 5 championship game ... Ranked the No. 18 player in the state by *The Roanoke Times* ... Named to *PrepStar's* postseason All-Atlantic Region team.

**Personal:** Cordarrow Eugene Thompson ... Born 10/2/87 in Fairfax, VA ... Son of Eugene and Wanda Thompson ... Enrolled in university studies.



**14**  
**Grant Throckmorton**  
 Quarterback • 6-3 • 213 • r-Jr.  
 Wytheville, Va. • George Wythe H.S.

An unselfish player whose importance to the team is not always reflected on the field ... Quarterbacked on the scout and jayvee teams last year, and also saw brief action in a varsity game ... Serves as a backup holder ... A potential candidate for personal protector on the punt team ... Helps signal in plays from the sidelines ... A former Tech baseball player who joined the football squad as a walk-on ... Came from a high school program that didn't throw the ball a lot, yet he has solid passing ability ... A team-first player with leadership skills ... Will fill a variety of roles again this fall.

**2005:** Saw action in one game, coming on the road against Duke ... Went in for the final drive at quarterback ... Was 2-for-5 passing for 14 yards in first spring scrimmage.

**2004:** Joined the team, but didn't dress or play in any varsity games ... Recorded a 350-pound back squat in spring max testing.

**2003:** Made the Tech baseball team as a walk-on pitcher and was redshirted.

**High School:** Played quarterback, defensive end, punter and kicker for Coach Donnie Pruitt at George Wythe ... Was a first team all-state punter and first team all-district kicker as a senior ... Named second team all-district quarterback ... Led team to Class A state championships in 2002 and a 13-1 record ... Also helped basketball team to a final four appearance in 2003 under Coach Al Copenhaver ... For his career, totaled 2,672 yards passing and 40 touchdowns ... Finished 60-for-65 on extra points, 8-of-12 field goals, with a longest of 47 yards his senior season ... Holds his high school single-season records for most touchdowns (19), passing yards (1,222), pass attempts (168) and longest TD pass (79 yards) ... Played shortstop, pitcher and catcher for his high school baseball team.

# THROCKMORTON,

Continued

**Personal:** Grant Campbell Throckmorton ... Born 10/27/84 in Roanoke, VA ... Son of Dennis and Missy Throckmorton ... Both his father, Dennis, and brother, Cole, graduated from Virginia Tech ... Majoring in human nutrition, foods and exercise.



**Matt Tilley**

**Defensive End • 6-2 • 257 • So.**  
Pulaski, Va. • Pulaski County H.S.

A smart player who joined the team as a walk-on last year ... Played in the jayvee games during the fall ... Got a lot of reps at end during spring practice ... A valuable contributor on the scout team.

**2005:** Joined the team when school started and worked at the stud end position ... Played in Tech's two jayvee games and also worked on the scout squad ... Contributed a pair of tackles in a jayvee win over Fork Union ... Moved to the end position in the spring ... Had two tackles in Tech's first spring scrimmage ... Was in on two tackles, including a sack in the Maroon-White game.

**High School:** Lettered three years for Coach Joel Hicks at Pulaski County High School ... Had 140 career tackles (72 solo) on the defensive line ... Had six quarterback sacks and 15 tackles for loss ... Named the team's defensive player of the year in 2003 ... Second-team all-region as a defensive lineman in 2003 ... As a tight end, had 103 career yards with six catches ... All-district first-team defensive lineman in 2003 ... All-district second-team tight end in 2002 and 2003 ... Played in the Division 4 AA state championship game in 2001 ... Also lettered in basketball and track in the shot put and discus events ... Had 235 career rebounds as a post player in basketball.

**Personal:** Matthew Christopher Tilley ... Born 6/20/86 in Roanoke, VA ... Son of Mike and Che Tilley ... Majoring in management.



**43**  
**Stephan Virgil**

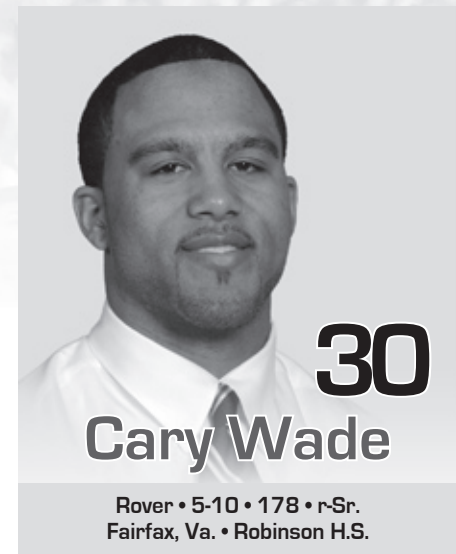
**Cornerback • 5-11 • 176 • Fr.**  
Rocky Mount, N.C. • Rocky Mount H.S.

A newcomer with a good upside ... Entered school in January ... Made progress during spring practice while working at the field corner position ... Is still adjusting to the Tech system but should become more consistent at his assignments as he gets more reps ... Coaches like his ability and potential ... Will benefit from the Hokies' strength and conditioning program ... Could put himself in position for a backup role or special teams duty with a good showing in August.

**2005:** Entered school for the second semester and went through the off-season program ... Worked at the field corner position during spring practice ... Contributed a tackle in the Hokies' first spring scrimmage ... Posted three tackles in the Maroon-White game, including one for a 2-yard loss.

**High School:** Played in a school-record 47 games during his career and was the only freshman to start for Rocky Mount ... Helped Coach B.W. Holt's team to an undefeated regular season and an appearance in the 4A state semifinals in 2004 ... Played on offense, defense and special teams ... Posted 31 career touchdowns — 14 rushing, 10 receiving, three on kickoff returns, two on interception returns and two on punt returns ... Had 13 career interceptions and 363 tackles ... Contributed 98 tackles with two sacks and four interceptions and also had 293 yards receiving, his senior season ... Tallied 900 yards (rushing and receiving) and 13 touchdowns as a junior ... Earned first-team all-state defensive honors after totaling 81 tackles, four interceptions and four fumble recoveries as a junior ... Ranked the No. 25 player in the state of North Carolina by *SuperPrep* ... Ranked the No. 30 high school player in the state of North Carolina by rivals100.com ... Ranked the No. 45 safety in the nation and the No. 29 player in the state of North Carolina by scout.com.

**Personal:** Stephan D. Virgil ... Born 4/3/87 in Rocky Mount, NC ... Son of Richard and Sandra Virgil ... Enrolled in university studies.



**30**  
**Cary Wade**

**Rover • 5-10 • 178 • r-Sr.**  
Fairfax, Va. • Robinson H.S.

Really improved his stock during the spring ... Pushed Aaron Rouse for the rover job and will continue to do so in the fall ... Has really fought to be a good player ... Played well in Tech's Gator Bowl win over Louisville ... Is coming off an excellent spring, which saw him spend some time at free safety as well as rover ... Has taken advantage of the strength and conditioning program ... Wants to do what's right for the team ... Has contributed as a top backup at rover and a starter on special teams



Cary Wade

## Tech Jayvee Games

Fork Union Military Academy..... Monday, Oct. 2, Noon..... Lane Stadium  
Hargrave..... Friday, Oct. 6, Noon ..... Lane Stadium

the past two seasons ... Started his career at cornerback ... Has played in every game during his three seasons ... Will be counted on for steady play and leadership this fall.

**2005:** Started on the punt return and kickoff teams ... The No. 2 man at rover ... Played 22 downs at rover against Duke and 24 versus Ohio ... Contributed three tackles in the Georgia Tech game ... Posted six tackles during the Marshall game ... Worked 14 plays on special teams against BC and was in on a pair of tackles ... Collected two tackles on special teams against North Carolina ... Played in every game, registering 15 total tackles ... Was slowed some by an ankle injury during the off-season ... Worked some at free safety, as well as rover, during the spring ... Turned in six tackles, including one behind the line, during the second spring scrimmage ... Added two tackles in the Maroon-White game.

**2004:** Played in all 13 games, mostly on special teams ... Saw action on 35 defensive snaps and 83 on special teams in the regular season ... Had four solo tackles and two assists ... Had a solo tackle on defense against FAMU ... Had a big solo tackle on kickoff coverage at Georgia Tech to pin the Jackets inside the 20 ... Played 19 snaps on defense against Maryland, recording three tackles ... Given the Dr. Richard Bullock Award, awarded to the most improved player, following spring practice ... Posted a 475-pound back squat, a 285-pound power clean and a 34-inch vertical jump in spring testing.

**2003:** Moved to the rover position prior to the season and was redshirted ... Posted a personal-best 455-pound back squat during the scout team testing in the fall ... Contributed two tackles and broke up a pair of passes during the 2004 Maroon-White game.

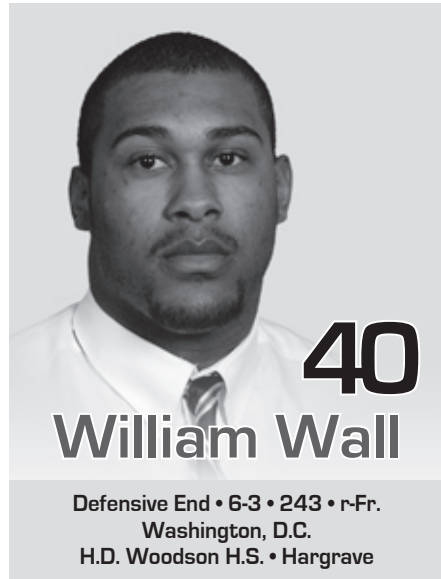
**2002:** Played in 13 games ... Had nine solo tackles and two assists ... Played 25 snaps on defense and 13 on special teams in the opener against Arkansas, registering two solo stops ... Also had two tackles on special teams in that game ... Had two solo tackles on special teams at Texas A&M ... Had an assisted tackle on special teams at Miami ... Had a solo tackle in the San Francisco Bowl.

**High School:** A *PrepStar* All-American who was listed as the No. 10 defensive back in the Atlantic Region ... Started three seasons as a defensive back and wide receiver for Coach Mark Bendorf at Robinson ... Finished with 180 tackles and eight interceptions for his career ... Named second-team Group AAA all-state by both The Associated Press and the state coaches following his senior season ... Earned all-district and all-region honors ... Registered 64 tackles, four interceptions and recovered two fumbles ... Blocked a punt ... Also had a 43-yard punt return ... Helped the team to a state championship in 2001 and a 33-3 overall record over three seasons ... Ranked the No. 27 player in Virginia by *The Roanoke Times* and the No. 28 player by *SuperPrep* ... Rated the No. 94 player in the Mid-Atlantic Region by *Tom Lemming's Prep Football Report* ... Garnered all-district honors as a junior ... Had 11 tackles,

a fumble recovery and an interception against Centerville in the regional finals ... Also lettered in lacrosse and track.

**Personal:** Cary Dupree Wade ... Born 5/12/84 in Minneapolis, MN ... Son of Clifton and Beatrice Wade ... Majoring in sociology.

| Tackles | G  | UT | AT | Tot. | Loss | Sacks |
|---------|----|----|----|------|------|-------|
| 2002    | 13 | 9  | 2  | 11   | 0- 0 | 0- 0  |
| 2004    | 13 | 4  | 2  | 6    | 0- 0 | 0- 0  |
| 2005    | 13 | 7  | 8  | 15   | 0- 0 | 0- 0  |
| Career  | 39 | 20 | 12 | 32   | 0- 0 | 0- 0  |



A talented newcomer who will battle for a spot in the four-man rotation at defensive end when practice resumes ... Showed some flashes of his ability while redshirting last year, but lacked consistency ... Was outstanding in the spring Maroon-White game ... Combines a good body with speed and ability ... Needs to attack his conditioning during the summer ... Has the attitude and desire to succeed ... Should get better and better as he gains some experience ... Coaches will keep their eye on him in preseason practice.


**2005:** Was redshirted during the fall, but did not practice ... Participated in off-season strength and conditioning program ... Posted a 450-pound back squat during max testing ... Had six tackles and a sack in each of the Hokies' first two spring scrimmages ... Registered a sack and a tackle for loss in the spring Maroon-White game.

**Prep School:** Committed to the Hokies out of high school and recommitted while at Hargrave ... Ranked the No. 17 prep school player in the nation by rivals100.com ... Collected over 20 tackles and six sacks for Coach Robert Prunty at Hargrave.

**High School:** Was ranked the No. 18 player in the Maryland/Washington D.C. area by rivals100.com following his senior season at Woodson, where he played for Coach Greg Fuller ... Finished the season with 63 tackles and 11 sacks ... Ranked the No. 26 defensive end in the nation by scout.com ... Named an All-American by *SuperPrep* ... Named an All-East Region selection as a defensive lineman by that publication ... Ranked No. 34 on the All Mid-

Atlantic Team by *Tom Lemming's Prep Football Report* ... Ranked No. 31 in the Mid-Atlantic by *SuperPrep*.

**Personal:** William Anthony Wall ... Born 12/31/84 in Washington, DC ... Son of Kristy Wall and William Wall ... Enrolled in university studies.



A young player who is in the mix for playing time at the tight end position ... Has good size and ability, but will have to get stronger ... Needs to buy into the Hokies' strength and conditioning program ... Also has to continue learning the system ... A good summer preparation will be crucial ... His performance during the preseason will determine his role.

**2005:** Worked at tight end during a redshirt year his final season ... Turned in a 400-pound back squat during scout team maxing in the fall ... Posted a 314-pound push jerk during spring testing ... Caught two passes for 28 yards in the Hokies' first spring scrimmage.

**High School:** Selected the Gatorade State Player of the Year ... A three-year starter for Coach Mickey Thompson at Stone Bridge ... Grabbed 30 passes as a tight end his senior season, helping the team to an 11-1 record ... Named to the Virginia All-Group AA second-team all-state team by the Associated Press as a tight end ... Named to the Virginia All-Group AA first-team all-state team by the VHSCA as a tight end ... Earned All-Dulles District honors as a tight end and a defensive end ... Ranked the No. 7 player in the state by *The Roanoke Times* ... Rated the No. 14 tight end in the nation and the No. 10 player in the state by rivals.com ... Ranked the No. 14 player in the state of Virginia by *SuperPrep* ... Ranked the No. 81 offensive lineman in the nation and the No. 18 player in the state by scout.com ... Rated the No. 26 tight end in the nation by collegefootballnews.com ... Ranked the No. 65 player on the East Hot 100 by scout.com ... Rated the No. 100 player in the Mid-Atlantic Coast by *Tom Lemming's Prep Football Report* as a defensive lineman ... Named to *PrepStar's* postseason All-Atlantic Region team.

# WANG, *Continued*

**Personal:** Ed Wang ... Born 3/12/87 in Fairfax, VA ... Son of Robert and Nancy Wang ... His parents were both members of the Chinese Olympic team in the 1970s ... Majoring in communication.



# 33

## Brett Warren

Linebacker • 6-0 • 224 • Jr.  
Clifton, Va. • Centreville H.S.

Stepped up during the spring ... Had as good a spring practice as anyone on the squad ... Worked hard to become a complete linebacker ... Made his biggest improvement in his pass coverage ... Has always been good against the run ... Has a nose for the ball and plays a physical brand of football ... Will be the top man behind Vince Hall at mike linebacker ... Played as a true freshman in 2004 ... Is slated to play an important role this fall.

**2005:** Contributed at mike linebacker and on special teams ... Had a total of 14 tackles, including one behind the line ... Posted three tackles, including a TFL at Duke ... Collected two tackles in the win over Georgia Tech ... Helped on four tackles while playing 25 downs against Marshall ... Picked up a tackle on coverage while playing 10 special teams plays against BC ... Got limited time at linebacker versus Virginia and contributed a tackle ... Registered a special teams tackle in the UNC game ... Had a tackle against Louisville in the Gator Bowl ... His 3.93 time in the NFL shuttle during spring testing was the best among the inside linebackers ... Posted five tackles in the first spring scrimmage ... Added six tackles, a sack and a pass break up in the second scrimmage ... Was in on two tackles in the Maroon-White game.

**2004:** Played in 12 games, registering seven tackles ... Played 72 snaps on special teams ... Saw his first collegiate action in the opener against USC, playing four snaps on special teams ... Saw his first action of the season on defense against Maryland ... Posted a 500-pound back squat, a 321-pound power clean and a 31-inch vertical jump in spring testing.

**2003:** Entered school in January ... Posted a 500-pound back squat during off-season


testing ... Collected a pair of tackles during the 2004 Maroon-White game.

**High School:** Was a 2002 AAA second-team all-state selection by The Associated Press at the linebacker spot for Coach Mike Skinner at Centreville ... Registered a school-record 149 tackles as a senior ... Added four sacks, four fumble recoveries, two interceptions and a blocked punt ... Posted 23 tackles in a game against Chantilly for another school record ... Selected to the second-team All-Metro team picked by *The Washington Post* ... Earned first-team all-district and all-region honors ... Voted team MVP ... Named a 2002 honorable mention all-region selection by *PrepStar* as a linebacker ... Named to the 2002 All-Times first-team defensive squad ... Named a first-team All-ACC Area linebacker by the preseason *G&W Recruiting Report* ... The No. 19 prospect in Virginia as ranked by *SuperPrep* magazine ... Ranked the No. 17 player in Virginia by *The*


*Roanoke Times* ... Ranked the No. 56 player in the Mid Atlantic region by *Tom Lemming's Prep Football Report* ... Picked as the No. 19 player in Virginia during the preseason by *SuperPrep* ... His 250 tackles during his junior and senior seasons were a school mark for a two-year period ... Blocked a punt for a touchdown and led the district in sacks with eight his junior year ... Helped team to a state Group AAA title in 2000 and a 31-5 record during his career.

**Personal:** Brett Paul Warren ... Born 3/7/85 in Huntington Beach, CA ... Son of Don and Irene Warren ... His father, Don, played 14 seasons with the Washington Redskins ... Brother of former Hokie linebacker Blake Warren ... Enrolled in sociology.

| Tackles | G  | UT | AT | Tot. | Loss   | Sacks |
|---------|----|----|----|------|--------|-------|
| 2004    | 12 | 3  | 4  | 7    | 0- 0   | 0- 0  |
| 2005    | 13 | 2  | 12 | 14   | 1.0- 5 | 0- 0  |
| Career  | 25 | 5  | 16 | 21   | 1.0- 5 | 0- 0  |



Brett Warren



**39**  
**Carlton Weatherford**

Fullback • 5-9 • 221 • r-Jr.  
 Danville, Va. • Tunstall H.S.

The No. 2 man at the fullback position ... A very physical player with outstanding strength ... Possesses a great work ethic and desire to be successful ... Worked his way back from a severe knee injury he suffered as a freshman ... Has gotten better every year ... Does things right on and off the field ... Joined the team as a walk-on.

**2005:** Picked up 13 snaps at fullback at Duke ... Also saw limited action against Ohio and Marshall ... Had a season-best 16 snaps in the Georgia Tech game ... Played briefly against Maryland ... Was in for 11 plays at fullback during the win at Virginia ... Also saw brief action against UNC in the backfield ... Earned Super Iron Hokie honors during the off-season ... Turned in a personal-best 550-pound back squat and 33 1/2-inch vertical jump ... Rushed for a touchdown in Tech's second scrimmage of the spring ... Rushed two times for four yards in the spring Maroon-White game and caught a 10-yard pass.

**2004:** Played in four games, earning 24 total snaps ... Played against Western Michigan, Duke, Florida A&M and Maryland ... Had a 4-yard catch out of the backfield in the Maroon-White game ... Recorded a 530-pound back squat and a 304-pound push jerk in spring testing.

**2003:** Practiced with the scout team all season ... Was making solid strides in both the weight room and on the field



Carlton Weatherford

before suffering a serious knee injury in bowl practice ... Underwent ACL surgery on his right knee in January.

**High School:** Lettered four times for Coach Buddy Brown at Tunstall High School ... Helped lead his team to two Piedmont District titles ... Rushed for 1,250 yards and 14 touchdowns his senior season ... Also had 141 tackles, five sacks and four fumble recoveries that year ... Was named a first-team all-state linebacker and was the defensive player of the year for Region IV, Division IV and the Piedmont District as a senior ... A two-time All-Region IV, Division IV first-team linebacker and second-team running back ... A three-time first-team All-Metro and two-time first-team All-Piedmont District running back ... Rushed for 2,790 career yards.

**Personal:** Carlton Nunn Weatherford, Jr. ... Born 1/5/85 in Danville, VA ... Son of Carlton and Donna Weatherford ... Majoring in sociology.



**51**  
**Matt Welsh**

Offensive Guard • 6-4 • 296 • r-So.  
 Clifton, Va. • Centreville H.S.

Put himself in position to help along the offensive line with a solid spring ... Has worked at guard, tackle and center during his time at Tech ... Improved his strength through the strength and conditioning program ... Needs to keep developing his knowledge of the system ... Has shown a great attitude ... Can help supply some much-needed depth along the offensive line.

**2005:** Worked at left guard on the scout and jayvee teams ... Saw action in both jayvee games ... Had a 300-pound power clean and 550-pound back squat during spring max testing ... Continued to work at left guard during the spring.

**2004:** Redshirted while working to gain strength in the weight room ... Recorded a 400-pound bench press, a 326-pound push jerk and a 30 1/2-inch vertical jump in spring testing.

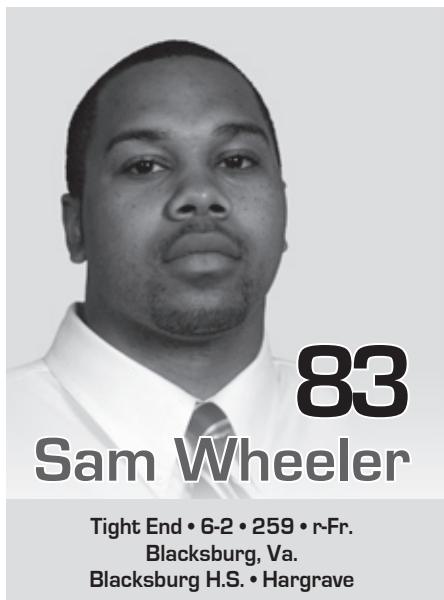
**2003:** Entered school for the second semester ... Had a 405 bench press and 500-pound back squat during spring max testing ... Worked at guard during spring practice.

**High School:** Named an All-American by *PrepStar* as an offensive lineman ... Injured his knee four games into his senior season and was sidelined until returning for the last two games ... A preseason *PrepStar* All-American ... Named a first-team All-ACC Area offensive lineman by the preseason *G&W Recruiting Report* ... Coach Mike Skinner tried playing him on both offense and defense, but ended up putting him at offensive tackle ... A first-team selection to the 2001 AAA Coaches all-state team at the offensive tackle position as a junior ... Had 17 pancake blocks in his first game in 2001 ... Ranked the No. 17 offensive guard in the nation by Rivals100.com ... Rated the No. 10 player in Virginia by *The Roanoke Times* ... Rated the No. 12 player in Virginia by *SuperPrep* ... Ranked the No. 39 player in the Mid Atlantic region by *Tom*

## WELSH, *Continued*

*Lemming's Prep Football Report* ... A preseason *SuperPrep* All-American, rated the No. 9 player in Virginia and the No. 38 offensive lineman in the country.

**Personal:** Matthew Edward Welsh ... Born 9/12/84 in Fairfax, VA ... Son of Ed and Maryann Welsh ... Majoring in apparel, housing and resource management.



A newcomer who finds himself the leading candidate for the starting tight end duties ... Is still learning the offense and adjusting to the speed of the game ... Has good athletic ability and catches the ball well ... Made progress during spring practice ... Shows a willingness to get into a defender and block ... Has made some improvement in the weight room, but is still not ready physically ... Must make a good summer preparation ... Appears likely to find himself getting some on the job training this fall.

**2005:** Redshirted while working at tight end ... Posted a 450-pound back squat during scout team max tests during the fall ... Ran a 4.64 in the 40 during spring testing ... Caught a pass for 4 yards in Tech's first spring scrimmage.

**Prep School:** Saw action at linebacker, fullback and tight end while playing for Coach Robert Prunty at Hargrave ... Listed as the No. 24 prep school player in the nation by rivals.com.

**High School:** Lettered three seasons for Coach Dave Crist at Blacksburg, while playing running back, wide receiver, linebacker and tight end ... Also punted for the Bruins ... Rushed for over 300 yards his senior year and caught 14 passes for 293 yards and four touchdowns ... Also contributed 98 tackles on defense ... Caught three passes, including two for TDs, in a game against Northside ... Earned all-district honors three straight years ... Ranked the No. 33 player in the state by *The Roanoke Times* in 2004 ... Ranked No. 69



on the All Mid-Atlantic Team by *Tom Lemming's Prep Football Report* as a senior ... Named an All-Atlantic Region selection as a defensive lineman by *PrepStar* ... Earned all-district, region and state honors in basketball ... Pulled down 31 rebounds in a game against Patrick Henry as a senior ... Averaged 16.8 points and 8.7 rebounds a game.

**Personal:** Samuel Ryan Wheeler ... Born 5/27/86 in Bluefield, WV ... Son of Anthony and Linda Wheeler ... Enrolled in university studies.



A highly-promising young quarterback candidate ... Finds himself third on the depth chart after missing valuable time during the spring due to a suspension ... Will be given the opportunity to compete for the starting job, but has a lot of ground to make up ... Has all the tools to get there ... Possesses tremendous athleticism in terms of both throwing the football and running the football ... Has a way to go from a mental aspect — learning how the offense operates and what is expect of him within the system ... His summer preparation will be extremely important ... Will be watched closely when practice resumes.

**2005:** Worked on the scout squad while redshirting ... Posted a 360-pound back squat during fall testing ... Turned in a 32-

inch vertical jump during the spring ... Was suspended for a violation of team rules and missed half of spring practice ... Rushed for 23 yards on three carries during final scrimmage of spring ... Completed 2 of 9 passes for 18 yards ... Was 6-for-6 passing in the spring Maroon-White game for 85 yards ... Tossed a 49-yard touchdown pass to Justin Harper.

**High School:** A three-year starter for Coach Randy Trivers at Northwest ... Passed for nearly 5,000 yards and 56 scores in his career, leading his team to a 30-6 record ... Completed 157-of-262 passes his senior season for a school-record 2,586 yards and 28 touchdowns ... Threw just 10 interceptions ... Also ran for 432 yards and 10 scores his senior year ... Led his team to a 13-1 record and the Maryland 3A championship ... Hit 20 of 27 passes for 207 yards with a touchdown and an interception in the championship game ... Won the Art Monk Good Samaritan Offensive Player of the Year Award ... Named first-team All-Met by *The Washington Post* ... Named the Post's Offensive Player of the Year ... Selected to the first-team All-Montgomery 3A/2A/1A team ... Listed as the No. 3 dual-threat quarterback in the nation and the No. 3 player in the state of Maryland by rivals.com ... Ranked the No. 5 quarterback in the nation and the No. 4 player in the Mid-Atlantic region by *SuperPrep* ... Ranked the No. 8 quarterback in the nation by *PrepStar* ... Ranked the No. 16 quarterback in the nation and the No. 4 player in the state of Maryland by scout.com ... Rated the No. 14 quarterback in the nation by collegefootballnews.com ... Rated the No. 119 player in the nation and the No. 15 player in the Mid-Atlantic Coast by *Tom Lemming's Prep Football Report* ... Ranked the No. 47 player on the East Hot 100 by scout.com ... Listed an All-American by *Tom Lemming's Prep Football Report* ... Named a postseason All-American by *SuperPrep* ... A member of *PrepStar's* postseason Dream Team (top 100 in the nation), as well as an All-American and an All-Atlantic Region selection ... Named a preseason All-American by *SuperPrep* and *PrepStar* ... Played basketball and runs track.

**Personal:** Dewight Allan Whitaker ... Born 6/5/87 in Takoma Park, MD ... Son of Derrick Whitaker and Maria Thomas ... Enrolled in university studies.



# 2006 Recruiting Class

## Jason Adjepong

**Defensive End, 6-3, 248, Fr.**  
**Rahway, N.J., Carteret H.S.**

A *SuperPrep* and *PrepStar* All-American ... Rated the No. 7 strongside defensive end in the nation by rivals.com ... Ranked the No. 8 defensive end in the country by scout.com ... Listed as the No. 15 defensive lineman in the country by *SuperPrep* ... Rated the No. 17 defensive lineman in the country by *PrepStar* ... Named the No. 90 player in the country and the No. 9 defensive end in the country by collegefootballnews.com ... Earned AP first-team all-state honors at defensive end his senior year for Coach Bob Molarz ... Also saw action at fullback and linebacker during this varsity career ... Posted 107 total tackles, 18 tackles for loss and 10 sacks as a senior ... Had five forced fumbles, four fumble recoveries and one interception ... As a fullback, ran for 468 yards as a senior, and 849 yards and 15 touchdowns in his career ... Finished his junior season with 87 tackles, including 22 TFL and 12 sacks, earning first-team all-state honors ... Also had 61 carries for 330 yards and four touchdowns ... Finished his prep career with 292 tackles, three interceptions, 42 tackles for loss, 14 forced fumbles, and 31 sacks ... Listed as the No. 4 player in his state by rivals.com in its final state rankings ... Ranked the No. 26 postseason prospect on the scout.com East Region Hot 100 ... Rated the No. 4 player in New Jersey by *SuperPrep* ... A member of the Rivals250 2006 team ... In a game against Perth Amboy his senior year, he contributed 183 yards rushing and two touchdowns on 11 carries ... Also had two sacks, three TFL, forced a fumble and had a fumble return for a TD ... Was the first player from his high school to be selected first team all-state two consecutive seasons ... A weight man and sprinter on the track team.

**Personal:** Jason Worilds-Adjepong ... Born 3/3/88 in Rahway, NJ ... Son of Sandra Worilds.

## Ladi Ajiboye

**Defensive Tackle, 6-2, 290, Fr.**  
**College Park, Ga., Banneker H.S.**

A four-year defensive and offensive lineman for Coach Benny Crane, Jr., at Banneker ... Named to the South Metro Super 11 team as a senior ... Named all-district, all-region and first-team Class AAA all-state ... Racked up 85 total tackles including 60 solo efforts, 20 tackles for loss and 4.5 sacks in 2005 ... Had 80 tackles, including 10 sacks, as a junior ... Rated the No. 27 defensive tackle in the nation by rivals.com ... Listed as the No. 18 prospect in the state of Georgia by rivals.com in its postseason rankings ... An All-Southeast

Region selection by *PrepStar* ... Played in the GACA North-South Senior All-Star game.

**Personal:** Olufemi Oladipopu Ajiboye ... Born 9/15/87 in Houston, TX ... Son of Linda Owens and Olufemi Ajiboye.

## Nekos Brown

**Linebacker, 6-3, 225, Fr.**  
**Brandywine, Md., Thomas Stone H.S.**

An all-conference and all-state selection for Coach Steve Lindsey ... Missed two games with a knee injury his senior year, but still made 110 tackles, including 15 tackles for loss and three sacks ... Intercepted two passes ... Played defensive tackle as a junior ... Led the team with seven sacks and earned second-team all-conference honors ... In three varsity seasons, he made 390 tackles and had 12 sacks and three interceptions ... Rated the No. 19 weakside defensive end in the country by rivals.com ... Rated the No. 17 player on the Mid-Atlantic 47 team by *SuperPrep* ... Listed as the No. 14 player in his state by rivals.com in its final state rankings ... An All-Atlantic Region selection by *PrepStar* ... Also competed in track and field and basketball.

**Personal:** Nekos Laprae-Brooks Brown ... Born 2/18/88 in Prince George's, MD ... Son of Chuck and Jocelyn Brown.

## Rashad Carmichael

**Defensive Back, 5-9, 175, Fr.**  
**Clinton, Md., Gwynn Park H.S.**

A three-year letterman for Coach Danny Hayes at Gwynn Park ... Played running back and defensive back ... Helped team to a 14-0 mark and a state championship in 2005, rushing for over 800 yards and 11 touchdowns ... Caught 15 pass for 109 yards ... Had three interceptions and 30 tackles on defense ... Only played seven games due to injury ... Rushed for 157 yards and two TDs in one of those games ... Named all-conference and all-region ... Had five interceptions as a junior ... Compiled 1,785 career rushing yards and 19 touchdowns ... Posted 12 career interceptions and 115 tackles ... Was named a scholar athlete (3.0 GPA or better) all three varsity seasons ... Rated the No. 23 player on the Mid-Atlantic 47 team by *SuperPrep* ... Listed as the No. 24 player in his state by rivals.com in its final state rankings ... Was a sprinter in track, turning in a 10.55 time in the 100 meters and a 21.00 in the 200m.

**Personal:** Rashad Bernard Carmichael ... Born 9/9/88 in Laurinburg, NC ... Son of Bernard and Mae Carmichael ... Cousin is former Clemson and current San Francisco 49ers wide receiver Derrick Hamilton.

## Kam Chancellor

**Quarterback, 6-4, 210, Fr.**  
**Norfolk, Va., Maury H.S.**

Passed for over 2,000 yards and rushed for 500 his senior season for Coach Dealbert Cotton at Maury ... Team finished 10-2 after losing in the Group AAA Division 5 playoffs ... During one of the playoff games, he rushed for 89 yards and two touchdowns and threw for 224 yards and two more TDs ... Also played safety for Maury ... Was team MVP ... Named the first-team all-Eastern District quarterback ... Earned second-team all-Tidewater accolades from *The Virginian Pilot* ... Missed half of his junior season with a thumb injury ... Returned to throw for 1,000 yards ... Passed for 369 yards in a game against Granby ... Rated as the No. 27 pro-style quarterback in the nation by rivals.com ... Listed as the No. 20 player in his state by rivals.com in its final state rankings ... Rated the No. 21 player in Virginia by *SuperPrep* ... Ranked the No. 21 player in the state by *The Roanoke Times* in its postseason list ... Played on the basketball team.

**Personal:** Kameron Darnel Chancellor ... Born 4/3/88 in Norfolk, VA ... Son of Karen Lambert.

## Clark Crum

**Offensive Tackle, 6-7, 282, Fr.**  
**Dublin, Ohio, Scioto H.S.**

Rated the No. 40 offensive tackle in the country by rivals.com ... Played tight end as a freshman and then lettered three seasons as an offensive lineman at Dublin Scioto High for Coach Karl Johnson ... Helped team to conference and regional titles as a sophomore ... Named first-team All-Ohio by *Ohio Prep* as a senior ... Named the district offensive player of the year his senior season ... First-team all-district, all-conference and all-Ohio ... Named to *PrepStar* Midwest all-region team ... Listed as the No. 45 player in his state by rivals.com in its final state rankings ... Rated the No. 58 player in the Midwest by *SuperPrep* ... Ranked the No. 65 postseason prospect on the scout.com Midwest Region Hot 100 ... Lettered three years in basketball ... Set a number of school records, including a career mark for rebounds and games played ... Was second all-time in points, with over 1,000 ... Two-time all-conference and all-district ... Named to all-state academic team ... Team MVP his last two seasons.

**Personal:** Clark Charles Crum ... Born 2/22/88 in Hettinger, ND ... Son of Lee and Jenni Crum.

# Mario Edwards

**Defensive Back, 6-1, 181, Fr.**  
**Atlanta, Ga., Westlake H.S.**

An all-state defensive back for Coach Dallas Allen at Westlake ... Also saw action as a wide receiver ... Registered 98 tackles as a senior ... Had four interceptions, six sacks, two fumble recoveries and a blocked punt ... Caught six passes for 123 yards ... Helped team to a region title ... Contributed 12 tackles, an interception, two pass deflections and a forced fumble during a playoff game against Banneker ... An all-city and all-state selection ... Rated the No. 25 safety in the country by rivals.com ... Rated the No. 83 safety in the country by scout.com ... Listed as the No. 27 prospect in the state of Georgia in the rivals.com postseason rankings ... Had 75 tackles, two interceptions, 10 pass break ups, four forced fumbles and three sacks as a junior.

**Personal:** Mario Edwards ... Born 7/14/88 in Atlanta, GA ... Son of William and Maudestia Edwards ... As a youngster, won the state of Georgia 200-meter dash for the 11 and under age group.

# Mike Gee

**Defensive End, 6-1, 228, Fr.**  
**Englewood, N.J., Dwight Morrow H.S.**

A *SuperPrep* preseason and postseason All-American ... An All-America selection by *PrepStar* ... Posted 40 tackles and six sacks as a defensive end his senior season for Coach Bill Davis ... Named to Group 2 all-state team ... Played at Queen of Peace High as a junior ... In six games, ran for 119 yards and a score and had 45 tackles, including 12 tackles for loss and six sacks, along with one interception ... Rated the No. 11 weakside defensive end in the country by rivals.com ... Rated the No. 27 defensive end in the country by scout.com ... Listed as the No. 32 defensive lineman in the country by *SuperPrep* ... Ranked the No. 139 player in the country and the No. 13 defensive end in the country by collegefootballnews.com ... Rated the No. 7 player in New Jersey by *SuperPrep* ... Listed as the No. 10 player in his state by rivals.com in its final state rankings ... Ranked the No. 44 postseason prospect on the scout.com East Region Hot 100.

**Personal:** Michael Edward Nathan Gee ... Born 1/19/88 in Englewood, NJ ... Son of Sandra Gee and Wardell Hampton.

# John Graves

**Defensive End, 6-3, 249, Fr.**  
**Richmond, Va., Meadowbrook H.S.**

An All-America selection by *PrepStar* and *SuperPrep* ... Played defensive end and offensive guard as a four-year starter for Coach

Bill Bowles at Meadowbrook ... Ranked the No. 7 player in the state by *The Roanoke Times* in its postseason list ... Ranked the No. 7 player in Virginia by *SuperPrep* ... Listed as the No. 11 player in his state by rivals.com in its final state rankings ... Had 65 tackles as a senior, including nine sacks and 12 tackles for loss, in earning district defensive player of the year honors ... Also had two forced fumbles, three fumble recoveries and five blocked kicks ... Named first-team all-state by The Associated Press as a defensive lineman ... Named first-team all-state by the VHSCA as both an offensive guard and defensive end ... Earned first-team All-Metro honors from the *Richmond Times-Dispatch* ... Named first-team all-Central District as both an offensive guard and a defensive end ... Set a school record by blocking 12 kicks during his career ... Scored defensive touchdowns this past season on an interception and a fumble return ... As a junior, was the Central District, region and All-Metro defensive player of the year in leading his team to a State AAA, Group 5 state title ... Rated the No. 21 strongside defensive end in the country by rivals.com ... Listed as the No. 32 defensive lineman in the country by *SuperPrep* ... Rated the No. 34 defensive tackle in the country by scout.com ... Rated the No. 90 player in the country and the No. 22 defensive end in the country by collegefootballnews.com ... Ranked the No. 54 postseason prospect on the scout.com East Region Hot 100 ... Started every game on varsity during his four-year career.

**Personal:** John Walter Graves ... Born 6/25/87 in Richmond, VA ... Son of John and Joyce Graves.

# Joey Hall

**Defensive Tackle, 6-3, 246, Fr.**  
**Sanford, N.C., Lee County H.S.**

Earned all-conference honors three-straight years for Coach Jody Stouffer at Lee County ... Played defensive end and tight end ... Posted 75 tackles, including 10 quarterback sacks his senior season ... Contributed three of those sacks in a game against Southern Durham ... Had five fumble recoveries in 2005 ... Caught four passes as a tight end that season for 162 yards and one TD ... Tied for the top performance among defensive ends in the bench press with 29 reps at the Nike Combine held in Blacksburg ... As a junior, had 68 tackles, eight sacks, four forced fumbles, three fumble recoveries and two blocked punts ... Earned all-conference honors in the shot put as a member of the track team ... Won a conference championship in that event.

**Personal:** Thomas Joseph Hall ... Born 11/19/87 in Orlando, FL ... Son of John and Bunni Hall.

# Zach Lockett

**Wide Receiver, 6-3, 190, Fr.**  
**Mays Landing, N.J., Holy Spirit H.S.**

Played tailback and free safety at Holy Spirit for Coach Bill Walsh ... An All-America selection by *PrepStar* ... Rushed for over 700 yards on 100 carries as a senior ... Had 32 pass receptions for 622 yards and also recorded three interceptions ... Had 92 rushes for 587 yards and 10 touchdowns, and 22 receptions for 684 yards and six touchdowns as a junior ... Rated the No. 33 athlete in the country by rivals.com ... Ranked the No. 57 wide receiver in the country by scout.com ... Rated the No. 11 player in New Jersey by *SuperPrep* ... Listed as the No. 12 player in his state by rivals.com in its final state rankings ... Ranked the No. 95 postseason prospect on the scout.com East Region Hot 100 ... A three-sport athlete, he played football, basketball and ran track (100, 200, and 4x400 events).

**Personal:** Zachary Lance Lockett ... Born 12/8/87 in Somers Point, NJ ... Son of Jeffrey and Cynthia Lockett.

# Douglas McNeil

**Wide Receiver, 6-4, 190, Fr.**  
**Randallstown, Md., New Town H.S.**

Had 31 receptions for 687 yards and eight touchdowns as a senior, earning all-state honors ... Played both wide receiver and free safety for Coach Richard Stichel ... Caught eight passes for 145 yards and two touchdowns in a game against Owings Mill ... Also returned a punt for a TD in that game ... Posted 61 tackles, two sacks and a fumble recovery as a senior ... Earned all-division honors his junior year ... Caught 28 passes for 341 yards ... Averaged 12.3 yards on punt returns that year and added 47 tackles, two sacks and three forced fumbles ... Contributed four catches for 70 yards and a touchdown against Southside Academy ... Forced two fumbles on defense in that game ... Also lettered in basketball and track.

**Personal:** Douglas McNeil III ... Born 7/22/88 in Baltimore, MD ... Son of Helen McNeil and Douglas McNeil, Jr.

# Todd Nolen

**Wide Receiver, 6-3, 185, Fr.**  
**Hampton, Va., Hampton H.S./Fork Union**

Signed with Tech in February, 2005, but enrolled at Fork Union Military, where he played for Coach John Shuman ... Rated as the No. 13 prep school player in the country by rivals.com ... Listed as the No. 24 wide receiver in the country by scout.com ... As a senior for Coach Mike Smith at Hampton High in 2004-05, he was named to *PrepStar's* postseason All-Atlantic Region team ... Selected first-team

all-state by both The Associated Press and the VHSCA ... Caught 53 passes for 1,370 yards and 16 touchdowns his final year ... Had seven 100-yard games, including a 248-yard receiving night against Phoebus ... Scored a season-high four touchdowns in Hampton's 700th victory, a 44-3 win over Kecoughtan ... Named to the *Newport News Daily Press* All-Star Team ... Earned first-team all-state honors as a junior ... As a senior, Ranked the No. 10 player in the state by *The Roanoke Times* ... Listed as the No. 9 player in the state by *SuperPrep* ... Rated the No. 24 wide receiver in the nation and the No. 5 player in the state by rivals.com ... Rated the No. 49 wide receiver in the nation by collegefootballnews.com ... Rated the No. 38 player in the Mid-Atlantic area by Tom Lemming's *Prep Football Report* ... Ranked the No. 66 player on the East Hot 100 and the No. 7 player in the state by scout.com.

**Personal:** Todd L. Nolen ... Born 11/21/85 ... Son of Linda Nolen.

## Daryl Robertson

**Defensive Tackle, 6-3, 285, Fr.**  
**Bedford, Va., Liberty H.S.**

Named first-team AA all-state by the VHSCA as a defensive lineman and second-team all-state as an offensive guard ... Also a first-team all-state pick by AP ... Played four seasons for Coach Chris Watts at Liberty, helping the school to a 41-9 combined record, one state title, a region championship and a pair of district titles ... Was in on 87 tackles as a senior ... Had nine sacks, two fumble recoveries and blocked a punt ... Finished with 75 tackles as a junior ... Rated the No. 27 defensive tackle in the country by rivals.com ... Rated the No. 71 defensive tackle in the country by scout.com ... Listed as the No. 16 player in Virginia by rivals.com in its final state rankings ... Ranked the No. 18 player in the state by *The Roanoke Times* in its postseason list ... Rated the No. 18 player in Virginia by *SuperPrep* ... An All-Atlantic Region selection by *PrepStar*.

**Personal:** Daryl Leon Robertson ... Born 7/15/88 in Bedford, VA ... Son of George and Pearl Robertson.

## Andre Smith

**Tight End, 6-4, 235, Fr.**  
**Germantown, Md., Seneca Valley H.S.**

Caught 18 passes for 278 yards and six touchdowns as a senior tight end for Coach Fred Kim ... Also played defensive end and linebacker ... Had 44 solo tackles, including five sacks, despite missing three games with an injury in 2005 ... Was all-league and second-team all-state ... Made the game-saving tackle in a triple-overtime win over Urbana ... Had 12 catches for 276 yards and five touchdowns, and 70 tackles at defensive end, as a junior ... Posted a 4.28 shuttle time at the Nike camp at Penn State (second-fastest among tight end

recruits) ... Also posted a 29-inch vertical leap at the same event ... Rated the No. 51 tight end in the country by rivals.com ... Rated the No. 20 player on the Mid-Atlantic 47 team by *SuperPrep* ... Listed as the No. 18 player in his state by rivals.com in its final state rankings ... An All-Atlantic Region selection by *PrepStar*.

**Personal:** Andre Phillip Smith ... Born 9/26/88 in Savannah, GA ... Son of the late Julida Kilafwakun.

## Devven Sutton

**Linebacker, 6-0, 239, Fr.**  
**Elizabeth City, N.C., Northeastern H.S.**

Played fullback and linebacker for Coach Antonio Moore at Northeastern ... Lettered three seasons and helped team to a conference title as a senior ... Contributed 91 tackles that season and recovered three fumbles ... Had 14 tackles and a sack against Farmville Central in the state playoffs ... Rushed for 573 yards and three touchdowns his final year ... Also registered a touchdown receiving ... Was all-conference and first-team all-state ... Named the defensive player of the year ... Was in on 76 tackles as a junior and intercepted two passes ... Ranked the No. 35 player in North Carolina by *SuperPrep* ... Selected to play in the North Carolina Shrine Bowl game ... Posted 217 tackles and five interceptions during his career ... Collected 823 career rushing yards on 55 carries ... Registered 70 victories in three seasons as a heavyweight wrestler ... Also lettered in track ... Set a school record with a 475-pound bench press.

**Personal:** Devven O'Neal Sutton ... Born 2/2/89 in Elizabeth City, NC ... Son of Valerie Sutton.

## Jacob Sykes

**Wide Receiver, 6-0, 180, Fr.**  
**Goldsboro, N.C., Goldsboro H.S.**

Served as a wide receiver, free safety and return man for Coach Maurice Jackson at Goldsboro ... As a senior, he caught 24 passes for three touchdowns ... Averaged over 20 yards per catch ... Added 107 yards and one TD on the ground, as well as 68 tackles and two interceptions on defense ... Also contributed over 300 yards on punt returns and 475 yards on kickoff return ... Scored on a 75-yard kickoff returns ... Named all-area, all-conference and all-state ... Caught 22 passes for 400 yards and two TDs as a junior ... Finished his career with nearly 3,000 all-purpose yards during his career, including 1,086 yards receiving ... Listed as the No. 28 player in his state by rivals.com in its final state rankings ... An All-Atlantic Region selection by *PrepStar*.

**Personal:** Forrest Jacob Sykes ... Born 4/27/88 in Wake City, NC ... Son of Jerry and Deborah Sykes.

## Beau Warren

**Offensive Line, 6-4, 250, Fr.**  
**Clifton, Va., Centreville H.S.**

A three-year letterman as an offensive tackle for Coach Mike Skinner at Centreville ... Named first-team AAA all-state by both The Associated Press and the Virginia High School Coaches Association as an offensive tackle ... Rated the No. 55 offensive guard in the country by rivals.com ... Rated the No. 73 offensive lineman in the country by scout.com ... Ranked the No. 23 player in the state by *The Roanoke Times* in its postseason list ... Rated the No. 20 player in Virginia by *SuperPrep* ... Listed as the No. 23 player in his state by rivals.com in its final state rankings ... An All-Atlantic Region selection by *PrepStar* ... Was a two-time all-district and all-region selection ... Named the team's most outstanding offensive lineman as a senior ... An honorable mention all-Metro pick by *The Washington Post* ... Lettered two years in lacrosse.

**Personal:** Beau Louis Warren ... Born 12/31/87 in Fairfax, VA ... Son of Don and Irene Warren ... Brother of current Hokie Brett Warren and former Tech linebacker Blake Warren ... Dad played 14 years in the NFL for the Washington Redskins.

## Matt Wright

**Linebacker, 6-2, 215, Fr.**  
**Hampton, Va., Phoebus H.S.**

The Peninsula District Defensive Player of the Year ... Played four seasons for Coach Bill Dee at Phoebus, working as a linebacker and tight end ... Was in on 107 tackles as a senior, including three sacks ... Turned in four fumble recoveries and blocked a punt ... Named first-team AAA all-state by The Associated Press as a linebacker ... Named second-team all-state by the VHSCA as a linebacker ... Named to the All-Peninsula District team as both a tight end and an inside linebacker ... Rated the No. 24 inside linebacker in the nation by rivals.com ... Ranked the No. 16 player in the state by *The Roanoke Times* in its postseason list ... Listed as the No. 78 linebacker in the country by scout.com ... Ranked the No. 89 postseason prospect on the scout.com East Region Hot 100 ... Ranked the No. 16 player in Virginia by *SuperPrep* ... Listed as the No. 17 player in the state by rivals.com in its final state rankings ... Named an All-Atlantic Region selection by *PrepStar* ... As a junior, was all-district, all-metro, first-team all-region and second-team all-state after catching 25 passes for 310 yards and six TDs, along with making 121 tackles, 13 TFLs, 10 sacks and three interceptions ... Helped team to a 46-5 record during his career.

**Personal:** Matthew Quinten Wright ... Born 3/30/88 in Hampton, VA ... Son of Reginald Wright and Angela Parker ... Brother of current Hokie D.J. Parker.

# Walk-ons at Virginia Tech

From walk-on to NFL draftee. Sound improbable? Not at Virginia Tech, where it's happened numerous times.

Take John Engelberger. The San Francisco 49ers selected Engelberger in the second round of the 2000 NFL Draft. Fullback Jarrett Ferguson was drafted in 2002, and this past year, former walk-on Will Montgomery was taken by the Carolina Panthers.

Engelberger, who arrived in Blacksburg as a walk-on in 1995, followed in the footsteps of tight end John Burke, who graduated from Tech's walk-on program as a fourth-round draft pick of the New England Patriots in 1994.

Walk-on players are an important part of Virginia Tech football. With scholarship reductions, not all high school football players earn scholarships to compete in college. But that doesn't mean there isn't an opportunity for those individuals, especially at Virginia Tech, where walk-on athletes have a history of making big contributions.

The walk-ons at Virginia Tech are treated in the same first-class manner — with total respect — as the rest of the squad. Former walk-ons have eventually earned scholarships, earned starting positions, gained all-conference and All-America honors, and some eventually played pro football.

"The important thing for a walk-on, is to know he's going to be given a chance," said Tech head coach Frank Beamer. "The way you track that is to look at programs around the country to see how many scholarships are given to walk-ons.

"We're one of the top two or three programs in the country in that category. So for a guy who's interested in walking on, there's not a better place than right here at Virginia Tech. We give people a chance and we treat them the same as everybody else."

Engelberger was a recruited walk-on, meaning he was invited to try out for the team. He arrived in Blacksburg as a 6-foot-4, 210-pound tight end from Springfield, Va. He got into the weight room and transformed his body into that of a big-time college football player. After a redshirt year, he earned a scholarship for



*Will Montgomery*

his tireless work ethic. Thanks to endless hours of work on the practice field and in the weight room, Engelberger finished his career as one of the best defensive ends in Tech history. Over his career, he was named an Associated Press All-American, was an All-Big East selection three times, and was one of the best players in the state of Virginia as a senior.

Burke walked on in the spring of 1990 and eventually earned a starting position for the Hokies. He was a four-year letterman at Virginia Tech (1990-93), where he caught 21 passes for 303 yards and two touchdowns. He moved into the starting lineup in 1992 after lettering as a special teams player and backup tight end for two seasons.

Burke was drafted by the New England Patriots in 1994 and was a member of the Patriots' 1997 Super Bowl XXXI team. He also saw action with the New York Jets, San Diego Chargers and the Oakland Raiders.

Engelberger and Burke aren't the only Hokies to excel in the walk-on program. Tech had five walk-on players start or see playing time in the 1996 Orange Bowl against Nebraska. Along with Engelberger, end Danny Wheel, tackle Kerwin Hairston and linebacker Steve Tate each

made at least six starts for Tech's defensive unit during the regular season. On offense, split end Michael Stuewe made his mark as one of the team's top receivers. All five of those former walk-ons earned scholarship scholarships and paid big dividends for Tech in the 1996 season.

None of these players would have lived their dream and reached their potential if Virginia Tech hadn't extended

the opportunity they were seeking. Their eventual success has become a cherished part of the Hokie football tradition and heritage.

"Our walk-on program is so successful for two reasons," said John Ballein, the associate athletics director for football operations, who directs the program. "First, our coaches work at it. When they're out on the road, they're looking for players who can fit into our program. Secondly, we have a head coach in coach Beamer who is loyal to each player in this program."

Tech's walk-on program has provided countless young men a chance to play collegiate football and prove that the evaluation and recruiting process is far from flawless. It allows a young man to mature physically, improve his football skills, and contribute to the success of Virginia Tech football.

"No one really knows the difference between a walk-on and a scholarship player because each person is treated exactly the same," Ballein said. "Players know they have an opportunity to earn a scholarship and that they'll be in the best weight program in the country. Combine all those factors, and you have the reason why Tech's walk-on program has been successful."

There are two types of walk-ons at Virginia Tech: the invited walk-on and the true walk-on. The invited walk-ons are players recruited by coaches to come into the Tech program. The true walk-ons are students already enrolled at Tech who try to earn a spot in the program. Tech has two workouts (one in the spring and one in the fall) for these players. From there, some are invited back to try and earn a spot on the team.

Hokie walk-ons not only get the chance to play in one of the best programs in the nation, they get a chance to play for one of the best coaches in college football as well.

"I think our walk-on program is successful because we work at it," Beamer says. "We work to recruit guys who will have a chance to be a player in our program. We evaluate them very carefully. We only have so many spots for walk-ons now and it is very important that we get kids who have a chance to earn a scholarship.

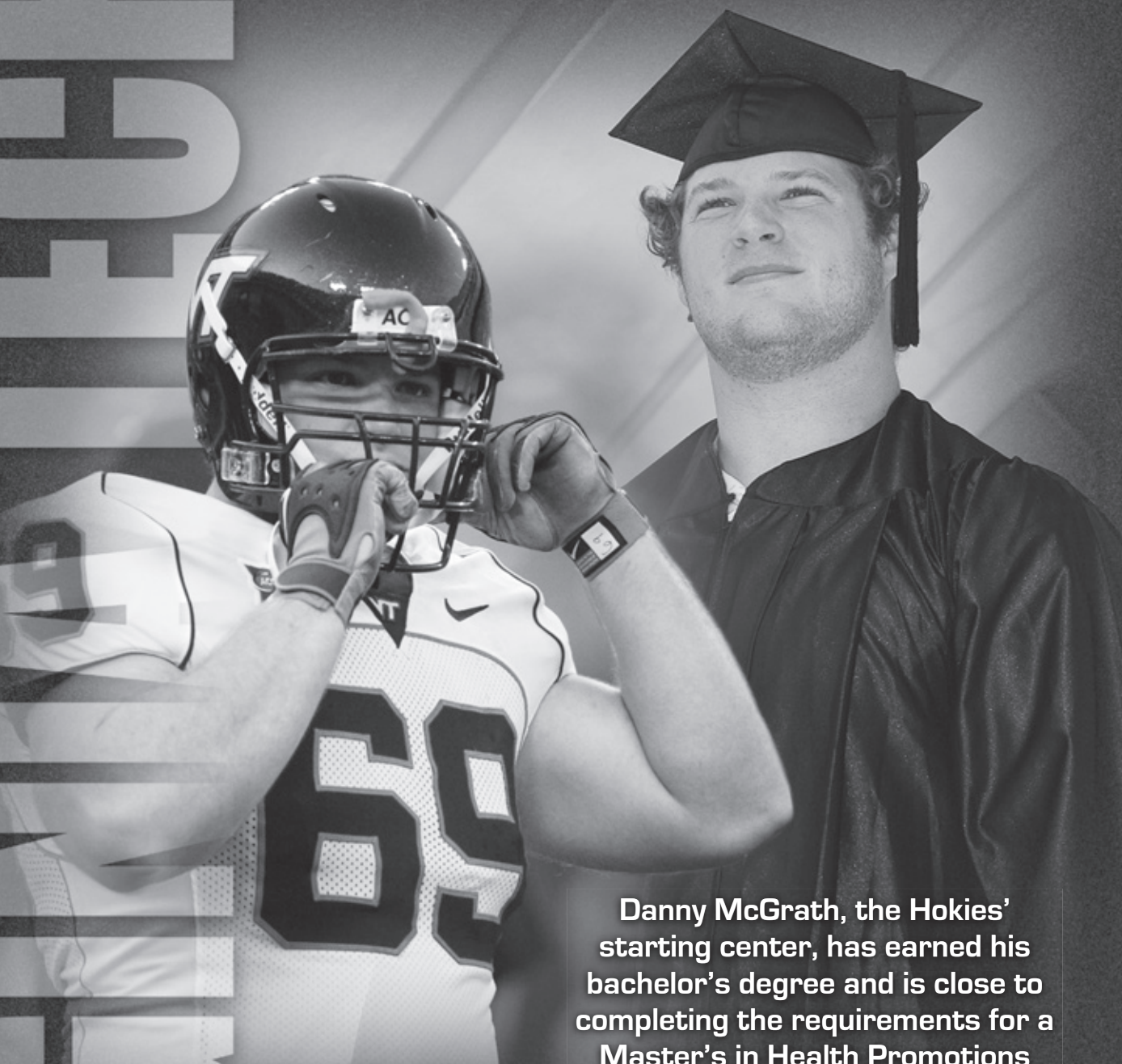
"I've always liked walk-ons because a lot of them have something to prove and they work harder and they go right by some scholarship guys as far as playing time."

Looking at this year's roster, there are six former walk-ons who have already earned scholarships and that number could increase. Brandon Pace, Orion Martin, Nick Leeson, Bart McMillin, Jared Develli and Jesse Allen all came to Tech as walk-ons and have earned scholarships for their valuable contributions.

Pace has been a two-time All-ACC performer and holds the school record for points by a kicker in a season. Martin earned his scholarship after just 15 spring practices in 2005 and Allen earned his last off-season after showing his dedication in the weight room and on the field.

The success of the Tech walk-on program continues to grow right along with the success of the football program. This year the Hokies will welcome another class of walk-ons who are each anxious to prove they could be the next Will Montgomery, John Burke or John Engelberger.

VA  
TECH  
WARRIORS



**Danny McGrath, the Hokies' starting center, has earned his bachelor's degree and is close to completing the requirements for a Master's in Health Promotions**

## Building the Mind and Body

- Virginia Tech had 118 student-athletes named to the Dean's List in the Fall '05 semester and 133 student-athletes make the Dean's List in the Spring '06 semester.
- Sixteen of the 21 seniors on this year's football squad have either graduated or are on track to graduate by the end of the fall semester.
- The Virginia Tech football program was honored for graduating at least 70 percent of their football student-athletes according to the American Football Coaches Association annual Academic Achievement Awards data.
- Tech student-athletes participate in programs sponsored by the Virginia Tech Athletics Office of Student Life, based on the NCAA/CHAMPS Life Skills program. This is a well-rounded program for student-athletes to develop the individual skills necessary to lead successful and productive lives.
- Tech's strength and conditioning program is regarded as one of the best in the nation, and the outstanding facilities include more than 22,000 square-feet of strength and conditioning training space.
- Tech's Athletic Performance Staff includes a full-time sport psychologist and a sports nutritionist.

**SUPPORT SERVICES**

# Student Athlete Academic Support Services

Providing the Tools Needed for Success in the Classroom



*Sarah Armstrong helps Hivera Green in the new SAASS offices at Lane Stadium.*

The success of Virginia Tech's football program rests largely on the academic progress of each student-athlete. The academic performance of Tech student-athletes has improved each year due in part to the Student Athlete Academic Support Services (SAASS).

The Virginia Tech graduation rate for student-athletes has risen significantly in recent years and is a school-best 74 percent for 2005. This marks the third time in the last four years that Virginia Tech's student-athlete graduation rate has been 70 percent or better.

The Virginia Tech football program has been an integral part of this recent academic success. According to the American Football Coaches Association 2006 graduation rate, Tech has a 74 percent graduation rate as compared to the 59 percent national average. Tech has received honorable mention accolades for the AFCA Academic Achievement Award in two of the past three years.


In addition to posting impressive graduation figures, current Virginia Tech student-athletes continue to excel in the

classroom. For the 2005 calendar year, 376 3.0 GPA's were earned by student-athletes, student trainers, student managers, cheerleaders and HighTechs. These student-athletes and students from support areas were recognized at the Athletic Director's Honors Breakfast last spring.

Student-athletes are the most visible student component of a university. They entertain thousands of fans, students and alumni. Their athletic ability and achievement is the primary focus for national media attention. Athletic events bring back not only faithful alumni, but are a welcome mat for potential new students.

Student-athletes devote many hours to practice, conditioning and training that are not required of all students. Due to their time commitment and their high visibility, it is an obligation and in the best interest of the university to supply these students with services which will allow them to maximize their academic potential.

The Virginia Tech Student Athlete Academic Support Services office is committed to providing



*Lane Stadium is the site of many exciting moments in most Virginia Tech football players' careers, including graduation ceremonies.*

fundamental and supplemental programming, consistent with University and NCAA policy, aimed at enhancing each student-athlete's educational experience.

Stakeholders of the office's mission include student-athletes and their families, the university community, coaches and athletics administrators. SAASS seeks to develop relationships with its stakeholders that are founded on trust and respect, and provides the following services to accommodate their needs:

- University and NCAA information
- Orientation
- Academic assessment
- The development of an effective student life program
- Appropriate referrals
- Monitored study environments
- Tutorial programs
- State of the art technological learning assistance
- Student Athlete academic performance evaluations

The expectations of the Virginia Tech community are that each student-athlete achieves their maximum academic and athletic potential. With the proper assistance, facilities and encouragement, these potentials can become a reality.

SAASS provides programming for student-athletes from their freshman year through graduation. This includes a comprehensive orientation to Tech, study hall, mentoring, tutoring, academic monitoring, academic recognition and eligibility education. Additionally, student-athletes are referred to and encouraged to take advantage of other campus agencies charged with helping students in their academic pursuits.

In the 2006-07 academic year, the SAASS office will be moving to the West Side of Lane Stadium. Here, student-athletes will have access to state-of-the-art technology, quiet study facilities, individualized tutorial rooms, and direct access to the SAASS staff. This complex will be a focal point for the Athletics Department, both aesthetically and pragmatically, and provide a centralized place for student athlete services.

The new facility features:

- More than 18,000 square feet of functional space
- 10 Staff Offices
- 18 Private Tutor Rooms
- State-Of-The-Art Classroom
- 45 Station Computer Lab
- Three Reading/Study Rooms
- Conference Room
- Reference Library



## Chris Helms

Director of Student Athlete Academic Support Services

Beginning his eighth year at Virginia Tech, Chris Helms is the director and is responsible for the development and leadership of the Student Athlete Academic Support Services office. Helms oversees an office comprised of an associate director, four assistant directors, two learning specialists, a systems analyst, an intern, and a secretary forming a group of professionals serving the needs of all student-athletes.

In addition to his duties directing SAASS, Helms serves as a liaison between the academic and athletic communities and is an ad hoc member of the University Athletic Committee.

Helms came to Tech from Michigan State University, where he served as the assistant director of the Student Athlete Support Services office.

Prior to MSU, Helms served as the coordinator of academic affairs for the Florida State University football program. Some of his other experience includes academic advisement for student-athletes at Central Connecticut State University.

Helms earned his bachelor's degree in psychology at Wake Forest University and received his master's in athletic counseling from Springfield College.

A native of Frederick, Md., he and his wife, Renee, have a son, Walker, and a daughter, Meigs.

Together, these spaces provide the student-athlete with a variety of study environments conducive to their success. Athletes can use these facilities between classes, after practice or in the evenings, with flexible hours tailored to make the most of a student-athlete's limited time.

Chris Helms, in his eighth year at Tech, is the director and is responsible for the development and leadership of the Student Athlete Academic Support Services office.

Colin Howlett begins his 10th year with Virginia Tech and serves as an associate director in the SAASS office.

In addition to assisting the director in all facets of the program, Howlett oversees the advisement of football student-athletes with regard to satisfactory progress, eligibility and degree completion as set forth by the NCAA, ACC and Virginia Tech.

He also helps coordinate support services for the football program, including tutorial support, mentoring, organized study table and major and career counseling. In addition to these responsibilities, Howlett assists in the recruitment, academic evaluation and admissions of prospective student-athletes.

Howlett came to Tech from the University of Maine, where he served for a year and a half as an academic advisor for the athletic department.

Some of his other experience includes academic advisement for student-athletes at Austin Peay State University and the University of Southern Mississippi.



Colin Howlett works with Aaron Brown in the old SAASS offices.

Howlett earned his bachelor's degree in business administration at Susquehanna University and received his master's in athletic administration from Southern Miss. A native of Allentown, Pa., he and his wife, Lisa, have two daughters, Natalie and Erika.

Katie Ammons is an assistant director who begins her eighth year and works with the men's and women's basketball, men's and women's cross country and men's and women's track programs. Ammons is also in charge of the operation of the computer labs and other computing resources available for student-athletes. Ammons is a former standout Hokie student-athlete.

Sarah Armstrong, assistant director, begins her second year as a full time member of the SAASS staff. Armstrong has undergraduate and graduate degrees from Virginia Tech and has served as SAASS's intern for the past two academic years. She works alongside Howlett and is responsible for providing academic programming for the freshman football students. Armstrong is also in charge of coordinating SAASS's tutorial program.

Drew Scales begins his fifth year with Student Athlete Academic Support Services as an assistant director. Scales provides academic support for student-athletes in lacrosse, volleyball, men's and women's soccer and wrestling, in addition to overseeing the mentor program.

Jessica Hegr begins her second year with SAASS and will work with student-athletes from the sports of baseball, softball, men's and women's swimming, men's and women's tennis, as well as the managers, trainers, cheerleaders and HighTechs.

Peggy Weiss serves as the learning specialist for the SAASS unit and is currently developing the Learning Assistance Program to help support student athletes and teach them more effective ways to study and perform well academically. Dr. Weiss will work in collaboration with the office of Services for Students with Disabilities and with all of the SAASS Academic Coordinators.

Joseph Goodman, systems administrator, is in his second year with the SAASS program. He provides SAASS and student athletes with the expertise to maintain and secure the windows computer lab and linux servers, develop web-based applications to enhance SAASS programming, and apply web-based applications using open source products to enhance education.

Terrie Repass begins her 32nd year of service at Virginia Tech. She serves as the office secretary and "first contact" person for the SAASS. She is responsible for organizing special events and meetings for the office. Repass prepares all accounting, purchasing and travel transactions for the office.

## Student Athlete Academic Support Services Staff



**Colin Howlett**  
Associate Director



**Katie Ammons**  
Assistant Director



**Sarah Armstrong**  
Assistant Director



**Jess Hegr**  
Assistant Director



**Drew Scales**  
Assistant Director



**Dr. Peggy Weiss**  
Learning Specialist




**Joseph Goodman**  
Systems Administrator



**Terrie Repass**  
Secretary

## COMPUTER SERVICES



Another example of Virginia Tech's commitment to providing its student-athletes with the best academic resources possible is the presence of the Computer Services department, under the direction of Brad Tilley (left) and Brandon Mason.

Because all Tech students are required to own computers, the Virginia Tech athletics department helps its scholarship athletes fulfill that requirement by providing them with state-of-the-art laptops equipped with the most recent software.

In addition to procuring laptops for the athletes, the office also addresses hardware and software needs for the student-athletes and the entire Virginia Tech athletics staff. Both Tilley and Mason are graduates of Virginia Tech.



# Athletics Office of Student Life

## Assisting in the Development of the Total Person

The Virginia Tech Athletics Office of Student Life is committed to developing the total student-athlete. The Director of the Office of Student Life, Megan Armbruster, is dedicated to enhancing the quality of the student-athlete experience through programs the office administers. The programming implemented by the Virginia Tech Athletics Office of Student Life is modeled after the NCAA/CHAMPS Life Skills Program. The five components are Personal Development, Career Development, Academic Excellence, Athletic Excellence and Community Outreach.

### Personal Development

Virginia Tech student-athletes obtain personal development education through workshops and mandatory speakers. Presentation topics include gambling, alcohol abuse, sexual violence and healthy relationships, media relations and manners and etiquette dinners.

The Virginia Tech football team invites numerous speakers to present on a variety of topics during the fall two-a-day

practices and meetings. Topics covered in these presentations include: appropriate campus and community conduct, media relations, sports psychology, drug and alcohol education, sports agent relations, gambling and healthy relationships.

### Career Development

In close collaboration with the Virginia Tech Career Services Center, career development programs are designed specifically for student-athletes. Resume design, career fair etiquette, mock interviews, interview attire and mini-career fairs are just a few examples of workshops hosted by the Athletics Office of Student Life. Student-athletes are encouraged to participate in on-campus interviewing and eRecruiting along with securing internships and coops during their college careers. In the 2005-2006 academic year, Cintas Corporation, Ferguson and NVR, Inc. hosted workshops providing student-athletes the opportunity to hear job search strategies directly from employers.

*continued on next page*



### Megan Armbruster

Director of Student Life

Megan Armbruster is in her fourth year at Virginia Tech as the Director of Student Life. Armbruster is responsible for coordinating New Student-Athlete Orientation, Hokie Career Development, the "Hokies with Heart" community outreach programs, and serves as

advisor for the Virginia Tech Student Athlete Advisory Committee. She also nominates student-athletes for academic honors and awards.

Armbruster serves on a variety of campus committees including the Sexual Violence Prevention Committee, S.A.I.L. Leadership Committee, Virginia Tech Orientation Planning Committee and Hokie Hi Welcome Back Planning Committee. Armbruster was a team facilitator for the NCAA Life Skills Conference in 2005.

In 2004-2005, she was an instructor for the WING program First Year Seminar. This class is taught to first-year students living in a co-educational environment in the Slusher Hall WING learning community.

Armbruster was honored by the United Way of Montgomery, Radford and Floyd for 'Exceptional Dedication.' She was also presented with an award from the Virginia Tech Women's Center in appreciation for her contributions to the Violence Against Women Act Grant.

Armbruster came to Tech from the University of Nebraska. At Nebraska, she served as assistant academic counselor at the Hewitt Academic Center for Student-Athletes for two years. She earned her bachelor's degree in community health education in 1998 and received her master's in educational administration in 2001, both from Nebraska.



*Quarterback Sean Glennon reads to a group of students in a local school as part of the community outreach that the Virginia Tech football program extends.*

## Academic Excellence

The Virginia Tech Athletics Office of Student Life is responsible for nominating student-athletes for academic honors and awards. Athletes are nominated for on-campus, Atlantic Coast Conference and national awards. Student-athletes with a 3.0 GPA are rewarded each semester by being honored on the Athletic Director's Honor Roll. The 2005 calendar year listed 377 student-athletes with this honor. Neil Savage, men's swimming and diving, and Lindsay Pieper, women's lacrosse, received the Skelton Award for Academic Excellence in Athletics. The award is given to one male and one female student-athlete who demonstrate leadership, outstanding academic excellence and community involvement. The recipients of the award receive a \$5,000 scholarship donated by Dr. Bill and Peggy Skelton.

Several athletes from the Virginia Tech football team have received various academic awards. Thirty-eight Hokies made the Athletic Director's Honor Roll in 2005. James Anderson and Danny McGrath were named to the 2005 Virginia Tech All-Academic Team for attaining the highest GPA in 2004 on the football team. Anderson, Jeff King, McGrath, Will

Montgomery and Brandon Pace were named to the 2005 All-ACC Academic Football Team. The ACC recognized Anderson by naming him as a Weaver-James-Corrigan Honorary Award winner.

## Athletic Excellence

The Virginia Tech Student-Athlete Advisory Committee (SAAC) promotes effective communication between athletic administration and student-athletes. SAAC is comprised of two representatives from each sport. These representatives meet twice a month to discuss issues and concerns regarding their sports, department of athletics, ACC and NCAA legislation. The student-athletes encourage their teammates to get involved both on campus and in the community. Each year, SAAC sponsors a canned food drive during the basketball season. The football team SAAC representatives are Cary Wade and Cory Price. Wade also serves as a member of the ACC-SAAC representing Virginia Tech student-athletes.

Anderson and Darryl Tapp were recognized during the 2005-2006 academic year for off-the-field accomplishments. Anderson was a finalist for the ARA National


College Football Sportsmanship Award and the Wuerffel Trophy, considered the "Humanitarian Heisman." Tapp was a finalist for the Lott Trophy, which honors the college football defensive IMPACT player of the year.

## Community Outreach

The Athletics Office of Student Life community outreach program is "Hokies with Heart." Student-athletes are encouraged to volunteer throughout their college experience. In collaboration with the Virginia Tech Corps of Cadets and student leadership, the "Hokies with Heart" program works together with the Montgomery County Public Schools System to visit with local school kids about the importance of education and character development. In 2005, student-athletes also volunteered with the Montgomery County Christmas Store, Virginia Tech White Ribbon Campaign and

Hokies United Hurricane Relief Campaign.

Each athletic team at Virginia Tech is encouraged to select one local charity on which to focus their philanthropic efforts throughout the year. The football team works with the United Way of Montgomery, Radford and Floyd. Football players have participated in a bowling league with the NRV Agency for Persons with Mental Retardation. Seniors on the football team volunteer at a local soup kitchen sponsored by the United Way during Thanksgiving break. In 2005-2006, Hokie fans supported this partnership by purchasing orange "Team United" wrist bands. This year the Virginia Tech football team presented the United Way with a check for \$15,812, making the two-year total of the fundraiser more than \$50,000.



*Members of the Virginia Tech football team sign autographs while volunteering at a Special Olympics Regional Basketball Tournament at Cassell Coliseum.*

# ATHLETIC PERFORMANCE



There's much more to athletic performance than weight training. Always striving to stay on the cutting edge, Virginia Tech has combined strength and conditioning with nutrition and sport psychology to the benefit of its student-athletes. At Tech, these areas are part of the student-athletes' preparation — not just for game day, but also for life. Virginia Tech tries to provide the best services, facilities and support staff for all of its student-athletes, to make them better athletes and better people.

## Strength & Conditioning

### One of the Nation's Top Programs Helps Student-Athletes Get Bigger, Faster and Stronger!

One of the most important aspects of a successful college football program is its strength and conditioning program. Before the lights ever come on, before the players run out of the tunnel for the first game and before the first touchdown is ever scored for a season, college football players work on getting themselves physically prepared for the rigors of a five-month season.

Thanks to the direction of Assistant Athletics Director for Athletic Performance Mike Gentry, the Virginia Tech strength and conditioning program is among the best in the nation, helping to make the football program one of the best as well.

One of the main support centers of Tech football is the strength and conditioning program.

The results of hard work by the staff and the student-athletes have paid huge dividends as the Hokies have pushed their streak to 13 consecutive bowl game appearances.

The football team trains in the 17,000-square foot training center on the first level of the Merryman Athletic Center. The weight room facility features free-weight equipment, a full line of Hammer

Strength equipment, 12 platforms and a 6,000-square foot state-of-the-art speed and agility room.

Tech also has the use of a 10-by-40-yard sand pit located outdoors and adjacent to the weight room. This pit is used for resistive running drills to improve speed. The Hokies also have the practice fields for use in running drills.

Tech football players can also train in the Jim "Bulldog" Haren Weight Room. Located in Jamerson Athletic Center, the 5,000-square foot weight room was officially dedicated in September 1985 to Haren, a former Hokie player and long-time supporter of the Virginia Tech Athletics Department. With the two facilities, the Hokies have more than 22,000-square feet of strength and conditioning training space.

The Tech football strength program centers around four major lifts. The bench press and squat are lifts for building all-around strength; the push jerk and power clean help players develop explosive power. Gentry's program also includes conditioning and speed development, which the players do in the speed and agility room, Rector Field House (Tech's indoor practice facility) and on the Hokies' track facilities.

Each player has personal goals which he works to achieve. The team is broken down into four groups based on positions relevant to the players' body size. The players work to progress from Maroon, Orange, Hokie, Iron Hokie and Super Iron Hokie status to the Elite Level.

The Elite Level of Performance was created to push the athletes to higher levels. This level is a predetermined performance test which measures achievement for the individual's position. It comprises four tests in strength (bench press, squat, push jerk and power clean) and five tests in performance (vertical jump, 40-yard time, 10-yard time, sit-reach test and 20-yard shuttle).

Assisting Gentry in the weight room this year are four full-time assistant strength and conditioning coaches. Terry Mitchell is the assistant director of strength and conditioning. Former football players Jarrett Ferguson and Keith Short, as well as Jamie Meyer, serve as coordinators for strength and conditioning.

Mike Crist and former Hokie football player Thenus Franklin are graduate assistants for strength and conditioning.



Fullback Kenny Jefferson works out doing interval dumbbell lying tricep extensions.



## Dr. Mike Gentry

Assistant Athletics Director  
for Athletic Performance

Dr. Mike Gentry begins his 20th season as the Hokies' director of strength and conditioning. As assistant athletics director for athletic performance, his duties include overseeing the strength and conditioning training of athletes in all 21 varsity sports at Virginia Tech. He is

directly involved in the training of the football and women's basketball teams and manages programs for nutrition.

Gentry was named the second-annual Samson Strength & Conditioning Coach of the Year in the March 2005 issue of *American Football Monthly*.

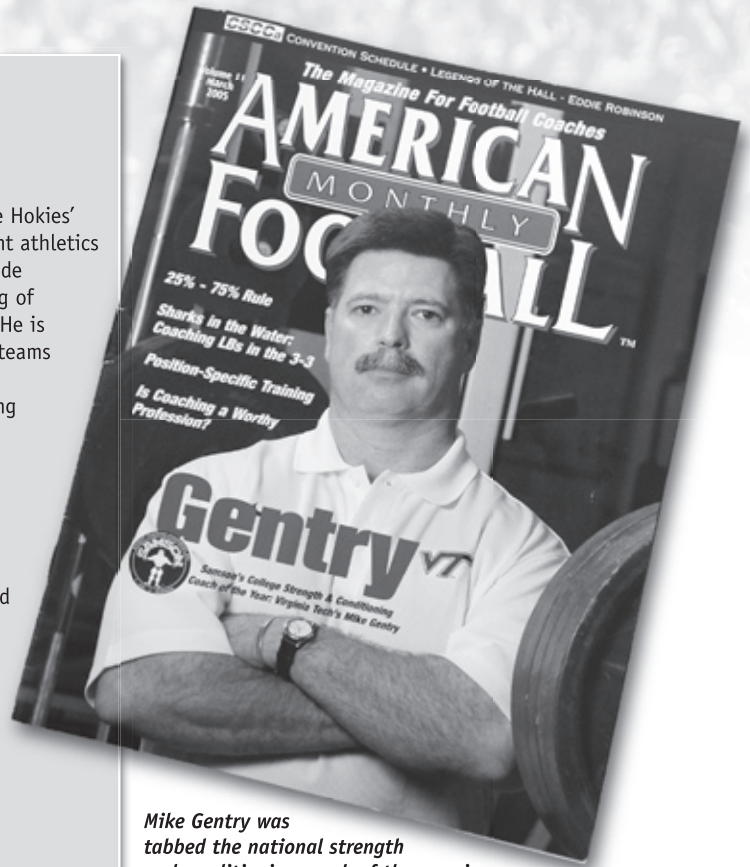
In May 2003, Gentry was honored by the Collegiate Strength and Conditioning Coaches when he was named a Master Strength and Conditioning Coach. Gentry is currently one of only 36 coaches in the country to have received the CSCC's highest award.

A native of Durham, N.C., Gentry received his bachelor's degree in physical education from Western Carolina University in 1979 and received his master's from the University of North Carolina at Chapel Hill in 1981. He received his doctorate in curriculum and instruction, with an emphasis in motor behavior, from Virginia Tech in 1999.

Gentry worked as an assistant strength coach at UNC and as the head strength coach at East Carolina University prior to coming to Virginia Tech in 1987.

In 1995 and 1996, Gentry was recognized by the National Strength and Conditioning Association as a finalist for the National Strength and Conditioning Professional of the Year.

Gentry has a son, Roy Christopher, 16.



Mike Gentry was tabbed the national strength and conditioning coach of the year in the March 2005 issue of *American Football Monthly*.

## Coach Gentry's Philosophy

"Since 1987, our strength and conditioning program has developed a tradition. We have a team dedicated to training hard and striving for excellence. The younger student-athletes see the upperclassmen's intensity and it makes everyone want to train to be one's best. Our strength and conditioning program is designed to help our student-athletes build overall strength, power and stamina, while helping them develop self-discipline and realize their potential as athletes. We have a comprehensive program utilizing strength/power training, plyometrics, functional conditioning and flexibility training. Our goal is to become one of the most physical teams in the nation."

## Strength & Conditioning Records

Bold type indicates records set in Spring 2006 testing

| POSITION           | BENCH PRESS            | BACK SQUAT             | HANG CLEAN               | POWER CLEAN                 | PUSH JERK               | VERTICAL JUMP         | 40 YD TIME                |
|--------------------|------------------------|------------------------|--------------------------|-----------------------------|-------------------------|-----------------------|---------------------------|
| Tight Ends         | D. Carter 420 '99      | B. Wynn 585 '00        | J. Thompson 351 '99      | J. Kinzer 360 '05           | J. Kinzer 366 '05       | J. Kinzer 37" '05     | K. Willis 4.58 '01        |
| Offensive Tackles  | J. Redding 500 '99     | <b>B. Fyre 705 '06</b> | C. Andreadis 405 '96     | J. Martin 360 '03           | C. Barry 386 '93        | W. Flowers 36" '96    | B. Frye 4.74 '04          |
| Offensive Guards   | <b>B. Gore 460 '06</b> | W. Boatwright 755 '91  | C. Malone 390 '95        | W. Montgomery 380 '04       | C. Burnette 390 '04     | T. Smith 33.5" '98    | A. Lambo 4.75 '99         |
| Centers            | J. Grove 500 '03       | T. Washington 680 '97  | T. Washington 445 '97    | W. Montgomery 390 '05       | W. Montgomery 391 '05   | J. Grove 35" '99      | K. Short 4.81 '98         |
| Quarterbacks       | B. Randall 370 '03     | B. Randall 575 '03     | J. Druckenmiller 405 '96 | D. Meyer 300 '98            | <b>G. Boone 334 '06</b> | M. Vick 41.0" '00     | M. Vick 4.25 '00          |
| Fullbacks          | J. Meyers 480 '03      | J. Meyers 650 '03      | J. Allen 380 '03         | J. Allen 395 '05            | W. Briggs 401 '01       | J. Spence 40.0" '02   | E. Jones 4.37 '86         |
| Tailbacks          | J. Jeffries 400 '90    | W. Ward 620 '00        | K. Oxendine 370 '97      | J. Spence 321 '01           | K. Oxendine 361 '97     | K. Jones 41.5" '03    | L. Suggs 4.27 '00         |
| Wide Receivers     | E. Royal 365 '05       | E. Wilford 555 '03     | S. Scales 365 '97        | T. Parham 321 '02           | E. Wilford 346 '03      | E. Johnson 41" '01    | <b>E. Royal 4.22 '06</b>  |
| Defensive Tackles  | W. Jackson 475 '96     | P. Moronta 700 '88     | W. Jackson 405 '95       | <b>K. Robertson 400 '06</b> | C. Burnette 405 '05     | C. Bradley 35.5" '98  | C. Bradley 4.64 '98       |
| Defensive Ends     | A. Chamblee 475 '89    | D. Tapp 660 '04        | D. Wheel 410 '97         | N. Adibi 366 '02            | J. Engelberger 401 '99  | C. Taliaferro 39" '86 | C. Moore 4.38 '99         |
| Inside Linebackers | J. Houseright 425 '01  | R. Cockrell 670 '90    | K. Gray 400 '94          | <b>M. Muncey 341 '06</b>    | R. Pendleton 361 '92    | V. Robinson 40.5" '02 | <b>X. Adibi 4.41 '06</b>  |
| Whip Linebackers   | J. Anderson 380 '03    | T. Butler 550 '00      | M. McClung 345 '93       | B. Manning 316 '03          | J. Anderson 356 '03     | P. Summers 42" '98    | <b>R. Parker 4.33 '06</b> |
| Rovers             | C. Bird 400 '00        | C. Bird 575 '00        | P. Prioleau 330 '97      | C. Bird 341 '01             | C. Bird 390 '00         | P. Prioleau 43.5" '97 | K. Burnell 4.21 '02       |
| Cornerbacks        | A. Banks 400 '96       | R. Whitaker 555 '02    | A. Banks 340 '96         | L. Austin 316 '01           | L. Austin 341 '00       | L. Austin 42.5" '00   | D. Hall 4.15 '03          |
| Free Safeties      | T. Gray 370 '96        | W. Pile 515 '99        | S. Rice 331 '89          | J. Hamilton 295 '05         | K. McCadam 316 '00      | J. Hamilton 37.5" '05 | D. Russell 4.23 '90       |
| Specialists        | C. Anders 400 '99      | N. Schmitt 605 '04     | N. Schmitt 331 '04       | N. Schmitt 360 '05          | N. Schmitt 360 '05      | S. Graham 34" '99     | V. Burns 4.35 '01         |

## Elite Level Hokies

Brandon Frye • offensive lineman • 2005, 2006  
 Will Montgomery • offensive lineman • 2005  
 John Kinzer • fullback • 2005  
 James Anderson • linebacker • 2004, 2005  
 Cols Colas • defensive end • 2002  
 Ernest Wilford • wide receiver • 2002  
 Vegas Robinson • linebacker • 2002  
 Josh Spence • fullback • 2002  
 Larry Austin • defensive back • 2001  
 Jarrett Ferguson • fullback • 2000, 2001  
 Browning Wynn • tight end • 2000  
 Matt Lehr • offensive lineman • 2000



*Ryan Shuman (above) does the bench press with chains attached for dynamic resistance. Stephan Virgil (left) Roland Minor (below) and Barry Booker (right) take part in various drills as part of the complete strength and conditioning program the Hokies go through.*



## Virginia Tech Football All-Time Elite Club

Bold type indicates records set in Spring 2006 testing

| BENCH PRESS            | BACK SQUAT             | POWER CLEAN                 | PUSH JERK              | VERTICAL JUMP        | 40 YARD DASH          |
|------------------------|------------------------|-----------------------------|------------------------|----------------------|-----------------------|
| J. Grove 500 '03       | W. Boatwright 755 '91  | <b>K. Robertson 400 '06</b> | W. Montgomery 391 '05  | P. Prioleau 43.5 '97 | D. Hall 4.15 '03      |
| J. Redding 500 '99     | <b>B. Frye 705 '06</b> | J. Allen 395 '05            | C. Burnette 405 '05    | L. Austin 42.5 '00   | K. Burnell 4.21 '02   |
| J. Meyers 480 '03      | C. Burnette 700 '04    | W. Montgomery 390 '05       | W. Briggs 401 '01      | I. Charlton 42 '98   | D. Russell 4.23 '90   |
| A. Chamblee 475 '89    | P. Moronta 700 '89     | J. Grove 376 '00            | J. Engelberger 401 '99 | P. Summers 42 '98    | M. Vick 4.25 '00      |
| M. Udinski 475 '82     | M. Lehr 700 '00        | N. Adibi 366 '02            | C. Bird 390 '00        | M. Malone 42 '04     | L. Austin 4.26 '00    |
| W. Jackson 475 '96     | A. Nelson 700 '02      | C. Beasley 361 '99          | J. Martin 390 '05      | K. Jones 41.5 '03    | L. Suggs 4.27 '00     |
| K. Short 460 '99       | N. Marshman 690 '05    | J. Ferguson 360 '01         | K. Short 387 '98       | J. Anderson 41.4 '04 | Ma. Vick 4.28 '05     |
| D. McGrath 460 '03     | J. Redding 685 '99     | D. Perez 360 '05            | J. Baron 386 '95       | A. Midget 41.5 '97   | T. Drakeford 4.28 '92 |
| W. Montgomery 460 '05  | T. Washington 680 '97  | J. Kinzer 360 '05           | J. Petrovich 386 '93   | G. Wilds 41.5 '02    | A. Davis 4.29 '99     |
| <b>B. Gore 460 '06</b> | R. Cockrell 670 '88    | N. Schmitt 360 '05          | B. Smith 386 '84       | M. Vick 41 '00       | K. Jones 4.3 '03      |



Hard work is the key for the Hokies, whether it is on the field, or in their strength and conditioning workouts.



## Super Iron Hokies

|                         |               |                        |                  |                       |               |                          |               |
|-------------------------|---------------|------------------------|------------------|-----------------------|---------------|--------------------------|---------------|
| Todd Grantham .....     | 1988          | Cornelius White .....  | 1996             | Jake Houseright.....  | 1999          | Justin Hamilton.....     | 2003,04,05    |
| Malcolm Blacken .....   | 1988          | Billy Conaty .....     | 1996             | Ike Charlton.....     | 1999          | Nathaniel Adibi .....    | 2003          |
| Horatio Moronta .....   | 1989          | Torrian Gray .....     | 1996             | Jake Grove .....      | 1999,00       | Darryl Tapp .....        | 2003,04       |
| Myron Richardson.....   | 1989          | Steve Tate .....       | 1996,97          | Mike Davis .....      | 1999,00       | Nic Schmitt.....         | 2003,04,05,06 |
| Karl Borden .....       | 1989,90       | Brian Edmonds .....    | 1996             | Larry Austin .....    | 2000,01       | Jason Meyers.....        | 2003,04       |
| David Hackbirth.....    | 1989          | Ryan Smith .....       | 1996,97,98       | Tee Butler .....      | 2000          | Travis Conway.....       | 2003,04       |
| Sean Lucas.....         | 1989          | Cory Bird .....        | 1996,97,98,99,00 | Dave Meyer.....       | 2000          | John Kinzer .....        | 2003,04,05,06 |
| Frank Mooney .....      | 1989,90       | Gennaro DiNapoli ..... | 1997             | Marvin Urquhart.....  | 2000,01       | Chris Burnette .....     | 2004,05,06    |
| Scott Rice.....         | 1990          | Corey Moore .....      | 1997,98,99       | Michael Vick.....     | 2000          | Robert Parker .....      | 2004          |
| Marvin Arrington.....   | 1990          | Shawn Scales .....     | 1997             | André Davis .....     | 2000          | Jeff King .....          | 2004,05       |
| Al Chamblee.....        | 1990          | Al Clark .....         | 1997             | Lee Suggs .....       | 2000,01,02    | Omar Hashish .....       | 2004,05       |
| Phil Bryant .....       | 1991          | Jason Buckland .....   | 1997             | Chris Buie.....       | 2000,01,03    | Nick Leeson .....        | 2004,05       |
| William Boatwright..... | 1991          | John Engelberger ..... | 1997,99          | Ernest Wilford.....   | 2000,01,02,03 | Brandon Frye.....        | 2005          |
| Jon Jeffries.....       | 1991          | Brad Baylor .....      | 1997             | Josh Spence .....     | 2000,01,02    | Duane Brown.....         | 2005          |
| Kirk Gray .....         | 1991          | Todd Washington .....  | 1997             | Anthony Nelson .....  | 2000,01,02    | John Candelas .....      | 2004,05       |
| Chris Peduzzi.....      | 1991,93,94    | Brian Welch .....      | 1997,98,99,01    | Keith Burnell.....    | 2001,02       | Cedric Humes .....       | 2005          |
| Jim Pyne .....          | 1992,93       | Wayne Briggs .....     | 1997,98,99,00,01 | Joe Wilson .....      | 2001,02       | Mike Imoh .....          | 2005          |
| P.J. Preston .....      | 1992,93       | Tyron Edmond.....      | 1998             | Cols Colas .....      | 2001,02,03    | Cory Gordon .....        | 2005          |
| Hank Coleman .....      | 1992,93       | Josh Redding .....     | 1998,99          | Vegas Robinson .....  | 2001,02,03    | D.J. Walton.....         | 2005          |
| John Burke .....        | 1992,93       | Pierson Prioleau.....  | 1998             | Jason Lallis .....    | 2001          | George Bell .....        | 2004          |
| Joe Swarm .....         | 1992          | Carl Bradley .....     | 1998,99          | Brandon Manning.....  | 2001,02,03,04 | Danny McGrath .....      | 2005          |
| Vernon Dozier .....     | 1992          | Daniel Nihipali .....  | 1998,99          | Bryan Randall.....    | 2002,03       | Stevie Ray Lloyd .....   | 2005          |
| George DelRicco.....    | 1992,93,94,95 | Terrell Parham .....   | 1998,99,00,01    | Doug Easlick.....     | 2002,03       | Marcus Vick.....         | 2005          |
| Rafael Williams .....   | 1992,94,95    | Rick Wright .....      | 1998,99          | Mikal Baaqee .....    | 2002,03,04    | Demetrius Taylor .....   | 2005,06       |
| Jim Druckenmiller ..... | 1993,94,95,96 | Jarrett Ferguson ..... | 1999,00,01       | Ken Keister .....     | 2002          | Devin Perez.....         | 2005,06       |
| Waverly Jackson .....   | 1994,95,96    | André Kendrick .....   | 1999             | Kevin Jones .....     | 2003          | Greg Boone.....          | 2005,06       |
| Keith Gray .....        | 1994          | Derrius Monroe .....   | 1999             | James Anderson.....   | 2002,03,04,05 | Josh Morgan .....        | 2005,06       |
| Ken Oxendine .....      | 1995,96,97    | Matt Lehr .....        | 1999,00          | Richard Johnson ..... | 2002,03       | Jimmy Martin .....       | 2004,05       |
| Jim Baron .....         | 1995          | Browning Wynn .....    | 1999,00          | Brandon Gore .....    | 2003,04,05    | Carlton Weatherford..... | 2006          |
| Danny Wheel .....       | 1995,96,97    | Shyrone Stith .....    | 1999             | Will Montgomery ..... | 2003,04,05    | Eddie Royal.....         | 2006          |
| Antonio Banks.....      | 1995,96       | Ricky Hall .....       | 1999             | Jesse Allen .....     | 2003,04,05    | Nick Marshman .....      | 2006          |
| Myron Newsome.....      | 1996          | Chad Beasley.....      | 1999             | Chris Clifton.....    | 2003,04       | Noland Burchette.....    | 2006          |

# ATHLETIC PERFORMANCE

# Sport Psychology



## Helping Student-Athletes in All Aspects of Their Lives

Virginia Tech offers another important service to all its student-athletes — sport psychology. Dr. Gary Bennett coordinates the sport psychology department, which offers psychological and performance enhancement services for student-athletes. Bennett also works closely with the Cook Counseling Center.

Bennett meets with student-athletes on an individual basis for personal counseling and to discuss the mental aspects of the game. He also works on team building, communication and performance enhancement.

Mike Gentry, assistant AD for athletic performance, says, "I've always felt that (sport psychology) was an important element. We want to be a holistic model of an athletics department, and we wanted to and needed to include sport psychology in that model."

"We try to address all the various factors that affect student-athletes' performance on and off the field," Bennett says. "We believe we can help athletes perform better by addressing those concerns."

The sport psychology department also offers an injury group to afford injured athletes the opportunity to meet with other injured athletes and talk about their recovery process. Injured athletes may also meet individually with the sport psychologists. On average, the psychologists conduct 20 individual sessions per week and meet weekly with teams as the need arises.

A new addition to the sport psychology resources is the Dynavision 2000, a unique conditioning and training program designed to increase focus and concentration, improve coordination and visuomotor reactions and increase peripheral awareness. Virginia Tech is privileged to be one of only a handful of

schools with this cutting-edge technology.

The response to the sport psychology program has been very positive. The student-athletes are very receptive to the services offered by the doctors. The sport psychology office reaches out to athletes who may not have considered going to the counseling service that is offered to all students at Virginia Tech.

"It is a great resource for our coaches and our athletes," Gentry says. "We've improved a lot in areas of strength and conditioning, nutrition and in sport psychology. It's all about becoming a well-rounded athletic program and helping student-athletes. We want to give them all the resources we can, to put them in a position to be successful."



**Dr. Gary Bennett**  
Sport Psychologist

Dr. Gary Bennett is in his seventh year as the sport psychologist for the Virginia Tech Athletics Department. The Lexington, Ky., native began working at Virginia Tech in 1995 at the Cook Counseling Center. In addition to seeing students in therapy, Bennett has taught and supervised pre-doctoral level interns.


In athletics, Bennett also serves on the substance abuse committee and the planning committee for the "Summit for Student-Athlete Success" events. The 46-year-old also does work with various teams in the area of performance enhancement.

Bennett received a B.A. in English from Centre (Ky.) College in 1981, where he played baseball. He was awarded a Master's in rehabilitation counseling from the University of Kentucky in 1988 and received a Ph.D. in counseling psychology from UK in 1995. Bennett is licensed as a clinical psychologist and has additional training in sport psychology.

Bennett lives in Blacksburg and enjoys playing golf and basketball, as well as hiking and skiing, in his spare time.

### Formula for success

- preparation
- positive attitude
- playing with confidence
- staying focused
- executing your



*Speaking with teams or groups is one of the ways Dr. Gary Bennett helps Virginia Tech's student-athletes.*

# ATHLETIC PERFORMANCE

# Sports Nutrition

## Educating Student-Athletes About the Best Food Choices

Eating healthy and choosing nutritious diets are important aspects of a Virginia Tech student-athlete's life, and that's why in July 2002, the athletics department implemented the sports nutrition program. Amy Freel serves as the director.

Freel works individually with student-athletes to provide them with information they need on their diet. She also provides individual players with diet counseling on issues such as gaining lean muscle mass, losing body fat, and eating choices to improve performance.

She also designs preseason menus, snacks and training table menus for the football team.

"It is extremely beneficial for our student-athletes to have nutrition education and counseling available to them in order for them to remain successful in their sports and outside of athletics," Freel said. "The individualized nutrition education allows me and the athletes to get very specific on their nutritional, personal and sport-specific goals."

The sports nutritionist works with the "Training Edge," a dining



*Amy Freel talks with Brenden Hill and Cory Holt about food choices and serving sizes in her Merryman Center office.*

option for health-conscious students and athletes, to design menus for training tables and daily menu selections.

Also in July 2002, the Virginia Tech Athletics Department purchased the BodPod body composition system. Tech is one of a handful of college athletic departments using this type of technology. The BodPod is found in many professional training facilities, such as the NFL and Major League Baseball. It accurately measures body

composition (percent of body fat, lean muscle mass and fat mass) through air displacement within five minutes. Research has shown that an increase in lean muscle mass will increase athletic performance. The Sports Nutrition Program has helped countless Tech athletes maximize their athletic performance.



### Amy Freel

Sports Nutritionist

Amy Freel enters her fifth year as the sports nutritionist in the Virginia Tech Athletics Department. Prior to serving as the nutritionist, she served as the coordinator of student life for a little more than two years.

In 2005, she was named the Young Dietician of the Year by the Virginia Dietetic Association for her work as the nutritionist in the Tech athletics department

Freel, a native of Glen Ellyn, Ill., received her undergraduate degree in dietetics in 1996 from Ball State University in Muncie, Ind., while competing in gymnastics for four years. She became a registered dietitian in 1997 and earned her master's degree in dietetics from Ball State in 1998.

After graduation, Freel served as a clinical dietitian at the Lewis-Gale Medical Center for a year-and-a-half before coming to Tech in September of 1999. She became the full-time director of sports nutrition in July 2002.

Her husband, Mike, works for Virginia Tech Recreational Sports. The couple and their three children, Ben (5), Matt (4), and Ashley, who was born in January, live in Blacksburg.



*Amy Freel with Roland Minor in the BodPod — a great tool for measuring body composition and maximizing potential.*



# Sports Medicine

Providing the Hokies with Experienced, Professional Care



*The Eddie Ferrell Memorial Training Room provides a state-of-the-art home to Virginia Tech's Athletic Training program.*

The Virginia Tech Sports Medicine Department is an ever-changing and developing unit that strives to provide the most current and comprehensive care to all student-athletes. The department is constantly evolving to incorporate new ideas and state-of-the-art resources for the betterment of student-athletes.

A professional staff — including primary care physicians who are Board certified in family medicine and sports medicine, orthopaedic surgeons, certified athletic trainers, physical therapists, chiropractors, massage therapists, sport psychologists, nutritionists and orthotists — is available to manage the health care of Tech athletes.

As part of the evolution, Tech recently completed its fifth full year in the 4,300-square-foot Eddie Ferrell Memorial Training Room. This area consolidated the training rooms that existed in the Merryman Center and Cassell Coliseum. The facility gives the training staff a centralized area to care for the needs of all Virginia Tech student-athletes. There is top-of-the-line equipment and a unique style of architecture, developed by Glenn Reynolds, AIA and Larry Perry as the consulting engineer.

The Ferrell Training Room, which nearly doubles the size of the former Merryman Center facility, allows the staff to utilize that room for physical therapy, chiropractic care and massage therapy. With its completion, Virginia Tech now has more than 10,000 square feet dedicated to sports medicine, placing Tech in the top five percent nationally. In addition, the \$10 million Merryman Center, a state-of-the-

art facility that includes 2,400 square feet of medical space, supplements the new training room. This treatment room has numerous treatment modalities, including portable X-ray, electric stimulation, ultrasound, hot and cold packs and a lumbar/cervical traction unit. It also has offices for the staff, dozens of training tables, two cold tubs, whirlpools, an underwater treadmill, a Biodex System 3 and various other pieces of rehabilitation equipment. In

addition, a training room has been constructed in Rector Field House to serve the football team when it practices indoors.

The range of benefits athletes have access to include custom orthotics, custom mouth guards, specialized DonJoy prophylactic bracing and many other options to help prevent or protect them from injuries. The sports medicine staff also takes great pride in treating the athletes year-round.

*Continued on next page*



*Dr. Marc Siegel reviews digital radiographic images with an injured athlete in the Eddie Ferrell Memorial Training Room.*

Special attention is paid to off-season activity. During this time, the staff will analyze past injury data from each participant and construct a preventative program that is followed over a nine-week period between the end of the season and the beginning of spring practice. This same procedure is followed during the summer.

"If our strength and conditioning is so important, and it is, then we owe it to our athletes to provide them with the necessary resources to keep them actively participating," Goforth said. "We basically adopt the attitude that in the fall, our mission is to keep them participating on the field and during the other times of the year, it is our job to keep them participating in our strength and conditioning program."

Their programs consist of strengthening, stretching and – most importantly – movement pattern analysis and training to help prevent the re-occurrence of injuries.

"We value the off-season greatly within our department," Goforth said. "We have adopted the same mindset as our strength and conditioning staff and look at our off-season time as an opportunity to get our athletes better as opposed to time off for our staff."

Most of the off-season activity is based on programs that are designed to detect movement patterns that might lead to injury or could be causing a drop in performance.

A vital part of student-athlete services is access to the Schiffert Student Health Center in McComas Hall. A health center and counseling services are available on one side of McComas Hall, while recreation sports and fitness programs are available on the other. The center also has a fully operational diagnostic laboratory, X-ray facilities and eight full-time physicians.

If physical therapy is needed, student-athletes can be seen by therapist Mark Piechoski in the Ferrell Training Room. Piechoski, who is a certified athletic trainer, physical therapist and strength and conditioning specialist, plays a large role in the overall program developed to return the injured athlete back to 100 percent. In addition, staff sport psychologist Gary Bennett is available to all

student-athletes for personal and performance issues. Virginia Tech also has the services of Dr. Greg Tilley, team chiropractor. Tilley provides Tech athletes with specialized treatment for spine-related conditions and plays a huge role in performance enhancement through various chiropractic techniques.

"For us as certified athletic trainers, to have the resources of folks like Mark Piechoski, Greg Tilley and Gary Bennett is a tremendous asset," Goforth said. "The knowledge and skill that they bring is invaluable."

"Our goal is to provide the same high level of health care that professional and Olympic athletes receive," Goforth continued. "Our usage of specialist care is modeled after the NFL system and incorporates components of the Olympic Training Center in Colorado Springs."

Team orthopaedic surgeons Dr. Marc Siegel and Dr. Scott Urch bring a wealth of experience and skills to assist when athletes need orthopaedic surgery to repair certain types of sports-related injuries that occur from time to time.

Tech also maintains a special relationship with Montgomery Regional Hospital. Montgomery Regional Hospital is the choice for state-of-the-art equipment to perform surgeries, diagnostic imaging and processing of laboratory requests.

This year, the staff will consist of three graduate assistant athletic trainers: Richard Stewart, Carrie Hendrick and Jacob Botts.

Over the past 10 years, Virginia Tech has developed the

reputation for producing top-level certified athletic trainers. Graduates are now employed in positions across the country at various levels of the profession.



*Dr. Delmas Bolin and Dr. Greg Tilley team up to assess performance issues related to Vince Hall's low back and spine prior to weight testing.*



*Graduate assistant athletic trainer Carrie Hendrick and assistant trainer Chad Hyatt work with Elan Lewis as he rehabilitates an injury in the HydroTrack.*



*Dr. Gunnar Brolinson works with quarterback Sean Glennon in his office in the Merryman Center medical complex.*

## Medical and Athletic Training Personnel



### Mike Goforth

Director of Athletic Training

Mike Goforth is in his seventh year as the director of athletic training and eighth year on Tech's athletic training staff. Goforth came to Tech from the Hamilton Medical Center/Bradley Wellness Center in Dalton, Ga., where he was the director of wellness and sports medicine.

He has an extensive background in sports medicine, working at East Tennessee State University, Virginia Tech, William Fleming High School, Tusculum College, Greene County Sports Medicine/Industrial Cooperative and Pioneer Sports Medicine/Physical Therapy Clinic. He also has numerous opportunities to consult on program development throughout the country.

Goforth graduated from East Tennessee State University in 1991 with a bachelor's degree in physical education with a concentration in athletic training. He earned his master's in sport management from Virginia Tech in 1995 and is currently pursuing his doctorate in health education, also from Virginia Tech.

Goforth is married to Tracy, a teacher at Blacksburg Middle School, and has two sons Ethan, 9, and Luke, 5.



### Gunnar Brolinson, D.O.

Team Physician

Dr. Gunnar Brolinson enters his fifth year as the Virginia Tech football team physician. Brolinson joined the program through an initiative between Tech athletics and the new Edward Via Virginia College of

Osteopathic Medicine.

Prior to coming to Tech, Brolinson served as the Medical Director of the Primary Care Sports Medicine Fellowship at the Toledo Hospital and the Corporate Wellness Program for the ProMedica Health System. He also served as the team physician for the University of Toledo, the United States Ski Team and has acted as a volunteer physician for the United States Olympic Committee.

Brolinson graduated with an undergraduate degree in biology from the University of Missouri at Columbia and completed his medical training at the Kirksville College of Osteopathic Medicine.



### Chad Hyatt

Assistant Athletic Trainer

Chad Hyatt returns to Virginia Tech and begins his first year as an athletic trainer with the football team. Hyatt came to Tech from Athens Orthopaedic Clinic in Athens, Ga., where he was a staff athletic trainer.

In addition to his duties with the football team, he is the head athletic trainer for golf and also supervises the lacrosse athletic trainer.

A 2002 graduate of Virginia Tech, Hyatt earned his bachelor of science in human nutrition, foods and exercise while minoring in communication studies. He earned his master's in sports management from the University of Georgia. During his time with the Bulldogs, Hyatt worked extensively with the football team, helping coordinate meals and hydration schedules when on the road.

While an undergraduate at Tech, Hyatt worked with football, softball, indoor track, women's soccer, women's tennis and the cheerleading and dance teams.



### Marc Siegel, M.D.

Orthopaedic Team Physician

Marc Siegel enters his 19th season as orthopaedic team physician for the Virginia Tech Department of Athletics. Siegel received his medical degree from the Medical College of Georgia and completed his residency at Tulane University Medical School.

Siegel is actively involved in numerous professional organizations and has academic appointments at both Virginia Tech and the Edward Via Virginia College of Osteopathic Medicine.

In addition, Siegel is widely known for his orthopaedic knowledge and sports medicine skills as evidenced by the increasing numbers of high school, college and professional athletes that come to the New River Valley for his care.



**Dr. Delmas Bolin**  
Team Physician



**Dr. Michael Sampson**  
Team Physician




**Dr. Scott Urch**  
Orthopaedic Surgeon



**Dr. Greg Tilley**  
Chiropractor



**Dr. Lawrence Kyle**  
Dentist



**Dr. Steve Jacobs**  
Optometrist



**Jesse Donnenwerth**  
Athletic Trainer



**Keith Doolan**  
Athletic Trainer



**Jimmy Lawrence**  
Athletic Trainer



**Megan Rittler**  
Athletic Trainer



**Mark Piechoski**  
Physical Therapist



**Aaron Gresham**  
Brace Consultant

# Videography

## Giving Players and Coaches an Edge in Preparation



*Coach Curt Newsome goes over video with a player.*

College football keeps getting more and more competitive, and each school is looking for something that will give it an advantage. While star athletes, weight training and practice make a big difference, Virginia Tech has something that puts it over the top — XOS Technology 7.0.

The system is regarded as the best in the country. NFL teams use it. Many college teams wish they had it. Tech does.

The Tech video department, under the direction of Kevin Hicks, has one of the top video systems in the country, and has expanded its operations to include all the equipment the team needs to be on the cutting edge of video study.

This state-of-the-art video equipment has prepared the Hokies for any possible scenario they may come across in any game. When on the road, coaches and players can use laptop computers to watch video away from the Merryman Center.

What makes this system so potent in terms of preparing a team for a game is convenience.

Here's how the system works. Tape is gathered with video of opponents' games, Tech games and practices. Each play is

labeled in terms of down, distance, formation, protection, play result and 15 other factors.

This information, matched alongside the video, is entered into the computer. Once this is done, the coaches and players can access any situation with a click of the mouse. With computers in all the coaches' meeting rooms, they can instantaneously have video footage of any scenario that they can dream up of Tech opponents or the Hokies themselves.

What has Virginia run on second downs when the ball is placed on the right hash mark? Click, click. How many times has N.C. State gone to the shotgun on second and long? Click, click. How many pass plays has Miami run with an ACE backfield? Click, click. It's all available any time someone wants to view it.

The system gives the coaches an option block that they use to punch in these scenarios. After the coach chooses the situation, the video is queued up in a matter of seconds.

"It's been a great tool," says Tech defensive coordinator Bud Foster. "Besides the quality and convenience, it's right there at your fingertips. Players at this level have to realize that there is a lot

more involved than just playing the game. The average person doesn't know all the preparation that's involved."

The staff in the videography department takes pride in what they do for the football staff.

"We are a big part of the football team, in that we are there every day — taping practice, traveling with them on the road and attending every

game," says Hicks. "Seven days a week we are here with football, so when they win you feel like you are a part of that."

"We feel like part of the team," video coordinator Tom Booth says. "Everyone helps out with the team to do their part. We help the coaches to see the things they need to see, especially when it comes to breaking down the opponents' tapes."



### Kevin Hicks

Director of Video Operations

Kevin Hicks is in his ninth year in the Virginia Tech video office. After spending four years as a student intern while pursuing his degree in communication studies from Tech, the Yorktown, Va., native was hired in May of 1998 as the assistant video coordinator. Within a year, Hicks moved up to head video coordinator. He is currently the director of video operations.

As director of video operations, Hicks has numerous duties. Supervising undergraduate students, helping coaches with video to prepare for upcoming games, producing highlight videos for each sport and running the video board at Lane Stadium are just a few of Hicks' responsibilities. He is constantly working to make sure Tech has state-of-the-art video equipment.

Born in Newport News, Va., in 1976, Hicks graduated from Tabb High in 1994. Hicks, his wife, Kristen, and their daughter Cassidy, reside in Blacksburg. In his spare time, he enjoys playing volleyball and softball.

The update in technology not only means an improved program, but also improved video-viewing options. Each of the individual position meeting rooms has a pull-down projection screen and a video projector connected to a computer to display scouting material, allowing players or coaches to access the footage any time they want. Videographers also tape every single practice, which can be viewed by the coaches at the click of a button. This helps the team prepare for games, and gives the coaches access to plays they need.

The equipment has been used the past couple years to help give Tech that extra edge, in both regular-season and bowl games. An example of the program's presence came in the Hokies' bowl game against Louisville in last year's Gator Bowl. In the days leading up to the game, coaches were given laptops by the videography department that contained hours of Louisville video that the coaches could view at their convenience.

Each position had its own meeting room in the hotel with

a laptop set up so the players could watch video of practice or Louisville 24 hours a day. Being able to transport game video with relative ease gives the Hokies an advantage, even on the road.

"The greatest teaching tool is the ability to show someone what they're doing, right or wrong," head coach Frank Beamer says. "With our video equipment, we can do that quickly. The ease with which we can do these things and the way we can put certain plays and scenarios together makes us more efficient in getting ready to play a game on Saturday."

While the practice video is great for players and coaches, fans are also reaping the benefits of the video department's hard work. HokieVision was added six seasons ago to the delight of fans.

Did you miss that acrobatic touchdown grab by Eddie Royal or that big hit Vince Hall just put on the opposing quarterback? Relax. Just look to the sky and you can receive instant gratification from the video scoreboard located in the north end zone of Lane Stadium.

The HokieVision crew uses five cameras to cover all of the action in Lane Stadium, along



**Tom Booth**  
Video Coordinator



**Brian Walls**  
Asst. Video Coordinator



**Jed Castro**  
Asst. Video Coordinator

with four replay machines to help out with the operation of the video scoreboards. The videography department also has four editing stations that aid in editing and production of in-game entertainment. The video staff produces and directs the games from the control room in the Merryman Athletic Center. Before the 2005 season, the control room was completely revamped to coincide with the installation of a new 16:9 video board that provides larger-than-life replays. The control room is completely digital, providing a better, clearer and more reliable picture than ever before.

There has been nothing but positive reaction to the video

boards that have been placed in both Lane Stadium and Cassell Coliseum. "People like seeing the replays, and people especially like the crowd shots. Fans love to see themselves on the board," Booth says.

In addition to Hicks and Booth, Brian Walls and Jed Castro also work full-time in the video department. There are six undergraduate student assistants: Michael Russell, Megan Caliguri, Laura Prangley, Amanda Totten, Kevin Sanders and Stephanie Bartholic; and graduate assistants Eric Frey and Jeremy Daniel. Eight to 10 other people are hired on a game-by-game basis to work with the video board during football season.

*The video staff mans the control room in the Merryman Center office.*



# ISP Radio & TV Network

**'From the blue waters of the Chesapeake Bay to the hills of Tennessee, the Virginia Tech Hokies are on the air!'**

That familiar refrain — delivered by Bill Roth, the Voice of Virginia Tech football — opens every Tech sports broadcast and reflects the network's goal of reaching Hokie fans everywhere. So, whether they're sailing off Virginia's eastern shore, hiking in the Blue Ridge Mountains, or sitting in their homes anywhere throughout the Commonwealth, Tech fans know they're always within range of a Tech network radio station.

With a massive network of radio and television stations throughout the region, the Virginia Tech ISP Sports Network serves as the main communications link between Tech's football program and the Hokies' avid legion of fans.

In addition to game broadcasts, ISP Sports also produces other radio programming including The Advance Auto Parts Hokie Hotline, a two-hour radio talk show featuring Roth, Tech coach Frank Beamer, Director of Athletics Jim Weaver, and various assistant coaches every Monday night. The Davenport Virginia Tech Sports Quiz, a daily two-minute program, airs on radio stations every weekday from August through March.

## ISP Sports Gameday Broadcast Schedule

**Davenport & Company College Football Digest** — The network's radio coverage begins 90 minutes prior to kickoff. The program features Tech Director of Athletics Jim Weaver and other guests who preview the day in college football.

**Advance Auto Parts Hokies' Countdown** — The perfect tailgating companion, the Hokies' Countdown clock starts 60 minutes before kickoff with a complete preview of the game, interviews with Tech coach Frank Beamer and the opposing head coach, the ACC Report, late-breaking news, and features such as Great Moments in Virginia Tech History presented by the University Bookstore, The Kroger Roth Report, Ford Inside Scoop, and ACC Traditions presented by Virginia Farm Bureau Insurance.



Bill Roth and Mike Burnop

**The Game Broadcast presented by the Virginia Lottery** — TOUCHDOWN TECH!! Bill Roth and Mike Burnop fill the airwaves with their unique blend of excitement and wit. The two have called every Tech football game since the 1988 season. Whether the Hokies are playing in Lane Stadium or on the road, you can always find Hokie fans by the thousands with their portable radios following the action through ISP Sports.

**The Kroger Point After** — Perhaps the network's most popular show, the Kroger Point After is a fast-paced, 90-minute postgame show which features locker room interviews, score reports from around the country, and game highlights.

Roth — a six-time winner of Virginia's Sportscaster of the Year Award — is in his 19th season as the Voice of Virginia Tech football and basketball. A native of Pittsburgh, Pa., Roth graduated from Syracuse University in 1987, earning a degree in broadcast journalism. He also won the distinguished Robert Costas Academic Scholarship in 1986.

Roth's cries of "TOUCHDOWN TECH!" have become a favorite of Hokie fans of all ages and his accurate and exciting descriptions of Tech football and basketball have made him one of the most popular figures on the Tech athletic scene

If football coach Frank Beamer is the leader of the Hokie Nation, and assistant coach Bud Foster is the Minister of Defense, then some

might call Roth Tech's Secretary of State.

"He's very much a part of what we're all about here," Beamer said. "When you hear his voice, you immediately think Virginia Tech football," wrote Howard Wimmer of The Roanoke Times.

During the off-seasons, Roth has worked for ESPN in a variety of roles, including calling play-by-play of NCAA lacrosse, baseball, basketball, kickboxing and field hockey.

Former Virginia Tech tight end Mike Burnop is serving his 24th season in the booth as the network analyst. Burnop, a star for the Hokies in the early 1970s, was inducted into Virginia Tech's Hall of Fame in 2000.

In addition to his role as analyst, Burnop handles all post-game interviews from Tech's locker room.

He has shown his versatility as a broadcaster by shining as the analyst on Tech's basketball broadcasts over the years.

Together, Roth and Burnop comprise one of college sports longest-running broadcasting teams, having described the action of every Tech football game since the 1988 season.

Tech radio broadcasts are available to fans anywhere in the world via Tech's official Web site ([hokiesports.com](http://hokiesports.com)). Again this year, several Tech games will be aired on the American Forces Radio Network to U.S. Military personnel and their dependents throughout the world. In addition, Tech games can be heard on XM Satellite Radio.

ISP Sports Television programming includes Virginia Tech Sports Today, a weekly 30-minute program which is seen every Sunday on a network of TV stations and cable networks throughout the mid-Atlantic region. The program features highlights of every Virginia Tech game, features and interviews with Tech players and coaches.

The Hokie Playback is a weekly television re-broadcast of Virginia Tech home football games. The telecasts will be shown on Comcast SportsNet every Sunday afternoon at 12:30 p.m. and on WDBJ-TV in Roanoke Sunday nights at 11:30 p.m. Hokie Playback will also air on WDBJ's digital station 7.2/Channel 25 on Tuesday, Wednesday, and Friday evenings at 11 p.m.

## Virginia Tech ISP Sports Network 2006 Football Affiliates

|                 |         |       |    |                |         |       |     |
|-----------------|---------|-------|----|----------------|---------|-------|-----|
| Abingdon        | WFHG-FM | 92.7  | FM | Onley          | WESR-AM | 1330  | AM  |
| Blacksburg      | WBRW-FM | 105.3 | FM | Onley          | WESR-FM | 103.3 | FM  |
| Blackstone      | WBBC-FM | 93.5  | FM | Richlands      | WGTH-AM | 540   | AM  |
| Bluefield, WV   | WKQY-FM | 100.9 | FM | Richlands      | WGTH-FM | 105.5 | FM  |
| Bristol         | WFHG-AM | 980   | AM | Richmond       | WRNL-AM | 910   | AM  |
| Charlottesville | WKAV-AM | 1400  | AM | Richmond       | WRVA-AM | 1140  | AM* |
| Clifton Forge   | WXCF-AM | 1230  | AM | Roanoke        | WZBL-FM | 104.9 | FM  |
| Clifton Forge   | WXCF-FM | 103.9 | FM | Tazewell       | WKQY-FM | 100.1 | FM  |
| Clintwood       | WDIC-FM | 92.1  | FM | Warsaw         | WNNT-AM | 690   | AM  |
| Fredericksburg  | WGRQ-FM | 95.9  | FM | Warsaw         | WNNT-FM | 100.9 | FM  |
| Galax           | WWWJ-AM | 1360  | AM | Washington, DC | WTEM-AM | 980   | AM  |
| Gate City       | WGAT-AM | 1050  | AM | Winchester     | WINC-AM | 1400  | AM  |
| Harrisonburg    | WMXH-FM | 105.7 | FM | Wytheville     | WXBX-FM | 95.3  | FM  |
| Lebanon         | WLRV-AM | 1380  | AM |                |         |       |     |
| Leesburg        | WAGE-AM | 1200  | AM |                |         |       |     |
| Lynchburg       | WLNI-FM | 105.9 | FM |                |         |       |     |
| Marion          | WZVA-FM | 103.5 | FM |                |         |       |     |
| Martinsville    | WMVA-AM | 1450  | AM |                |         |       |     |
| Norfolk         | WNIS-AM | 790   | AM |                |         |       |     |

XM RADIO: Follow ACC Football on Channels 191-194.  
YAHOO: Hear the Hokies at [yahoo.com](http://yahoo.com).

\*-station will carry night games only.



# ISP Sports

The Exclusive Marketer of Virginia Tech Sports



ISP Sports, a national leader in the collegiate sports marketing industry, is in its 11th year as the exclusive worldwide multi-media and advertising rightsholder for Virginia Tech Athletics. In this partnership with the athletics program, ISP develops, produces and sells an extensive range of sports marketing opportunities for Tech, including radio play-by-play and call-in shows, television coaches shows and live events, Lane Stadium and Cassell Coliseum venue signage and promotions, along with print and Internet advertising.

The partnership between ISP Sports and Virginia Tech Athletics is ongoing. In November 2002, the two sides reached an agreement to extend their relationship through April 2008.

"ISP Sports is excited and pleased to extend our relationship with Virginia Tech and an athletics program that is the equal of any in America," said Ben Sutton, president and CEO of ISP Sports. "We have enjoyed an excellent relationship with the university in the past and are confident that our partnership will continue to grow stronger in the future."

ISP, which is based in Winston-Salem, N.C., was founded in 1992 by Sutton.

During its very successful partnership with Virginia Tech, ISP Sports has developed the Virginia Tech ISP Sports Network into the largest collegiate sports radio network in Virginia. Broadcast coverage includes the commonwealth of Virginia, as well as portions of Maryland, North Carolina, Tennessee, Kentucky and West Virginia.

In addition to the live network broadcasts, ISP produces The Hokie Hotline, a live weekly two-hour call-in show featuring Tech head coach Frank Beamer and his staff during their season. ISP also keeps Hokie fans involved throughout the year with daily reports that air statewide from August through March.

ISP's television coverage of Tech Athletics is centered around Virginia Tech Sports Today, a weekly magazine show aired on a network of affiliates throughout the region, including Comcast SportsNet. The 30-minute show features an action-packed, magazine-style format, and with its superior production, animation and videography, has the look and feel of a national sports telecast. Virginia Tech Sports Today airs from mid-August until mid-March.

Other advertising and marketing opportunities represented by ISP Sports include the state-of-the-art videoscreens ("HokieVision") in both Lane Stadium and Cassell Coliseum. Pregame hospitality events during football and basketball seasons are other very popular items managed by ISP Sports.

The company also provides a wide variety of sponsorship opportunities for Tech supporters at every level with print advertising in the football and basketball game programs and the official athletics newspaper (*hokiesports the newspaper*). ISP Sports is your corporate connection to Virginia Tech athletics!



Josh Bullock, Rick Barakat, Bill Roth, Mike Burnop, Jeff Shumate and Josh Tessar.

## ISP Sports – Virginia Tech Staff

• Rick Barakat is in his third year with ISP, serving as assistant vice president and general manager for the company's Virginia Tech property. Prior to 2006, Barakat served as associate general manager for ISP at Virginia Tech. His duties include sponsorship sales and development, daily office management and serving as the primary liaison with the Tech Athletics Department administration. Barakat is a graduate of the University of North Carolina and holds a master's in sports management from the University of Georgia.

• Josh Bullock is in his third year with the Virginia Tech staff, having accepted his position as an associate general manager in April of 2004. He came to Blacksburg after a very successful three-year tenure as an account executive for Clear Channel Communications in Cincinnati. Prior to that time, he served as an athletic relations coordinator and recruiting assistant in the University of Kentucky football program. Bullock is a graduate of UK with a degree in sport management.

• Jeff Shumate is in his first year with the Virginia Tech staff. As an assistant general manager, Jeff will assist in all aspects of sales, sponsorship fulfillment and management of the property. Prior to ISP, Jeff was an area marketing manager for Nextel Partners based in Roanoke, where he worked with Nextel's sponsorship of the NASCAR Nextel Cup Series. Overall, he has 17 years of sales and marketing experience. Jeff is a graduate of the University of North Carolina.

• Josh Tessar rejoined the staff at Virginia Tech as an account executive in 2006 after working on the ISP Sports Houston team for over a year. Josh first gained experience as an intern on the ISP Sports staff at Virginia Tech. While an undergraduate at Tech, he also assisted with ticket sales promotions in the athletics marketing department. Josh earned a bachelor of science degree in sociology at Tech.

• Chris Ferris, a 15-year veteran of the ISP staff, currently serves as vice president of radio operations. His responsibilities include supervision of all programming and syndication of the ISP Sports radio networks. Ferris is a 1987 graduate of the University of North Carolina.

• Jamie Frye is in her tenth year as the radio and television network manager of ISP. Her duties include affiliate relations for the nearly 300 radio and television stations which make up the ISP Sports Networks. Frye is a graduate of UNC Greensboro.

• Taylor Durham has a vital responsibility with the Virginia Tech ISP Radio Network as recruitment manager for all Hokie affiliates. The Elon College graduate joined ISP six years ago and works in developing relationships with both current and prospective radio stations.

## Virginia Tech Sports Today Affiliates

(as of June 1, 2006)

|                   |                   |         |            |                                   |
|-------------------|-------------------|---------|------------|-----------------------------------|
| WDBJ-TV           | Roanoke, Va.      | Ch. 7   | 11 a.m.    |                                   |
| WDBJ-TV           | Roanoke, Va.      | Ch. 7.2 | 10 a.m.    | <i>Virginia Tech Sports Today</i> |
| WAVY-TV           | Norfolk, Va.      | Ch. 10  | Noon       | <i>can be seen</i>                |
| WRIC-TV           | Richmond, Va.     | Ch. 8   | Noon       | <i>every Sunday</i>               |
| WVVA-TV           | Bluefield, Va.    | Ch. 6   | Noon       | <i>on a network</i>               |
| WCYB-TV           | Bristol, Va.      | Ch. 5   | 9:30 a.m.  | <i>of television</i>              |
| WHSV-TV           | Harrisonburg, Va. | Ch. 3   | Noon       | <i>stations</i>                   |
| WJZY-TV           | Charlotte, N.C.   | Ch. 46  | 10 a.m.    | <i>throughout the</i>             |
| WRAZ-TV           | Raleigh, N.C.     | Ch. 50  | 11:30 a.m. | <i>Mid-Atlantic</i>               |
| WGFX-TV           | Greensboro, N.C.  | Ch. 16  | 1 p.m.     | <i>region.</i>                    |
| News 8            | Washington, D.C.  | Ch. 8   | 10 a.m.    |                                   |
| Comcast Sportsnet |                   | Cable   | Noon       |                                   |

**The Hokie Playback** — See the game again! With Hokie Playback, Tech fans can see the re-broadcast of at least six Virginia Tech home games Sunday afternoons on Comcast SportsNet at 12:30 p.m., and on WBDJ-7 in Roanoke, Va. At 11:30 p.m. In addition, Hokie Playback can be seen on WBDJ's digital station 7.2/Channel 25 on Tuesday, Wednesday, and Friday nights at 11 p.m.

ISP is the exclusive worldwide multi-media rightsholder for Auburn, UAB, Baylor, Boston College, BYU, CAL, UCLA, UCF, Cincinnati, East Carolina, Georgia Tech, Houston, Marshall, Ohio, Pittsburgh, Southern Mississippi, Syracuse, Tulane, University of Texas El Paso, Vanderbilt, Villanova, Virginia Tech and Wake Forest. ISP additionally is a joint venture partner with Learfield Communications as the multi-media rightsholder for the University of Alabama, Clemson, Georgia, Miami, Washington and South Carolina athletic programs.

# hokiesports.com

## The Official Source for Information on Virginia Tech Sports

Regardless of where they are, Virginia Tech sports fans have the luxury of getting up-to-date information on their favorite Tech sports or athletes on a daily basis. hokiesports.com is every Tech fan's source for fast, accurate and official coverage of all Hokie sports teams and events.

hokiesports.com is the lead site of six official Virginia Tech athletics auxiliary sites. These include hokiephotos.com, hokieTV.com, hokietickets.com, hokiepages.com and hokieshop.com.

There is also a direct link to the popular on-line version of *hokiesports the newspaper*.

hokiephotos.com allows fans to purchase select athletics

department photos of some of the most memorable athletes and moments in Virginia Tech history. hokieTV.com provides streaming video clips that are exclusive to the site. One-of-a-kind coach and player interviews as well as video coverage of events are available.



**Damian Salas**

hokietv.com broadcasts the weekly Hokie Hotline radio show, football media conferences and postgame interviews in the live streaming format for the 2006 season.

hokietickets.com contains links and updates about tickets for Hokie athletics events, while the

popular hokiepages.com provides the user with great wallpapers to add to their computers, extra photo scrapbooks, on-line greeting

cards and many new features which change every day.

On the main site, hokiesports.com, one can find an array of information on Tech athletics. Through the efforts of the sports information department, pregame releases, game stories and individual features, as well as up-to-date statistics and results for all 21 athletic teams are posted, providing the fastest, most complete source for Hokie news on the Web. Other offerings include individual home pages for each Virginia Tech sport. Breaking news and archived releases can be found, along with media guides containing player and coaching staff profiles, schedules, records, historical information and other pertinent facts for every sport.

Also, accessible on every sport's home page are rosters with links to

player bios, schedules and results, as well as conference standings. With fast "live stats," fans can view home football, men's and women's basketball, baseball, softball, lacrosse, men's and women's tennis, men's and women's soccer, volleyball and wrestling stats as they happen via the Web.

The in-house site, celebrating its tenth anniversary, was first launched on July 1, 1996. This past year, hokiesports.com has averaged more than two million page views and over 700,000 visitors per month. In a recent survey of ACC official websites, hokiesports.com ranked 2nd in average page views per month and unique visitors per month.

The site is managed and designed by Damian Salas, director and webmaster. Student interns and workers assist with the site.

# hokiesports the newspaper

## In-House Publication Provides In-Depth Coverage

Tech enjoyed its second season in the ACC and one entity brought fans coverage of all 21 sports every step of the way — *hokiesports the newspaper*.

But then, the newspaper has been serving Tech fans for more than 20 years. Formerly *The Hokie Huddler*, the idea of a newspaper came about in 1984 when then director of athletics and football coach Bill Dooley wanted an in-house publication devoted to coverage of all of Tech's sports, primarily football. Since then, the newspaper has undergone numerous changes, including a name change and a move to the Internet. But providing accurate, timely and

quality information remains the constant for the newspaper staff.

Today, there are more than 7,500 devoted subscribers to the print version, and more than 100 registered for the on-line version of the paper, which became available to Hokie fans in the fall of 2000. *hokiesports the newspaper* is a colorful publication that is printed 33 times per year (weekly during football and basketball seasons and bi-monthly during the spring). The newspaper consists of the ever-popular "Inside Tech Sports" section, which is a page of short notes on the latest events within the Tech athletics department. With *hokiesports the newspaper* being owned by

the athletics department, it allows the staff to be closer to coaches and players to get that "inside" information. Most sports publications of this kind are independent of their school's athletics departments.

The news provided in the paper is primarily on football, men's and women's basketball and baseball. Fans can get the depth chart (during the football season), features on players and former athletes (the "Where are They Now?" section), statistics and standings, notes and quotes and recruiting profiles on football, men's and women's basketball recruits, along with information about other sports recruits as well.

Jimmy Robertson, a 1994 graduate of Roanoke College, serves as the editor of the publication. Robertson has been the editor for 10 years and has won four national awards, including two in 2004 when his feature on former Tech tailback Kevin Jones was voted the "Best

Football Feature" by the College Sports Publisher's Association and his story on international student-athletes was voted the "Best Olympic Sports Feature" by CSPA.

Matt Spiers, a native of Richmond and a 2000 graduate of Virginia Tech, has been the assistant editor since 2000 and handles the layout and design of the publication, while also covering women's basketball and writing features. Veteran photographer David Knachel, who began working on the paper in 1985, takes all the photos and designs the cover for each issue. Bill Roth, the Voice of the Hokies, is a weekly guest columnist.



**Jimmy Robertson**



**Matt Spiers**

For the printed version of *hokiesports the newspaper*, a one-year subscription costs \$37.95, while a two-year subscription costs \$69.95. For an additional \$12 per year, fans who subscribe to the print version can access the on-line version. Or, for \$25 annually, fans who don't subscribe to the print version can view the entire newspaper via the Internet. Also, newspapers are available on newsstands at certain convenience stores through the Blacksburg-Christiansburg area. For additional subscription information, call the *hokiesports the newspaper* office at (540) 231-3908, or visit the Web site at [www.hokiesports.com](http://www.hokiesports.com).



# Virginia Tech Athletic Fund

## Hokie Club Works to Keep Tech's Momentum Building

Virginia Tech's second season in the ACC was successful, both in competition and fundraising. Donors gave a record \$24 million in support of the athletics program. The Hokie Club is charged with raising funds to support the scholarship, capital and programmatic needs of the Athletics Department.

"Virginia Tech's high national profile in football continues to motivate our fans in their support of the program. They are proud that their football team has been to bowl games in each of the last 13 years, including four BCS games. Being a member of the ACC has also added momentum to our fund raising efforts," said Lu Merritt, who has served as director of the Athletic Fund since 1994.

Donors make gifts in outright forms such as cash and real estate, or through planned or deferred gifts such as a will or retirement plan.

The Athletic Fund is proud of its staff and its volunteers who help ensure that 65 Hokie Clubs throughout the region continue

their active efforts to support and promote athletics at Virginia Tech.

Renny Lynch of Roanoke, Va., is the current president of the Athletic Fund and R.T. Avery of Richmond, Va., is the vice president.

[www.hokieclub.com](http://www.hokieclub.com)

*The Hokie Club's own Web page with Hokie Club information*

Phone: (540) 231-6618  
Fax: (540) 231-3260



*The Hokie Club staff: (front, l to r) Brandy Bratton, Sharon Linkous, Jane Broadwater, Lu Merritt, Vicky Moore, Johnny Hoehn, Dana Partin; (back, l to r) Terry Bolt, Scott Davis, David Everett, Brian Thornburg, John Moody and Diana Fain.*

# The Monogram Club

## Staying Connected with Former Teammates and Coaches

Virginia Tech's student-athletes hold a special place at the university, even after their playing days are over. That is why the Tech Athletics Department created the Virginia Tech Monogram Club, an organization that caters to former athletes, trainers and managers.

Current athletics director Jim Weaver resurrected the Monogram Club in 1998 and has added several advantages for former athletes. He hired former track and field coach Russ Whitenack in 2001 and Whitenack has guided the Club to new prominence.



**Russ Whitenack**

Under his leadership, the Club has begun serving as the host for tailgates prior to most home football games and bowl games.

During the weekend of the Spring Game, the Monogram Club holds a golf tournament and several socials for members and their families. Whitenack also organizes many team and sport reunions as part of his role.

Club members also receive several other benefits. Each member receives a complimentary subscription to *hokiesports the newspaper*. Additionally, the Monogram Club

receives an allotment of 100 tickets for each home football game that they can sell on a first-come, first-serve basis. For many games, Club members are the only people who can buy individual game tickets.

Just recently, the Monogram Club finished work on a new website for its members — [www.virginiatechmonogramclub.com](http://www.virginiatechmonogramclub.com). This site offers several new features such as selling tickets, signing up for tailgates and reunions, or searching for the addresses of former teammates, among other things.

All the former athletes registered with the Monogram Club get invitations to Virginia Tech Athletics reunions.

These added perks have naturally translated into larger membership numbers for the Club. However, Whitenack wants to see those numbers continue to grow, particularly among recent graduates. A one-year membership costs \$40. A five-year membership costs \$160, and a lifetime membership costs \$800.

So if you are a former Hokie athlete, trainer or manager, contact Whitenack to join the Monogram Club at 540-231-9156 or [rwhitenack@vt.edu](mailto:rwhitenack@vt.edu). It is one of the best values in Tech athletics, and it is the department's way to keep saying thank you for your service to the university.

# NCAA Compliance

## Virginia Tech Athletics – Winning the Right Way!

### INFORMATION FOR PROSPECTS AND THEIR PARENTS:

Compliance with NCAA rules is a never-ending process that requires diligence on the part of both the Department of Athletics and Virginia Tech as a whole. Below is a brief summary of the basic issues that you may be faced with as a prospective student-athlete.

1. For NCAA rules purposes, you become a prospective student-athlete once you have started classes for the ninth grade.
2. A “representative of an institution’s athletics interests” (commonly referred to as a booster) is defined by the NCAA as anyone who:
  - Is now, or previously has been, a member of any organization promoting the institution’s intercollegiate athletics program;
  - Has made a financial contribution to the athletics program or an athletics booster organization;
  - Has helped arrange any employment for a student-athlete;
  - Has been involved, in any way, in the promotion of the athletics program.
3. Please be aware that any former Virginia Tech student or former or current member of the Hokie Club is automatically considered a representative of Virginia Tech’s athletics interests (booster). According to NCAA rules, once an individual is identified as a booster, he/she retains that status forever.
4. A booster may not solicit your enrollment in any manner (no phone calls, letters or in-person encounters).
5. It is not permissible for you (or your family) to receive any benefit, inducement or arrangement such as cash, clothing, cars, improper expenses, transportation, gifts or loans to encourage you to sign a National Letter of Intent or to attend any college.
6. A “contact” is any off-campus, face-to-face encounter between you or your parent(s) or legal guardian and a member of a college coaching staff during which any dialogue occurs beyond an exchange of greeting. NCAA rules do not permit contacts until July 1 prior to a prospect’s senior year.
7. An “evaluation” is any off-campus activity by a member of a college coaching staff designed to assess your academic qualifications or athletic ability, including any visit to your high school (during which no contact occurs) or the observation of any practice or competition in which you participate.
8. For most sports, phone calls to you from college coaches may begin at the start of your junior year in high school. Men’s basketball coaches may call a little sooner: June 15 prior to the junior year they may begin making one call per week to each prospect or the prospect’s family. Women’s basketball coaches may not call a prospect or the prospect’s family until April of the prospect’s junior year (one call per month is permitted during April, May, and June). Football coaches may not call a prospect or the prospect’s family until the month of May near the end of the prospect’s junior year (one call in the month of May is permitted).

Following the completion of the prospect’s junior year, regular calls may begin – not to exceed one per week – on the following dates: June 21 (women’s basketball), July 1 (all other sports), or September 1 (football). The men’s basketball staff is permitted two calls per week beginning on July 1 after the junior year, and continuing throughout the senior year.

If you are a prospect, unlimited calls to you or your family may be made under the following circumstances:

- During the five days immediately before your official (paid) visit to a collegiate institution;
- On the day of a coach’s off-campus contact with you;
- During the time beginning with the initial National Letter of Intent signing date in your sport, through the two days after the signing date; and
- In the sport of football only, during the permissible off-campus contact periods and during the 48 hours prior to and 24 hours after 5 a.m., on the initial signing date for the National Letter of Intent.

Coaches also may accept collect calls, and athletics departments are permitted to utilize a toll-free number to receive telephone calls from you (or your family) on or after July 1 following your junior year.

9. Letters to you from coaches are permitted beginning Sept. 1 at the beginning of your junior year in high school. A Division I university may provide you with the following printed materials. These following materials must be sent via regular first-class mail service:
  - General correspondence, including letters, U.S. Postal Service postcards and institutional note cards;
  - Game programs which may not include posters and one Student-Athlete Handbook;
  - NCAA educational information;
  - Pre-enrollment information subsequent to signing a National Letter of Intent with the university;
  - One athletic publication (media guide or recruiting brochure);
  - Official academic, admissions and student services publications published or videotapes produced by the institution and available to all students;
  - Schedule and business cards;
  - Questionnaires which may be provided prior to your junior year; and
  - Camp brochures, which may be provided prior to your junior year.

10. An “Official Visit” is a visit by a prospect to a college where the college pays for some or all of the prospect’s expenses. These expenses may include transportation, lodging, meals, and/or entertainment. Official Visits are permissible once a prospect has started senior classes.

The purpose of the compliance office is to make you aware of all relevant NCAA rules and make sure that you know how to remain eligible. Your eligibility, however, is ultimately in your own hands. This page is a quick-reference guide to provide a basic understanding of NCAA rules. It is not all-inclusive, but rather a tool to help you avoid inadvertent involvement in a violation of NCAA legislation. We encourage you to always ASK BEFORE YOU ACT. Please contact the Virginia Tech Compliance Office if you have any questions at (540) 231-2937 or (540) 231-5497.

### Compliance Office Staff



**Tim Parker**  
Assistant AD  
for Compliance



**Sandy Weber**  
Coordinator of  
Academic Compliance

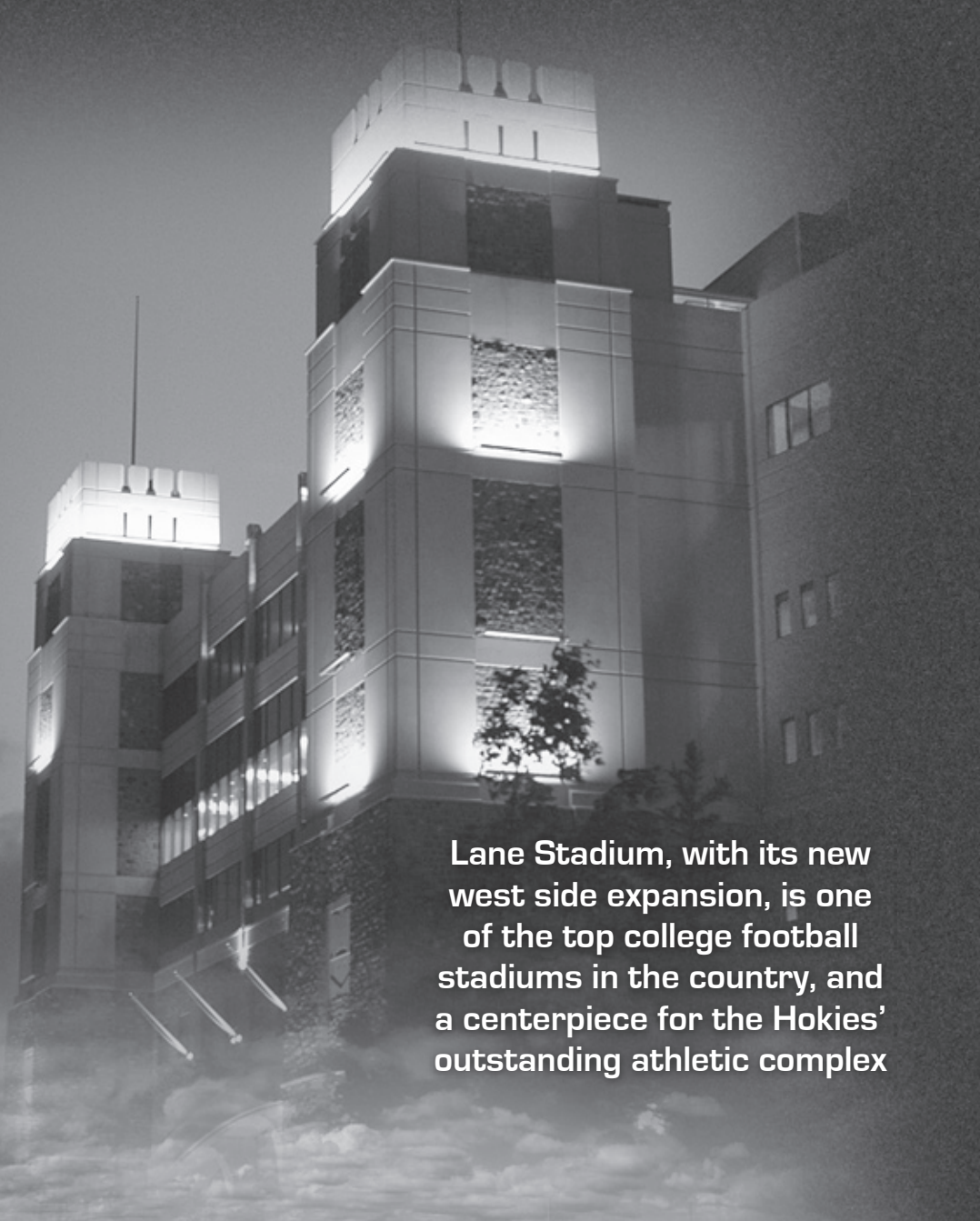


**Reshauna Cobb**  
Director of  
Compliance



**Bert Locklin**  
Assistant Director  
of Compliance

# LANE



Lane Stadium, with its new west side expansion, is one of the top college football stadiums in the country, and a centerpiece for the Hokies' outstanding athletic complex



# FACILITIES

# Lane Stadium

## Home of the Hokies



The Virginia Tech football team has enjoyed over a decade of success, going to 13 straight bowl games. A big part of that success is the home-field advantage the Hokies enjoy at Lane Stadium/Worsham Field.

Billed as the toughest place in college football for opponents to play by Rivals.com, the Hokies play on not only one of the best playing surfaces in the nation, but with the new south end zone and west side additions, the Hokies compete in one of the best stadiums in the nation.

Now entering its 42nd season as an arena of collegiate football competition, Lane Stadium/Worsham Field has gone through numerous changes, renovations and additions. But through it all, it has always been regarded as one of the finest places to watch — and toughest places for opponents to play — a college football game.

### Another New Look

The third in a series of upgrades was completed prior to this season. Following the completion of the 2004 season, the old press box was removed and the structure was filled in to match what was built up during the 2004 season.

A new press area on the west side, toward the south end zone with a dining area and improved overall facilities is just the tip of the iceberg. In addition, the fencing that surrounds the stadium was removed and the area on the west side exterior of the newly renovated stadium was landscaped with walkways and a weekday parking lot for ticket patrons as well as Hall of Fame and Hokie Club visitors.

Additional luxury suites, a new President's area, four private club seating areas, new concession

stands, a new ticket office, new athletic fund offices, an Athletics Hall of Fame and a new student academic services area are also included in this project.

In the summer of 2003, \$1.9 million was raised to fund the planning of the west side expansion. That money allowed for the groundbreaking of the west side project — another magnificent addition to the stadium. This project marked the third part of a three-phase project at Lane Stadium/Worsham Field.

Ground was broken in November of 2004 for the latest project and crews began building around the existing press box, laying the above and below-ground settings, as well as removing the two light towers on that side of the stadium.

Last season, the inside of the stadium was also given a new look as Hokie Stone was added to the walls in each of the end zones so there's no question as to where the game is being played for fans watching on television.



*The new towering west side structure of Lane Stadium is as nice as any in the nation.*

Also, new kicking nets were installed in both end zones and a new video board — 1/3 larger — has replaced the old one on the existing scoreboard. New lights that will double the candlepower and reduce shadows on the field were added as part of the renovation.

With all of these additions and improvements, Lane Stadium will keep up its reputation as one of the best places for college football.

### The South End Zone

Last season was the fourth played by the Hokies with the intimidating South End Zone facility capturing the noise at Lane Stadium. The season was marked by tough competition and record-setting crowds as fans filled all 65,115 seats for all six games.

Prior to the 2002 season, Tech added 11,120 seats in the south end zone to enclose that end of the stadium. The double-deck structure is similar to the Cleveland Browns' "Dawg Pound" section and has bleacher, bench-back and club seats. The structure is enclosed, but has gaps between the existing structure and the new one. This is because of new building codes and a desire to get fans closer to the field.

Below the south end zone stands are several new features. There is a football visitor's locker room which can be divided and used for other sports' visiting teams in the winter and spring.

There is also the June Oblinger Shott Media Center, which houses a press room, a press conference area, three radio rooms, a darkroom and several storage rooms.

The outside of the facility also received a new look, making the entrance more inviting. Walkways and landscaping give the south and west sides a more appealing entrance for fans and teams.

Another recent addition to the facility is the turf and drainage system that was replaced in the summer of 2003-04, a heating system was installed to keep the Bermuda grass at an optimum temperature during the winter months.

This innovative system is in place in just a handful of other stadiums in the world and makes Worsham Field one of the finest playing fields around.

### A Winning Tradition

On Sept. 22, 1994, Tech won its 100th game in Lane Stadium in memorable fashion before a national television audience on ESPN with a 34-6 win over rival West Virginia.

On Nov. 1, 2003, Tech upset No. 2 Miami 31-7 to pick up its 150th win all-time at Lane Stadium, marking the highest-ranked opponent the Hokies have ever defeated.

Tech's overall record at Lane Stadium is 161 wins, 64 losses and six ties in 41 years of play. The Hokies are 87-27-1 at home

## Lane Stadium Milestones

|                                   | Date           | Opponent       | Result | Score |
|-----------------------------------|----------------|----------------|--------|-------|
| First Win                         | Oct. 2, 1965   | William & Mary | W      | 9-7   |
| First Television Game (ABC)       | Oct. 29, 1966  | Florida State  | W      | 23-21 |
| 25th Win                          | Oct. 11, 1975  | Florida State  | W      | 13-10 |
| 50th Win                          | Oct. 3, 1981   | Memphis State  | W      | 17-13 |
| First CBS Game                    | Sept. 18, 1982 | Miami (Fla.)   | L      | 8-14  |
| First Night Game                  | Nov. 25, 1982  | Virginia       | W      | 21-14 |
| First TBS Game                    | Nov. 25, 1982  | Virginia       | W      | 21-14 |
| First Game Under Coach Beamer     | Sept. 12, 1987 | Clemson        | L      | 10-22 |
| First Win Under Coach Beamer      | Oct. 3, 1987   | Navy           | W      | 31-11 |
| 75th Win                          | Oct. 3, 1987   | Navy           | W      | 31-11 |
| First ESPN Game                   | Nov. 24, 1990  | Virginia       | W      | 38-13 |
| First BIG EAST Game               | Sept. 26, 1992 | West Virginia  | L      | 7-16  |
| First BIG EAST Win                | Oct. 16, 1993  | Temple         | W      | 55-7  |
| 100th Win                         | Sept. 22, 1994 | West Virginia  | W      | 34-6  |
| First Thursday Night Game         | Sept. 22, 1994 | West Virginia  | W      | 34-6  |
| Program's 1,000th Game            | Sept. 4, 1999  | James Madison  | W      | 47-0  |
| 125th Win                         | Sept. 23, 1999 | Clemson        | W      | 31-11 |
| First ESPN GameDay Appearance     | Oct. 16, 1999  | Syracuse       | W      | 62-0  |
| Frank Beamer's 100th Win at Tech  | Sept. 1, 2001  | Connecticut    | W      | 52-10 |
| Virginia Tech's 600th win overall | Sept. 6, 2003  | James Madison  | W      | 43-0  |
| 150th win                         | Nov. 1, 2003   | Miami          | W      | 31-7  |
| First ACC Game and Win            | Sept. 18, 2004 | Duke           | W      | 41-17 |

VIRGINIA TECH'S ALL-TIME RECORD AT LANE STADIUM: 161-64-6 (41 years)  
 LONGEST WINNING STREAK AT LANE STADIUM: 16 games  
 (47-0, James Madison, 1999 - 34-20, Boston College, 2001)

during Coach Frank Beamer's tenure at Virginia Tech and more impressively, are 69-13 in Blacksburg the last 13 seasons.

Tech finished with an all-time record of 32-9 in BIG EAST games played at Lane Stadium/Worsham Field and won 25 of its last 31 conference games at home.

Last season, Tech went 5-1 at Lane Stadium/Worsham Field on its way to an 11-2 season and a Gator Bowl title. Highlights included a win over No. 15 Georgia Tech, a win over No. 13 Boston College on a Thursday night ESPN broadcast and Tech topping North Carolina on Senior Day.

This season, Tech hopes to continue its home stadium tradition as a tough group of foes make the trip to Blacksburg.

Georgia Tech, Duke, Virginia and Clemson will be the four Atlantic Coast Conference home games for Tech. Non-conference opponents Northeastern, Cincinnati, Southern Miss and Kent State also visit Lane Stadium, providing fans with eight great games this season.

### Lane and Worsham

On Sept. 5, 1992, Worsham Field was officially dedicated in honor of Wes and Janet Worsham, longtime Hokie supporters from Kilmarnock, Va. The Worshams pledged \$1 million to the university's Second Century

Campaign. The Campaign raised over \$18.6 million, almost \$1.7 million more than the original goal, thanks to the support of people like the Worshams.

The stadium is named for the late Edward H. Lane, a graduate of the university and a former member of the Board of Visitors. Lane headed an educational foundation project which raised more than \$3 million for the original construction. Lane's personal donation was the first received by the fund.

The original cost was \$3.5 million, compared with \$3.2 million spent for the addition on top of the east stands. The stadium's original capacity was 40,000, but the addition, completed in 1980, raised that number to 52,500. The relocation of bleacher seats dropped the total capacity to under 50,000.

Lane Stadium, featuring a modern lighting system and a seating capacity of 66,233 for this season, ranks as one of the nation's finest collegiate football facilities.

Before moving to Lane Stadium, Tech played its home games in Miles Stadium, which had a seating capacity of 17,000. The late Stuart K. Cassell proposed the new stadium as a part of a general plan for a number of new facilities for the university.

*continued*



The South End Zone is an imposing structure for opposing teams.

## Through the Years

Original construction of Lane Stadium began in April, 1964, and was completed four years later. The Hokies did not wait for completion, playing their first game in the stadium on Oct. 2, 1965. Tech defeated William and Mary, 9-7 that day with only the west stands and the center section of the east bleachers completed. Official dedication ceremonies took place Oct. 23 before a 22-14 win over Virginia.

Through the years, the stadium has seen several changes and renovations. In 1982, the lighting system was added to the facility. The system was first used in Tech's nationally-televised 21-14 Thanksgiving Day victory over Virginia that season. The game was broadcast on WTBS and was the first-ever nationally televised game from Lane Stadium.

Prior to the 1989 season, Lane Stadium underwent further improvements. Tech received a donation of 16 flags with the "VT" logo for the stadium. Lane Stadium also received a new paint job which included the addition of maroon and orange stripes around the inner walls of the facility.

In 1991, a new scoreboard bearing BIG EAST Conference logos replaced the old scoreboard at the south end of the stadium while a new auxiliary scoreboard was placed at the north end. In the spring of 1994, renovations were completed on seven lower sections of the east stands. Renovations included replacing

concrete risers and the addition of wheelchair seating.

Before the 1994 season, plaques bearing retired jerseys of Tech heroes Bruce Smith, Carroll Dale, the late Frank Loria and Jim Pyne were added to the wall in the north end zone. With the addition of the north end zone seats, the four retired numbers now fly on flag poles above those stands.

In 2002, three more flags — those bearing the names and numbers of Frank Beamer, Michael Vick and Cornell Brown — were added after retiring their jerseys, but not their numbers. Last year, a banner for center Jake Grove was added to that collection.

Prior to the 1998 season, the oldest bleachers were replaced with new locust wood and the stands were waterproofed and top coated. On the east side, the roof on the former visitors' locker room was replaced along with the wooden bleachers in the three sections above the dressing room. Also, additional handicapped seating was added.

In addition to the seats in the north end zone constructed before the 1999 season, the interior block walls and concourse tunnels were seal-coated to match the exterior of Cassell Coliseum and the Merryman Center.

Before the 2000 season, a new scoreboard, complete with "Hokievision" was installed behind the north end zone bleachers.

The south end zone construction project eliminated

the old wooden bleachers in that area. But the north end zone bleachers were expanded down to the field, adding close to 600 new, permanent seats to make the north end zone look similar to the new south end zone. This is where The Marching Virginians — one of Tech's two marching bands — sit. These moves cut the capacity to 53,662.

Prior to the 2000 season, approximately 3,000 permanent bleacher seats were added in the north end zone and prior to the 1999 season, 2,100 permanent seats were added in the same end zone. And in 2003, permacaps were installed over all the wooden seats to enhance fan comfort.

The past two years, fans saw new conference logos around the stadium as the Hokies made the move to the ACC.

## Record Crowds

Enthusiastic crowds at Lane Stadium/Worsham Field have helped the Hokies to some big wins during their resurgence under Coach Frank Beamer. Tech tied a single-season attendance record last season by averaging 65,115 spectators per contest for the third year in a row.

With the new additions, renovations and conference affiliation, as well as goals of being one of the top teams in the country, hopefully, the 2006 home schedule will be just as successful in drawing record-setting crowds to Lane Stadium/Worsham Field — home of the Hokies.

## Lane Stadium Series Records

*Following is a list of the 58 schools that Virginia Tech has faced in Lane Stadium and a breakdown of the Hokies' home record against those teams since the stadium opened in 1965.*

|                      | W          | L         | T        |
|----------------------|------------|-----------|----------|
| Akron                | 4          | 0         | 0        |
| Alabama              | 0          | 1         | 0        |
| Alabama-Birmingham   | 2          | 0         | 0        |
| Appalachian State    | 3          | 0         | 0        |
| Arkansas State       | 3          | 0         | 0        |
| Auburn               | 0          | 1         | 0        |
| Boston College       | 4          | 2         | 0        |
| Bowling Green        | 2          | 0         | 0        |
| Buffalo              | 1          | 0         | 0        |
| Central Florida      | 2          | 0         | 0        |
| Cincinnati           | 2          | 2         | 0        |
| Clemson              | 1          | 5         | 0        |
| Connecticut          | 2          | 0         | 0        |
| Duke                 | 3          | 0         | 0        |
| East Carolina        | 4          | 2         | 0        |
| East Tennessee State | 2          | 0         | 0        |
| Florida A&M          | 1          | 0         | 0        |
| Florida State        | 3          | 4         | 1        |
| George Washington    | 1          | 0         | 0        |
| Georgia Tech         | 1          | 0         | 0        |
| Houston              | 0          | 1         | 1        |
| James Madison        | 6          | 0         | 0        |
| Kansas State         | 0          | 1         | 0        |
| Kent State           | 1          | 0         | 0        |
| Kentucky             | 2          | 3         | 0        |
| Louisville           | 3          | 0         | 0        |
| LSU                  | 1          | 0         | 0        |
| Marshall             | 2          | 0         | 0        |
| Maryland             | 2          | 0         | 0        |
| Memphis State        | 2          | 1         | 0        |
| Miami (Fla.)         | 4          | 5         | 0        |
| Miami (Ohio)         | 0          | 1         | 0        |
| Navy                 | 1          | 0         | 0        |
| North Carolina       | 1          | 0         | 0        |
| North Carolina State | 1          | 1         | 1        |
| Ohio University      | 2          | 0         | 0        |
| Oklahoma State       | 1          | 0         | 0        |
| Pittsburgh           | 4          | 1         | 0        |
| Richmond             | 8          | 1         | 0        |
| Rhode Island         | 1          | 0         | 0        |
| Rutgers              | 6          | 0         | 0        |
| South Carolina       | 1          | 4         | 1        |
| SMU                  | 1          | 0         | 0        |
| Southern Mississippi | 3          | 2         | 0        |
| SW Louisiana         | 1          | 0         | 0        |
| Syracuse             | 6          | 2         | 0        |
| Temple               | 6          | 1         | 0        |
| Texas A&M            | 1          | 1         | 0        |
| Tulane               | 2          | 0         | 0        |
| Tulsa                | 1          | 2         | 0        |
| Vanderbilt           | 3          | 0         | 0        |
| Villanova            | 3          | 0         | 0        |
| Virginia             | 11         | 6         | 1        |
| VMI                  | 5          | 2         | 0        |
| Wake Forest          | 4          | 4         | 0        |
| West Virginia        | 11         | 6         | 1        |
| Western Michigan     | 2          | 0         | 0        |
| William & Mary       | 11         | 2         | 0        |
| <b>Totals</b>        | <b>161</b> | <b>64</b> | <b>6</b> |

## Hokies' Turf a First for a College Football Stadium

Virginia Tech's continuing efforts to compete at the highest level produced another first for the Hokies. Four seasons ago, Tech became the first collegiate football team to have a new state-of-the-art GreenTech ITM natural grass sports field system.

That system in Lane Stadium got its greatest test on national television in 2003 when Tech took on Texas A&M in the midst of Hurricane Isabel. Despite pouring rain and high winds, the field held up magnificently, drawing rave reviews from players, coaches and media members covering the game.

GreenTech, Inc. of Richmond, Va., began installing the highly-sophisticated system shortly after Tech's 2001 commencement ceremonies. The modular turf system features 4,600 4-by-4 foot trays sodded with a Bermuda grass surface and placed on pedestals two to three inches above an asphalt base.

The system also provides excellent drainage. Irrigation lines run through pockets underneath the trays and 22 air vents under the field are connected to a vacuum system which draws water from the


trays onto the asphalt. The water then flows into large drains on either side of Worsham Field. The trays, in combination with the vacuum system, can handle up to 16 inches of rain an hour.

Prior to this season, the turf was upgraded to a cold-weather tolerant Patriot Bermuda grass.




# Lane Stadium Records Top Performances (1965-2005)

**Best Record:** 7-0, 1996  
**Worst Record:** 0-3-1, 1969  
**Most Points Scored:** *Tech* — 77 vs. Akron, 1995; *Opponent* — 49, Houston, 1974  
**Highest Combined Score:** 104 pts., 77-27 win against Akron, 1995  
**Lowest Combined Score:** 3 pts., 3-0 win against Villanova, 1967  
**Longest Run from Scrimmage:** *Tech* — 82 yds., Phil Rogers vs. VMI, 1975; *Opponent* — 89 yds., Wes McFadden of Clemson, 1987  
**Longest Pass Completion:** *Tech* — 91 yds., qb Steve Casey to wb Sidney Snell vs. VMI, 1979;  
*Opponent* — 97 yards, qb Tim Haselbeck to wr Dedrick Dewalt, Boston College, 1999  
**Longest Interception Return:** *Tech* — 98 yds., ilb Jamel Smith vs. Rutgers, 1998; *Opponent* — 99 yds., db Marcus Mauney of West Virginia, 1974  
**Longest Kickoff Return:** *Tech* — 99 yds., Eddie Hunter vs. South Carolina, 1986; *Opponent* — 100 yds., Jimmy Stewart of Tulsa, 1976  
**Longest Punt Return:** *Tech* — 95 yds., Frank Loria vs. Miami (Fla.), 1967; *Opponent* — 88 yds., Larry Carter of Kentucky, 1978  
**Longest Field Goal:** *Tech* — 61 yds., Wayne Latimer vs. Florida State, 1975; *Opponent* — 56 yds., Kenny Stadlin of Virginia, 1984  
**Most Yards Rushing by an Individual:** *Tech* — 223, Kenny Lewis vs. VMI, 1978; *Opponent* — 226, Wes McFadden of Clemson, 1987  
**Most Yards Rushing by a Team:** *Tech* — 467, vs. William & Mary, 1985; *Opponent* — 441, Kentucky, 1974  
**Fewest Yards Rushing by a Team:** *Tech* — minus 1, vs. Syracuse, 1987; *Opponent* — minus 28, Arkansas St., 1997  
**Most Yards Passing by an Individual:** *Tech* — 527, Don Strock vs. Houston, 1972; *Opponent* — 498, Scott Milanovich of Maryland, 1993  
**Most Yards Passing by a Team:** *Tech* — 527, vs. Houston, 1972; *Opponent* — 498, Maryland, 1993  
**Fewest Yards Passing by a Team:** *Tech* — 11, vs. Richmond, 1975; *Opponent* — 15, Kentucky, 1974  
**Most Passing Attempts by an Individual:** *Tech* — 53, Don Strock vs. Houston, 1972; *Opponent* — 54, Dean May of Louisville, 1983  
**Most Passing Attempts by a Team:** *Tech* — 53, vs. Houston, 1972; *Opponent* — 57, Appalachian State, 1982 & Maryland, 1993  
**Most Pass Completions by an Individual:** *Tech* — 34, Don Strock vs. Houston, 1972; *Opponent* — 31, Byron Leftwich of Marshall, 2002  
**Most Pass Completions by a Team:** *Tech* — 34, vs. Houston, 1972; *Opponent* — 36, Marshall, 2002  
**Most Pass Receptions by an Individual:** *Tech* — 13, Nick Cullen vs. Southern Miss, 1990; *Opponent* — 13, Ron Sellers of Florida State, 1966  
**Most Yards on Pass Receptions by an Individual:** *Tech* — 194, Antonio Freeman vs. Temple, 1993; *Opponent* — 180, Herman Moore of Virginia, 1990  
**Most Total Offense by an Individual:** *Tech* — 516 yds., Don Strock vs. Houston, 1972; *Opponent* — 516 yds., Scott Milanovich of Maryland, 1993  
**Most Total Offense by a Team:** *Tech* — 641 yds., vs. Maryland, 1993; *Opponent* — 649 yds., Maryland, 1993  
**Most Combined Total Offense:** 1,290 yds., *Tech* (641 yds.) vs. Maryland (649 yds.), 1993  
**Most Touchdowns by a Team:** *Tech* — 11, vs. Akron, 1995; *Opponent* — 7, Houston, 1974  
**Most Points Scored by an Individual:** *Tech* — 26, fb George Constantinides vs. Richmond, 1967; *Opponent* — 24, rb Mike Dingle of South Carolina, 1990  
**Most Rushing Touchdowns by an Individual:** *Tech* — 4, four times (most recent: tb Lee Suggs vs. Rutgers, 2000);  
*Opponent* — 3, three times (most recent: rb Terrell Willis of Rutgers, 1993)  
**Most Rushing Touchdowns by a Team:** *Tech* — 8, vs. Akron, 1995; *Opponent* — 5, Kentucky, 1974  
**Most Touchdown Passes by an Individual:** *Tech* — 4, three times (most recent: Bryan Randall vs. Florida A&M, 2004)  
*Opponent* — 4, three times (most recent: John Turman of Pittsburgh, 2000)  
**Most Touchdown Passes by a Team:** *Tech* — 5, vs. Temple, 1993; *Opponent* — 4, four times (most recent: Pittsburgh, 2000)  
**Most Touchdown Receptions by an Individual:** *Tech* — 3, Antonio Freeman vs. Maryland, 1993;  
*Opponent* — 3, two times (most recent: Larry Fitzgerald of Pittsburgh, 2002)  
**Most Field Goals Made by an Individual:** *Tech* — 6, Mickey Thomas vs. Vanderbilt, 1989; *Opponent* — 5, Rafael Garcia of Virginia, 1994  
**Most Points Kicking by an Individual:** *Tech* — 18, Mickey Thomas vs. Vanderbilt, 1989; *Opponent* — 18, Rafael Garcia of Virginia, 1994  
**Most Interceptions by an Individual:** *Tech* — 3, seven times (most recent: cb Anthony Midget vs. Miami, 1999);  
*Opponent* — 3, Aaron Beasley of West Virginia, 1994  
**Most Interceptions by a Team:** *Tech* — 6, vs. Rutgers, 1998; *Opponent* — 5, Virginia, 1992 & 1994  
**Most Interception Yardage by an Individual:** *Tech* — 182, fs Ashley Lee vs. Vanderbilt, 1983; *Opponent* — 99, db Marcus Mauney of West Virginia, 1974  
**Most Interception Yardage by a Team:** *Tech* — 182, vs. Vanderbilt, 1983; *Opponent* — 107, by East Carolina, 1991  
**Most Punts by an Individual:** *Tech* — 12, two times (most recent: Gene Fisher vs. Miami, 1967); *Opponent* — 13, Bill Rudison of Akron, 1989  
**Most Punt Returns by an Individual:** *Tech* — 10, two times (most recent: Bo Campbell vs. Akron, 1989); *Opponent* — 7, Rahsaan Vanterpool of West Virginia, 1994  
**Most Punt Returns by a Team:** *Tech* — 10, two times (most recent: vs. Akron, 1989);  
*Opponent* — 8, Houston, 1974  
**Most Punt Return Yardage by an Individual:** *Tech* — 164, Antonio Freeman vs. Pittsburgh, 1994;  
*Opponent* — 127, Larry Carter of Kentucky, 1978  
**Most Punt Return Yardage by a Team:** *Tech* — 154, vs. Richmond, 1967;  
*Opponent* — 127, Kentucky, 1978  
**Most Kickoff Returns by an Individual:** *Tech* — 6, Marcus Mickel vs. Clemson, 1989;  
*Opponent* — 6, four times (most recent: Tyrone Walker of Western Michigan, 2004)  
**Most Kickoff Returns by a Team:** *Tech* — 8, vs. Houston, 1974 & vs. Virginia, 1994;  
*Opponent* — 9, George Washington, 1966 & Maryland, 1993  
**Most Kickoff Return Yardage by an Individual:** *Tech* — 214, Marcus Mickel vs. Clemson, 1989;  
*Opponent* — 142, Phil Mosser of William & Mary, 1971  
**Most Kickoff Return Yardage by a Team:** *Tech* — 245, vs. South Carolina, 1973;  
*Opponent* — 189, Rutgers, 1993  
**Most First Downs:** *Tech* — 34, vs. Akron, 1991; *Opponent* — 34, William & Mary, 1971  
**Fewest First Downs:** *Tech* — 3, vs. Miami (Fla.), 1967;  
*Opponent* — 6, two times (most recent: **Georgia Tech, 2005**)  
**Most Fumbles:** *Tech* — 11, vs. Tulsa, 1976; *Opponent* — 8, Richmond, 1975  
**Most Fumbles Lost:** *Tech* — 5 vs. Tulsa, 1976;  
*Opponent* — 5, two times (most recent: Clemson, 1985)  
**Most Combined Fumbles:** 17, *Tech* (11) vs. Tulsa (6), 1976  
**Most Combined Fumbles Lost:** 10, *Tech* (5) vs. Tulsa (5), 1976  
**Most Yards Penalized:** *Tech* — 163 vs. Wake Forest, 1983; *Opponent* — 160, Miami (Fla.), 1992  
**Largest Crowd:** 65,115, 20 times (most recent: vs. North Carolina, 2005)  
**Smallest Crowd:** 10,000, vs. VMI, 1977

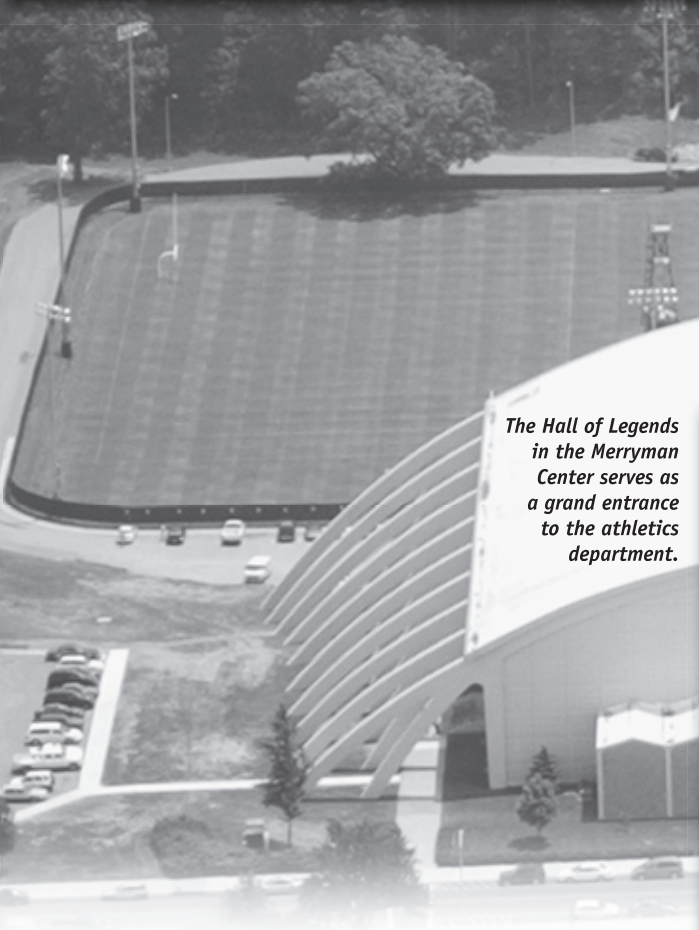


*The Virginia Tech defense held Georgia Tech to just six first downs in the Hokies' 51-7 victory last season.*


# THE HOKIES' EXCELLENT ATHLETIC COMPLEX



*Tech's spacious lighted practice fields are located just outside the locker room and Merryman Center.*




*The Hall of Legends in the Merryman Center serves as a grand entrance to the athletics department.*







*66,233-seat Lane Stadium is an imposing venue.*



*The west side expansion of Lane Stadium is a magnificent new structure.*



*The Hokies have a full-sized indoor practice facility in Rector Field House.*



*The Merryman Center houses the football meeting rooms, weightroom, and many other support offices.*



*Michael Vick Hall and McConnell Auditorium provide for a great working environment for players and staff in the Merryman Center.*



*Tech's videography department utilizes state-of-the-art equipment.*



*The Hokies train in the spacious Merryman Center weight room and the adjacent speed and agility room.*



*Student Athlete Academic Support Services has moved into a spectacular area in the new west side addition to Lane Stadium.*



*The Hokies enjoy a spacious and well-equipped locker room and adjacent players' lounge.*



*Tech's Eddie Ferrell Memorial Training Room is second to none.*

## Facility Managers



**Casey Underwood**  
Facilities Manager  
Lane Stadium



**Jason Bowers**  
Sports Turf and  
Athletic Grounds Manager



**Denie Marie**  
Facilities Manager  
Rector Field House

# Building Boom

## Virginia Tech is Always Moving Ahead with Facilities



*The impressive new west side expansion of Lane Stadium now houses the ticket office, Hokie Club and Student Athlete Academic Support Services.*

When it comes to athletic facilities, Virginia Tech Director of Athletics Jim Weaver has a simple philosophy — “as soon as you sit still in terms of facilities, you have taken a step backward.”

It has become clear that Virginia Tech has no intention of sitting still on the facilities front. There is a continuous stream of improvements underway or in the planning process in the athletics complex. A number of projects have recently concluded, while several larger endeavors loom on the horizon.

The Virginia Tech athletics department is living up to Jim Weaver’s challenge to constantly enhance its facilities. Here are a few examples:


- The remodelling of Lane Stadium’s west side will be completed by the end of summer and in time for Tech’s home opener. It involves the removal of the fencing that surrounds the stadium which will be replaced by several entrances, the construction of additional new luxury suites, a new President’s area, four private club seating areas, a new ticket office, new athletic fund offices, an Athletics Hall of Fame and a new student academic services area. In addition, a new satellite truck staging area will be constructed on the west site for local television stations to use.
- The student ticket gates will be redone this season, and a new gate will be built along the east side, to alleviate the pressure on the student gates on game days.
- A new video board was installed on the existing scoreboard prior to last season, enhancing the fans’ experience at Lane Stadium. The new board is one-third larger and makes HokieVision one of the best video experiences around.
- New kicking nets were installed in both end zones of Lane Stadium, providing a safety barrier for fans.
- Cassell Coliseum’s walkway and concession areas got a facelift prior to the 2002-2003 basketball season. The ceilings were raised and wood panels were added, as was Hokie Stone in some areas. Additionally, new lights and carpet were installed. Phase two of the Cassell renovation project was completed last season, as all bathroom fixtures throughout the Coliseum were replaced. Phase three will be completed prior to this basketball season. This phase puts an emphasis on the north and south concourses, blending them in with the new look of the east and west concourses.

- The baseball and softball fields were torn up and replaced, complete with modern drainage systems, last fall.
- An existing university field was made regulation size and became the new game field for the men’s and women’s varsity soccer teams as well as women’s lacrosse. A second phase, the installation of 1,000 permanent seats and a press box, was completed prior to the 2003 season. The third phase of the Soccer-Lacrosse Field project was completed last fall. An additional 1,000 permanent bleachers were added, bringing the capacity up to 2,028. Two new practice fields — one synthetic field and one natural grass field — were redone to give the three teams a great practice facility.
- A new restroom facility that serves the soccer, lacrosse and softball crowds was completed last fall.
- The wrestling team got a new practice facility. An existing gym was turned into a permanent practice room. New mats were ordered to utilize the back gym for the Hokies and a new competition mat was also purchased last year.
- In the equipment room, a new storage capacity system was installed last summer.
- Tech has plans for a new field house that will be wider and longer than Rector Field House and would be used for football, soccer and lacrosse. A space underneath the new field house will contain batting cages for softball and baseball as well as additional storage areas.
- With a new field house in place, Rector Field House would become a permanent indoor facility for the track & field team.
- A new basketball practice facility is in the pre-planning stages. The tentative plans call for the facility to connect the proposed new field house to the existing back gym in Cassell Coliseum.
- With several groups moving to the west side of Lane Stadium, the areas they are vacating will be renovated during the 2006-07 school year. These areas will eventually be converted to new coaching offices, providing more space for several sports.

# FAST FACTS REVIEW



*Xavier  
Adibi*



*Darryl Tapp with  
the Gator Bowl trophy*

The Hokies posted an 11-2 record, won the Gator Bowl, and finished the 2005 season ranked No. 7 in the nation

# 2005 REVIEW

# 2005 Season in Review

## Tech Wins 11 Games, Earns 13th Straight Bowl Bid

It may not have been the Hollywood ending that head coach Frank Beamer was looking for, but the 2005 season was a banner year for his Virginia Tech Hokies.

For the 13th straight season, the Hokies were involved in a post-Christmas bowl game. Virginia Tech also clinched an 11-win season — for just the third time in school history — when it took on Louisville on Jan. 2 in the Toyota Gator Bowl.

After falling 27-22 to Florida State in the inaugural ACC Championship Game, the Hokies bounced back to end the season on a high note with a comeback win over Louisville in the Gator Bowl. The end of the season may not have been everything Tech fans wanted, but it won't overshadow what the team accomplished in 2005.

Just getting to the 11-win mark and the ACC title game were tall orders for the Hokies.

The team faced a number of questions as it entered the 2005 season. Perhaps the biggest question was about the quarterback position, where junior Marcus Vick was tabbed as the starter for the first time. He had high expectations to live up to

— expectations established by 2004 ACC Player of the Year, Bryan Randall, as well as Vick's All-Pro older brother, Michael.

There were other questions facing the team heading into the season. The Hokies were breaking in nine new starters — including five on defense, where senior Jimmy Williams was the only incumbent in the secondary.

The team was also dealing with heightened expectations. Very few people had foreseen the Hokies' run to a conference title in 2004; however, nearly everybody was predicting a first-place finish this season.

Tech's journey to the 2006 Gator Bowl began in Raleigh, N.C., where a primetime ESPN audience got its first glimpse of the ACC Coastal Division Champions-to-be on a Sunday night against NC State. Vick answered a lot of questions early, leading the Hokies back from a first-quarter deficit and throwing a touchdown pass to junior David Clowney in the third quarter. However, the game wasn't sealed until junior Aaron Rouse intercepted a pass at the Tech 6-yard line to preserve the 21-16 win. Tech exacted revenge on NC State, one of three teams to beat the Hokies in 2004.

After allowing 13 points in the first half against the Wolfpack, Tech's defense tightened up. The Hokies allowed just three points over the next two quarters.

The Hokies' first shutout of the season came in week two as Darryl Tapp, Vick and company blanked Duke 45-0. Tapp led a defensive charge that allowed just five first downs and a school-record-low 36 yards of total offense for the Blue Devils. Vick continued to impress, throwing three more touchdown passes in front of a Wallace Wade Stadium crowd that heavily favored the maroon and orange of the Hokies.

Tech returned to the friendly confines of Lane Stadium/Worsham Field the following week to a sold out crowd and dispatched Ohio University, 45-0. Senior tailback Cedric Humes scored a pair of touchdowns while the Tech defense limited the Bobcats to just 189 yards of total offense.

For the first time since the Hokies' national championship run of 1999, the ESPN GameDay crew of Chris Fowler, Lee Corso and Kirk Herbstreit visited Blacksburg to do their weekly pregame show live from

the Alumni Mall. The gang was greeted by a boisterous crowd, which didn't leave disappointed as the 4th-ranked Hokies swamped No. 15 Georgia Tech, 51-7.

Senior Jeff King used the ABC televised game to make a national statement. The 6-foot-5 tight end caught a touchdown pass on Virginia Tech's first drive and then blocked a Yellow Jacket field goal attempt, which led to D.J. Parker's 78-yard touchdown return to give the Hokies a 14-0 lead as they rolled to the conference win.

On the strength of their third-straight lopsided win, the Hokies moved up to No. 3 in both the Associated Press and Coaches' polls. It was the program's highest ranking since it was ranked second in the country during the 2000 season.

The Hokies hit the road the next week, traveling to Morgantown, W. Va. Tech had been knocked from its undefeated

### Tech in the NCAA Rankings

(Top 30 only)

#### Individual Statistics

|                                 |                      |
|---------------------------------|----------------------|
| <b>Punting</b> .....            | <b>Yds. Per Punt</b> |
| 15. Nic Schmitt .....           | 43.15                |
| <b>Field Goals</b> .....        | <b>FGs Per Game</b>  |
| 22. Brandon Pace .....          | 1.46                 |
| <b>Scoring</b> .....            | <b>Pts. Per Game</b> |
| 28. Brandon Pace .....          | 8.31                 |
| <b>Passing Efficiency</b> ..... | <b>Rating</b>        |
| 23. Marcus Vick .....           | 143.29               |

#### Team Statistics

|                                      |                      |
|--------------------------------------|----------------------|
| <b>Total Defense</b> .....           | <b>Yds. Per Game</b> |
| 1. Virginia Tech .....               | 247.62               |
| <b>Scoring Defense</b> .....         | <b>Avg.</b>          |
| 2. Virginia Tech .....               | 12.92                |
| <b>Pass Efficiency Defense</b> ..... | <b>Rating</b>        |
| 2. Virginia Tech .....               | 92.68                |
| <b>Passing Defense</b> .....         | <b>Yds. Per Game</b> |
| 3. Virginia Tech .....               | 154.23               |
| <b>Rushing Defense</b> .....         | <b>Yds. Per Game</b> |
| 8. Virginia Tech .....               | 93.38                |
| <b>Interceptions</b> .....           | <b>INTs</b>          |
| t-9. Virginia Tech .....             | 19                   |
| <b>Scoring Offense</b> .....         | <b>Avg.</b>          |
| 17. Virginia Tech .....              | 33.85                |
| <b>Turnover Margin</b> .....         | <b>Margin</b>        |
| 21. Virginia Tech .....              | 0.69                 |
| <b>Pass Efficiency</b> .....         | <b>Avg.</b>          |
| 23. Virginia Tech .....              | 142.20               |
| <b>Rushing Offense</b> .....         | <b>Avg.</b>          |
| 29. Virginia Tech .....              | 190.69               |



ESPN's College GameDay crew made two appearances on the Virginia Tech campus last fall.



**Tailback Cedric Humes scores his third touchdown of the game in helping Tech to a 52-14 victory over in-state and ACC rival Virginia.**

perch by the Mountaineers on a similar trip in 2003. It would be a different story this time. In front of a hostile crowd, Vick threw for two touchdowns and ran for another as the Hokies knocked off the eventual Big East and Sugar Bowl champions, 34-17.

For its next game, Tech returned home and dominated the second half in a 41-14 triumph over Marshall. With tailbacks Mike Imoh and Cedric Humes both out with injuries, freshman Branden Ore turned the game into his personal showcase. The 5-foot-11 back gained 146 yards and ran for the go-ahead score in the second quarter to cap a career game.

After a week off, the Hokies ran their undefeated streak to seven in an ESPN Thursday night game at Maryland. Again, Tech overcame a sluggish start for a 28-9 victory. Vick threw three interceptions, but accounted for 344 total yards (133 rushing, 211 passing) to lead the Tech offense. On defense, the Hokies held their fourth opponent to less than 10 points.

The Hokies played in their second straight Thursday night primetime game the next week, defeating their second Top 25 opponent by over two touchdowns in downing No. 13 Boston College,

30-10. Tech's defense held the Eagles to just 183 yards and forced three turnovers in the victory. Sophomore Vince Hall

returned the final turnover for a 13-yard touchdown, his second TD of the season.

The win set up Tech's biggest game of the regular season, a showdown with No. 5 Miami at Lane Stadium. The GameDay group returned to Blacksburg for this ESPN Saturday night clash, but it didn't turn out the way the Hokies had hoped. The Hurricanes' defense forced six turnovers en route to a 27-7 win over the Hokies to take control of the Coastal Division.

After a week off to regain their focus, the Hokies traveled to Charlottesville, Va., to battle in-state rival Virginia. With its national title hopes eliminated, Tech came up with its best performance of the season as the seventh-ranked Hokies battered the Wahoos, 52-14. Humes and Ore combined for 228 yards rushing and five scores as Tech gained 333 yards on the ground. The victory, coupled with Miami's upset loss to Georgia Tech, moved the Hokies back into conference championship contention. All they needed to do was take care of North Carolina in the final regular-season game.

And they did.

Behind the running of Humes and Ore and another dominating defensive effort, the

Hokies earned a trip to the ACC Championship game with a 30-3 win over the Tar Heels. The two tailbacks again combined for over 200 yards on the ground, while the Hokie defense held UNC to just 36 yards rushing.

Tech met up with old nemesis Florida State in the Dr. Pepper ACC Championship game at Jacksonville's Alltel Stadium. Untimely penalties and an FSU punt return for a touchdown that sparked a 24-point third quarter, were too much for the Hokies to overcome in the fourth quarter as the Seminoles ran their winning streak over Tech to 12 games. Despite the loss, Tech rebounded to dispatch Louisville, 35-24, to finish the season on a high note.

Following the regular season, several Hokies continued to achieve individual accolades. For the second year in a row, Beamer was named the ACC Coach of the Year. Five Hokies were named to the All-ACC first team, including Vick, Tapp and Williams, as well as offensive linemen Will Montgomery and Jason Murphy. Williams was named a unanimous All-American, making all five national first teams. Tapp was also named a first-team All-American by the AFCA and won the Dudley Award, which is given to the state's top collegiate player.

## 2005 Start Chart

| Offense  | FL    | LT     | LG         | C          | RG     | RT    | TE       | QB      | FB          | TB       | SE       |
|----------|-------|--------|------------|------------|--------|-------|----------|---------|-------------|----------|----------|
| NCSU     | Royal | Martin | Gore       | Montgomery | Murphy | Brown | King     | Vick    | Kinzer (TE) | Imoh     | Hyman    |
| Duke     | Royal | Martin | Butler     | Montgomery | Murphy | Brown | King     | Vick    | Kinzer (TE) | Humes    | Clowney  |
| Ohio     | Royal | Martin | Butler     | Montgomery | Murphy | Brown | King     | Vick    | Kinzer (TE) | Imoh     | Clowney  |
| GT       | Royal | Martin | Montgomery | McGrath    | Murphy | Brown | King     | Vick    | Kinzer (TE) | Humes    | Clowney  |
| W.Va.    | Royal | Martin | Butler     | Montgomery | Murphy | Brown | King     | Vick    | Allen       | Imoh     | Clowney  |
| Marshall | Royal | Martin | Montgomery | McGrath    | Murphy | Brown | King     | Vick    | Kinzer (TE) | Humes    | Clowney  |
| Md.      | Royal | Martin | Montgomery | McGrath    | Murphy | Brown | King     | Vick    | Kinzer (TE) | Imoh     | Clowney  |
| BC       | Royal | Martin | Montgomery | McGrath    | Murphy | Brown | King     | Vick    | Kinzer (TE) | Humes    | Clowney  |
| Miami    | Royal | Martin | Montgomery | McGrath    | Murphy | Brown | King     | Vick    | Kinzer (TE) | Imoh     | Clowney  |
| UVa      | Royal | Martin | Montgomery | McGrath    | Murphy | Brown | King     | Vick    | Kinzer (TE) | Humes    | Clowney  |
| UNC      | Royal | Martin | Butler     | Montgomery | Murphy | Brown | King     | Vick    | Morgan (WR) | Humes    | Clowney  |
| FSU      | Royal | Martin | Montgomery | McGrath    | Murphy | Brown | King     | Vick    | Kinzer (TE) | Humes    | Clowney  |
| L'ville  | Royal | Frye   | Butler     | Montgomery | Murphy | Brown | King     | Vick    | Kinzer (TE) | Humes    | Clowney  |
| Defense  | DE    | DT     | DT         | DE         | ILB    | ILB   | WHIP     | CB      | ROVER       | FS       | CB       |
| NCSU     | Tapp  | Lewis  | Powell     | Ellis      | Hall   | Adibi | Anderson | Minor   | Rouse       | Parker   | Williams |
| Duke     | Tapp  | Lewis  | Sandidge   | Burchette  | Hall   | Adibi | Anderson | Minor   | Rouse       | Parker   | Williams |
| Ohio     | Tapp  | Lewis  | Sandidge   | Burchette  | Hall   | Adibi | Anderson | Minor   | Rouse       | Parker   | Williams |
| GT       | Tapp  | Lewis  | Sandidge   | Burchette  | Hall   | Adibi | Anderson | Minor   | Rouse       | Hamilton | Williams |
| W.Va.    | Tapp  | Lewis  | Sandidge   | Burchette  | Hall   | Adibi | Anderson | Minor   | Rouse       | Parker   | Williams |
| Marshall | Tapp  | Lewis  | Sandidge   | Ellis      | Hall   | Adibi | Anderson | Flowers | Rouse       | Hamilton | Williams |
| Md.      | Tapp  | Lewis  | Powell     | Ellis      | Hall   | Adibi | Anderson | Minor   | Rouse       | Hamilton | Williams |
| BC       | Tapp  | Lewis  | Powell     | Ellis      | Hall   | Adibi | Anderson | Minor   | Rouse       | Hamilton | Williams |
| Miami    | Tapp  | Lewis  | Powell     | Ellis      | Hall   | Adibi | Anderson | Minor   | Rouse       | Hamilton | Williams |
| UVa      | Tapp  | Lewis  | Sandidge   | Ellis      | Hall   | Adibi | Anderson | Minor   | Rouse       | Parker   | Williams |
| UNC      | Tapp  | Lewis  | Sandidge   | Ellis      | Hall   | Adibi | Anderson | Minor   | Rouse       | Hamilton | Williams |
| FSU      | Tapp  | Lewis  | Sandidge   | Ellis      | Hall   | Adibi | Anderson | Minor   | Rouse       | Parker   | Williams |
| L'ville  | Tapp  | Lewis  | Powell     | Ellis      | Hall   | Adibi | Anderson | Minor   | Rouse       | Hamilton | Williams |

# 2005 Game-by-Game Review

## Game 1: NC STATE

### Hokies Hold On for 20-16 ACC Road Win

Carter-Finley Stadium • Raleigh, N.C.  
Sept. 4, 2005 • Attendance: 57,100

|                      |   |   |   |   |   |    |
|----------------------|---|---|---|---|---|----|
| Virginia Tech        | 7 | 3 | 3 | 7 | — | 20 |
| North Carolina State | 7 | 6 | 0 | 3 | — | 16 |

NCS (6:50 re 1st) - Blackman 25 run (Deraney kick)  
 VT (3:24 re 1st) - Imoh 5 run (Pace kick)  
 NCS (8:49 re 2nd) - FG Deraney 33  
 VT (2:33 re 2nd) - FG Pace 44  
 NCS (0:00 re 2nd) - FG Deraney 27  
 VT (2:19 re 3rd) - FG Pace 28  
 VT (12:24 re 4th) - Clowney 19 pass from Vick (Pace kick)  
 NCS (8:09 re 4th) - FG Deraney 35

| Team Stats     | VT      | NCS     |
|----------------|---------|---------|
| First Downs    | 14      | 21      |
| Rushes-yds.    | 41-124  | 29-127  |
| Passing yds.   | 108     | 311     |
| Return yds.    | 37      | 15      |
| Passes         | 10-21-0 | 27-44-2 |
| Punts-avg.     | 6-45.7  | 4-40.5  |
| Fumbles-lost   | 0-0     | 1-1     |
| Penalties-yds. | 6-40    | 12-105  |
| Time of poss.  | 29:26   | 30:34   |
| Sacks by       | 2-18    | 3-20    |

**Individual Leaders**  
**Rushing** — VT, Imoh 18-56, Humes 10-37, Vick 13-31; NCS, Blackman 12-58, Morgan 1-44, R. Davis 9-35, Baker 3-5, J. Davis 4-(-15).  
**Passing** — VT, Vick 10-21-0-108; NCS, Davis 27-43-2-311.  
**Receiving** — VT, Clowney 3-30, Harper 2-36, Humes 2-12, Morgan 1-27, King 1-6, Royal 1-(-3); NCS, Hall 8-97, Williams 6-62, Blackman 4-40, Clark 3-37, Hicks 2-35, Hill 2-12, R. Davis 1-18, Barrett 1-10.

## Game 2: DUKE

### Record Defensive Effort Keys 45-0 Victory

Wallace Wade Stadium • Durham, N.C.  
Sept. 11, 2005 • Attendance: 25,014

|               |    |   |    |    |   |    |
|---------------|----|---|----|----|---|----|
| Virginia Tech | 14 | 7 | 14 | 10 | — | 45 |
| Duke          | 0  | 0 | 0  | 0  | — | 0  |

VT (6:55 re 1st) - King 7 pass from Vick (Pace kick)  
 VT (1:54 re 1st) - Minor 23 interception return (Pace kick)  
 VT (9:15 re 2nd) - Morgan 37 pass from Vick (Pace kick)  
 VT (11:52 re 3rd) - Clowney 35 pass from Vick (Pace kick)  
 VT (1:34 re 3rd) - Bell 3 run (Pace kick)  
 VT (8:13 re 4th) - FG Pace 31  
 VT (4:57 re 4th) - Ore 4 run (Pace kick)

| Team Stats     | VT      | D       |
|----------------|---------|---------|
| First Downs    | 22      | 5       |
| Rushes-yds.    | 44-180  | 35-13   |
| Passing yds.   | 182     | 22      |
| Return yds.    | 138     | 0       |
| Passes         | 13-22-1 | 5-18-1  |
| Punts-avg.     | 3-31.0  | 10-40.6 |
| Fumbles-lost   | 4-0     | 2-0     |
| Penalties-yds. | 5-50    | 9-68    |
| Time of poss.  | 30:10   | 29:50   |
| Sack by        | 5-29    | 2-10    |

**Individual Leaders**  
**Rushing** — VT, Imoh 8-66, Ore 10-51, Humes 9-39, Bell 6-15, Gilchrist 1-14, Candelas 3-12, Holt 1-(-2), Team 2-(-3), Vick 4-(-12); D, Dukes 8-20, Dargan 6-4, Boyle 9-3, Ruff 1-1, Schneider 7-0, Team 1-(-5), Boyette 3-(-10).  
**Passing** — VT, Vick 12-19-1-172, Holt 1-3-0-10; D, Schneider 4-14-0-14, Dukes 1-3-1-8, Sprague 0-1-0-0.  
**Receiving** — VT, King 5-46, Clowney 3-62, Humes 2-9, Morgan 1-37, Royal 1-18, Hyman 1-10; D, Drummer 2-5, Elliott 1-8, Adams 1-7, Jones 1-2.

## Game 3: OHIO

### Defense Posts Another Shutout in 45-0 Win

Lane Stadium/Worsham Field • Blacksburg, Va.  
Sept. 17, 2005 • Attendance: 65,115

|               |   |    |    |    |   |    |
|---------------|---|----|----|----|---|----|
| Ohio          | 0 | 0  | 0  | 0  | — | 0  |
| Virginia Tech | 3 | 14 | 14 | 14 | — | 45 |

VT (8:41 re 1st) - FG Pace 35  
 VT (8:48 re 2nd) - Humes 1 run (Pace kick)  
 VT (1:12 re 2nd) - King 28 pass from Vick (Pace kick)  
 VT (8:50 re 3rd) - Allen 3 pass from Vick (Pace kick)  
 VT (0:29 re 3rd) - Vick 4 run (Pace kick)  
 VT (12:30 re 4th) - Humes 33 run (Pace kick)  
 VT (5:32 re 4th) - Kinzer 38 pass from Holt (Pace kick)

| Team Stats     | OU      | VT      |
|----------------|---------|---------|
| First Downs    | 10      | 24      |
| Rushes-yds.    | 32-87   | 53-218  |
| Passing yds.   | 102     | 257     |
| Return yds.    | -1      | 72      |
| Passes         | 10-23-2 | 14-19-0 |
| Punts-avg.     | 7-42.6  | 4-41.5  |
| Fumbles-lost   | 2-1     | 0-0     |
| Penalties-yds. | 2-20    | 3-20    |
| Time of poss.  | 26:40   | 33:20   |
| Sacks-by       | 3-22    | 3-12    |

#### Individual Leaders

**Rushing** — OU, Owens 7-34, Everson 10-31, McRae 6-16,

Abrams 2-8, Petruziello 2-4, Young 3-3, Sullivan 1-1, Mayle 1-(-10); VT, Humes 15-75, Imoh 13-46, Vick 13-38, Ore 6-34, Royal 2-14, Holt 1-7, Bell 3-4.  
**Passing** — OU, Everson 9-18-2-96, Petruziello 1-5-0-6; VT, Vick 12-16-0-200, Holt 2-3-0-57.  
**Receiving** — OU, Mayle 3-62, Cody 3-15, Sylvan 2-5, Riley 1-14, Logan 1-6; VT, King 3-55, Harper 3-31, Clowney 2-57, Kinzer 2-57, Morgan 1-33, Hyman 1-17, Humes 1-4, Allen 1-3.

## Game 4: GEORGIA TECH

### Hokies Swat No. 15 Yellow Jackets, 51-7

Lane Stadium/Worsham Field • Blacksburg, Va.  
Sept. 24, 2005 • Attendance: 65,115

|               |    |    |    |   |   |    |
|---------------|----|----|----|---|---|----|
| Georgia Tech  | 0  | 0  | 7  | 0 | — | 7  |
| Virginia Tech | 14 | 10 | 24 | 3 | — | 51 |

VT (8:58 re 1st) - King 13 pass from Vick (Pace kick)  
 VT (3:50 re 1st) - Parker 78 blocked FG return (Pace kick)  
 VT (9:55 re 2nd) - FG Pace 40  
 VT (2:40 re 2nd) - Imoh 7 run (Pace kick)  
 VT (11:52 re 3rd) - Humes 4 run (Pace kick)  
 GT (5:38 re 3rd) - Johnson 11 pass from Ball (Bell kick)  
 VT (2:13 re 3rd) - FG Pace 29  
 VT (1:55 re 3rd) - Adibi 25 interception return (Pace kick)  
 VT (1:29 re 3rd) - Ellis 29 interception return (Pace kick)  
 VT (10:18 re 4th) - FG Pace 25

| Team Stats     | GT      | VT      |
|----------------|---------|---------|
| First Downs    | 6       | 15      |
| Rushes-yds.    | 25-74   | 44-97   |
| Passing yds.   | 143     | 223     |
| Return yds.    | 14      | 139     |
| Passes         | 13-32-2 | 13-22-0 |
| Punts-avg.     | 11-42.2 | 6-49.1  |
| Fumbles-lost   | 1-1     | 2-0     |
| Penalties-yds. | 9-75    | 5-35    |
| Time of poss.  | 29:05   | 30:55   |
| Sacks by       | 3-17    | 2-11    |

#### Individual Leaders

**Rushing** — GT, Daniels 10-48, Choice 9-29, Grant 3-8, Ball 3-(-11); VT, Imoh 11-55, Humes 12-37, Bell 4-15, Ore 6-11, Vick 7-0, Team 13-32-2 (-4), Holt 1-(-4), Schmitt 1-(-13).  
**Passing** — GT, Ball 11-27-2-143, Bennett 2-5-0-0; VT, Vick 13-18-0-223, Holt 0-4-0-0.  
**Receiving** — GT, Johnson 5-123, Cox 3-6, Clark 3-4, Choice 1-6, Matthews 1-4; VT, Clowney 3-47, King 3-46, Hyman 2-52, Royal 2-44, Morgan 2-14, Harper 1-20.



## Game 5: WEST VIRGINIA

**Vick Near-Perfect in 34-17 Road Win**

Mountaineer Field at Puskar Stadium • Morgantown, W.Va.  
Oct. 1, 2005 • Attendance: 60,193

|               |    |    |   |   |   |    |
|---------------|----|----|---|---|---|----|
| Virginia Tech | 10 | 14 | 3 | 7 | — | 34 |
| West Virginia | 0  | 14 | 3 | 0 | — | 17 |

|                   |   |  |
|-------------------|---|--|
| VT (7:58 re 1st)  | - | Vick 10 run (Pace kick)                    |
| VT (1:50 re 1st)  | - | FG Pace 35                                 |
| WV (11:20 re 2nd) | - | Villagrana 2 pass from White (McAfee kick) |
| VT (7:42 re 2nd)  | - | King 9 pass (Pace kick)                    |
| WV (5:42 re 2nd)  | - | Jalloh 46 pass from White (McAfee kick)    |
| VT (2:16 re 2nd)  | - | Royal 15 pass from Vick (Pace kick)        |
| VT (9:31 re 3rd)  | - | FG Pace 41                                 |
| WV (3:33 re 3rd)  | - | FG McAfee 21                               |
| VT (13:02 re 4th) | - | Humes 4 run (Pace kick)                    |

| Team Stats     | VT      | WV      | Individual Leaders  |
|----------------|---------|---------|---|
| First Downs    | 23      | 11      | <b>Rushing</b> — VT, Humes 22-79, Vick 12-74, Imoh 13-31, Royal   |
| Rushes-yds.    | 53-214  | 34-150  | 2-20, Ore 1-10, Bell 1-4, Team 1-(-4); WV, Slaton 11-90, White 11-44, Gwaltney 5-12, Williams 1-3, Schmitt 2-2, Colson 1-2, Bednarik (3-(-3)).  |
| Passing yds.   | 177     | 103     | <b>Passing</b> — VT, Vick 15-17-0-177; WV, White 9-11-0-85, Bednarik 2-3-0-18.  |
| Return yds.    | 5       | 2       | <b>Receiving</b> — VT, Royal 6-71, Clowney 3-47, King 2-29, Harper 2-18, Gilchrist 1-9, Imoh 1-3; WV, Reynaud 3-21, Slaton 2-12, Myles 2-10, Jalloh 1-46, Colson 1-11, Villagrana 1-2, Bruce 1-1. |
| Passes         | 15-17-0 | 11-14-0 |   |
| Punts-avg.     | 3-35.7  | 5-42.6  |   |
| Fumbles-lost   | 2-0     | 3-2     |   |
| Penalties-yds. | 2-10    | 7-55    |   |
| Time of poss.  | 37:21   | 22:39   |   |
| Sacks by       | 3-12    | 2-5     |   |

## Game 6: MARSHALL

**Tech Overcomes Slow Start for 41-14 Victory**

Lane Stadium/Worsham Field • Blacksburg, Va.  
Oct. 8, 2005 • Attendance: 65,115

|               |   |   |    |   |   |    |
|---------------|---|---|----|---|---|----|
| Marshall      | 0 | 7 | 0  | 7 | — | 14 |
| Virginia Tech | 7 | 7 | 20 | 7 | — | 41 |

|                   |   |   |
|-------------------|---|---|
| VT (4:24 re 1st)  | - | Humes 11 run (Pace kick)                  |
| MU (13:36 re 2nd) | - | Bradshaw 13 run (O'Connor kick)           |
| VT (5:09 re 2nd)  | - | Ore 14 run (Pace kick)                    |
| VT (11:51 re 3rd) | - | FG Pace 19                                |
| VT (11:01 re 3rd) | - | Hall 15 fumble return (Pace kick)         |
| VT (8:22 re 3rd)  | - | Clowney 48 pass from Vick (Pace kick)     |
| VT (1:23 re 3rd)  | - | FG Pace 23                                |
| VT (13:07 re 4th) | - | Bell 2 run (Pace kick)                    |
| MU (0:19 re 4th)  | - | Small 17 pass from Morris (O'Connor kick) |

| Team Stats     | MU      | VT      | Individual Leaders   |
|----------------|---------|---------|--|
| First downs    | 20      | 25      | <b>Rushing</b> — MU, Bradshaw 22-99, Small 14-57, Morris 7-8, Jones 1-0; VT, Ore 19-146, Humes 10-58, Bell 5-25, Royal 1-3, Vick 6-3, Team 1-(-2).                                 |
| Rushing yds.   | 44-164  | 42-233  | <b>Passing</b> — MU, B. Morris 14-28-1-117; VT, Vick 11-16-1-163, Holt 1-2-0-13.   |
| Passing yds.   | 117     | 176     | <b>Receiving</b> — MU, Fitzgerald 6-67, Small 3-28, Bradshaw 2-5, Moore 1-6, M. Morris 1-6, Lauzon 1-5; VT, Morgan 4-63, Royal 3-34, Clowney 2-56, Ore 1-13, King 1-6, Kinzer 1-4. |
| Return yds.    | 0       | 34      |  |
| Passes         | 14-28-1 | 12-18-1 |  |
| Punts-avg.     | 7-41.4  | 2-52.0  |  |
| Fumbles-lost   | 3-1     | 2-0     |  |
| Penalties-yds. | 7-36    | 2-10    |  |
| Time of poss.  | 33:54   | 26:06   |  |
| Sacks by       | 2-15    | 3-24    |  |

## Game 7: MARYLAND

**Defense Picks Up the Slack in 28-9 Road Win**

Byrd Stadium • College Park, Md.  
Oct. 20, 2005 • Attendance: 54,838

|               |   |   |   |    |   |    |
|---------------|---|---|---|----|---|----|
| Virginia Tech | 0 | 7 | 7 | 14 | — | 28 |
| Maryland      | 0 | 3 | 0 | 6  | — | 9  |

|                   |   |  |
|-------------------|---|--|
| VT (11:35 re 2nd) | - | Vick 8 run (Pace kick)                       |
| MD (3:00 re 2nd)  | - | FG Ennis 38                                  |
| VT (11:35 re 3rd) | - | Imoh 2 run (Pace kick)                       |
| VT (10:45 re 4th) | - | Imoh 10 run (Pace kick)                      |
| VT (6:47 re 4th)  | - | Ore 4 run (Pace kick)                        |
| MD (2:16 re 4th)  | - | Fenner 10 pass from Hollenbach (pass failed) |

| Team Stats     | VT      | MD      | Individual Leaders   |
|----------------|---------|---------|--|
| First downs    | 25      | 16      | <b>Rushing</b> — VT, Vick 16-133, Imoh 18-86, Ore 9-48, Bell 2-10, Royal 1-8, Morgan 1-3, Team 1-(-2); MD, Ball 15-75, Lattimore 8-17, Hollenbach 8-25, Merrills 1-0, Walker 1-(-1). |
| Rushing yds.   | 48-286  | 33-96   | <b>Passing</b> — VT, Vick 14-23-3-211; MD, Hollenbach 14-30-2-158.   |
| Passing yds.   | 211     | 158     | <b>Receiving</b> — VT, Clowney 3-76, Morgan 3-63, Royal 3-33, Imoh 3-21, King 1-11, Allen 1-7; MD Davis 4-48, Melendez 4-32, Fenner 3-63, Ball 2-9, Walker 1-6.                      |
| Return yds.    | 44      | 49      |  |
| Passes         | 14-23-3 | 14-30-2 |  |
| Punts-avg.     | 2-43.0  | 5-43.6  |  |
| Fumbles-lost   | 2-1     | 1-0     |  |
| Penalties-yds. | 7-71    | 5-49    |  |
| Time of poss.  | 30:35   | 29:25   |  |
| Sacks by       | 4-28    | 1-8     |  |

## Game 8: BOSTON COLLEGE

**Hokies Roll to 30-10 Win Over No. 13 Eagles**

Lane Stadium/Worsham Field • Blacksburg, Va.  
Oct. 27, 2005 • Attendance: 65,115

|                |   |    |   |    |   |    |
|----------------|---|----|---|----|---|----|
| Boston College | 0 | 7  | 3 | 0  | — | 10 |
| Virginia Tech  | 6 | 14 | 0 | 10 | — | 30 |

|                   |   |  |
|-------------------|---|--|
| VT (9:25 re 1st)  | - | FG Pace 26                                 |
| VT (3:24 re 1st)  | - | FG Pace 32                                 |
| BC (11:37 re 2nd) | - | Blackmon 29 pass from Porter (Troost kick) |
| VT (6:51 re 2nd)  | - | Royal 15 run (Pace kick)                   |
| VT (0:33 re 2nd)  | - | Morgan 3 pass from Vick (Pace kick)        |
| BC (11:14 re 3rd) | - | FG Troost 26                               |
| VT (13:30 re 4th) | - | FG Pace 31                                 |
| VT (3:16 re 4th)  | - | Hall 13 interception return (Pace kick)    |

| Team Stats     | BC      | VT      | Individual Leaders   |
|----------------|---------|---------|--|
| First downs    | 10      | 26      | 5-(-11); VT, Imoh 16-60, Vick 13-52, Humes 13-40, Ore 6-30, Royal 3-25, Bell 2-5.  |
| Rushing yds.   | 21-27   | 53-212  | <b>Passing</b> — BC, Porter 13-24-1-139, Ryan 2-6-1-17; VT, Vick 22-28-0-280.  |
| Passing yds.   | 156     | 280     | <b>Receiving</b> — BC, Blackmon 4-52, Miller 3-31, Lester 3-25, Whitworth 2-39, Callender 2-10, Marten 1-(-1); VT, Hyman 5-58, Clowney 3-58, Kinzer 3-20, Harper 2-53, Royal 2-27, King 2-24, Morgan 2-21, Imoh 1-12, Humes 1-7. |
| Return yds.    | 18      | 119     |  |
| Passes         | 15-30-2 | 22-28-0 |  |
| Punts-avg.     | 7-45.4  | 4-38.5  |  |
| Fumbles-lost   | 1-0     | 2-1     |  |
| Penalties-yds. | 4-20    | 6-46    |  |
| Time of poss.  | 20:55   | 39:05   |  |
| Sacks by       | 1-8     | 3-18    |  |

**Individual Leaders**  
**Rushing** — BC, Callender 8-29, Whitworth 8-9, Porter

## Game 9: MIAMI

**'Canes End Hokies' Winning Streak, 27-7**

Lane Stadium/Worsham Field • Blacksburg, Va.  
Nov. 5, 2005 • Attendance: 65,115

|               |   |   |    |   |   |    |
|---------------|---|---|----|---|---|----|
| Miami         | 3 | 7 | 17 | 0 | — | 27 |
| Virginia Tech | 0 | 0 | 0  | 7 | — | 7  |

|                   |  |
|-------------------|--|
| UM (8:40 re 1st)  | - FG Peattie 27                                    |
| UM (9:49 re 2nd)  | - Jones 1 run (Peattie kick)                       |
| UM (10:56 re 3rd) | - FG Peattie 23                                    |
| UM (3:22 re 3rd)  | - Jenkins 9 pass from Wright (Peattie kick)        |
| UM (1:43 re 3rd)  | - Brown fumble recovery in end zone (Peattie kick) |
| VT (8:06 re 4th)  | - Vick 2 run (Pace kick)                           |

### Team Stats

|                | UM      | VT     |
|----------------|---------|--------|
| First Downs    | 17      | 13     |
| Rushes-yds.    | 43-152  | 34-77  |
| Passing yds.   | 152     | 90     |
| Return yds.    | 21      | 28     |
| Passes         | 15-25-1 | 8-22-2 |
| Punts-avg.     | 4-45.2  | 4-36.5 |
| Fumbles-lost   | 0-0     | 5-4    |
| Penalties-yds. | 10-84   | 8-56   |
| Time of poss.  | 34:03   | 25:57  |
| Sacks by       | 4-28    | 1-2    |

### Individual Leaders

**Rushing** — UM, Jones 24-97, Hill 6-32, T. Moss 6-26, Thomas 6-0, Team 1-(-1), Wright 1-(-2); VT, Ore 4-35, Humes 7-20, Imoh 6-15, Vick 17-7.  
**Passing** — UM, Wright 13-22-1-146, Freeman 2-3-0-6; VT, Vick 8-22-2-90.  
**Receiving** — UM, Hill 4-35, S. Moss 4-27, Jenkins 3-33, Olsen 2-23, Moore 1-20, Leggett 1-14; VT, Harper 2-31, Ore 2-7, Clowney 1-22, Morgan 1-18, King 1-6, Kinzer 1-6.

## Game 10: VIRGINIA

**Tech Beats 'Hoos 52-14 for Commonwealth Cup**

Harrison Field at Scott Stadium • Charlottesville, Va.  
Nov. 19, 2005 • Attendance: 66,344

|               |   |    |    |   |   |    |
|---------------|---|----|----|---|---|----|
| Virginia Tech | 7 | 17 | 28 | 0 | — | 52 |
| Virginia      | 0 | 0  | 7  | 7 | — | 14 |

|                    |                                       |
|--------------------|---------------------------------------|
| VT (5:55 re 1st)   | - Morgan 8 pass from Vick (Pace kick) |
| VT (11:31 re 2nd)  | - FG Pace 32                          |
| VT (7:20 re 2nd)   | - Humes 1 run (Pace kick)             |
| VT (1:24 re 2nd)   | - Royal 24 pass from Vick (Pace kick) |
| UVa (11:44 re 3rd) | - Lundy 9 run (Hughes kick)           |
| VT (8:16 re 3rd)   | - Humes 9 run (Pace kick)             |
| VT (4:51 re 3rd)   | - Ore 7 run (Pace kick)               |
| VT (2:31 re 3rd)   | - Humes 3 run (Pace kick)             |
| VT (0:00 re 3rd)   | - Ore 31 run (Pace kick)              |
| UVa (8:29 re 4th)  | - Lundy 11 run (Hughes kick)          |

### Team Stats

|                | VT      | UVa     |
|----------------|---------|---------|
| First downs    | 26      | 17      |
| Rushes-yds.    | 55-339  | 30-130  |
| Passing yds.   | 170     | 140     |
| Return yds.    | 49      | -5      |
| Passes         | 15-21-1 | 17-30-2 |
| Punts-avg.     | 2-40.0  | 4-44.0  |
| Fumbles-lost   | 1-0     | 1-1     |
| Penalties-yds. | 4-49    | 1-7     |
| Time of poss.  | 38:23   | 21:37   |
| Sacks by       | 3-10    | 0-0     |

### Individual Leaders

**Rushing** — VT, Ore 15-115, Humes 13-113, Bell 12-74, Vick 9-32, Hyman 1-1, Team 1-(-2); UVa, Lundy 15-67, Snelling 6-28, Hagans 9-19.  
**Passing** — VT, Vick 15-21-1-170; UVa, Hagans 17-30-2-140.  
**Receiving** — VT, Morgan 5-56, Royal 3-47, Clowney 3-42, Trott 2-10, Ore 1-10, Humes 1-5; UVa, Byers 5-54, Snelling 4-26, Mines 3-40, Lundy 3-10, Williams 2-10.

## Game 11: NORTH CAROLINA

**Tech Clinches Coastal Division with 30-3 Win**

Lane Stadium/Worsham Field • Blacksburg, Va.  
Nov. 26, 2005 • Attendance: 65,115

|                |   |   |    |   |   |    |
|----------------|---|---|----|---|---|----|
| North Carolina | 0 | 3 | 0  | 0 | — | 3  |
| Virginia Tech  | 0 | 6 | 21 | 3 | — | 30 |

|                   |  |
|-------------------|--|
| VT (10:30 re 2nd) | - King 1 pass from Vick (Pace kick failed) |
| UNC (0:01 re 2nd) | - FG Barth 25                              |
| VT (9:42 re 3rd)  | - Humes 1 run (Pace kick)                  |
| VT (4:57 re 3rd)  | - Ore 4 run (Pace kick)                    |
| VT (1:35 re 3rd)  | - Humes 3 run (Pace kick)                  |
| VT (10:49 re 4th) | - FG Pace 44                               |

### Team Stats

|                | UNC     | VT     |
|----------------|---------|--------|
| First Downs    | 11      | 22     |
| Rushes-yds.    | 22-36   | 53-277 |
| Passing yds.   | 160     | 61     |
| Return yds.    | 45      | 12     |
| Passes         | 15-41-1 | 8-15-1 |
| Punts-avg.     | 7-34.6  | 3-50.3 |
| Fumbles-lost   | 0-0     | 1-1    |
| Penalties-yds. | 8-69    | 9-74   |
| Time of poss.  | 28:43   | 31:17  |
| Sacks by       | 3-22    | 3-22   |

### Individual Leaders

**Rushing** — UNC, McGill 12-34, Warren 3-5, Baker 7-(-3); VT, Humes 20-133, Ore 17-104, Bell 7-40, Vick 7-1, Team 2-(-2).  
**Passing** — UNC, Baker 15-41-1-160; VT, Vick 8-15-1-61.  
**Receiving** — UNC, Holley 4-49, Pollock 4-26, Mitchell 2-28, McGill 2-18, Mason 2-16, Hamlett 1-23; VT, Clowney 2-18, Hyman 2-16, Morgan 1-11, Harper 1-9, Ore 1-6, King 1-1.

## Game 12: FLORIDA STATE

**Hokies Fall to Seminoles in ACC Championship**

Alltel Stadium • Jacksonville, Fla.  
Dec. 3, 2005 • Attendance: 72,749

|               |   |   |    |    |   |    |
|---------------|---|---|----|----|---|----|
| Virginia Tech | 3 | 0 | 0  | 19 | — | 22 |
| Florida State | 3 | 0 | 24 | 0  | — | 27 |

|                    |   |
|--------------------|---|
| FSU (11:34 re 1st) | - FG Cismesia 31                                |
| VT (1:12 re 1st)   | - FG Pace 45                                    |
| FSU (13:46 re 3rd) | - Reid 83 punt return (Cismesia kick)           |
| FSU (10:47 re 3rd) | - Washington 14 run (Cismesia kick)             |
| FSU (4:42 re 3rd)  | - FG Cismesia 41                                |
| FSU (0:35 re 3rd)  | - Davis 6 pass from Weatherford (Cismesia kick) |
| VT (13:29 re 4th)  | - Morgan 28 pass from Vick (pass failed)        |
| VT (10:57 re 4th)  | - Vick 4 run (pass failed)                      |
| VT (1:45 re 4th)   | - Vick 1 run (Pace kick)                        |

### Team Stats

|                | VT      | FSU     |
|----------------|---------|---------|
| First Downs    | 24      | 15      |
| Rushes-yds.    | 31-41   | 24-47   |
| Passing yds.   | 335     | 225     |
| Return yds.    | 23      | 98      |
| Passes         | 26-52-1 | 21-35-0 |
| Punts-avg.     | 7-41.7  | 8-42.5  |
| Fumbles-lost   | 4-1     | 0-0     |
| Penalties-yds. | 17-143  | 12-114  |
| Time of poss.  | 35:09   | 24:51   |
| Sacks by       | 1-3     | 6-35    |

### Individual Leaders

**Rushing** — VT, Vick 17-11, Royal 1-9, Ore 5-7, Humes 5-7, Imoh 3-4, Brown 0-3; FSU, Booker 7-31, Washington 11-30, Weatherford 2-(-3), Team 4-(-11).  
**Passing** — VT, Vick 26-52-1-335; FSU, Weatherford 21-35-0-225.  
**Receiving** — VT, Morgan 7-128, Royal 4-43, Clowney 4-35, King 3-35, Humes 3-34, Kinzer 2-16, Harper 1-35, Allen 1-5, Imoh 1-4; FSU, Reid 5-79, Carr 4-78, Davis 4-21, Fagg 3-37, Carter 2-(-2), Rouse 1-6, Henshaw 1-4, Washington 1-2.

# 2006 Gator Bowl

Virginia Tech 35, Louisville 24

**JACKSONVILLE, Fla.** — The Virginia Tech Hokies twice rallied from 11-point deficits and scored 22 unanswered points in the fourth quarter to knock off Louisville 35-24 in the Gator Bowl played at Alltel Stadium on Jan. 2 in Jacksonville, Fla.

The win snapped a two-game losing streak in bowl games for the Hokies and enabled Tech to finish the 2005 season with an 11-2 overall record. Tech recorded 11 wins for just the third time in the program's history.

The Hokies trailed 14-3 in the first half, and 17-10 at halftime, primarily because of 75 yards in penalties, all of the 15-yard variety. In the second half, they found themselves down 24-13 after Louisville quarterback Hunter Cantwell hit Gary Barnidge on a 29-yard touchdown pass with less than 14 minutes left in the game.

After that score, the Hokies got things going. Tech answered by marching 78 yards in just two plays. Tech got a big play from quarterback Marcus Vick, who hit receiver David Clowney for a 54-yard gain to the Louisville 24. On the next play, Cedric Humes rumbled in from 24 yards out, and the Hokies connected on the two-point conversion when Vick hit Josh Morgan. That made the score 24-21 with just over 13 minutes to go.

Tech's Chris Ellis then gave Tech's offense a

golden opportunity when he drilled Cantwell on the ensuing possession and forced the Louisville signal-caller to fumble. James Anderson recovered for the Hokies, giving Tech the ball at its own 47. The Hokies capitalized when Vick found tight end Jeff King in the back of the end zone on a 5-yard touchdown pass that gave the Hokies a 28-24 lead with 6:09 left in the game.

Tech put the game away a minute later. Anderson, a redshirt senior from Chesapeake, Va., who enjoyed a huge game, intercepted a Cantwell pass and returned it for a touchdown that made the score 35-24. Louisville had two opportunities to cut into the lead, but lost the ball on downs on one occasion and Brandon Flowers intercepted a pass on the Cardinals' final possession of

the game.

Humes, a redshirt senior from Virginia Beach, Va., took home the game's MVP honors for Tech after rushing for 113 yards and one touchdown in his final collegiate game. His effort enabled the Hokies to rush for 187 yards, pacing a balanced Tech attack.

Vick completed 11-of-21 for 203 yards and two scores.

Tech's defense slammed the door on the Cardinals in the second half, allowing just seven first downs and 119 yards. Cantwell threw three touchdowns, but also threw three interceptions.



*There was no stopping James Anderson when he returned this interception 39 yards for a touchdown.*



*Cedric Humes accepts the Most Valuable Player award at the conclusion of the Gator Bowl.*

**January 2, 2006 • Jacksonville, Fla.  
Alltel Stadium • Att: 63,780**

|               |    |   |   |    |   |    |
|---------------|----|---|---|----|---|----|
| Louisville    | 14 | 3 | 0 | 7  | — | 24 |
| Virginia Tech | 3  | 7 | 3 | 22 | — | 35 |

UL (10:57 re 1st) — Urrutia 11 pass from Cantwell (Carmody kick)  
 VT (6:04 re 1st) — FG Pace 36  
 UL (2:53 re 1st) — Tinch 39 pass from Cantwell (Carmody kick)  
 VT (5:06 re 2nd) — Harper 33 pass from Vick (Pace kick)  
 UL (2:32 re 2nd) — FG Carmody 35  
 VT (3:12 re 3rd) — FG Pace 28  
 UL (13:37 re 4th) — Barnidge 29 pass from Cantwell (Carmody kick)  
 VT (13:04 re 4th) — Humes 24 run (Morgan pass from Vick)  
 VT (6:09 re 4th) — King 5 pass (Pace kick)  
 VT (5:04 re 4th) — Anderson 39 interception (Pace kick)

| Team Statistics | UL      | VT      |
|-----------------|---------|---------|
| First downs     | 20      | 21      |
| Rushes-yds.     | 30-127  | 48-187  |
| Passing yds.    | 216     | 203     |
| Return yds.     | 158     | 91      |
| Passes          | 15-37-3 | 11-21-0 |
| Punts-avg.      | 4-46.2  | 6-50.0  |
| Fumbles-lost    | 1-1     | 2-0     |
| Penalties-yds.  | 5-49    | 7-93    |
| Time of poss.   | 23:39   | 36:21   |
| Sacks by        | 3-28    | 4-30    |

**Individual Leaders**

**Rushing** — UL, Bush 16-94, Smith 3-32, Douglas 2-24, Stripling 3-13, TM 1-(-2), Cantwell 5-(-34); VT, Humes 22-113, Ore 11-56, Vick 13-10, Harper 1-10, TM 1-(-2).

**Passing** — UL, Cantwell 15-37-3-216; VT, Vick 11-21-0-203

**Receiving** — UL, Urrutia 6-95, Tinch 3-55, Jones 3-22, Barnidge 1-29, Bush 1-8, Douglas 1-7; VT, King 3-27, Clowney 2-69, Harper 2-62, Hyman 2-44, Royal 2-1

# 2005 Statistics

| RECORD:               | OVERALL | HOME  | AWAY  | NEUTRAL |
|-----------------------|---------|-------|-------|---------|
| <b>ALL GAMES</b>      | 11-2-0  | 5-1-0 | 5-0-0 | 1-1-0   |
| <b>CONFERENCE</b>     | 7-1-0   | 3-1-0 | 4-0-0 | 0-0-0   |
| <b>NON-CONFERENCE</b> | 4-1-0   | 2-0-0 | 1-0-0 | 1-1-0   |

| Date           | Opponent           |   | Score | Attend |
|----------------|--------------------|---|-------|--------|
| * Sep 04, 2005 | at NC State        | W | 20-16 | 57500  |
| * Sep 10, 2005 | at Duke            | W | 45-0  | 25014  |
| Sep 17, 2005   | OHIO               | W | 45-0  | 65115  |
| * Sep 24, 2005 | #15 GEORGIA TECH   | W | 51-7  | 65115  |
| Oct 01, 2005   | at West Virginia   | W | 34-17 | 60193  |
| Oct 08, 2005   | MARSHALL           | W | 41-14 | 65115  |
| * Oct 20, 2005 | at Maryland        | W | 28-9  | 54838  |
| * Oct 27, 2005 | #13 BOSTON COLLEGE | W | 30-10 | 65115  |
| * Nov 05, 2005 | #5 MIAMI           | L | 7-27  | 65115  |
| * Nov 19, 2005 | at Virginia        | W | 52-14 | 63344  |
| * Nov 26, 2005 | NORTH CAROLINA     | W | 30-3  | 65115  |
| # Dec 03, 2005 | vs Florida State   | L | 22-27 | 72749  |
| † Jan 02, 2006 | vs. #15 Louisville | W | 35-24 | 63780  |

\* - Atlantic Coast Conference Game  
 # - ACC Championship Game  
 † - Toyota Gator Bowl

| SCORE BY QUARTERS | 1st | 2nd | 3rd | 4th | Total |
|-------------------|-----|-----|-----|-----|-------|
| Virginia Tech     | 74  | 106 | 137 | 123 | 440   |
| Opponents         | 27  | 50  | 61  | 30  | 168   |

| RUSHING          | GP-GS | Att | Gain | Loss | Net  | Avg   | TD | Long | Avg/G |
|------------------|-------|-----|------|------|------|-------|----|------|-------|
| Cedric Humes     | 12-9  | 162 | 783  | 31   | 752  | 4.6   | 11 | 41   | 62.7  |
| Branden Ore      | 12-0  | 109 | 649  | 2    | 647  | 5.9   | 6  | 45   | 53.9  |
| Mike Imoh        | 9-6   | 106 | 450  | 31   | 419  | 4.0   | 4  | 23   | 46.6  |
| Marcus Vick      | 13-13 | 147 | 642  | 262  | 380  | 2.6   | 6  | 38   | 29.2  |
| George Bell      | 11-0  | 42  | 198  | 6    | 192  | 4.6   | 2  | 27   | 17.5  |
| Eddie Royal      | 13-13 | 10  | 79   | 0    | 79   | 7.9   | 1  | 17   | 6.1   |
| Jeremy Gilchrist | 12-0  | 1   | 14   | 0    | 14   | 14.0  | 0  | 14   | 1.2   |
| John Candelas    | 13-0  | 3   | 12   | 0    | 12   | 4.0   | 0  | 7    | 0.9   |
| Justin Harper    | 13-0  | 1   | 10   | 0    | 10   | 10.0  | 0  | 10   | 0.8   |
| Duane Brown      | 13-13 | 0   | 3    | 0    | 3    | 0.0   | 0  | 0    | 0.2   |
| Josh Morgan      | 13-1  | 1   | 3    | 0    | 3    | 3.0   | 0  | 3    | 0.2   |
| Cory Holt        | 6-0   | 3   | 7    | 6    | 1    | 0.3   | 0  | 7    | 0.2   |
| Josh Hyman       | 13-1  | 1   | 1    | 0    | 1    | 1.0   | 0  | 1    | 0.1   |
| Nic Schmitt      | 13-0  | 1   | 0    | 13   | -13  | -13.0 | 0  | 0    | -1.0  |
| TEAM             | 12-0  | 12  | 0    | 21   | -21  | -1.8  | 0  | 0    | -1.8  |
| Total            | 13    | 599 | 2851 | 372  | 2479 | 4.1   | 30 | 45   | 190.7 |
| Opponents        | 13    | 402 | 1584 | 370  | 1214 | 3.0   | 6  | 44   | 93.4  |

| PASSING     | GP-GS | Effic | Cmp-Att-Int | Pct  | Yards | TD | Long | Avg/G |
|-------------|-------|-------|-------------|------|-------|----|------|-------|
| Marcus Vick | 13-13 | 143.3 | 177-289-10  | 61.2 | 2393  | 17 | 54   | 184.1 |
| Cory Holt   | 6-0   | 116.8 | 4- 12- 0    | 33.3 | 80    | 1  | 38   | 13.3  |
| Total       | 13    | 142.2 | 181-301-10  | 60.1 | 2473  | 18 | 54   | 190.2 |
| Opponents   | 13    | 92.7  | 192-387-19  | 49.6 | 2005  | 11 | 59   | 154.2 |

## TEAM STATISTICS

|                                | VT         | OPP        |
|--------------------------------|------------|------------|
| <b>SCORING</b>                 | 440        | 168        |
| Points Per Game                | 33.8       | 12.9       |
| <b>FIRST DOWNS</b>             | 282        | 179        |
| Rushing                        | 148        | 78         |
| Passing                        | 113        | 85         |
| Penalty                        | 21         | 16         |
| <b>RUSHING YARDAGE</b>         | 2479       | 1214       |
| Yards gained rushing           | 2851       | 1584       |
| Yards lost rushing             | 372        | 370        |
| Rushing Attempts               | 599        | 402        |
| Average Per Rush               | 4.1        | 3.0        |
| Average Per Game               | 190.7      | 93.4       |
| TDs Rushing                    | 30         | 6          |
| <b>PASSING YARDAGE</b>         | 2473       | 2005       |
| Att-Comp-Int                   | 301-181-10 | 387-192-19 |
| Average Per Pass               | 8.2        | 5.2        |
| Average Per Catch              | 13.7       | 10.4       |
| Average Per Game               | 190.2      | 154.2      |
| TDs Passing                    | 18         | 11         |
| <b>TOTAL OFFENSE</b>           | 4952       | 3219       |
| Total Plays                    | 900        | 789        |
| Average Per Play               | 5.5        | 4.1        |
| Average Per Game               | 380.9      | 247.6      |
| <b>KICK RETURNS: #-YARDS</b>   | 24-457     | 49-1012    |
| <b>PUNT RETURNS: #-YARDS</b>   | 46-408     | 18-230     |
| <b>INT RETURNS: #-YARDS</b>    | 19-320     | 10-65      |
| <b>KICK RETURN AVERAGE</b>     | 19.0       | 20.7       |
| <b>PUNT RETURN AVERAGE</b>     | 8.9        | 12.8       |
| <b>INT RETURN AVERAGE</b>      | 16.8       | 6.5        |
| <b>FUMBLES-LOST</b>            | 27-8       | 16-8       |
| <b>PENALTIES-YARDS</b>         | 81-697     | 91-751     |
| Average Per Game               | 53.6       | 57.8       |
| <b>PUNTS-YARDS</b>             | 52-2244    | 83-3493    |
| Average Per Punt               | 43.2       | 42.1       |
| Net punt average               | 34.5       | 36.2       |
| <b>TIME OF POSSESSION/GAME</b> | 32:37      | 27:23      |
| <b>3RD-DOWN CONVERSIONS</b>    | 72/170     | 60/186     |
| 3rd-Down Pct                   | 42%        | 32%        |
| <b>4TH-DOWN CONVERSIONS</b>    | 9/15       | 8/14       |
| 4th-Down Pct                   | 60%        | 57%        |
| <b>SACKS BY-YARDS</b>          | 37-219     | 34-222     |
| <b>MISC YARDS</b>              | 20         | 5          |
| <b>TOUCHDOWNS SCORED</b>       | 55         | 19         |
| <b>FIELD GOALS-ATTEMPTS</b>    | 19-22      | 12-18      |
| <b>PAT-ATTEMPTS</b>            | 51-52      | 18-18      |
| <b>ATTENDANCE</b>              | 390690     | 260889     |
| Games/Avg Per Game             | 6/65115    | 5/52178    |
| Neutral Site Games             | 2/68264    | 2/68264    |

## DEFENSIVE LEADERS

|                       | GP | Solo | Tackles |       | TFL/Yds | No-Yards | Pass Def |      | Fumbles |         | Blkd | Saf |
|-----------------------|----|------|---------|-------|---------|----------|----------|------|---------|---------|------|-----|
|                       |    |      | Ast     | Total |         |          | Int-Yds  | BrUp | QBH     | Rcv-Yds | FF   |     |
| 9 Vince Hall          | 13 | 43   | 69      | 112   | 8.5-25  | 3.0-16   | 2-13     | 8    | 15      | 1- 15   | .    | .   |
| 42 James Anderson     | 13 | 41   | 41      | 82    | 8.5-37  | 3.0-7    | 2-39     | 4    | 3       | 1-0     | 1    | .   |
| 36 Aaron Rouse        | 13 | 35   | 42      | 77    | 4.5-7   | .        | 4-52     | 5    | .       | 1-0     | 1    | .   |
| 11 Xavier Adibi       | 13 | 28   | 41      | 69    | 7.0-17  | 3.0-7    | 2-50     | 4    | 4       | .       | .    | .   |
| 55 Darryl Tapp        | 13 | 27   | 21      | 48    | 14.5-75 | 10.0-58  | .        | 3    | 35      | .       | 3    | 1   |
| 2 Jimmy Williams      | 13 | 22   | 22      | 44    | 2.0-17  | 1.0-11   | 1-0      | 5    | 4       | .       | .    | .   |
| 49 Chris Ellis        | 13 | 15   | 26      | 41    | 10.5-41 | 6.0-33   | 1-29     | 5    | 14      | .       | 2    | .   |
| 56 Jonathan Lewis     | 13 | 15   | 23      | 38    | 7.5-49  | 4.5-40   | .        | 3    | 19      | .       | .    | .   |
| 71 Tim Sandidge       | 13 | 13   | 23      | 36    | 4.0-17  | 2.0-14   | .        | .    | 5       | .       | .    | .   |
| 27 Justin Hamilton    | 13 | 15   | 20      | 35    | 2.5-7   | .        | 3-60     | 7    | .       | .       | .    | .   |
| 25 D.J. Parker        | 13 | 11   | 23      | 34    | .       | .        | .        | 2    | .       | 1-5     | .    | .   |
| 15 Roland Minor       | 13 | 20   | 13      | 33    | 0.5-1   | .        | 3-62     | 3    | .       | 1-0     | .    | .   |
| 96 Noland Burchette   | 13 | 8    | 17      | 25    | 4.0-27  | 3.0-25   | .        | .    | 18      | 1-0     | 1    | .   |
| 91 Orion Martin       | 13 | 11   | 12      | 23    | 1.5-6   | 0.5-2    | .        | 3    | 7       | .       | .    | .   |
| 18 Brandon Flowers    | 13 | 13   | 7       | 20    | 1.5-6   | .        | 1-15     | 4    | .       | .       | .    | .   |
| 31 Brenden Hill       | 10 | 6    | 10      | 16    | .       | .        | .        | .    | .       | .       | .    | .   |
| 30 Cary Wade          | 13 | 7    | 8       | 15    | .       | .        | .        | .    | .       | .       | .    | .   |
| 33 Brett Warren       | 13 | 2    | 12      | 14    | 1.0-5   | .        | .        | .    | .       | .       | .    | .   |
| 40 Blake Warren       | 13 | 5    | 8       | 13    | .       | .        | .        | 1    | .       | .       | .    | .   |
| 59 Barry Booker       | 12 | 2    | 11      | 13    | 2.0-9   | .        | .        | .    | 4       | 1-0     | .    | .   |
| 99 Carlton Powell     | 13 | 3    | 10      | 13    | 1.5-7   | 0.5-4    | .        | .    | 3       | .       | .    | .   |
| 1 Victor Harris       | 13 | 7    | 5       | 12    | .       | .        | .        | .    | 2       | .       | .    | 1   |
| 45 Purnell Sturdivant | 13 | 4    | 5       | 9     | .       | .        | .        | .    | .       | .       | .    | .   |
| 21 Ryan Hash          | 13 | 3    | 4       | 7     | .       | .        | .        | .    | .       | .       | .    | .   |
| 41 Jordan Trott       | 13 | 3    | 3       | 6     | .       | .        | .        | .    | .       | .       | .    | .   |
| 75 Kory Robertson     | 11 | 2    | 3       | 5     | 0.5-1   | .        | .        | .    | 4       | .       | .    | .   |
| 90 Jeff King          | 13 | 5    | .       | 5     | .       | .        | .        | .    | .       | .       | .    | 1   |
| 13 Corey Gordon       | 13 | 1    | 3       | 4     | .       | .        | .        | 1    | .       | .       | .    | .   |
| 4 Eddie Royal         | 13 | 2    | .       | 2     | .       | .        | .        | .    | .       | .       | .    | .   |
| 48 Cory Price         | 7  | 1    | 1       | 2     | .       | .        | .        | .    | .       | 1-0     | .    | .   |
| 86 Omar Hashish       | 4  | .    | 2       | 2     | 0.5-2   | 0.5-2    | .        | .    | .       | .       | .    | .   |
| 17 Josh Morgan        | 13 | 2    | .       | 2     | .       | .        | .        | .    | .       | .       | .    | .   |
| 98 Jared Develli      | 12 | 1    | 1       | 2     | .       | .        | .        | .    | .       | .       | .    | .   |
| 6 Andrew Bowman       | 3  | .    | 1       | 1     | 0.5-1   | .        | .        | .    | .       | .       | .    | .   |
| 46 Brandon Pace       | 13 | .    | 1       | 1     | .       | .        | .        | .    | .       | .       | .    | .   |
| 53 Nick Leeson        | 13 | .    | 1       | 1     | .       | .        | .        | .    | .       | .       | .    | .   |
| 9A Greg Kezmarsky     | 2  | 1    | .       | 1     | .       | .        | .        | .    | .       | .       | .    | .   |
| 47 Theodore Miller    | 2  | .    | 1       | 1     | .       | .        | .        | .    | .       | .       | .    | .   |
| 34 George Bell        | 11 | 1    | .       | 1     | .       | .        | .        | .    | .       | .       | .    | .   |
| 35 Stevie Ray Lloyd   | 4  | .    | 1       | 1     | .       | .        | .        | .    | .       | .       | .    | .   |
| 20 Mike Imoh          | 9  | 1    | .       | 1     | .       | .        | .        | .    | .       | .       | .    | .   |
| 23 Nic Schmitt        | 13 | .    | 1       | 1     | .       | .        | .        | .    | .       | .       | .    | .   |
| 29 Chad Grimm         | 4  | .    | 1       | 1     | .       | .        | .        | .    | .       | .       | .    | .   |
| Total                 | 13 | 376  | 493     | 869   | 83-357  | 37-219   | 19-320   | 57   | 135     | 8-20    | 8    | 3   |
| Opponents             | 13 | 491  | 519     | 1010  | 82-325  | 34-222   | 10-65    | 43   | 15      | 8-5     | 13   | .   |

| RECEIVING        | GP-GS | No. | Yards | Avg  | TD | Long | Avg/G |
|------------------|-------|-----|-------|------|----|------|-------|
| David Clowney    | 13-12 | 34  | 619   | 18.2 | 3  | 54   | 47.6  |
| Josh Morgan      | 13-1  | 28  | 471   | 16.8 | 4  | 50   | 36.2  |
| Eddie Royal      | 13-13 | 27  | 315   | 11.7 | 2  | 42   | 24.2  |
| Jeff King        | 13-13 | 26  | 292   | 11.2 | 6  | 28   | 22.5  |
| Justin Harper    | 13-0  | 16  | 295   | 18.4 | 1  | 43   | 22.7  |
| Josh Hyman       | 13-1  | 13  | 197   | 15.2 | 0  | 35   | 15.2  |
| Cedric Humes     | 12-9  | 10  | 71    | 7.1  | 0  | 13   | 5.9   |
| John Kinzer      | 13-7  | 9   | 103   | 11.4 | 1  | 38   | 7.9   |
| Mike Imoh        | 9-6   | 7   | 40    | 5.7  | 0  | 15   | 4.4   |
| Branden Ore      | 12-0  | 5   | 36    | 7.2  | 0  | 13   | 3.0   |
| Jesse Allen      | 13-3  | 3   | 15    | 5.0  | 1  | 7    | 1.2   |
| Jordan Trott     | 13-0  | 2   | 10    | 5.0  | 0  | 6    | 0.8   |
| Jeremy Gilchrist | 12-0  | 1   | 9     | 9.0  | 0  | 9    | 0.8   |
| Total            | 13    | 181 | 2473  | 13.7 | 18 | 54   | 190.2 |
| Opponents        | 13    | 192 | 2005  | 10.4 | 11 | 59   | 154.2 |

| PUNT RETURNS | No. | Yards | Avg  | TD | Long |
|--------------|-----|-------|------|----|------|
| Eddie Royal  | 32  | 263   | 8.2  | 0  | 29   |
| Josh Morgan  | 9   | 105   | 11.7 | 0  | 44   |
| Mike Imoh    | 4   | 35    | 8.8  | 0  | 23   |
| TEAM         | 1   | 5     | 5.0  | 0  | 5    |
| Total        | 46  | 408   | 8.9  | 0  | 44   |
| Opponents    | 18  | 230   | 12.8 | 1  | 83   |

| INTERCEPTIONS   | No. | Yards | Avg | TD | Long |
|-----------------|-----|-------|-----|----|------|
| Aaron Rouse     | 4   | 52    | 1.0 | 0  | 25   |
| Justin Hamilton | 3   | 60    | 1.0 | 0  | 46   |
| Roland Minor    | 3   | 62    | 1.0 | 1  | 25   |
| James Anderson  | 2   | 39    | 1.0 | 1  | 39   |
| Xavier Adibi    | 2   | 50    | 1.0 | 1  | 25   |
| Vince Hall      | 2   | 13    | 1.0 | 1  | 13   |
| Chris Ellis     | 1   | 29    | 1.0 | 1  | 29   |
| Brandon Flowers | 1   | 15    | 1.0 | 0  | 15   |
| Jimmy Williams  | 1   | 0     | 1.0 | 0  | 0    |
| Total           | 19  | 320   | 1.0 | 5  | 46   |
| Opponents       | 10  | 65    | 1.0 | 0  | 23   |

| KICK RETURNS  | No. | Yards | Avg  | TD | Long |
|---------------|-----|-------|------|----|------|
| Eddie Royal   | 14  | 293   | 20.9 | 0  | 36   |
| Josh Morgan   | 4   | 67    | 16.8 | 0  | 31   |
| Mike Imoh     | 4   | 59    | 14.8 | 0  | 20   |
| David Clowney | 1   | 30    | 30.0 | 0  | 30   |
| Jordan Trott  | 1   | 8     | 8.0  | 0  | 8    |
| Total         | 24  | 457   | 19.0 | 0  | 36   |
| Opponents     | 49  | 1012  | 20.7 | 0  | 43   |

| FUMBLE RETURNS | No. | Yards | Avg  | TD | Long |
|----------------|-----|-------|------|----|------|
| Vince Hall     | 1   | 15    | 15.0 | 1  | 15   |
| D.J. Parker    | 1   | 5     | 5.0  | 1  | 5    |
| Total          | 2   | 20    | 10.0 | 2  | 15   |
| Opponents      | 1   | 5     | 5.0  | 1  | 5    |

| SCORING        | TD | FGs   | PATs  |      |     |      |   |   | DXP | Saf | Points |
|----------------|----|-------|-------|------|-----|------|---|---|-----|-----|--------|
|                |    |       | Kick  | Rush | Rcv | Pass |   |   |     |     |        |
| Brandon Pace   | 0  | 19-22 | 51-52 | 0-0  | 0   | 0-0  | 0 | 0 | 0   | 108 |        |
| Cedric Humes   | 11 | 0-0   | 0-0   | 0-0  | 0   | 0-0  | 0 | 0 | 0   | 66  |        |
| Marcus Vick    | 6  | 0-0   | 0-0   | 0-0  | 0   | 1-3  | 0 | 0 | 0   | 36  |        |
| Jeff King      | 6  | 0-0   | 0-0   | 0-0  | 0   | 0-0  | 0 | 0 | 0   | 36  |        |
| Branden Ore    | 6  | 0-0   | 0-0   | 0-0  | 0   | 0-0  | 0 | 0 | 0   | 36  |        |
| Josh Morgan    | 4  | 0-0   | 0-0   | 0-0  | 1   | 0-0  | 0 | 0 | 0   | 26  |        |
| Mike Imoh      | 4  | 0-0   | 0-0   | 0-0  | 0   | 0-0  | 0 | 0 | 0   | 24  |        |
| David Clowney  | 3  | 0-0   | 0-0   | 0-0  | 0   | 0-0  | 0 | 0 | 0   | 18  |        |
| Eddie Royal    | 3  | 0-0   | 0-0   | 0-0  | 0   | 0-0  | 0 | 0 | 0   | 18  |        |
| George Bell    | 2  | 0-0   | 0-0   | 0-0  | 0   | 0-0  | 0 | 0 | 0   | 12  |        |
| Vince Hall     | 2  | 0-0   | 0-0   | 0-0  | 0   | 0-0  | 0 | 0 | 0   | 12  |        |
| Jesse Allen    | 1  | 0-0   | 0-0   | 0-0  | 0   | 0-0  | 0 | 0 | 0   | 6   |        |
| D.J. Parker    | 1  | 0-0   | 0-0   | 0-0  | 0   | 0-0  | 0 | 0 | 0   | 6   |        |
| Justin Harper  | 1  | 0-0   | 0-0   | 0-0  | 0   | 0-0  | 0 | 0 | 0   | 6   |        |
| John Kinzer    | 1  | 0-0   | 0-0   | 0-0  | 0   | 0-0  | 0 | 0 | 0   | 6   |        |
| Roland Minor   | 1  | 0-0   | 0-0   | 0-0  | 0   | 0-0  | 0 | 0 | 0   | 6   |        |
| James Anderson | 1  | 0-0   | 0-0   | 0-0  | 0   | 0-0  | 0 | 0 | 0   | 6   |        |
| Xavier Adibi   | 1  | 0-0   | 0-0   | 0-0  | 0   | 0-0  | 0 | 0 | 0   | 6   |        |
| Chris Ellis    | 1  | 0-0   | 0-0   | 0-0  | 0   | 0-0  | 0 | 0 | 0   | 6   |        |
| Total          | 55 | 19-22 | 51-52 | 0-0  | 1   | 1-3  | 0 | 0 | 0   | 440 |        |
| Opponents      | 19 | 12-18 | 18-18 | 0-0  | 0   | 0-1  | 0 | 0 | 0   | 168 |        |

| TOTAL OFFENSE    | G  | Plays | Rush | Pass | Total | Avg/G |
|------------------|----|-------|------|------|-------|-------|
| Marcus Vick      | 13 | 436   | 380  | 2393 | 2773  | 213.3 |
| Cedric Humes     | 12 | 162   | 752  | 0    | 752   | 62.7  |
| Branden Ore      | 12 | 109   | 647  | 0    | 647   | 53.9  |
| Mike Imoh        | 9  | 106   | 419  | 0    | 419   | 46.6  |
| George Bell      | 11 | 42    | 192  | 0    | 192   | 17.5  |
| Cory Holt        | 6  | 15    | 1    | 80   | 81    | 13.5  |
| Eddie Royal      | 13 | 10    | 79   | 0    | 79    | 6.1   |
| Jeremy Gilchrist | 12 | 1     | 14   | 0    | 14    | 1.2   |
| John Candelas    | 13 | 3     | 12   | 0    | 12    | 0.9   |
| Justin Harper    | 13 | 1     | 10   | 0    | 10    | 0.8   |
| Josh Morgan      | 13 | 1     | 3    | 0    | 3     | 0.2   |
| Duane Brown      | 13 | 0     | 3    | 0    | 3     | 0.2   |
| Josh Hyman       | 13 | 1     | 1    | 0    | 1     | 0.1   |
| Nic Schmitt      | 13 | 1     | -13  | 0    | -13   | -1.0  |
| TEAM             | 12 | 12    | -21  | 0    | -21   | -1.8  |
| Total            | 13 | 900   | 2479 | 2473 | 4952  | 380.9 |
| Opponents        | 13 | 789   | 1214 | 2005 | 3219  | 247.6 |

| FIELD GOALS  | FGM-FGA | Pct  | 01-19 | 20-29 | 30-39 | 40-49 | 50-99 | Lg | Blk |
|--------------|---------|------|-------|-------|-------|-------|-------|----|-----|
| Brandon Pace | 19-22   | 86.4 | 1-1   | 6-7   | 7-8   | 5-6   | 0-0   | 45 | 0   |

| FG SEQUENCE    | Virginia Tech     | OPPONENTS      |
|----------------|-------------------|----------------|
| NC State       | (44),(28)         | (33),(27),(35) |
| Duke           | 44,(31)           | -              |
| Ohio           | (35)              | 36             |
| Georgia Tech   | (40),(29),(25)    | 35,43          |
| West Virginia  | (35),(41)         | (21)           |
| Marshall       | (19),(23)         | -              |
| Maryland       | 20                | (38),38,47     |
| Boston College | (26),(32),(31),31 | (26)           |
| Miami          | -                 | (27),(24)      |
| Virginia       | (32)              | -              |
| North Carolina | (44)              | 33,(25)        |
| Florida State  | (45)              | (31),(41)      |
| Louisville     | (36),(28)         | (35)           |

Numbers in (parentheses) indicate field goal was made.

| PUNTING     | No. | Yards | Avg  | Long | TB | FC | I20 | 50+ | Blkd |
|-------------|-----|-------|------|------|----|----|-----|-----|------|
| Nic Schmitt | 52  | 2244  | 43.2 | 65   | 11 | 4  | 15  | 12  | 0    |
| Total       | 52  | 2244  | 43.2 | 65   | 11 | 4  | 15  | 12  | 0    |
| Opponents   | 83  | 3493  | 42.1 | 57   | 4  | 12 | 14  | 17  | 1    |

| KICKOFFS      | No. | Yards | Avg  | TB | OB | Retn | Net  | YdLn |
|---------------|-----|-------|------|----|----|------|------|------|
| Jared Develli | 64  | 4028  | 62.9 | 29 | 0  |      |      |      |
| Jud Dunlevy   | 21  | 1323  | 63.0 | 7  | 0  |      |      |      |
| Total         | 85  | 5351  | 63.0 | 36 | 0  | 20.7 | 42.6 | 22   |
| Opponents     | 41  | 2528  | 61.7 | 16 | 0  | 19.0 | 42.7 | 22   |

| ALL-PURPOSE      | GP | Rush | Rcv  | PR  | KR   | IR  | Total | Avg/G |
|------------------|----|------|------|-----|------|-----|-------|-------|
| Eddie Royal      | 13 | 79   | 315  | 263 | 293  | 0   | 950   | 73.1  |
| Cedric Humes     | 12 | 752  | 71   | 0   | 0    | 0   | 823   | 68.6  |
| Branden Ore      | 12 | 647  | 36   | 0   | 0    | 0   | 683   | 56.9  |
| David Clowney    | 13 | 0    | 619  | 0   | 30   | 0   | 649   | 49.9  |
| Josh Morgan      | 13 | 3    | 471  | 105 | 67   | 0   | 646   | 49.7  |
| Mike Imoh        | 9  | 419  | 40   | 35  | 59   | 0   | 553   | 61.4  |
| Marcus Vick      | 13 | 380  | 0    | 0   | 0    | 0   | 380   | 29.2  |
| Justin Harper    | 13 | 10   | 295  | 0   | 0    | 0   | 305   | 23.5  |
| Jeff King        | 13 | 0    | 292  | 0   | 0    | 0   | 292   | 22.5  |
| Josh Hyman       | 13 | 1    | 197  | 0   | 0    | 0   | 198   | 15.2  |
| George Bell      | 11 | 192  | 0    | 0   | 0    | 0   | 192   | 17.5  |
| John Kinzer      | 13 | 0    | 103  | 0   | 0    | 0   | 103   | 7.9   |
| Roland Minor     | 13 | 0    | 0    | 0   | 0    | 62  | 62    | 4.8   |
| Justin Hamilton  | 13 | 0    | 0    | 0   | 0    | 60  | 60    | 4.6   |
| Aaron Rouse      | 13 | 0    | 0    | 0   | 0    | 52  | 52    | 4.0   |
| Xavier Adibi     | 13 | 0    | 0    | 0   | 0    | 50  | 50    | 3.8   |
| James Anderson   | 13 | 0    | 0    | 0   | 0    | 39  | 39    | 3.0   |
| Chris Ellis      | 13 | 0    | 0    | 0   | 0    | 29  | 29    | 2.2   |
| Jeremy Gilchrist | 12 | 14   | 9    | 0   | 0    | 0   | 23    | 1.9   |
| Jordan Trott     | 13 | 0    | 10   | 0   | 8    | 0   | 18    | 1.4   |
| Jesse Allen      | 13 | 0    | 15   | 0   | 0    | 0   | 15    | 1.2   |
| Brandon Flowers  | 13 | 0    | 0    | 0   | 0    | 15  | 15    | 1.2   |
| Vince Hall       | 13 | 0    | 0    | 0   | 0    | 13  | 13    | 1.0   |
| John Candelas    | 13 | 12   | 0    | 0   | 0    | 0   | 12    | 0.9   |
| Duane Brown      | 13 | 3    | 0    | 0   | 0    | 0   | 3     | 0.2   |
| Cory Holt        | 6  | 1    | 0    | 0   | 0    | 0   | 1     | 0.2   |
| Nic Schmitt      | 13 | -13  | 0    | 0   | 0    | 0   | -13   | -1.0  |
| TEAM             | 12 | -21  | 0    | 5   | 0    | 0   | -16   | -1.3  |
| Total            | 13 | 2479 | 2473 | 408 | 457  | 320 | 6137  | 472.1 |
| Opponents        | 13 | 1214 | 2005 | 230 | 1012 | 65  | 4526  | 348.2 |

# 2005 Season Superlatives

## Tech Individual Game Highs

|                     |      |   |
|---------------------|------|---|
| Rushes              | 22   | Cedric Humes at West Virginia (Oct 01, 2005)<br>Cedric Humes vs Louisville (Jan 2, 2006)  |
| Yards Rushing       | 146  | Branden Ore vs Marshall (Oct 08, 2005)  |
| TD Rushes           | 3    | Cedric Humes at Virginia (Nov 19, 2005)   |
| Long Rush           | 45   | Branden Ore vs Marshall (Oct 08, 2005)  |
| Pass attempts       | 52   | Marcus Vick vs Florida State (Dec 03, 2005)   |
| Pass completions    | 26   | Marcus Vick vs Florida State (Dec 03, 2005)   |
| Yards Passing       | 335  | Marcus Vick vs Florida State (Dec 03, 2005)   |
| TD Passes           | 3    | Marcus Vick at Duke (Sep 10, 2005)  |
| Long Pass           | 54   | Marcus Vick vs Louisville (Jan 2, 2006)   |
| Receptions          | 7    | Josh Morgan vs Florida State (Dec 03, 2005)   |
| Yards Receiving     | 128  | Josh Morgan vs Florida State (Dec 03, 2005)   |
| TD Receptions       | 1    | David Clowney at NC State (Sep 04, 2005)<br>Josh Morgan at Duke (Sep 10, 2005)<br>David Clowney at Duke (Sep 10, 2005)<br>Jeff King at Duke (Sep 10, 2005)<br>Jesse Allen vs Ohio (Sep 17, 2005)<br>John Kinzer vs Ohio (Sep 17, 2005)<br>Jeff King vs Ohio (Sep 17, 2005)<br>Jeff King vs Georgia Tech (Sep 24, 2005)<br>Eddie Royal at West Virginia (Oct 01, 2005)<br>Jeff King at West Virginia (Oct 01, 2005)<br>David Clowney vs Marshall (Oct 08, 2005)<br>Josh Morgan vs Boston College (Oct 27, 2005)<br>Eddie Royal at Virginia (Nov 19, 2005)<br>Josh Morgan at Virginia (Nov 19, 2005)<br>Jeff King vs North Carolina (Nov 26, 2005)<br>Josh Morgan vs Florida State (Dec 03, 2005)<br>Justin Harper vs Louisville (Jan 2, 2006)<br>Jeff King vs Louisville (Jan 2, 2006) |
| Long Reception      | 54   | David Clowney vs Louisville (Jan 2, 2006)   |
| Field Goals         | 3    | Brandon Pace vs Georgia Tech (Sep 24, 2005)<br>Brandon Pace vs Boston College (Oct 27, 2005)  |
| Long Field Goal     | 45   | Brandon Pace vs Florida State (Dec 03, 2005)  |
| Punts               | 7    | Nic Schmitt vs Florida State (Dec 03, 2005)   |
| Punting Avg         | 52.0 | Nic Schmitt vs Marshall (Oct 08, 2005)  |
| Long Punt           | 65   | Nic Schmitt vs Marshall (Oct 08, 2005)  |
| Long Punt Return    | 44   | Josh Morgan at Duke (Sep 10, 2005)  |
| Long Kickoff Return | 36   | Eddie Royal vs Georgia Tech (Sep 24, 2005)  |
| Tackles             | 14   | Vince Hall at Maryland (Oct 20, 2005)   |
| Sacks               | 2.0  | Darryl Tapp at Duke (Sep 10, 2005)<br>Jonathan Lewis at Maryland (Oct 20, 2005)<br>Darryl Tapp vs Boston College (Oct 27, 2005)<br>Darryl Tapp at Virginia (Nov 19, 2005)<br>Darryl Tapp vs North Carolina (Nov 26, 2005)   |
| Tackles For Loss    | 2.5  | Darryl Tapp at Virginia (Nov 19, 2005)  |
| Interceptions       | 2    | Aaron Rouse at NC State (Sep 04, 2005)<br>Aaron Rouse at Virginia (Nov 19, 2005)  |

## Tech Team Game Highs

|                  |      |  |
|------------------|------|--|
| Rushes           | 55   | at Virginia (Nov 19, 2005)                                     |
| Yards Rushing    | 333  | at Virginia (Nov 19, 2005)                                     |
| Yards Per Rush   | 6.1  | at Virginia (Nov 19, 2005)                                     |
| TD Rushes        | 5    | at Virginia (Nov 19, 2005)                                     |
| Pass attempts    | 52   | vs Florida State (Dec 03, 2005)                                |
| Pass completions | 26   | vs Florida State (Dec 03, 2005)                                |
| Yards Passing    | 335  | vs Florida State (Dec 03, 2005)                                |
| Yards Per Pass   | 13.5 | vs Ohio (Sep 17, 2005)   |
| TD Passes        | 3    | at Duke (Sep 10, 2005)<br>vs Ohio (Sep 17, 2005)               |
| Total Plays      | 83   | vs Florida State (Dec 03, 2005)                                |
| Total Offense    | 503  | at Virginia (Nov 19, 2005)                                     |
| Yards Per Play   | 7.0  | at Maryland (Oct 20, 2005)                                     |
| Points           | 52   | at Virginia (Nov 19, 2005)                                     |
| Sacks By         | 5    | at Duke (Sep 10, 2005)   |
| First Downs      | 26   | vs Boston College (Oct 27, 2005)<br>at Virginia (Nov 19, 2005) |
| Penalties        | 17   | vs Florida State (Dec 03, 2005)                                |
| Penalty Yards    | 143  | vs Florida State (Dec 03, 2005)                                |
| Turnovers        | 6    | vs Miami (Nov 05, 2005)  |
| Interceptions By | 3    | vs Louisville (Jan 2, 2006)                                    |


## Opponent Individual Game Highs

|                     |      |   |
|---------------------|------|---|
| Rushes              | 24   | Charlie Jones vs Miami (Nov 05, 2005)   |
| Yards Rushing       | 99   | Ahmad Bradshaw vs Marshall (Oct 08, 2005)   |
| TD Rushes           | 2    | Wali Lundy at Virginia (Nov 19, 2005)   |
| Long Rush           | 44   | DaJuan Morgan at NC State (Sep 04, 2005)<br>Steve Slaton at West Virginia (Oct 01, 2005)  |
| Pass attempts       | 43   | Jay Davis at NC State (Sep 04, 2005)  |
| Pass completions    | 27   | Jay Davis at NC State (Sep 04, 2005)  |
| Yards Passing       | 311  | Jay Davis at NC State (Sep 04, 2005)  |
| TD Passes           | 3    | Hunter Cantwell vs Louisville (Jan 2, 2006)   |
| Long Pass           | 59   | Reggie Ball vs Georgia Tech (Sep 24, 2005)  |
| Receptions          | 8    | Tramain Hall at NC State (Sep 04, 2005)   |
| Yards Receiving     | 123  | Calvin Johnson vs Georgia Tech (Sep 24, 2005)   |
| TD Receptions       | 1    | Calvin Johnson vs Georgia Tech (Sep 24, 2005)<br>Dorrell Jalloh at West Virginia (Oct 01, 2005)<br>Mic Villagrana at West Virginia (Oct 01, 2005)<br>Chubb Small vs Marshall (Oct 08, 2005)<br>Derrick Fenner at Maryland (Oct 20, 2005)<br>Will Blackmon vs Boston College (Oct 27, 2005)<br>Darnell Jenkins vs Miami (Nov 05, 2005)<br>Chris Davis vs Florida State (Dec 03, 2005)<br>Mario Urrutia vs Louisville (Jan 2, 2006)<br>Joshua Tinch, vs Louisville (Jan 2, 2006)<br>Gary Barnidge vs Louisville (Jan 2, 2006) |
| Long Reception      | 59   | Calvin Johnson vs Georgia Tech (Sep 24, 2005)   |
| Field Goals         | 3    | John Deraney at NC State (Sep 04, 2005)   |
| Long Field Goal     | 41   | Gary Cismesia vs Florida State (Dec 03, 2005)   |
| Punts               | 11   | Ben Arndt vs Georgia Tech (Sep 24, 2005)  |
| Punting Avg         | 46.2 | Todd Flannery vs Louisville (Jan 2, 2006)   |
| Long Punt           | 57   | Todd Flannery vs Louisville (Jan 2, 2006)   |
| Long Punt Return    | 83   | Willie Reid vs Florida State (Dec 03, 2005)   |
| Long Kickoff Return | 43   | Will Blackmon vs Boston College (Oct 27, 2005)  |
| Tackles             | 16   | Larry Edwards vs North Carolina (Nov 26, 2005)  |
| Sacks               | 2.0  | Rocky McIntosh vs Miami (Nov 05, 2005)<br>Tommy Davis vs North Carolina (Nov 26, 2005)<br>Lawrence Timmons vs Florida State (Dec 03, 2005)<br>Nate Harris vs Louisville (Jan 2, 2006)   |
| Tackles For Loss    | 3.0  | Rocky McIntosh vs Miami (Nov 05, 2005)  |
| Interceptions       | 2    | Kelly Jennings vs Miami (Nov 05, 2005)  |

## Opponent Team Game Highs

|                  |     |   |
|------------------|-----|---|
| Rushes           | 44  | vs Marshall (Oct 08, 2005)                                    |
| Yards Rushing    | 164 | vs Marshall (Oct 08, 2005)                                    |
| Yards Per Rush   | 4.4 | at West Virginia (Oct 01, 2005)                               |
| TD Rushes        | 2   | at Virginia (Nov 19, 2005)                                    |
| Pass attempts    | 44  | at NC State (Sep 04, 2005)                                    |
| Pass completions | 27  | at NC State (Sep 04, 2005)                                    |
| Yards Passing    | 311 | at NC State (Sep 04, 2005)                                    |
| Yards Per Pass   | 7.4 | at West Virginia (Oct 01, 2005)                               |
| TD Passes        | 3   | vs Louisville (Jan 2, 2006)                                   |
| Total Plays      | 73  | at NC State (Sep 04, 2005)                                    |
| Total Offense    | 438 | at NC State (Sep 04, 2005)                                    |
| Yards Per Play   | 6.0 | at NC State (Sep 04, 2005)                                    |
| Points           | 27  | vs Miami (Nov 05, 2005)<br>vs Florida State (Dec 03, 2005)    |
| Sacks By         | 6   | vs Florida State (Dec 03, 2005)                               |
| First Downs      | 21  | at NC State (Sep 04, 2005)                                    |
| Penalties        | 12  | at NC State (Sep 04, 2005)<br>vs Florida State (Dec 03, 2005) |
| Penalty Yards    | 114 | vs Florida State (Dec 03, 2005)                               |
| Turnovers        | 4   | vs Louisville (Jan 2, 2006)                                   |
| Interceptions By | 3   | at Maryland (Oct 20, 2005)                                    |

WARRIORS



Vince Hall

The Hokies look to defend their Atlantic Coast Conference Coastal Division championship in 2006

# ACC & OPPONENTS

# Opponents' Composite Schedule

The complete ACC and Virginia Tech opponents' composite football schedule for 2006 follows. Virginia Tech does not play Florida State, Maryland, or NC State during the regular season.

## Thursday, August 31

Boston College at Ohio  
Minnesota at Kent State

## Saturday, September 2

Florida Atlantic at Clemson  
Richmond at Duke  
Notre Dame at Georgia Tech  
William & Mary at Maryland  
Rutgers at North Carolina  
Appalachian State at NC State  
Virginia at Pittsburgh  
**Northeastern at Virginia Tech**  
Syracuse at Wake Forest  
Eastern Kentucky at Cincinnati  
Southern Miss at Florida

## Monday, September 4

Florida State at Miami

## Friday, September 8

Pittsburgh at Cincinnati

## Saturday, September 9

Clemson at Boston College  
Duke at Wake Forest  
**Virginia Tech at North Carolina**  
Troy at Florida State  
Samford at Georgia Tech  
Middle Tennessee at Maryland  
Florida A&M at Miami  
Akron at NC State  
Wyoming at Virginia  
Northeastern at Holy Cross  
SE Louisiana at Southern Miss  
Kent State at Army

## Saturday, September 16

Clemson at Florida State  
**Duke at Virginia Tech**  
BYU at Boston College  
Troy at Georgia Tech  
Maryland at West Virginia  
Miami at Louisville

Furman at North Carolina  
NC State at Southern Miss  
Western Michigan at Virginia  
Wake Forest at Connecticut  
Northeastern at North Dakota State  
Cincinnati at Ohio State  
NC State at Southern Miss  
Kent State at Miami (Ohio)

## Thursday, September 21

Virginia at Georgia Tech

## Saturday, September 23

Boston College at NC State  
North Carolina at Clemson  
Rice at Florida State  
Florida International at Maryland  
**Cincinnati at Virginia Tech**  
Wake Forest at Miss  
Northeastern at James Madison  
Kent State at Bowling Green

## Tuesday, September 26

Southern Miss at UCF

## Saturday, September 30

Virginia at Duke  
**Georgia Tech at Virginia Tech**  
Maine at Boston College  
Louisiana Tech at Clemson  
Houston at Miami  
Liberty at Wake Forest  
Northeastern at Richmond  
Miami (Ohio) at Cincinnati  
Akron at Kent State

## Tuesday, October 3

Southern Miss at Tulsa

## Thursday, October 5

Florida State at NC State

## Saturday, October 7

Clemson at Wake Forest  
Maryland at Georgia Tech  
North Carolina at Miami  
Virginia at East Carolina  
Duke at Alabama  
Delaware at Northeastern  
Akron at Cincinnati  
Kent State at Temple

## Thursday, October 12

Virginia Tech at Boston College

## Saturday, October 14

Florida State at Duke  
Maryland at Virginia  
Wake Forest at NC State  
Clemson at Temple  
Florida International at Miami  
South Florida at North Carolina  
Cincinnati at Louisville  
Houston at Southern Miss  
Toledo at Kent State

## Thursday, October 19

North Carolina at Virginia

## Saturday, October 21

Boston College at Florida State  
Georgia Tech at Clemson  
Miami at Duke  
NC State at Maryland  
**Southern Miss at Virginia Tech**  
New Hampshire at Northeastern

## Sunday, October 22

South Florida at Cincinnati

## Thursday, October 26

Clemson at Virginia Tech

## Saturday, October 28

Florida State at Maryland  
Miami at Georgia Tech  
Wake Forest at North Carolina  
NC State at Virginia  
Buffalo at Boston College  
Vanderbilt at Duke  
Massachusetts at Northeastern  
Syracuse at Cincinnati  
East Carolina at Southern Miss  
Ohio at Kent State

## Saturday, November 4

Boston College at Wake Forest  
Maryland at Clemson  
Virginia at Florida State  
Georgia Tech at NC State  
**Virginia Tech at Miami**  
North Carolina at Notre Dame  
Navy at Duke  
Northeastern at Maine  
Kent State at Buffalo

## Sunday, November 5

Southern Miss at Memphis

## Saturday, November 11

Duke at Boston College  
NC State at Clemson  
Wake Forest at Florida State  
Georgia Tech at North Carolina  
Miami at Maryland  
**Kent State at Virginia Tech**  
Northeastern at Hofstra  
Cincinnati at West Virginia  
Southern Miss at Tulane

## Saturday, November 18

Maryland at Boston College  
Duke at Georgia Tech  
Miami at Virginia  
NC State at North Carolina  
**Virginia Tech at Wake Forest**  
Western Michigan at Florida State  
Rhode Island at Northeastern  
Rutgers at Cincinnati  
UAB at Southern Miss  
Eastern Michigan at Kent State

## Thursday, November 23

Boston College at Miami

## Friday, November 24

Kent State at Ball State

## Saturday, November 25

North Carolina at Duke  
Wake Forest at Maryland  
**Virginia at Virginia Tech**  
Georgia Tech at Georgia  
Florida at Florida State  
South Carolina at Clemson  
East Carolina at NC State  
Cincinnati at Connecticut  
Marshall at Southern Miss

## Saturday, December 2

ACC  
Championship  
Game  
Jacksonville, Fla.



## 2006 Virginia Tech Football Travel Accommodations

### NORTH CAROLINA

Durham Marriott at the Civic Center  
201 Foster Street  
Durham, NC 27701  
Phone: (919) 768-6000  
Fax: (919) 768-6038

### BOSTON COLLEGE

The Westin Waltham-Boston  
70 Third Avenue  
Waltham, MA 02451  
Phone: (781) 290-5667  
Fax: (781) 890-5959

### MIAMI

Marriott Biscayne Bay  
1633 North Bayshore Drive  
Miami, FL 33132  
Phone: (305) 374-3900  
Fax: (305) 579-0108

### WAKE FOREST

Marriott Greensboro High Point  
One Marriott Drive  
Greensboro, NC 27409  
Phone: (336) 852-6450  
Fax: (336) 665-6522



# ACC 'Tradition of Excellence'



## The Tradition

Consistency. It is the mark of true excellence in any endeavor.

However, in today's intercollegiate athletics, competition has become so balanced and so competitive that it is virtually impossible to maintain a high level of consistency.

Yet the Atlantic Coast Conference has defied the odds. Now in its 54th year of competition, the ACC has long enjoyed the reputation as one of the strongest and most competitive intercollegiate conferences in the nation. And that is not mere conjecture, the numbers support it.

Since the league's inception in 1953, ACC schools have captured 100 national championships, including 52 in women's competition and 48 in men's. In addition, NCAA individual titles have gone to ACC student-athletes 130 times in men's competition and 71 times in women's action.

The conference had an immediate impact on the national college football scene in the fall of 1953 when the University of Maryland captured the first of what would eventually be five national football titles for the ACC. Clemson laid claim to the league's second national title in 1981 while Georgia Tech followed suit in 1990. Florida State pocketed national titles No. 4 and 5 in 1993 and 1999, respectively.

In addition, Miami has laid claim to five national gridiron titles over the past 22 seasons. Four of the Hurricanes' five national titles (1983, 1987, 1989, 2001) were unanimous with both the sportswriters and coaches polls in agreement, while in 1991 Miami (AP) shared the national title with Washington (coaches).

This past season an all-time high 14 ACC players earned first-team All-America recognition while two others garnered second-team honors. The 12 institutions that

take to the field this fall under the ACC banner have produced 513 first- or second-team gridiron All-Americans and 71 first-team academic All-Americans.

Led by NC State junior Mario Williams, the first overall selection, the ACC set an NCAA record with 12 players selected in the first round of the 2006 NFL draft. Williams was the first ACC player to be the NFL's first overall selection. Seven of the

top 15, and 15 of the first 37 players drafted were from the ACC and the conference led all conferences with a league-record 51 players selected over the seven rounds.

The 12 current

ACC schools have had 2,093 players selected in the annual professional football draft, including 204 first-round selections.

If success is best measured in terms of wins and losses, then the ACC over the years has proved itself to be among the elite in Division I-A football. The ACC is the nation's winningest bowl conference as the 12 current league teams are a combined 139-119-5 (.538) in post-season play.

Following its 5-3 bowl mark in 2005, the ACC is the only conference to post a .500-or-better record in post-season play in each of the past five seasons. Since 2001, the ACC is 21-12 in post-season play and has the best bowl winning percentage (.636) among all BCS conferences.

In 2002, the ACC set an NCAA record when seven of its nine teams (78 percent) received bowl bids.

Georgia Tech and Boston College are tied for the second-best bowl game winning percentages in Division I-A history. The Yellow Jackets are 22-12 (.636) while the Eagles are 11-6. Florida State 20-13-2 (.600) is eighth.

For the first time in ACC history, league schools surpassed

the 3.8 million mark in total attendance in 2005. Over 73 home games, ACC teams drew 3,835,260 fans, breaking the existing record of 3,693,032 set in 2004.

## 2005-06 in Review

The 2005-06 academic year concluded with the league pocketing an all-time high six national team titles and 15 individual NCAA crowns. In all, the ACC has won 57 national team titles over the last 16 years. The ACC has won two or more NCAA titles in 24 of the past 26 years.

As this document went to press, four ACC baseball teams were participating in the College World Series.

## The Championships

The conference will conduct championship competition in 25 sports during the 2006-07 academic year — 12 for men and 13 for women.

The first ACC championship

was held in swimming on Feb. 25, 1954. The conference did not conduct championships in cross country, wrestling or tennis during the first year.

The 12 sports for men include football, cross country, soccer, basketball, swimming, indoor and outdoor track, wrestling, baseball, tennis, golf and lacrosse. Fencing, which was started in 1971, was discontinued in 1981.

Women's sports were initiated in 1977 with the first championship meet being held in tennis at Wake Forest University.

Championships for women are currently conducted in cross country, volleyball, field hockey, soccer, basketball, swimming, indoor and outdoor track, tennis, golf, lacrosse, softball and rowing.

## A History

The Atlantic Coast Conference was founded on May 8, 1953, at the Sedgefield Inn near Greensboro, N.C., with seven

## ACC Staff Directory

**Mailing:** P.O. Drawer ACC, Greensboro, NC 27417-6724  
**Shipping:** 4512 Weybridge Lane, Greensboro, NC 27407

**Administrative**  
**Phone:** (336) 854-8787  
**Fax:** (336) 316-6097

**Media Relations & Video Services**  
**Phone:** (336) 851-6062  
**Fax:** (336) 854-8797

Commissioner..... John D. Swofford  
 Associate Commissioners..... Frederick Barakat, Jeff Elliott,  
 Shane Lyons, Bernadette McGlade

**Assistant Commissioner/Media Relations..... Brian Morrison**  
**Associate Directors, Media Relations..... Jason Leturmy, Lindsey Rogers**  
**Assistant Director, Media Relations..... Kristie Le**  
**Administrative Assistant, Media Relations/Video Services..... Barb Dery**

Assistant Commissioner/Football/External Relations.....Mike Finn  
 Assistant Commissioner/Video Services.....W. Scott McBurney  
 Assistant Commissioner/Championships..... Davis Whitfield  
 Assistant Commissioner/Public Relations & Marketing..... Amy Yakola  
 Director of Compliance & Governance..... Lindsey Babcock  
 Director of Information Systems..... Christina Tracey  
 Director of Business Operations..... Lynne Herndon  
 Director of Student-Athlete Programs, Compliance

& Community Relations..... Eric Wood  
 Coordinator of Football Officials..... Tommy Hunt  
 Coordinator of Basketball Officials.....John Clougherty  
 Assistant Director, Championships.....Brandi Stuart  
 Assistant Director, Video Services.....Steve "Slim" Vollinger  
 Assistant Director, Women's Basketball..... Brad Hecker  
 Website Editor..... Heather Hirschman  
 Executive Assistant to the Commissioner..... Cecelia DiAmico  
 Administrative Assistant, Administrative/Business..... Susan Anthony  
 Administrative Assistant, Championships..... Jennie Barrett  
 Administrative Assistant, Men's Basketball Officiating..... Karrie Bartlett  
 Administrative Assistant, Student-Athlete Welfare/Compliance

& Governance..... Tracey Haith  
 Administrative Assistant, Men's Basketball..... Kathy Hunt  
 Administrative Assistant, Receptionist..... Emily Watkins  
 Administrative Assistant, Football.....Kris Willett

*Continued*

charter members — Clemson, Duke, Maryland, North Carolina, North Carolina State, South Carolina and Wake Forest — drawing up the conference by-laws.

The withdrawal of seven schools from the Southern Conference came early on the morning of May 8, 1953, during the Southern Conference's annual

spring meeting. On June 14, 1953, the seven members met in Raleigh, N.C., where a set of bylaws was adopted and the name became officially the Atlantic Coast Conference.

Suggestions from fans for the name of the new conference appeared in the region's newspapers prior to the meeting in Raleigh. Some of the names suggested were: Dixie, Mid South,

Mid Atlantic, East Coast, Seaboard, Colonial, Tobacco, Blue-Gray, Piedmont, Southern Seven and the Shoreline.

Duke's Eddie Cameron recommended that the name of the conference be the Atlantic Coast Conference, and the motion was passed unanimously. The meeting concluded with each member institution assessed \$200.00 to pay for conference expenses.

On Dec. 4, 1953, conference officials met again at Sedgefield and officially admitted the University of Virginia as the league's eighth member. The first and only withdrawal of a school from the ACC came on June 30, 1971, when the University

of South Carolina tendered its resignation.

The ACC operated with seven members until April 3, 1978, when the Georgia Institute of Technology was admitted. The Atlanta school had withdrawn from the Southeastern Conference in January of 1964.

The ACC expanded to nine members on July 1, 1991, with the addition of Florida State University.

The conference expanded to 11 members on July 1, 2004, with the addition of the University of Miami and Virginia Polytechnic Institute and State University. On Oct. 17, 2003, Boston College accepted an invitation to become the league's 12th member starting July 1, 2005.

## School Affiliations

### BOSTON COLLEGE

Charter member of the Big East Conference in 1979; joined the ACC in July 2005.

### CLEMSON

Charter member of the Southern Intercollegiate Athletic Association in 1894, a charter member of the Southern Conference in 1921, a charter member of the Atlantic Coast Conference (ACC) in 1953.

### DUKE

Joined the Southern Conference in December, 1928; charter member of the ACC in 1953.

### FLORIDA STATE

Charter member of the Dixie Conference in 1948; joined the Metro Conference in July 1976; joined the ACC July 1991.

### GEORGIA TECH

Charter member of the Southern Intercollegiate Athletic Association in 1894, charter member of Southern Conference in 1921, charter member of the SEC in 1932, joined the ACC in April 1978.

### MARYLAND

Charter member of the Southern Conference in 1921 charter member of the ACC in 1953.

### MIAMI

Charter member of the Big East Football Conference in 1991; joined the ACC in July 2004.

### NORTH CAROLINA

Charter member of the Southern Intercollegiate Athletic Association in 1894, charter member of the Southern Conference in 1921, charter member of the ACC in 1953.

### NC STATE

Charter member of the Southern Conference in 1921; charter member of the ACC in 1953.

### VIRGINIA

Charter member of the Southern Intercollegiate Athletic Association in 1894, charter member of the Southern Conference in 1921, resigned from Southern Conference in December 1936, joined the ACC in December 1953.

### VIRGINIA TECH

Charter member of the Southern Conference in 1921; withdrew from the Southern Conference in June 1965; became a charter member of the Big East Football Conference in Feb. 5, 1991; joined the ACC on July 1, 2004.



*ACC Commissioner John Swofford tossed the commemorative coin on Sept. 18, 2004 when the Hokies hosted Duke for Tech's first ACC football game.*

#### ACC Atlantic Division

Boston College  
Clemson  
Florida State  
Maryland  
NC State  
Wake Forest

#### ACC Coastal Division

Duke  
Georgia Tech  
Miami  
North Carolina  
Virginia  
Virginia Tech

# ACC Standings & Honors



## 2005 ACSMA/AP All-ACC Football Team

(Total Points) — 72 Total Ballots / Maximum 144 Points

### Offense

|               |  |
|---------------|--|
| Quarterback   | <b>First Team</b><br><b>Marcus Vick, Jr., Virginia Tech (118)</b>                    |
| Running Back  | Chris Barclay, Sr., Wake Forest (144)#<br>Tyrone Moss, Jr., Miami (98)               |
| Wide Receiver | Calvin Johnson, So., Georgia Tech (144)#<br>Chansi Stuckey, Jr., Clemson (118)       |
| Tight End     | Vernon Davis, Jr., Maryland (132)  |
| Tackle        | Eric Winston, Sr., Miami (121)<br>D'Brickashaw Ferguson, Sr., Virginia (101)         |
| Guard         | <b>Jason Murphy, Sr., Virginia Tech (95)</b><br>Kyle Ralph, Sr., North Carolina (85) |
| Center        | <b>Will Montgomery, Sr., Virginia Tech (85)</b>                                      |

### Honorable Mention (20 points or more)

QB - Kyle Wright, So., Miami (29)  
 RB - James Davis, Fr., Clemson (21)  
 WR - Jesse Holley, Jr., North Carolina (28); Deyon Williams, Jr., Virginia (28); Sinorice Moss, Sr., Miami (23)  
 TE - Greg Olsen, So., Miami (25)  
 OT - Steve Vallos, Jr., Wake Forest (33); Brad Honeycutt, Sr., Georgia Tech (26)  
 OG - Tony Tella, Sr., Miami (52); Tyler McMeans, Sr., Miami (47)  
 C - David Castillo, Sr., Florida State (31)

### Defense

|                |  |
|----------------|--|
| Defensive Line | <b>First Team</b><br><b>Mathias Kiwanuka, Sr., Boston College (142)</b><br><b>Darryl Tapp, Sr., Virginia Tech (123)</b><br>Mario Williams, Jr., NC State (118)<br>Manny Lawson, Sr., NC State (95) |
| Linebacker     | D'Qwell Jackson, Sr., Maryland (141)<br>Stephen Tulloch, Jr., NC State (79)<br>Kai Parham, Jr., Virginia (78)  |
| Defensive Back | <b>Jimmy Williams, Sr., Virginia Tech (114)</b><br>Kelly Jennings, Sr., Miami (107)<br>Tye Hill, Sr., Clemson (92)<br>John Talley, Jr., Duke (81)  |

### Honorable Mention (20 points or more)

DL - Orien Harris, Sr., Miami (31); Gaines Adams, Jr., Clemson (26); Tommy Davis, Sr., North Carolina (22)  
 LB - Anthony Waters, Jr., Clemson (32); Jon Abbate, So., Wake Forest (27); Ernie Sims, Jr., Florida State (23); Roger McIntosh, Sr., Miami (21); Tommy Richardson, Sr., North Carolina (20)  
 DB - Marcus Hudson, Sr., NC State (29); Jamaal Fudge, Sr., Clemson (23); Jamie Silva, So., Boston College (23); Milton Harris, Sr., Maryland (22); Garland Heath, Jr., NC State (21); Pat Watkins, Sr., Florida State (20)

### Special Teams

|             |  |
|-------------|--|
| Placekicker | <b>First Team</b><br>Connor Hughes, Sr., Virginia (97) |
| Punter      | Ryan Plackemeier, Sr., Wake Forest (141)               |
| Specialist  | Devin Hester, Jr., Miami (82)                          |

### Honorable Mention (20 points or more)

PK - **Brandon Pace, Jr., Virginia Tech (21)**  
 SPEC - Will Blackmon, Sr., Boston College (31); Brandon Tate, Fr., North Carolina (24)

# Unanimous selection

### Second Team

Charlie Whitehurst, Sr., Clemson (46)  
 Lance Ball, So., Maryland (69)  
 P.J. Daniels, Sr., Georgia Tech (67)  
 Will Blackmon, Sr., Boston College (39)  
 Greg Carr, Fr., Florida State (29)  
**Jeff King, Sr., Virginia Tech (26)**  
 T.J. Williams, Sr., NC State (26)  
**Jimmy Martin, Sr., Virginia Tech (43)**  
 Jeremy Trueblood, Sr., Boston College (42)  
 Josh Beekman, Jr., Boston College (79)  
 Roman Fry, Jr., Clemson (63)  
 Pat Ross, Sr., Boston College (36)

### Second Team

Eric Henderson, Sr., Georgia Tech (71)  
 Brodrick Bunkley, Sr., Florida State (64)  
 Kamerion Wimbley, Sr., Florida State (52)  
**Jonathan Lewis, Sr., Virginia Tech (35)**  
 A.J. Nicholson, Sr., Florida State (67)  
**Vince Hall, So., Virginia Tech (62)**  
 Gerris Wilkinson, Sr., Georgia Tech (38)  
 Brandon Meriweather, Jr., Miami (78)  
 Josh Gattis, Jr., Wake Forest (64)  
 Marcus Hamilton, Jr., Virginia (53)  
 Dawan Landry, Sr., Georgia Tech (35)



## 2005 Individual Awards

Rookie of the Year  
James Davis, Clemson

Coach of the Year  
**Frank Beamer, Virginia Tech**

Player of the Year  
Chris Barclay, Wake Forest

Offensive Player of the Year  
Chris Barclay, Wake Forest

Defensive Player of the Year  
Tye Hill, Clemson

## Final Standings

### Coastal Division

| School         | ACC | Overall |
|----------------|-----|---------|
| Virginia Tech  | 7-1 | 11-2    |
| Miami          | 6-2 | 9-3     |
| Georgia Tech   | 5-3 | 7-5     |
| North Carolina | 4-4 | 5-6     |
| Virginia       | 3-5 | 7-5     |
| Duke           | 0-8 | 1-10    |

### Atlantic Division

| School         | ACC | Overall |
|----------------|-----|---------|
| Florida State  | 5-3 | 8-5     |
| Boston College | 5-3 | 9-3     |
| Clemson        | 4-4 | 8-4     |
| NC State       | 3-5 | 7-5     |
| Maryland       | 3-5 | 5-6     |
| Wake Forest    | 3-5 | 4-7     |

## ACC Bowl Result Summary

| Date    | Bowl                           | Site                  | Score                                  |
|---------|--------------------------------|-----------------------|--|
| Dec. 27 | Champs Sports Bowl             | Orlando, Fla.         | Clemson 19, Colorado 10                |
| Dec. 28 | MPC Computers Bowl             | Boise, Idaho          | Boston College 27, Boise State 21      |
| Dec. 29 | Emerald Bowl                   | San Francisco, Calif. | Utah 38, Georgia Tech 10               |
| Dec. 30 | Gaylord Hotels Music City Bowl | Nashville, Tenn.      | Virginia 34, Minnesota 31              |
| Dec. 30 | Chick-fil-A Peach Bowl         | Atlanta, Ga.          | LSU 40, Miami 3                        |
| Dec. 31 | Meineke Car Care Bowl          | Charlotte, N.C.       | NC State 14, South Florida 0           |
| Jan. 2  | Toyota Gator Bowl              | Jacksonville, Fla.    | Virginia Tech 35, Louisville 24        |
| Jan. 3  | FedEx Orange Bowl              | Miami, Fla.           | Penn State 26, Florida State 23 (3 OT) |

# 2005 Final ACC Statistics

## RUSHING

|                                | NCAA      | G          | Att        | Yards      | Avg        | Lg        | TD          | PG          |
|--------------------------------|-----------|------------|------------|------------|------------|-----------|-------------|-------------|
| Chris Barclay, Sr. WF          | 15        | 10         | 218        | 1127       | 5.2        | 10        | 71          | 112.7       |
| P.J. Daniels, Sr. GT           | 49        | 11         | 198        | 930        | 4.7        | 3         | 51          | 84.5        |
| Lance Ball, So. Md.            | 51        | 11         | 189        | 903        | 4.8        | 6         | 65          | 82.1        |
| James Davis, Fr. Clem.         | 56        | 11         | 165        | 879        | 5.3        | 9         | 40          | 79.9        |
| L.V. Whitworth, So. BC         | 80        | 12         | 189        | 807        | 4.3        | 5         | 47          | 67.2        |
| <b>Cedric Humes, Sr. VT</b>    | <b>90</b> | <b>12</b>  | <b>162</b> | <b>752</b> | <b>4.6</b> | <b>11</b> | <b>41</b>   | <b>62.7</b> |
| Micah Andrews, So. WF          | 92        | 10         | 110        | 621        | 5.6        | 1         | 44          | 62.1        |
| Andre Brown, Fr. NCS           | 100       | 11         | 129        | 667        | 5.2        | 6         | 65          | 60.6        |
| Reggie Merriweather, Jr. Clem. | 12        | 149        | 715        | 4.8        | 7          | 38        | 59.6        |             |
| Andre Callender, So. BC        | 12        | 142        | 708        | 5.0        | 3          | 57        | 59.0        |             |
| <b>Branden Ore, Fr., VT</b>    | <b>12</b> | <b>109</b> | <b>647</b> | <b>5.9</b> | <b>6</b>   | <b>45</b> | <b>53.9</b> |             |
| Wali Lundy, Sr., UVa           | 11        | 144        | 574        | 4.0        | 10         | 28        | 52.2        |             |
| Charlie Jones, So., Miami      | 11        | 123        | 507        | 4.1        | 5          | 42        | 46.1        |             |
| Justin Boyle, So., Duke        | 10        | 134        | 458        | 3.4        | 9          | 34        | 45.8        |             |
| Toney Baker, Fr., NCS          | 12        | 124        | 546        | 4.4        | 5          | 36        | 45.5        |             |

## RECEIVE YDS/GAME

|                           | NCAA | G  | Rec | Yards | TD | LG   | Avg  | PG   |
|---------------------------|------|----|-----|-------|----|------|------|------|
| Vernon Davis, Jr. Md.     | 42   | 11 | 51  | 871   | 6  | 73   | 17.1 | 79.2 |
| Calvin Johnson, So. GT    | 52   | 12 | 54  | 888   | 6  | 59   | 16.4 | 74.0 |
| Chansi Stuckey, Jr. Clem. | 70   | 12 | 64  | 770   | 4  | 40   | 12.0 | 64.2 |
| Deyon Williams, Jr. UVa   | 71   | 12 | 58  | 767   | 7  | 90   | 13.2 | 63.9 |
| Will Blackmon, Sr. BC     | 72   | 12 | 51  | 763   | 4  | 61   | 15.0 | 63.6 |
| Jesse Holley, Jr. UNC     | 77   | 11 | 47  | 670   | 1  | 49   | 14.3 | 60.9 |
| Willie Reid, Sr. FSU      | 11   | 50 | 634 | 1     | 43 | 12.7 | 57.6 |      |
| Greg Carr, Fr. FSU        | 11   | 30 | 618 | 9     | 63 | 20.6 | 56.2 |      |
| Brian Clark, Sr. NCS      | 10   | 25 | 537 | 6     | 96 | 21.5 | 53.7 |      |
| Danny Melendez, Sr. Md.   | 11   | 40 | 584 | 2     | 80 | 14.6 | 53.1 |      |

## PUNTING

|                            | NCAA      | G         | Punt      | Yds         | LG        | I20       | Avg         |
|----------------------------|-----------|-----------|-----------|-------------|-----------|-----------|-------------|
| Ryan Plackemeier, Sr. WF   | 1         | 11        | 67        | 3165        | 82        | 20        | 47.2        |
| Adam Podlesh, Jr. Md.      | 13        | 11        | 44        | 1918        | 61        | 17        | 43.6        |
| <b>Nic Schmitt, Jr. VT</b> | <b>15</b> | <b>13</b> | <b>52</b> | <b>2244</b> | <b>65</b> | <b>14</b> | <b>43.2</b> |
| Chris Sprague, Sr. Duke    | 41        | 11        | 76        | 3144        | 64        | 20        | 41.4        |
| Johnny Ayers, So. BC       | 43        | 12        | 62        | 2561        | 56        | 19        | 41.3        |
| David Wooldridge, Jr. UNC  | 46        | 11        | 66        | 2713        | 56        | 13        | 41.1        |
| John Deraney, Jr. NCS      | 60        | 12        | 72        | 2884        | 57        | 23        | 40.1        |
| Chris Gould, So. UVa       | 62        | 12        | 53        | 2122        | 53        | 13        | 40.0        |

## PASS EFFICIENCY

|                               | NCAA      | G         | Att        | Cmp        | Int       | Pct.        | Yds.        | TD        | Eff.         |
|-------------------------------|-----------|-----------|------------|------------|-----------|-------------|-------------|-----------|--------------|
| <b>Marcus Vick, Jr. VT</b>    | <b>23</b> | <b>13</b> | <b>289</b> | <b>177</b> | <b>10</b> | <b>61.2</b> | <b>2393</b> | <b>17</b> | <b>143.3</b> |
| Kyle Wright, So. Miami        | 33        | 12        | 307        | 180        | 10        | 58.6        | 2403        | 18        | 137.2        |
| Matthew Ryan, So. BC          | 36        | 10        | 195        | 121        | 5         | 62.1        | 1514        | 8         | 135.7        |
| Charlie Whitehurst, Sr. Clem. | 39        | 11        | 340        | 229        | 10        | 67.4        | 2483        | 11        | 133.5        |
| Sam Hollenbach, Jr. Md.       | 43        | 11        | 315        | 192        | 15        | 61.0        | 2539        | 13        | 132.8        |
| Marques Hagans, Sr. UVa       | 51        | 12        | 343        | 213        | 12        | 62.1        | 2492        | 14        | 129.6        |
| Drew Weatherford, Fr. FSU     | 66        | 13        | 469        | 276        | 18        | 58.8        | 3208        | 18        | 121.3        |
| Marcus Stone, So. NCS         | 80        | 9         | 154        | 75         | 6         | 48.7        | 1015        | 8         | 113.4        |
| Matt Baker, Sr. UNC           | 83        | 11        | 346        | 180        | 11        | 52.0        | 2345        | 9         | 111.2        |
| Reggie Ball, Jr. GT           | 95        | 11        | 379        | 182        | 12        | 48.0        | 2165        | 11        | 99.3         |

## PUNT RETURN AVG

|                            | NCAA      | G         | Ret       | Yds        | Long      | TD       | Avg        |
|----------------------------|-----------|-----------|-----------|------------|-----------|----------|------------|
| Willie Reid, Sr. FSU       | 4         | 11        | 31        | 541        | 87        | 3        | 17.5       |
| Devin Hester, Jr. Miami    | 12        | 10        | 22        | 312        | 48        | 1        | 14.2       |
| Brandon Tate, Fr. UNC      | 46        | 11        | 29        | 267        | 40        | 0        | 9.2        |
| Will Blackmon, Sr. BC      | 52        | 12        | 15        | 124        | 32        | 0        | 8.3        |
| <b>Eddie Royal, So. VT</b> | <b>53</b> | <b>13</b> | <b>32</b> | <b>263</b> | <b>29</b> | <b>0</b> | <b>8.2</b> |
| Chris Davis, So. Duke      | 63        | 11        | 22        | 167        | 23        | 0        | 7.6        |
| Chansi Stuckey, Jr. Clem.  | 67        | 12        | 27        | 199        | 47        | 1        | 7.4        |
| Pat Clark, So. GT          | 73        | 12        | 30        | 191        | 20        | 0        | 6.4        |

## SCORING

|                             | NCAA      | G         | TD       | XPT      | PAT          | FG           | Pts        | PG         |
|-----------------------------|-----------|-----------|----------|----------|--------------|--------------|------------|------------|
| Jad Dean, Jr. Clem.         | 19        | 12        | 0        | 0        | 34-35        | 24-31        | 106        | 8.8        |
| <b>Brandon Pace, Jr. VT</b> | <b>28</b> | <b>13</b> | <b>0</b> | <b>0</b> | <b>51-52</b> | <b>19-22</b> | <b>108</b> | <b>8.3</b> |
| Connor Hughes, Sr. UVa      | 29        | 12        | 0        | 0        | 36-36        | 21-24        | 99         | 8.2        |
| Sam Swank, Fr. WF           | 40        | 11        | 0        | 0        | 29-29        | 19-24        | 86         | 7.8        |
| Gary Cismesia, So. FSU      | 64        | 13        | 0        | 0        | 42-43        | 17-24        | 93         | 7.2        |
| Dan Ennis, Jr. Md.          | 79        | 11        | 0        | 0        | 23-25        | 17-25        | 74         | 6.7        |
| Jon Peattie, Jr. Miami      | 83        | 12        | 0        | 0        | 34-39        | 15-20        | 79         | 6.6        |
| John Deraney, Jr. NCS       | 12        | 0         | 0        | 0        | 28-28        | 15-20        | 73         | 6.1        |

## 2005 ACC Defensive Stats

### INTERCEPTIONS

|                            | NCAA      | G         | Int      | Yds       | Long      | TD       | PG          |
|----------------------------|-----------|-----------|----------|-----------|-----------|----------|-------------|
| Marcus Hamilton, Jr. UVa   | 5         | 12        | 6        | 28        | 14        | 0        | 0.50        |
| Josh Gattis, Jr. WF        | 9         | 11        | 5        | 126       | 41        | 2        | 0.45        |
| John Talley, Jr. Duke      | 9         | 11        | 5        | 73        | 35        | 0        | 0.45        |
| Garland Heath, Jr. NCS     | 16        | 12        | 5        | 40        | 40        | 0        | 0.42        |
| Philip Wheeler, So. GT     | 42        | 12        | 4        | 18        | 10        | 0        | 0.33        |
| Dawan Landry, Sr. GT       | 42        | 12        | 4        | 12        | 12        | 0        | 0.33        |
| <b>Aaron Rouse, Jr. VT</b> | <b>62</b> | <b>13</b> | <b>4</b> | <b>52</b> | <b>25</b> | <b>0</b> | <b>0.31</b> |
| Lovon Ponder, Fr. Miami    | 68        | 11        | 3        | 44        | 42        | 0        | 0.27        |
| Alphonso Smith, Fr. WF     | 68        | 11        | 3        | 27        | 23        | 1        | 0.27        |
| Trimane Goddard, So. UNC   | 68        | 11        | 3        | 1         | 1         | 0        | 0.27        |

### TACKLES (All positions)

|                                | NCAA      | G         | Solo      | Assist    | Sack       | Total      | PG         |
|--------------------------------|-----------|-----------|-----------|-----------|------------|------------|------------|
| D'Qwell Jackson, Sr. Md.       | 2         | 10        | 56        | 81        | 4.0        | 137        | 13.7       |
| Stephen Tulloch, Jr. NCS       | 12        | 12        | 59        | 75        | 6.0        | 134        | 11.2       |
| Anthony Waters, Jr. Clem.      | 39        | 11        | 65        | 37        | 1.5        | 102        | 9.3        |
| <b>Vince Hall, So. VT</b>      | <b>63</b> | <b>13</b> | <b>43</b> | <b>69</b> | <b>3.0</b> | <b>112</b> | <b>8.6</b> |
| Kai Parham, Jr. UVa            | 65        | 12        | 54        | 49        | 8.5        | 103        | 8.6        |
| A.J. Nicholson, Sr. FSU        | 79        | 12        | 53        | 47        | 1.0        | 100        | 8.3        |
| Larry Edwards, Jr. UNC         | 80        | 11        | 43        | 48        | 1.5        | 91         | 8.3        |
| Tommy Richardson, Sr. UNC      | 80        | 11        | 46        | 45        | 1.0        | 91         | 8.3        |
| Michael Brown, Fr. Duke        | 11        | 49        | 35        | 1.0       | 84         | 7.6        |            |
| Jon Abbate, So. WF             | 10        | 41        | 35        | 2.0       | 76         | 7.6        |            |
| William Kershaw, Sr. Md.       | 10        | 34        | 42        | 1.0       | 76         | 7.6        |            |
| Milton Harris, Sr. Md.         | 11        | 47        | 36        | 1.0       | 83         | 7.5        |            |
| Roger McIntosh, Sr. Miami      | 12        | 50        | 39        | 5.5       | 89         | 7.4        |            |
| Brandon Meriweather, Jr. Miami | 12        | 57        | 31        | 1.0       | 88         | 7.3        |            |
| Jamie Silva, So. BC            | 12        | 60        | 27        | 1.0       | 87         | 7.2        |            |
| Oliver Hoyte, Sr. NCS          | 11        | 27        | 52        | 1.0       | 79         | 7.2        |            |
| Gerris Wilkinson, Sr. GT       | 12        | 42        | 43        | 4.0       | 85         | 7.1        |            |
| Buster Davis, Jr. FSU          | 13        | 38        | 53        | 2.0       | 91         | 7.0        |            |
| Chris Reis, Sr. GT             | 12        | 57        | 27        | 0.5       | 84         | 7.0        |            |

### SACKS

|                            | G         | Total       | PG          |
|----------------------------|-----------|-------------|-------------|
| Mario Williams, Jr. NCS    | 12        | 14.5        | 1.21        |
| Manny Lawson, Sr. NCS      | 12        | 10.5        | 0.88        |
| Mathias Kiwanuka, Sr. BC   | 11        | 9.5         | 0.86        |
| <b>Darryl Tapp, Sr. VT</b> | <b>13</b> | <b>10.0</b> | <b>0.77</b> |
| Tommy Davis, Sr. UNC       | 11        | 8.0         | 0.73        |
| Gaines Adams, Jr. Clem.    | 12        | 8.5         | 0.71        |
| Kai Parham, Jr. UVa        | 12        | 8.5         | 0.71        |
| Brodrick Bunkley, Sr. FSU  | 13        | 9.0         | 0.69        |
| Kameron Wimbley, Sr. FSU   | 11        | 7.5         | 0.68        |
| Eric Henderson, Sr. GT     | 10        | 6.5         | 0.65        |

### TACKLES FOR LOSS

|                            | G         | Total       | PG          |
|----------------------------|-----------|-------------|-------------|
| Mario Williams, Jr. NCS    | 12        | 24.0        | 2.00        |
| Brodrick Bunkley, Sr. FSU  | 13        | 25.0        | 1.92        |
| Stephen Tulloch, Jr. NCS   | 12        | 21.0        | 1.75        |
| Manny Lawson, Sr. NCS      | 12        | 19.5        | 1.62        |
| Mathias Kiwanuka, Sr. BC   | 11        | 16.5        | 1.50        |
| Kai Parham, Jr. UVa        | 12        | 14.5        | 1.21        |
| Charles Bennett, Sr. Clem. | 12        | 14.5        | 1.21        |
| KaMichael Hall, Jr. GT     | 12        | 14.0        | 1.17        |
| Anthony Waters, Jr. Clem.  | 11        | 12.5        | 1.14        |
| <b>Darryl Tapp, Sr. VT</b> | <b>13</b> | <b>14.5</b> | <b>1.12</b> |

### FUMBLES CAUSED

|                            | G         | Total    | PG          |
|----------------------------|-----------|----------|-------------|
| Milton Harris, Sr. Md.     | 11        | 5        | 0.45        |
| Eric Henderson, Sr. GT     | 10        | 4        | 0.40        |
| Kelly Jennings, Sr. Miami  | 12        | 4        | 0.33        |
| Michael Brown, Fr. Duke    | 11        | 3        | 0.27        |
| Oliver Hoyte, Sr. NCS      | 11        | 3        | 0.27        |
| Gaines Adams, Jr. Clem.    | 12        | 3        | 0.25        |
| <b>Darryl Tapp, Sr. VT</b> | <b>13</b> | <b>3</b> | <b>0.23</b> |
| Durrell Mapp, So. UNC      | 10        | 2        | 0.2         |
| Conrad Bolston, Jr. Md.    | 11        | 2        | 0.18        |
| David Holloway, Jr. Md.    | 11        | 2        | 0.18        |



Darryl Tapp

# 2005 Final Team Rankings



| TOTAL OFFENSE        | NCAA      | G         | Run         | Pass        | Plys       | Yds         | PP         | TD        | PG           |
|----------------------|-----------|-----------|-------------|-------------|------------|-------------|------------|-----------|--------------|
| Boston College       | 51        | 12        | 1740        | 2913        | 865        | 4653        | 5.4        | 38        | 387.8        |
| Clemson              | 53        | 12        | 1836        | 2779        | 827        | 4615        | 5.6        | 34        | 384.6        |
| Maryland             | 56        | 11        | 1483        | 2740        | 783        | 4223        | 5.4        | 31        | 383.9        |
| <b>Virginia Tech</b> | <b>57</b> | <b>13</b> | <b>2479</b> | <b>2473</b> | <b>900</b> | <b>4952</b> | <b>5.5</b> | <b>48</b> | <b>380.9</b> |
| Florida State        | 59        | 13        | 1222        | 3674        | 902        | 4896        | 5.4        | 41        | 376.6        |
| Virginia             | 64        | 12        | 1711        | 2684        | 813        | 4395        | 5.4        | 35        | 366.2        |
| Wake Forest          | 68        | 11        | 2173        | 1774        | 817        | 3947        | 4.8        | 27        | 358.8        |
| Miami                | 73        | 12        | 1651        | 2586        | 788        | 4237        | 5.4        | 38        | 353.1        |
| Georgia Tech         | 78        | 12        | 1845        | 2343        | 882        | 4188        | 4.7        | 25        | 349.0        |
| North Carolina       | 102       | 11        | 1116        | 2357        | 759        | 3473        | 4.6        | 19        | 315.7        |
| NC State             | 103       | 12        | 1493        | 2282        | 775        | 3775        | 4.9        | 27        | 314.6        |
| Duke                 | 116       | 11        | 1398        | 1331        | 719        | 2729        | 3.8        | 21        | 248.1        |

| RUSHING OFFENSE      | NCAA      | G         | Att        | Yds         | Avg        | Lg        | TD        | PG           |
|----------------------|-----------|-----------|------------|-------------|------------|-----------|-----------|--------------|
| Wake Forest          | 23        | 11        | 525        | 2173        | 4.1        | 71        | 20        | 197.5        |
| <b>Virginia Tech</b> | <b>29</b> | <b>13</b> | <b>599</b> | <b>2479</b> | <b>4.1</b> | <b>45</b> | <b>30</b> | <b>190.7</b> |
| Georgia Tech         | 49        | 12        | 464        | 1845        | 4.0        | 51        | 13        | 153.8        |
| Clemson              | 50        | 12        | 450        | 1836        | 4.1        | 65        | 20        | 153.0        |
| Boston College       | 59        | 12        | 449        | 1740        | 3.9        | 57        | 21        | 145.0        |
| Virginia             | 63        | 12        | 450        | 1711        | 3.8        | 70        | 20        | 142.6        |
| Miami                | 70        | 12        | 448        | 1651        | 3.7        | 46        | 18        | 137.6        |
| Maryland             | 73        | 11        | 432        | 1483        | 3.4        | 65        | 16        | 134.8        |
| Duke                 | 81        | 11        | 435        | 1398        | 3.2        | 81        | 16        | 127.1        |
| NC State             | 83        | 12        | 440        | 1493        | 3.4        | 65        | 13        | 124.4        |
| North Carolina       | 106       | 11        | 403        | 1116        | 2.8        | 62        | 10        | 101.5        |
| Florida State        | 109       | 13        | 376        | 1222        | 3.2        | 58        | 20        | 94.0         |

| PASSING OFFENSE      | NCAA      | G         | Att        | Cmp        | Int       | Pct.        | Yds         | Avg        | TD        | PG           |
|----------------------|-----------|-----------|------------|------------|-----------|-------------|-------------|------------|-----------|--------------|
| Florida State        | 18        | 13        | 526        | 303        | 19        | 57.6        | 3674        | 7.0        | 21        | 282.6        |
| Maryland             | 31        | 11        | 351        | 210        | 17        | 59.8        | 2740        | 7.8        | 15        | 249.1        |
| Boston College       | 35        | 12        | 416        | 260        | 12        | 62.5        | 2913        | 7.0        | 17        | 242.8        |
| Clemson              | 45        | 12        | 377        | 248        | 10        | 65.8        | 2779        | 7.4        | 14        | 231.6        |
| Virginia             | 57        | 12        | 363        | 224        | 13        | 61.7        | 2684        | 7.4        | 15        | 223.7        |
| Miami                | 71        | 12        | 340        | 195        | 12        | 57.4        | 2586        | 7.6        | 20        | 215.5        |
| North Carolina       | 72        | 11        | 356        | 183        | 12        | 51.4        | 2357        | 6.6        | 9         | 214.3        |
| Georgia Tech         | 89        | 12        | 418        | 197        | 12        | 47.1        | 2343        | 5.6        | 12        | 195.2        |
| <b>Virginia Tech</b> | <b>91</b> | <b>13</b> | <b>301</b> | <b>181</b> | <b>10</b> | <b>60.1</b> | <b>2473</b> | <b>8.2</b> | <b>18</b> | <b>190.2</b> |
| NC State             | 92        | 12        | 335        | 183        | 14        | 54.6        | 2282        | 6.8        | 14        | 190.2        |
| Wake Forest          | 104       | 11        | 292        | 172        | 10        | 58.9        | 1774        | 6.1        | 7         | 161.3        |
| Duke                 | 113       | 11        | 284        | 134        | 17        | 47.2        | 1331        | 4.7        | 5         | 121.0        |

| SCORING OFFENSE      | NCAA      | G         | TD        | XP           | 2XP        | FG           | Saf      | Pts        | Avg         |
|----------------------|-----------|-----------|-----------|--------------|------------|--------------|----------|------------|-------------|
| <b>Virginia Tech</b> | <b>17</b> | <b>13</b> | <b>55</b> | <b>51-52</b> | <b>1-3</b> | <b>19-22</b> | <b>0</b> | <b>440</b> | <b>33.8</b> |
| Florida State        | 44        | 13        | 46        | 43-44        | 2-2        | 17-24        | 1        | 376        | 28.9        |
| Miami                | 55        | 12        | 41        | 34-39        | 0-2        | 15-20        | 0        | 325        | 27.1        |
| Virginia             | 59        | 12        | 36        | 36-36        | 0-0        | 22-25        | 1        | 320        | 26.7        |
| Clemson              | 61        | 12        | 35        | 34-35        | 0-0        | 24-31        | 0        | 316        | 26.3        |
| Boston College       | 64        | 12        | 40        | 37-39        | 0-0        | 11-18        | 0        | 310        | 25.8        |
| Maryland             | 69        | 11        | 32        | 23-25        | 2-7        | 17-25        | 0        | 270        | 24.5        |
| Wake Forest          | 71        | 11        | 30        | 30-30        | 0-0        | 19-24        | 1        | 269        | 24.5        |
| NC State             | 95        | 12        | 29        | 28-29        | 0-0        | 15-20        | 1        | 249        | 20.8        |
| Georgia Tech         | 103       | 12        | 27        | 27-27        | 0-0        | 11-21        | 0        | 222        | 18.5        |
| North Carolina       | 104       | 11        | 23        | 23-23        | 0-0        | 11-21        | 2        | 198        | 18.0        |
| Duke                 | 110       | 11        | 22        | 20-21        | 1-1        | 7-10         | 1        | 177        | 16.1        |

| K.O. RETURNS         | NCAA      | G         | Ret       | Yds        | Long      | TD       | Avg         |
|----------------------|-----------|-----------|-----------|------------|-----------|----------|-------------|
| NC State             | 5         | 12        | 34        | 864        | 77        | 0        | 25.4        |
| North Carolina       | 7         | 11        | 40        | 997        | 96        | 2        | 24.9        |
| Virginia             | 24        | 12        | 43        | 961        | 68        | 0        | 22.3        |
| Maryland             | 32        | 11        | 36        | 794        | 60        | 0        | 22.1        |
| Clemson              | 35        | 12        | 30        | 658        | 81        | 0        | 21.9        |
| Duke                 | 40        | 11        | 50        | 1089       | 100       | 1        | 21.8        |
| Boston College       | 50        | 12        | 34        | 715        | 43        | 0        | 21.0        |
| Georgia Tech         | 67        | 12        | 35        | 707        | 58        | 0        | 20.2        |
| Florida State        | 72        | 13        | 44        | 885        | 46        | 0        | 20.1        |
| <b>Virginia Tech</b> | <b>88</b> | <b>13</b> | <b>24</b> | <b>457</b> | <b>36</b> | <b>0</b> | <b>19.0</b> |
| Miami                | 106       | 12        | 24        | 433        | 33        | 0        | 18.0        |
| Wake Forest          | 116       | 11        | 43        | 688        | 32        | 0        | 16.0        |

| PUNT RETURNS         | NCAA      | G         | Ret       | Yds        | Long      | TD       | Avg        |
|----------------------|-----------|-----------|-----------|------------|-----------|----------|------------|
| Florida State        | 9         | 13        | 54        | 801        | 87        | 4        | 14.8       |
| Miami                | 35        | 12        | 37        | 407        | 48        | 2        | 11.0       |
| Boston College       | 50        | 12        | 31        | 302        | 32        | 0        | 9.7        |
| North Carolina       | 58        | 11        | 31        | 286        | 40        | 1        | 9.2        |
| <b>Virginia Tech</b> | <b>62</b> | <b>13</b> | <b>46</b> | <b>408</b> | <b>44</b> | <b>0</b> | <b>8.9</b> |
| Clemson              | 86        | 12        | 30        | 207        | 47        | 1        | 6.9        |
| Virginia             | 87        | 12        | 20        | 137        | 16        | 0        | 6.8        |
| NC State             | 90        | 12        | 36        | 242        | 26        | 0        | 6.7        |
| Duke                 | 97        | 11        | 25        | 159        | 23        | 0        | 6.4        |
| Georgia Tech         | 105       | 12        | 35        | 198        | 20        | 0        | 5.7        |
| Maryland             | 107       | 11        | 27        | 147        | 22        | 0        | 5.4        |
| Wake Forest          | 110       | 11        | 28        | 149        | 22        | 0        | 5.3        |

| TOTAL DEFENSE        | NCAA     | G         | Run         | Pass        | Plys       | Yds         | PP         | TD        | PG           |
|----------------------|----------|-----------|-------------|-------------|------------|-------------|------------|-----------|--------------|
| <b>Virginia Tech</b> | <b>1</b> | <b>13</b> | <b>1214</b> | <b>2005</b> | <b>789</b> | <b>3219</b> | <b>4.1</b> | <b>17</b> | <b>247.6</b> |
| Miami                | 4        | 12        | 1415        | 1826        | 828        | 3241        | 3.9        | 19        | 270.1        |
| NC State             | 8        | 12        | 1286        | 2298        | 841        | 3584        | 4.3        | 21        | 298.7        |
| Florida State        | 14       | 13        | 1409        | 2611        | 896        | 4020        | 4.5        | 32        | 309.2        |
| Boston College       | 16       | 12        | 1090        | 2650        | 846        | 3740        | 4.4        | 16        | 311.7        |
| Clemson              | 20       | 12        | 1447        | 2352        | 804        | 3799        | 4.7        | 22        | 316.6        |
| Georgia Tech         | 22       | 12        | 1247        | 2563        | 793        | 3810        | 4.8        | 25        | 317.5        |
| North Carolina       | 42       | 11        | 1520        | 2321        | 762        | 3841        | 5.0        | 34        | 349.2        |
| Maryland             | 43       | 11        | 1823        | 2033        | 733        | 3856        | 5.3        | 28        | 350.5        |
| Virginia             | 60       | 12        | 1814        | 2695        | 857        | 4509        | 5.3        | 33        | 375.8        |
| Wake Forest          | 69       | 11        | 1468        | 2780        | 766        | 4248        | 5.5        | 35        | 386.2        |
| Duke                 | 89       | 11        | 2280        | 2244        | 740        | 4524        | 6.1        | 52        | 411.3        |

| RUSHING DEFENSE      | NCAA     | G         | Att        | Yds         | Avg        | Lg        | TD       | PG          |
|----------------------|----------|-----------|------------|-------------|------------|-----------|----------|-------------|
| Boston College       | 5        | 12        | 420        | 1090        | 2.6        | 65        | 6        | 90.8        |
| <b>Virginia Tech</b> | <b>8</b> | <b>13</b> | <b>402</b> | <b>1214</b> | <b>3.0</b> | <b>44</b> | <b>6</b> | <b>93.4</b> |
| Georgia Tech         | 13       | 12        | 409        | 1247        | 3.0        | 52        | 9        | 103.9       |
| NC State             | 14       | 12        | 461        | 1286        | 2.8        | 62        | 11       | 107.2       |
| Florida State        | 18       | 13        | 492        | 1409        | 2.9        | 78        | 17       | 108.4       |
| Miami                | 23       | 12        | 474        | 1415        | 3.0        | 81        | 11       | 117.9       |
| Clemson              | 25       | 12        | 431        | 1447        | 3.4        | 49        | 12       | 120.6       |
| Wake Forest          | 38       | 11        | 369        | 1468        | 4.0        | 57        | 13       | 133.5       |
| North Carolina       | 42       | 11        | 434        | 1520        | 3.5        | 42        | 21       | 138.2       |
| Virginia             | 62       | 12        | 456        | 1814        | 4.0        | 58        | 18       | 151.2       |
| Maryland             | 78       | 11        | 459        | 1823        | 4.0        | 38        | 24       | 165.7       |
| Duke                 | 108      | 11        | 444        | 2280        | 5.1        | 71        | 30       | 207.3       |

| PASSING DEFENSE      | NCAA     | G         | Att        | Cmp        | Int       | Pct.        | Yds         | Avg        | TD        | PG           |
|----------------------|----------|-----------|------------|------------|-----------|-------------|-------------|------------|-----------|--------------|
| Miami                | 1        | 12        | 354        | 165        | 14        | 46.6        | 1826        | 5.2        | 8         | 152.2        |
| <b>Virginia Tech</b> | <b>3</b> | <b>13</b> | <b>387</b> | <b>192</b> | <b>19</b> | <b>49.6</b> | <b>2005</b> | <b>5.2</b> | <b>11</b> | <b>154.2</b> |
| Maryland             | 19       | 11        | 274        | 168        | 9         | 61.3        | 2033        | 7.4        | 4         | 184.8        |
| NC State             | 26       | 12        | 380        | 185        | 13        | 48.7        | 2298        | 6.0        | 10        | 191.5        |
| Clemson              | 29       | 12        | 373        | 211        | 14        | 56.6        | 2352        | 6.3        | 10        | 196.0        |
| Florida State        | 33       | 13        | 404        | 239        | 12        | 59.2        | 2611        | 6.5        | 15        | 200.8        |
| Duke                 | 36       | 11        | 296        | 176        | 9         | 59.5        | 2244        | 7.6        | 22        | 204.0        |
| North Carolina       | 49       | 11        | 328        | 189        | 11        | 57.6        | 2321        | 7.1        | 13        | 211.0        |
| Georgia Tech         | 52       | 12        | 384        | 205        | 21        | 53.4        | 2563        | 6.7        | 16        | 213.6        |
| Boston College       | 62       | 12        | 426        | 260        | 11        | 61.0        | 2650        | 6.2        | 10        | 220.8        |
| Virginia             | 71       | 12        | 401        | 249        | 15        | 62.1        | 2695        | 6.7        | 15        | 224.6        |
| Wake Forest          | 92       | 11        | 397        | 218        | 14        | 54.9        | 2780        | 7.0        | 22        | 252.7        |

| SCORING DEFENSE      | NCAA     | G         | TD        | XP           | 2XP        | FG           | Saf      | Pts        | Avg         |
|----------------------|----------|-----------|-----------|--------------|------------|--------------|----------|------------|-------------|
| <b>Virginia Tech</b> | <b>2</b> | <b>13</b> | <b>19</b> | <b>18-18</b> | <b>0-1</b> | <b>12-18</b> | <b>0</b> | <b>168</b> | <b>12.9</b> |
| Miami                | 4        | 12        | 19        | 19-19        | 0-0        | 12-21        | 1        | 171        | 14.2        |
| Boston College       | 7        | 12        | 21        | 20-20        | 0-1        | 15-20        | 0        | 191        | 15.9        |
| Clemson              | 11       | 12        | 23        | 20-20        | 1-2        | 17-22        | 0        | 211        | 17.6        |
| NC State             | 12       | 12        | 25        | 24-25        | 0-0        | 12-22        | 1        | 212        | 17.7        |
| Georgia Tech         | 23       | 12        | 28        | 26-27        | 1-1        | 15-17        | 0        | 241        | 20.1        |
| Florida State        | 28       | 13        | 34        | 30-31        | 1-3        | 16-24        | 1        | 286        | 22.0        |
| Virginia             | 40       | 12        | 34        | 31-33        | 1-1        | 14-22        | 0        | 279        | 23.2        |
| Maryland             | 55       | 11        | 34        | 33           |            |              |          |            |             |

# Opponents' Quick Facts

## Northeastern Huskies

**Location:** Boston, Mass.  
**Stadium:** Parsons Field  
**Capacity:** 7,000  
**Coach:** Rocky Hager  
**Record at Northeastern:** 7-13  
**Career Record:** 98-40-1  
**Conference:** Atlantic 10  
**'05 Record/A 10 Record:** 2-9/2-6  
**Letterwinners Returning/Lost:** 34/20  
**Starters Returning/Lost:** 13/9  
**Football Contact:** Mark Harris  
**Phone/Fax:** (617) 373-2691/(617) 373-3152  
**E-mail:** harris@gonu.com  
**Athletics Web site:** www.gonu.com

## North Carolina Tar Heels

**Location:** Chapel Hill, N.C.  
**Stadium:** Kenan Stadium  
**Capacity:** 60,000  
**Coach:** John Bunting  
**Record at UNC:** 24-36  
**Career Record:** 62-50-2  
**Conference:** Atlantic Coast  
**'05 Record/ACC Record:** 5-6/4-4  
**Letterwinners Returning/Lost:** 37/23  
**Starters Returning/Lost:** 12/10  
**Football Contact:** Kevin Best  
**Phone/Fax:** (919) 962-8916/(919) 962-2123  
**E-mail:** kbest@unca.unc.edu  
**Athletics Web site:** www.tarheelblue.com

## Duke Blue Devils

**Location:** Durham, N.C.  
**Stadium:** Wallace Wade Stadium  
**Capacity:** 33,941  
**Coach:** Ted Roof  
**Record at DU:** 5-22  
**Career Record:** 5-22  
**Conference:** Atlantic Coast  
**'05 Record/ACC Record:** 1-10/0-8  
**Letterwinners Returning/Lost:** 40/26  
**Starters Returning/Lost:** 13/12  
**Football Contact:** Art Chase  
**Phone/Fax:** (919) 684-2633/(919) 684-2489  
**E-mail:** chasea@duke.edu  
**Athletics Web site:** www.goduke.com

## Cincinnati Bearcats

**Location:** Cincinnati, Ohio  
**Stadium:** Nippert Stadium  
**Capacity:** 35,244  
**Coach:** Mark Dantonio  
**Record at CU:** 11-12  
**Career Record:** 11-12  
**Conference:** BIG EAST  
**'05 Record/BIG EAST Record:** 4-7/2-5  
**Letterwinners Returning/Lost:** 44/13  
**Starters Returning/Lost:** 17/5  
**Football Contact:** Tom Hathaway  
**Phone/Fax:** (513) 556-0616/(513) 556-9696  
**E-mail:** tom.hathaway@uc.edu  
**Athletics Web site:** ucbearcats.cstv.com

## Georgia Tech Yellow Jackets

**Location:** Atlanta, Ga.  
**Stadium:** Bobby Dodd Stadium/Grant Field  
**Capacity:** 55,000  
**Coach:** Chan Gailey  
**Record at GT:** 28-22  
**Career Record:** 52-33  
**Conference:** Atlantic Coast  
**'05 Record/ACC Record:** 7-5/5-3  
**Letterwinners Returning/Lost:** 44/16  
**Starters Returning/Lost:** 14/8  
**Football Contact:** Allison George  
**Phone/Fax:** (404) 894-6283/(404) 894-1248  
**E-mail:** ageorge@at.gtaa.gatech.edu  
**Athletics Web site:** www.ramblinwreck.com

## Boston College Eagles

**Location:** Chestnut Hill, Mass.  
**Stadium:** Alumni Stadium  
**Capacity:** 44,500  
**Coach:** Tom O'Brien  
**Record at BC:** 66-42  
**Career Record:** 66-42  
**Conference:** Atlantic Coast  
**'05 Record/ACC Record:** 9-3/5-3  
**Letterwinners Returning/Lost:** 37/16  
**Starters Returning/Lost:** 12/10  
**Football Contact:** Chris Cameron  
**Phone/Fax:** (617) 552-3004/(614) 552-4903  
**E-mail:** cameroc@bc.edu  
**Athletics Web site:** www.bceagles.com

## Southern Miss Golden Eagles

**Location:** Hattiesburg, Miss.  
**Stadium:** M.M. Roberts  
**Capacity:** 33,000  
**Coach:** Jeff Bower  
**Record at Southern Miss:** 103-72-1  
**Career Record:** 103-72-1  
**Conference:** USA  
**'05 Record/C USA Record:** 7-5/5-3  
**Letterwinners Returning/Lost:** 48/17  
**Starters Returning/Lost:** 14/8  
**Football Contact:** Mike Montoro  
**Phone/Fax:** (601) 266-4503/(601) 266-4507  
**E-mail:** Michael.montoro@usm.edu  
**Athletics Web site:** www.southernmiss.com

## Clemson Tigers

**Location:** Clemson, S.C.  
**Stadium:** Clemson Memorial  
**Capacity:** 80,473  
**Coach:** Tommy Bowden  
**Record at Clemson:** 52-33  
**Career Record:** 70-37  
**Conference:** Atlantic Coast  
**'05 Record/ACC Record:** 8-4/4-4  
**Letterwinners Returning/Lost:** 47/20  
**Starters Returning/Lost:** 15/7  
**Football Contact:** Tim Bourret  
**Phone/Fax:** (864) 656-1926/(864) 656-0299  
**E-mail:** btimoth@clemson.edu  
**Athletics Web site:** www.clemson.com

## Miami Hurricanes

**Location:** Coral Gables, Fla.  
**Stadium:** Orange Bowl  
**Capacity:** 72,319  
**Coach:** Larry Coker  
**Record at Miami:** 53-9  
**Career Record:** 53-9  
**Conference:** Atlantic Coast  
**'05 Record/ACC Record:** 9-3/6-2  
**Letterwinners Returning/Lost:** 57/22  
**Starters Returning/Lost:** 11/11  
**Football Contact:** Rick Korch  
**Phone/Fax:** (305) 284-3249/(305) 284-2807  
**E-mail:** rkorch@miami.edu  
**Athletics Web site:** www.hurricanesports.com

## Kent State Golden Flashes

**Location:** Kent, Ohio  
**Stadium:** Dix Stadium  
**Capacity:** 29,287  
**Coach:** Doug Martin  
**Record at Kent State:** 6-16  
**Career Record:** 6-16  
**Conference:** Mid-American  
**'05 Record/MAC Record:** 1-10/0-8  
**Letterwinners Returning/Lost:** 43/15  
**Starters Returning/Lost:** 18/4  
**Football Contact:** Jeff Schaefer  
**Phone/Fax:** (330) 672-8419/(330) 672-2112  
**E-mail:** jschae1@kent.edu  
**Athletics Web site:** www.kentstatesports.com

## Wake Forest Demon Deacons

**Location:** Winston-Salem, N.C.  
**Stadium:** Groves Stadium  
**Capacity:** 31,500  
**Coach:** Jim Grobe  
**Record at WF:** 26-32  
**Career Record:** 59-65-1  
**Conference:** Atlantic Coast  
**'05 Record/ACC Record:** 4-7/3-5  
**Letterwinners Returning/Lost:** 48/10  
**Starters Returning/Lost:** 19/5  
**Football Contact:** Mike Vest  
**Phone/Fax:** (336) 758-5640/(336) 758-5140  
**E-mail:** vestma@wfu.edu  
**Athletics Web site:** www.wakeforestsports.com

## Virginia Cavaliers

**Location:** Charlottesville, Va.  
**Stadium:** Carl Smith Center, home of David A. Harrison Field at Scott Stadium  
**Capacity:** 61,500  
**Coach:** Al Groh  
**Record at UVa:** 37-26  
**Career Record:** 63-66  
**Conference:** Atlantic Coast  
**'05 Record/ACC Record:** 7-5/3-5  
**Letterwinners Returning/Lost:** 32/17  
**Starters Returning/Lost:** 13/10  
**Football Contact:** Michael Colley  
**Phone/Fax:** (434) 982-5500/(434) 982-5525  
**E-mail:** mcc7k@virginia.edu  
**Athletics Web site:** www.virginiasports.com

# Series vs. 2006 Opponents



Jim Davis (95) knocks down a pass in Tech's 16-10 victory at Miami in 2004, helping Tech clinch its first ACC title.

## Northeastern

First meeting

## North Carolina

Tech leads 14-9-6

|      |      |     |    |
|------|------|-----|----|
| 1895 | nL9  | 5-  | 32 |
| 1896 | nT10 | 0-  | 0  |
| 1897 | nW10 | 4-  | 0  |
| 1898 | nL5  | 6-  | 28 |
| 1900 | aT   | 0-  | 0  |
| 1902 | nT1  | 0-  | 0  |
| 1903 | nW4  | 21- | 0  |
| 1904 | hL   | 0-  | 6  |
| 1905 | nW2  | 35- | 6  |
| 1906 | nT2  | 0-  | 0  |
| 1907 | nW2  | 20- | 6  |
| 1908 | nW2  | 10- | 0  |
| 1909 | nW2  | 15- | 0  |
| 1910 | nW2  | 20- | 0  |
| 1911 | nT2  | 0-  | 0  |
| 1912 | nW19 | 26- | 0  |
| 1913 | nW5  | 14- | 7  |
| 1916 | nW1  | 14- | 7  |
| 1918 | aW   | 18- | 7  |
| 1928 | aW   | 16- | 14 |
| 1929 | aL   | 13- | 38 |
| 1930 | hL   | 21- | 39 |
| 1938 | aL   | 0-  | 7  |
| 1939 | nL4  | 6-  | 13 |
| 1945 | nL1  | 0-  | 14 |
| 1946 | aT   | 14- | 14 |
| 1998 | nL25 | 3-  | 42 |
| 2004 | aW   | 27- | 24 |
| 2005 | hW   | 30- | 3  |

## Duke

Duke leads 7-6-0

|      |      |     |    |
|------|------|-----|----|
| 1937 | nL15 | 0-  | 25 |
| 1938 | nL15 | 0-  | 18 |
| 1948 | nL1  | 0-  | 7  |
| 1949 | aL   | 7-  | 55 |
| 1950 | nL5  | 6-  | 47 |
| 1951 | nL4  | 6-  | 55 |
| 1969 | nW4  | 48- | 12 |
| 1981 | aL   | 7-  | 14 |
| 1982 | aW   | 22- | 21 |
| 1983 | hW   | 27- | 14 |
| 1984 | hW   | 27- | 0  |
| 2004 | hW   | 41- | 17 |
| 2005 | aW   | 45- | 0  |

## Cincinnati

Cincinnati leads 4-3-0

|      |      |     |    |
|------|------|-----|----|
| 1947 | nL27 | 6-  | 18 |
| 1985 | aL   | 14- | 31 |
| 1986 | hL   | 20- | 24 |
| 1987 | hW   | 21- | 20 |
| 1988 | aW   | 41- | 14 |
| 1991 | hW   | 56- | 9  |
| 1994 | hL   | 0-  | 16 |

## Georgia Tech

Tech leads 2-1-0

|      |    |     |    |
|------|----|-----|----|
| 1990 | aL | 3-  | 6  |
| 2004 | aW | 34- | 20 |
| 2005 | hW | 52- | 7  |

## Boston College

Tech leads 9-3-0

|      |    |     |    |
|------|----|-----|----|
| 1993 | aL | 34- | 48 |
| 1994 | aW | 12- | 7  |
| 1995 | hL | 14- | 20 |
| 1996 | aW | 45- | 7  |
| 1997 | hW | 17- | 7  |
| 1998 | aW | 17- | 0  |
| 1999 | hW | 38- | 14 |
| 2000 | aW | 48- | 34 |
| 2001 | hW | 34- | 20 |
| 2002 | aW | 28- | 23 |
| 2003 | hL | 27- | 34 |
| 2005 | hW | 30- | 10 |

## Southern Miss

Series tied 4-4-0

|      |    |     |    |
|------|----|-----|----|
| 1958 | aL | 0-  | 41 |
| 1971 | hL | 8-  | 17 |
| 1972 | hW | 27- | 14 |
| 1976 | hW | 16- | 7  |
| 1988 | aL | 13- | 35 |
| 1990 | hW | 20- | 16 |
| 1992 | hL | 12- | 13 |
| 1994 | aW | 24- | 14 |

## Clemson

Clemson leads 17-10-1

|      |      |     |    |
|------|------|-----|----|
| 1900 | nL9  | 5-  | 12 |
| 1901 | nW12 | 17- | 11 |
| 1906 | aT   | 0-  | 0  |
| 1908 | aW   | 6-  | 0  |
| 1909 | hW   | 6-  | 0  |
| 1923 | hW   | 25- | 6  |
| 1924 | aW   | 50- | 6  |
| 1935 | hL   | 7-  | 28 |
| 1936 | aL   | 0-  | 20 |
| 1945 | aL   | 0-  | 35 |
| 1946 | hL   | 7-  | 14 |
| 1954 | aW   | 18- | 7  |
| 1955 | nL1  | 16- | 21 |
| 1956 | aL   | 6-  | 21 |
| 1960 | aL   | 7-  | 13 |
| 1977 | hL   | 13- | 31 |
| 1978 | aL   | 7-  | 38 |
| 1979 | hL   | 0-  | 21 |
| 1980 | aL   | 10- | 13 |
| 1984 | aL   | 10- | 17 |
| 1985 | hL   | 17- | 20 |
| 1986 | aW   | 20- | 14 |
| 1987 | hL   | 10- | 22 |
| 1988 | aL   | 7-  | 40 |
| 1989 | hL   | 7-  | 27 |

|      |      |     |    |
|------|------|-----|----|
| 1998 | aW   | 37- | 0  |
| 1999 | hW   | 31- | 11 |
| 2001 | nW25 | 41- | 20 |

## Miami

Miami leads 16-7-0

|      |      |         |    |
|------|------|---------|----|
| 1953 | aL   | 0-      | 26 |
| 1966 | nL26 | 7-      | 14 |
| 1967 | hL   | 7-      | 14 |
| 1968 | aL   | 8-      | 13 |
| 1974 | aL   | 7-      | 14 |
| 1980 | nL24 | 10-     | 20 |
| 1981 | aL   | 14-     | 21 |
| 1982 | hL   | 8-      | 14 |
| 1987 | aL   | 13-     | 27 |
| 1992 | hL   | 23-     | 43 |
| 1993 | aL   | 2-      | 21 |
| 1994 | aL   | 3-      | 24 |
| 1995 | hW   | 13-     | 7  |
| 1996 | aW   | 21-     | 7  |
| 1997 | hW   | 27-     | 25 |
| 1998 | aW   | (ot)27- | 20 |
| 1999 | hW   | 43-     | 10 |
| 2000 | aL   | 21-     | 41 |
| 2001 | hL   | 24-     | 26 |
| 2002 | aL   | 45-     | 56 |
| 2003 | hW   | 31-     | 7  |
| 2004 | aW   | 16-     | 10 |
| 2005 | hL   | 7-      | 27 |

## Kent State

Series tied 1-1-0

|      |    |     |    |
|------|----|-----|----|
| 1975 | aL | 11- | 17 |
| 1976 | hW | 42- | 14 |

## Wake Forest

Tech leads 21-11-1

|      |     |     |    |
|------|-----|-----|----|
| 1916 | hW  | 52- | 0  |
| 1917 | hW  | 50- | 0  |
| 1918 | hW  | 27- | 0  |
| 1919 | hW  | 40- | 0  |
| 1954 | nW2 | 32- | 0  |
| 1955 | aL  | 0-  | 13 |
| 1956 | hT  | 13- | 13 |
| 1957 | aW  | 10- | 3  |
| 1958 | nL4 | 6-  | 13 |
| 1959 | aL  | 18- | 27 |
| 1960 | hW  | 22- | 13 |
| 1961 | aL  | 15- | 24 |
| 1962 | hW  | 37- | 8  |
| 1963 | aW  | 27- | 0  |
| 1964 | nL1 | 21- | 38 |
| 1965 | nW1 | 12- | 3  |
| 1966 | aW  | 11- | 0  |
| 1968 | hW  | 7-  | 6  |
| 1969 | aL  | 10- | 16 |
| 1970 | aL  | 9-  | 28 |
| 1971 | hL  | 9-  | 20 |

|      |    |     |    |
|------|----|-----|----|
| 1972 | aW | 44- | 9  |
| 1975 | hW | 40- | 10 |
| 1976 | aW | 23- | 6  |
| 1977 | hW | 28- | 10 |
| 1978 | aW | 28- | 6  |
| 1979 | hL | 14- | 19 |
| 1980 | aW | 16- | 7  |
| 1981 | hW | 30- | 14 |
| 1982 | hL | 10- | 13 |
| 1983 | hL | 6-  | 13 |
| 1984 | aW | 21- | 20 |
| 2004 | aW | 17- | 10 |

## Virginia

Tech leads 45-37-5

|      |     |     |    |
|------|-----|-----|----|
| 1895 | aL  | 0-  | 38 |
| 1896 | aL  | 0-  | 44 |
| 1899 | aL  | 0-  | 28 |
| 1900 | aL  | 5-  | 17 |
| 1901 | hL  | 0-  | 16 |
| 1902 | aL  | 0-  | 6  |
| 1903 | nL2 | 0-  | 21 |
| 1904 | nL2 | 0-  | 5  |
| 1905 | aW  | 11- | 0  |
| 1923 | aW  | 6-  | 3  |
| 1924 | hL  | 0-  | 6  |
| 1925 | aL  | 0-  | 10 |
| 1926 | hW  | 6-  | 0  |
| 1927 | aL  | 0-  | 7  |
| 1928 | hW  | 20- | 0  |
| 1929 | aW  | 32- | 12 |
| 1930 | hW  | 34- | 13 |
| 1931 | aT  | 0-  | 0  |
| 1932 | hW  | 13- | 0  |
| 1933 | aT  | 6-  | 6  |
| 1934 | hW  | 19- | 6  |
| 1935 | aT  | 0-  | 0  |
| 1936 | hW  | 7-  | 6  |
| 1937 | aW  | 14- | 7  |
| 1938 | hL  | 6-  | 14 |
| 1939 | aW  | 13- | 0  |
| 1940 | nW4 | 6-  | 0  |
| 1941 | nL4 | 0-  | 34 |
| 1942 | nW4 | 20- | 14 |
| 1945 | nL1 | 13- | 31 |
| 1946 | nT1 | 21- | 21 |
| 1947 | nL1 | 7-  | 41 |
| 1948 | nL1 | 0-  | 28 |
| 1949 | nL1 | 0-  | 26 |
| 1950 | nL1 | 6-  | 45 |
| 1951 | nL1 | 0-  | 33 |
| 1952 | nL1 | 0-  | 42 |
| 1953 | aW  | 20- | 6  |
| 1954 | nW1 | 6-  | 0  |
| 1955 | nW1 | 17- | 13 |
| 1956 | nW1 | 14- | 7  |
| 1957 | nL2 | 7-  | 38 |
| 1958 | nW1 | 22- | 13 |
| 1959 | nW2 | 40- | 14 |
| 1960 | nW1 | 40- | 6  |
| 1961 | nW1 | 20- | 0  |
| 1962 | nW1 | 20- | 15 |
| 1963 | nW1 | 10- | 0  |
| 1964 | aL  | 17- | 20 |
| 1965 | hW  | 22- | 14 |
| 1966 | aW  | 24- | 7  |
| 1970 | hL  | 0-  | 7  |
| 1971 | aW  | 6-  | 0  |
| 1972 | aL  | 20- | 24 |
| 1973 | hW  | 27- | 15 |
| 1974 | aL  | 27- | 28 |
| 1975 | hW  | 24- | 17 |
| 1976 | aW  | 14- | 10 |
| 1977 | hT  | 14- | 14 |
| 1978 | aL  | 7-  | 17 |
| 1979 | aL  | 18- | 20 |
| 1980 | hW  | 30- | 0  |
| 1981 | aW  | 20- | 3  |
| 1982 | hW  | 21- | 14 |
| 1983 | aW  | 48- | 0  |
| 1984 | hL  | 23- | 26 |
| 1985 | aW  | 28- | 10 |
| 1986 | hW  | 42- | 10 |
| 1987 | aL  | 13- | 14 |
| 1988 | hL  | 10- | 16 |
| 1989 | aL  | 25- | 32 |
| 1990 | hW  | 38- | 13 |
| 1991 | aL  | 0-  | 38 |
| 1992 | hL  | 38- | 41 |
| 1993 | aW  | 20- | 17 |
| 1994 | hL  | 23- | 42 |
| 1995 | aW  | 36- | 29 |
| 1996 | hW  | 26- | 9  |
| 1997 | aL  | 20- | 34 |
| 1998 | hL  | 32- | 36 |
| 1999 | aW  | 31- | 7  |
| 2000 | hW  | 42- | 21 |
| 2001 | aW  | 31- | 17 |
| 2002 | hW  | 21- | 9  |
| 2003 | aL  | 35- | 21 |
| 2004 | hW  | 24- | 10 |
| 2005 | aW  | 52- | 14 |

## Neutral Sites

- |                        |                        |                        |
|------------------------|------------------------|------------------------|
| 1. Roanoke             | 10. Danville           | 19. Raleigh, N.C.      |
| 2. Richmond            | 11. Knoxville, Tenn.   | 20. Orlando, Fla.      |
| 3. Lynchburg           | 12. Columbia, S.C.     | 21. Portsmouth         |
| 4. Norfolk             | 13. Huntington, W. Va. | 22. Alexandria         |
| 5. Winston-Salem, N.C. | 14. Birmingham, Ala.   | 23. Baltimore, Md.     |
| 6. Bluefield, W. Va.   | 15. Greensboro, N.C.   | 24. Atlanta, Ga.       |
| 7. Bedford             | 16. Charleston, W. Va. | 25. Jacksonville, Fla. |
| 8. Staunton            | 17. Louisville, Ky.    | 26. Memphis, Tenn.     |
| 9. Charlotte, N.C.     | 18. Washington, D.C.   | 27. El Paso, Texas     |

# Conference Bowl Ties

The 2006 ACC champion will participate in the Orange Bowl, unless ranked Nos. 1 or 2 in the final BCS poll. Those teams will play in the BCS championship game on Jan. 8.



## FedEx Orange Bowl

Eric L. Poms, Chief Executive Officer  
Orange Bowl Committee  
Suite 590  
703 Waterford Way  
Miami, FL 33126  
jhornstein@orangebowl.org  
info@orangebowl.org  
(305) 341-4700  
FAX: (305) 341-4750  
Dolphin Stadium (72,230)  
Sponsor: FedEx

## Double Hosting

Beginning with the 2006 season, the National Championship Game will be rotating among the four BCS bowls every year. There will be a Rose Bowl, Orange Bowl, Sugar Bowl and Fiesta Bowl and once in a four year period, one of the sites will serve as host for the National Championship Game a week after its traditional bowl.

The host committee of the Fiesta Bowl will be the first to implement the new format. In addition to the Insight Bowl on Dec. 28 and the Fiesta Bowl on Jan. 1, the group will host the Tostitos BCS National Championship Game on Jan. 8.



The ACC also has agreements with these bowls:

## Chick-Fil-A Peach Bowl

Gary P. Stokan, President  
235 Andrew Young International Blvd.  
Atlanta, GA 30303  
gstokan@macoc.com  
(404) 586-8500  
FAX: (404) 586-8508  
Facility: Georgia Dome (71,500)  
Title Sponsor: Chick-Fil-A

## Toyota Gator Bowl

Richard M. Catlett, President  
Toyota Motor Sales/Southeast Toyota  
One Gator Bowl Boulevard  
Jacksonville, FL 32202  
rcatman@gatorbowl.com  
(904) 798-1700  
FAX: (904) 632-2080  
Facility: Alltel Stadium (73,000)  
Title Sponsor: Toyota Motor Sales of America

## Meineke Car Care Bowl

Ken Haines, Executive VP and COO  
Raycom  
2815 Coliseum Centre Drive  
Suite 200  
Charlotte, NC 28217  
khaines@raycomsports.com  
(704) 378-4400  
FAX: (704) 378-4465  
Facility: Ericsson Stadium (73,637)  
Title Sponsor: Meineke Car Care Centers

## Champs Sports Bowl

Dylan Thomas, Director  
One Citrus Bowl Place  
Orlando, FL 32805  
dthomas@fcsports.com  
(407) 423-2476  
FAX: (407) 425-8451  
Facility: Florida Citrus Bowl (65,438)  
Title Sponsor: Champs Sports

## Division I-A Football Bowl Games for 2006-07

| Date    | Bowl                      | Time (ET)  | Site                  | Conferences                           | Network |
|---------|---------------------------|------------|-----------------------|---------------------------------------|---------|
| Dec. 19 | Poinsettia                | 8 p.m.     | San Diego, Calif.     | Mountain West vs. At-Large            | ESPN2   |
| Dec. 20 | GMAC                      | 8 p.m.     | Mobile, Ala.          | Conference USA vs. Mid-American/WACc  | ESPN    |
| Dec. 21 | Pioneer PureVision        | 8 p.m.     | Las Vegas, Nev.       | Pac-10 vs. Mountain West              | ESPN    |
| Dec. 22 | New Orleans               | 8 p.m.     | New Orleans, La.      | Sun Belt vs. Conference USA           | ESPN    |
| Dec. 23 | Birmingham                | 1 p.m.     | Birmingham, Ala.      | Big East vs. Conference USA           | ESPN2   |
| Dec. 23 | New Mexico                | 4:30 p.m.  | Albuquerque, N.M.     | Mountain West vs. Western Athletic    | ESPN    |
| Dec. 23 | Fort Worth                | 8 p.m.     | Fort Worth, Texas     | Mountain West vs. Conference USA      | ESPN    |
| Dec. 24 | Sheraton Hawaii           | 8 p.m.     | Honolulu, Hawaii      | Pac-10 vs. Western Athletic           | ESPN    |
| Dec. 26 | Motor City                | 7:30 p.m.  | Detroit, Mich.        | Mid-American vs. Big Ten              | ESPN    |
| Dec. 27 | Independence              | 4:30 p.m.  | Shreveport, La.       | Southeastern vs. Big 12               | ESPN    |
| Dec. 27 | Emerald                   | 8 p.m.     | San Francisco, Calif. | Atlantic Coast vs. Pac-10             | ESPN    |
| Dec. 28 | Pacific Life Holiday      | 8 p.m.     | San Diego, Calif.     | Pac-10 vs. Big 12                     | ESPN    |
| Dec. 29 | Gaylord Hotels Music City | TBA        | Nashville, Tenn.      | Atlantic Coast vs. Southeastern       | ESPN    |
| Dec. 29 | Vitalis Sun               | 2 p.m.     | El Paso, Texas        | Big 12/Big East/Notre Dame vs. Pac-10 | CBS     |
| Dec. 29 | Champs Sports             | 8 p.m.     | Orlando, Fla.         | Big Ten vs. Atlantic Coast            | ESPN    |
| Dec. 29 | Insight                   | 9 p.m.     | Tempe, Ariz.          | Big Ten vs. Big 12                    | NFL     |
| Dec. 30 | Meineke Car Care          | 1 p.m.     | Charlotte, N.C.       | Atlantic Coast vs. Big East/Navy      | ESPN    |
| Dec. 30 | AutoZone Liberty          | 1 p.m.     | Memphis, Tenn.        | Conference USA vs. Southeastern       | ESPN    |
| Dec. 30 | Chick-fil-A               | 8 p.m.     | Atlanta, Ga.          | Atlantic Coast vs. Southeastern       | ESPN    |
| Dec. 31 | MPC Computers             | 7:30 p.m.  | Boise, Idaho          | Atlantic Coast vs. Western Athletic   | ESPN    |
| Jan. 1  | Outback                   | 11 a.m.    | Tampa, Fla.           | Big Ten vs. Southeastern              | ESPN    |
| Jan. 1  | AT&T Cotton               | 11:30 a.m. | Dallas, Texas         | Big 12 vs. Southeastern               | FOX     |
| Jan. 1  | Toyota Gator              | 1 p.m.     | Jacksonville, Fla.    | ACC vs. Big 12/Big East/Notre Dame    | CBS     |
| Jan. 1  | Capital One               | 1 p.m.     | Orlando, Fla.         | Southeastern vs. Big Ten              | ABC     |
| Jan. 1  | Rose                      | 5 p.m.     | Pasadena, Calif.      | *BCS vs. BCS                          | ABC     |
| Jan. 1  | Tostitos Fiesta           | 8:30 p.m.  | Tempe, Ariz.          | *BCS vs. BCS                          | FOX     |
| Jan. 2  | FedEx Orange              | 8 p.m.     | Miami, Fla.           | *BCS vs. BCS                          | FOX     |
| Jan. 3  | Allstate Sugar            | 8:30 p.m.  | New Orleans, La.      | *BCS vs. BCS                          | FOX     |
| Jan. 6  | International             | 12 p.m.    | Toronto, Canada       | Big East vs. Mid-American             | ESPN2   |
| Jan. 8  | BCS National Championship | 8 p.m.     | Phoenix, Ariz.        | BCS #1 vs. BCS #2                     | FOX     |
| TBA     | MasterCard Alamo          | TBA        | San Antonio, Texas    | Big Ten vs. Big 12                    | ESPN    |

## MPC Computers Bowl

Gary Beck, Executive Director  
Lower Lobby C  
1109 Main Street  
Boise, ID 83702  
glbeck@qwest.net  
(208) 424-1011  
FAX: (208) 424-1121  
Facility: Bronco Stadium (30,000)  
Title Sponsor: MPC Computers

## Emerald Bowl


Gary Cavalli, Executive Director  
AT&T Park  
24 Willie Mays Plaza  
San Francisco, CA 94107  
gcavalli@emeraldbowl.org  
(415) 947-BOWL  
FAX: (415) 947-2925  
Facility: AT&T Park (38,437)  
Title Sponsor: Emerald of California

## Gaylord Hotels Music City Bowl


**Presented by Bridgestone**  
Scott Ramsey, Executive Director  
211 Commerce Street, Suite 100  
Nashville, TN 37201  
sramsey@nashvillesports.com  
(615) 743-3130  
FAX: (615) 244-3540  
Facility: The Coliseum (67,000)  
Title Sponsor: Gaylord Hotels



# RECORDS & HISTORY



Bruce Smith, the NFL's all-time sacks leader, will be inducted into the College Football Hall of Fame in December, joining former Hokies Hunter Carpenter, Jerry Claiborne, Carroll Dale, Andy Gustafson and Frank Loria



# RECORDS & HISTORY

# Scoring

## Individual Scoring

### Most Points Scored

|        |     |                                 |         |
|--------|-----|---------------------------------|---------|
| Game   | 36  | tb Tommy Francisco vs. VMI .... | 1966    |
| Season | 168 | tb Lee Suggs .....              | 2000    |
| Career | 371 | pk Shayne Graham .....          | 1996-99 |

### Most Touchdowns

|        |    |                                 |         |
|--------|----|---------------------------------|---------|
| Game   | 6  | tb Tommy Francisco vs. VMI .... | 1966    |
| Season | 28 | tb Lee Suggs .....              | 2000    |
| Career | 56 | tb Lee Suggs .....              | 1999-02 |

### Most Points by Kicking

|        |            |                                 |             |
|--------|------------|---------------------------------|-------------|
| Game   | 18         | Mickey Thomas vs. Vanderbilt .. | 1989        |
| Season | <b>108</b> | <b>pk Brandon Pace .....</b>    | <b>2005</b> |
| Career | 371        | pk Shayne Graham .....          | 1996-99     |

### Extra Points Attempted

|        |     |                        |             |
|--------|-----|------------------------|-------------|
| Game   | 10  | Jon Utin vs. VMI ..... | 1966        |
| Season | 57  | Shayne Graham .....    | 1999        |
|        |     | Carter Warley .....    | 2000 & 2003 |
| Career | 195 | Carter Warley .....    | 2000-03     |

### Extra Points Made

|        |     |                        |         |
|--------|-----|------------------------|---------|
| Game   | 10  | Jon Utin vs. VMI ..... | 1966    |
| Season | 56  | Shayne Graham .....    | 1999    |
|        |     | Carter Warley .....    | 2000    |
| Career | 190 | Carter Warley .....    | 2000-03 |

### Field Goals Attempted

|        |    |                                  |         |
|--------|----|----------------------------------|---------|
| Game   | 6  | Wayne Latimer vs. Florida St. .. | 1973    |
|        |    | Mickey Thomas vs. Vanderbilt ..  | 1989    |
|        |    | Atle Larsen vs. Miami .....      | 1995    |
| Season | 32 | Shayne Graham .....              | 1998    |
| Career | 93 | Shayne Graham .....              | 1996-99 |

### Field Goals Made

|        |    |                                 |         |
|--------|----|---------------------------------|---------|
| Game   | 6  | Mickey Thomas vs. Vanderbilt .. | 1989    |
| Season | 22 | Chris Kinzer .....              | 1986    |
|        |    | Shayne Graham .....             | 1998    |
| Career | 68 | Shayne Graham .....             | 1996-99 |

### Most Consecutive Field Goals Made

|    |                    |      |
|----|--------------------|------|
| 17 | Chris Kinzer ..... | 1986 |
|----|--------------------|------|

### Most Consecutive PAT Kicks Made

|    |                     |         |
|----|---------------------|---------|
| 97 | Shayne Graham ..... | 1997-99 |
|----|---------------------|---------|

## Team Scoring Records

### Most Points Scored

|        |     |                                     |      |
|--------|-----|-------------------------------------|------|
| Game   | 77  | vs. Akron (since 1950) .....        | 1995 |
|        |     | 99 vs. Emory & Henry (all-time) ... | 1919 |
| Season | 460 | .....                               | 2003 |

### Most Touchdowns

|        |    |                 |             |
|--------|----|-----------------|-------------|
| Game   | 11 | vs. Akron ..... | 1995        |
| Season | 61 | .....           | 2000 & 2003 |

### Most Points by Kicking

|        |            |                      |             |
|--------|------------|----------------------|-------------|
| Game   | 18         | vs. Vanderbilt ..... | 1989        |
| Season | <b>108</b> | .....                | 2004 & 2005 |

### Extra Points Attempted


|        |    |                 |      |
|--------|----|-----------------|------|
| Game   | 10 | vs. VMI .....   | 1966 |
|        |    | vs. Akron ..... | 1995 |
| Season | 61 | .....           | 2003 |

### Extra Points Made

|        |    |               |      |
|--------|----|---------------|------|
| Game   | 10 | vs. VMI ..... | 1966 |
| Season | 58 | .....         | 2003 |

### Most Two-Point Conversions

|        |   |                    |      |
|--------|---|--------------------|------|
| Game   | 4 | vs. Richmond ..... | 1959 |
| Season | 7 | 1958               |      |



Shayne Graham

## Career Scoring Leaders

| Pos.      | Name                      | Yrs. Played  | TDs      | EPK/other | FGs       | TP         |
|-----------|---------------------------|--------------|----------|-----------|-----------|------------|
| pk        | Shayne Graham .....       | 1996-99      | 0        | 167       | 68        | 371        |
| tb        | Lee Suggs .....           | 1999-02      | 56       |           |           | 336        |
| pk        | Carter Warley .....       | 2000-03      |          | 190       | 39        | 307        |
| pk        | Ryan Williams .....       | 1991-94      | 0        | 137       | 39        | 254        |
| pk        | Chris Kinzer .....        | 1985-88      | 0        | 93        | 47        | 234        |
| pk        | Don Wade .....            | 1981-84      | 0        | 98        | 42        | 224        |
| <b>pk</b> | <b>Brandon Pace .....</b> | <b>2003-</b> | <b>0</b> | <b>98</b> | <b>40</b> | <b>218</b> |
| tb        | Kevin Jones .....         | 2001-03      | 35       |           |           | 210        |
| rb        | James Barber .....        | 1971-73      | 30       |           |           | 180        |
| tb        | Cyrus Lawrence .....      | 1979-82      | 30       |           |           | 180        |
| rb        | Roscoe Coles .....        | 1974-77      | 29       | 1         |           | 176        |
| tb        | Ken Oxendine .....        | 1994-97      | 27       |           |           | 162        |
| tb        | Tony Kennedy .....        | 1989-92      | 26       | 1         |           | 158        |

| Pos. | Name                   | Yrs. Played | TDs | EPK/other | FGs | TP  |
|------|------------------------|-------------|-----|-----------|-----|-----|
| wr   | André Davis .....      | 1998-01     | 26  |           |     | 156 |
| tb   | Maurice Williams ..... | 1983-86     | 25  |           |     | 150 |
| tb   | Dwayne Thomas .....    | 1992-95     | 25  |           |     | 150 |
| pk   | Wayne Latimer .....    | 1973-75     | 0   | 72        | 25  | 147 |
| tb   | Terry Smoot .....      | 1967-69     | 24  |           |     | 144 |
| pk   | Mickey Thomas .....    | 1989-91     | 0   | 44        | 31  | 137 |
| qb   | Bob Schweickert .....  | 1962-64     | 22  | 1         |     | 134 |
| tb   | Tommy Francisco .....  | 1964-66     | 22  | 1         |     | 134 |
| fb   | Sonny Utz .....        | 1962-64     | 22  |           |     | 132 |
| tb   | Eddie Hunter .....     | 1983-86     | 22  |           |     | 132 |
| tb   | Shyrone Stith .....    | 1996-99     | 21  |           |     | 126 |
| tb   | Cedric Humes .....     | 2002-05     | 21  |           |     | 126 |

Last year's records and current players printed in **bold type**.



Brandon Pace

## Year-by-Year Scoring Leaders

| Year | Player          | TDs | EPK/other | FGs | TP | Year | Player           | TDs | EPK/other | FGs | TP  |
|------|-----------------|-----|-----------|-----|----|------|------------------|-----|-----------|-----|-----|
| 1952 | Dickie Beard    | 5   |           |     | 30 | 1979 | Cyrus Lawrence   | 9   |           |     | 54  |
| 1953 | Jack Williams   | 5   |           |     | 30 | 1980 | Cyrus Lawrence   | 8   |           |     | 48  |
| 1954 | Dickie Beard    | 4   | 15        |     | 39 |      | Sidney Snell     | 8   |           |     | 48  |
| 1955 | Don Divers      | 7   |           |     | 42 | 1981 | Don Wade         | 0   | 23        | 13  | 62  |
|      | Leo Burke       | 7   |           |     | 42 | 1982 | Don Wade         | 0   | 14        | 9   | 41  |
| 1956 | Jimmy Lugar     | 8   |           |     | 48 | 1983 | Don Wade         | 0   | 37        | 8   | 61  |
| 1957 | Barry Frazee    | 3   | 13        | 1   | 34 | 1984 | Don Wade         | 0   | 24        | 12  | 60  |
| 1958 | Pat Henry       | 7   | 1         |     | 44 | 1985 | Maurice Williams | 9   |           |     | 54  |
| 1959 | Alger Pugh      | 11  |           |     | 66 | 1986 | Chris Kinzer     | 0   | 27        | 22  | 93  |
| 1960 | Terry Strock    | 7   |           |     | 42 | 1987 | Chris Kinzer     | 0   | 23        | 8   | 47  |
| 1961 | Terry Strock    | 3   |           |     | 18 | 1988 | Chris Kinzer     | 0   | 20        | 12  | 56  |
|      | Warren Price    | 3   |           |     | 18 | 1989 | Mickey Thomas    | 0   | 14        | 21  | 77  |
| 1962 | Bob Schweickert | 5   |           |     | 30 | 1990 | Mickey Thomas    | 0   | 29        | 10  | 59  |
| 1963 | Sonny Utz       | 10  |           |     | 60 | 1991 | Tony Kennedy     | 11  |           |     | 66  |
| 1964 | Sonny Utz       | 11  |           |     | 66 | 1992 | Ryan Williams    | 0   | 28        | 12  | 64  |
| 1965 | Bobby Owens     | 7   |           |     | 42 | 1993 | Dwayne Thomas    | 12  |           |     | 72  |
| 1966 | Tommy Francisco | 14  |           |     | 84 | 1994 | Ryan Williams    | 0   | 27        | 17  | 78  |
| 1967 | Jon Utin        | 0   | 17        | 10  | 47 | 1995 | Atle Larsen      | 0   | 33        | 12  | 69  |
| 1968 | Jack Simcsak    | 0   | 24        | 9   | 51 | 1996 | Ken Oxendine     | 13  |           |     | 78  |
| 1969 | Terry Smoot     | 12  |           |     | 72 | 1997 | Shayne Graham    | 0   | 35        | 19  | 92  |
| 1970 | Perry Tiberio   | 10  |           |     | 60 | 1998 | Shayne Graham    | 0   | 37        | 22  | 103 |
| 1971 | James Barber    | 9   |           |     | 54 | 1999 | Shayne Graham    | 0   | 56        | 17  | 107 |
| 1972 | James Barber    | 13  |           |     | 78 | 2000 | Lee Suggs        | 28  |           |     | 168 |
| 1973 | Wayne Latimer   | 0   | 22        | 13  | 61 | 2001 | Carter Warley    | 0   | 44        | 11  | 77  |
| 1974 | Bruce Arians    | 11  | 1         |     | 68 | 2002 | Lee Suggs        | 24  |           |     | 144 |
| 1975 | Roscoe Coles    | 10  |           |     | 60 | 2003 | Kevin Jones      | 21  |           |     | 126 |
| 1976 | Roscoe Coles    | 9   | 1         |     | 56 | 2004 | Brandon Pace     | 43  | 21        | 106 |     |
| 1977 | David Lamie     | 8   |           |     | 48 | 2005 | Brandon Pace     | 51  | 19        | 108 |     |
| 1978 | Kenny Lewis     | 10  |           |     | 60 |      |                  |     |           |     |     |

## Highest Scoring Teams

| Year | Pts. | Avg. | Year | Pts. | Avg. |
|------|------|------|------|------|------|
| 1999 | 455  | 41.4 | 1905 | 305  | 30.5 |
| 2000 | 443  | 40.3 | 1995 | 321  | 29.2 |
| 1993 | 400  | 36.4 | 1997 | 321  | 29.2 |
| 2003 | 460  | 35.4 | 1972 | 307  | 27.9 |
| 2005 | 440  | 33.8 | 1994 | 304  | 27.6 |
| 2001 | 359  | 32.6 | 1983 | 301  | 27.4 |
| 1996 | 349  | 31.7 | 1956 | 264  | 26.4 |
| 1998 | 343  | 31.2 | 1922 | 262  | 26.2 |
| 2004 | 400  | 30.8 | 1974 | 278  | 25.3 |
| 2002 | 429  | 30.6 |      |      |      |



Lee Suggs



Carter Warley

# Tech in the NCAA Record Book

## Current Individual Record Holders

### GAME

**Most Yards on Interception Returns**  
Ashley Lee, 182 vs. Vanderbilt, 1983

**Highest Average Gain Per Interception**  
Ashley Lee, 91.0 vs. Vanderbilt, 1983

**Most Field Goals Made by a Freshman**  
Mickey Thomas, 6 vs. Vanderbilt, 1989


### SEASON

**Most Games Scoring a Touchdown**  
Lee Suggs, 14, 2002

**Highest Passing Efficiency by a Freshman**  
Michael Vick, 180.4, 1999

### CAREER

**Most Consecutive Games Scoring a Touchdown**  
Lee Suggs, 27, 2001-2003



Michael Vick

## Statistical Champions

### TEAM

#### Scoring Defense

1983 – 1. Virginia Tech, 8.3 ppg.  
1999 – 1. Virginia Tech, 10.5 ppg.

#### Total Defense

2005 – 1. Virginia Tech, 247.6 ypg.

#### Scoring Offense

1999 – 1. Virginia Tech, 41.4 ppg.

#### Passing

1972 – 1. Virginia Tech, 304.4 ypg.

#### Rushing Defense

1982 – 1. Virginia Tech, 49.5 ypg.  
1983 – 1. Virginia Tech, 69.4 ypg.  
1995 – 1. Virginia Tech, 77.4 ypg.

#### Punt Return Yards

2000 – 1. Virginia Tech, 18.23

### Interceptions

2002 – 1. Virginia Tech, 24

### INDIVIDUAL

#### Total Offense

1972 – 1. Don Strock, 288.2 ypg.

#### Passing

1972 – 1. Don Strock, 3,243 yds.

#### Scoring

2000 – 1. Lee Suggs, 15.27 ppg.

#### Field Goals

1986 – 1. Chris Kinzer, 2.0 pg.


#### Punt Returns

1991 – 1. Bo Campbell, 18.2 ypg.

#### Passing Efficiency

1999 – 1. Michael Vick, 180.4

# Rushing



Shyrone Stith



Cyrus Lawrence



Mike Imoh

Lee Suggs

## Year-by-Year Rushing Leaders

| Year | Player           | Carries | Net Yds. | TDs |
|------|------------------|---------|----------|-----|
| 1952 | Don Welsh        | 102     | 392      | 2   |
| 1953 | Dickie Beard     | 60      | 349      | 1   |
| 1954 | Dickie Beard     | 128     | 647      | 2   |
| 1955 | Dickie Beard     | 92      | 382      | 2   |
| 1956 | Bobby Wolfenden  | 74      | 459      | 4   |
| 1957 | Corbin Bailey    | 89      | 366      | 0   |
| 1958 | Pat Henry        | 78      | 375      | 5   |
| 1959 | Alger Pugh       | 112     | 615      | 6   |
| 1960 | Warren Price     | 98      | 350      | 5   |
| 1961 | Warren Price     | 93      | 356      | 3   |
| 1962 | Gerald Bobbitte  | 95      | 312      | 3   |
| 1963 | Bob Schweickert  | 155     | 839      | 7   |
| 1964 | Sonny Utz        | 175     | 777      | 10  |
| 1965 | Bobby Owens      | 146     | 526      | 7   |
| 1966 | Tommy Francisco  | 203     | 753      | 13  |
| 1967 | Terry Smoot      | 68      | 356      | 4   |
| 1968 | Terry Smoot      | 196     | 820      | 8   |
| 1969 | Terry Smoot      | 246     | 940      | 11  |
| 1970 | Perry Tiberio    | 184     | 764      | 8   |
| 1971 | James Barber     | 93      | 501      | 9   |
| 1972 | James Barber     | 186     | 624      | 13  |
| 1973 | Phil Rogers      | 175     | 1036     | 1   |
| 1974 | Phil Rogers      | 153     | 663      | 7   |
| 1975 | Roscoe Coles     | 194     | 1045     | 10  |
| 1976 | Roscoe Coles     | 209     | 1119     | 9   |
| 1977 | Roscoe Coles     | 158     | 672      | 4   |
| 1978 | Kenny Lewis      | 184     | 1020     | 10  |
| 1979 | Cyrus Lawrence   | 177     | 791      | 9   |
| 1980 | Cyrus Lawrence   | 271     | 1221     | 8   |
| 1981 | Cyrus Lawrence   | 325     | 1403     | 8   |
| 1982 | Billy Hite       | 145     | 622      | 3   |
| 1983 | Otis Copeland    | 158     | 709      | 7   |
| 1984 | Maurice Williams | 149     | 574      | 6   |
| 1985 | Maurice Williams | 167     | 936      | 9   |
| 1986 | Maurice Williams | 166     | 1029     | 6   |
| 1987 | Jon Jeffries     | 125     | 599      | 3   |
| 1988 | Ralph Brown      | 140     | 514      | 4   |
| 1989 | Vaughn Hebron    | 134     | 584      | 1   |
| 1990 | Vaughn Hebron    | 133     | 640      | 3   |
| 1991 | Tony Kennedy     | 143     | 684      | 10  |
| 1992 | Vaughn Hebron    | 105     | 579      | 5   |
| 1993 | Dwayne Thomas    | 214     | 1130     | 11  |
| 1994 | Dwayne Thomas    | 142     | 655      | 5   |
| 1995 | Dwayne Thomas    | 167     | 673      | 7   |
| 1996 | Ken Oxendine     | 150     | 890      | 13  |
| 1997 | Ken Oxendine     | 237     | 904      | 8   |
| 1998 | Lamont Pegues    | 178     | 745      | 7   |
| 1999 | Shyrone Stith    | 226     | 1119     | 13  |
| 2000 | Lee Suggs        | 222     | 1207     | 27  |
| 2001 | Kevin Jones      | 175     | 957      | 5   |
| 2002 | Lee Suggs        | 257     | 1325     | 22  |
| 2003 | Kevin Jones      | 281     | 1647     | 21  |
| 2004 | Mike Imoh        | 158     | 720      | 6   |
| 2005 | Cedric Humes     | 162     | 752      | 11  |

## Individual Rushing

|  |      |    |                                |         |
|--|------|----|--------------------------------|---------|
| <b>Most Rushes</b>                     |      |    |                                |         |
| Game                                   | 42   | tb | Cyrus Lawrence vs. Memphis St. | 1981    |
| Season                                 | 325  | tb | Cyrus Lawrence                 | 1981    |
| Career                                 | 843  | tb | Cyrus Lawrence                 | 1979-82 |
| <b>Most Net Yards</b>                  |      |    |                                |         |
| Game                                   | 243  | tb | Mike Imoh vs. North Carolina   | 2004    |
| Season                                 | 1647 | tb | Kevin Jones                    | 2003    |
| Career                                 | 3767 | tb | Cyrus Lawrence                 | 1979-82 |
| <b>Most Touchdowns Scored Rushing</b>  |      |    |                                |         |
| Game                                   | 6    | tb | Tommy Francisco vs. VMI        | 1966    |
| Season                                 | 27   | tb | Lee Suggs                      | 2000    |
| Career                                 | 53   | tb | Lee Suggs                      | 1999-02 |
| <b>Highest Yards-Per-Carry Average</b> |      |    |                                |         |
| Season                                 | 6.3  | tb | André Kendrick                 | 1999    |
|  |      |    | (min. 100 carries)             |         |
| Career                                 | 5.62 | tb | Kevin Jones                    | 2001-03 |
|  |      |    | (min. 300 carries)             |         |

## Team Rushing

|  |         |     |                 |      |
|--|---------|-----|-----------------|------|
| <b>Rushing Attempts</b>                |         |     |                 |      |
| Game                                   | Most:   | 87  | vs. Wake Forest | 1975 |
|  | Fewest: | 17  | vs. Virginia    | 1994 |
| Season                                 | Most:   | 728 |                 | 1975 |
| <b>Most Net Yards Gained Rushing</b>   |         |     |                 |      |
| Game                                   | 500     | vs. | Pittsburgh      | 1993 |
| Season                                 | 3076    |     |                 | 1975 |
| <b>Most Touchdowns Scored Rushing</b>  |         |     |                 |      |
| Game                                   | 8       | vs. | Akron           | 1995 |
| Season                                 | 46      |     |                 | 2000 |
| <b>Highest Yards-Per-Carry Average</b> |         |     |                 |      |
| Season                                 | 5.28    |     |                 | 2003 |
| <b>Most First Downs Rushing</b>        |         |     |                 |      |
| Game                                   | 25      | vs. | South Carolina  | 1974 |
| Season                                 | 171     |     |                 | 1970 |



Kevin Jones

## 100-Yard Rushing Games

| No. | Pos.  | Player                     | Best                         | Year        |
|-----|-------|----------------------------|------------------------------|-------------|
| 16  | tb    | Cyrus Lawrence.....        | 202 vs. Virginia.....        | 1981        |
| 15  | tb    | Kevin Jones.....           | 241 vs. Pittsburgh.....      | 2003        |
| 14  | rb    | Roscoe Coles.....          | 214 vs. Tulsa.....           | 1976        |
| 11  | tb    | Eddie Hunter.....          | 160 vs. VMI.....             | 1984        |
| 11  | tb    | Ken Oxendine.....          | 163 vs. Temple.....          | 1996        |
| 11  | tb    | Lee Suggs.....             | 197 vs. Rutgers.....         | 2002        |
| 10  | tb    | Kenny Lewis.....           | 223 vs. VMI.....             | 1978        |
| 9   | rb-qb | Phil Rogers.....           | 168 vs. Houston.....         | 1975        |
| 8   | tb    | Terry Smoot.....           | 171 vs. VMI.....             | 1969        |
| 8   | tb    | Maurice Williams.....      | 190 vs. Louisville.....      | 1985        |
| 8   | tb    | Shyrone Stith.....         | 162 vs. Clemson.....         | 1999        |
| 7   | hb    | James Barber.....          | 164 vs. SMU.....             | 1973        |
| 7   | tb    | Vaughn Hebron.....         | 165 vs. Bowling Green.....   | 1990        |
| 7   | tb    | Dwayne Thomas.....         | 172 vs. Rutgers.....         | 1994        |
| 6   | qb    | Bob Schweickert.....       | 204 vs. Richmond.....        | 1963        |
| 6   | fb    | Mickey Fitzgerald.....     | 144 vs. West Virginia.....   | 1977        |
| 5   | tb    | Cedric Humes.....          | 134 vs. North Carolina.....  | 2005        |
| 4   | fb    | Sonny Utz.....             | 146 vs. Tampa.....           | 1964        |
| 4   | tb    | Jon Jeffries.....          | 160 vs. Cincinnati.....      | 1987        |
| 4   | tb    | Tony Kennedy.....          | 133 vs. East Carolina.....   | 1991        |
| 4   | tb    | Lamont Pegues.....         | 166 vs. Temple.....          | 1998        |
| 4   | qb    | Michael Vick.....          | 210 vs. Boston College.....  | 2000        |
| 3   | tb    | Mike Imoh.....             | 243 vs. North Carolina.....  | 2004        |
| 3   | tb    | Perry Tiberio.....         | 170 vs. Duke.....            | 1969        |
| 3   | tb    | Tommy Francisco.....       | 133 vs. Wake Forest.....     | 1965        |
| 3   | tb    | <b>Branden Ore.....</b>    | <b>146 vs. Marshall.....</b> | <b>2005</b> |
| 2   | hb    | Alger Pugh.....            | 129 vs. Wake Forest.....     | 1959        |
| 2   | fb    | Ken Edwards.....           | 197 vs. Florida St.....      | 1968        |
| 2   | fb    | Paul Adams.....            | 113 vs. Virginia.....        | 1975        |
| 2   | tb    | Johnnie Edmonds.....       | 115 vs. Rhode Island.....    | 1980        |
| 2   | tb    | Otis Copeland.....         | 132 vs. Wake Forest.....     | 1983        |
| 2   | tb    | Desmar Becton.....         | 129 vs. William & Mary.....  | 1983        |
| 2   | tb    | Ralph Brown.....           | 125 vs. Cincinnati.....      | 1988        |
| 2   | qb    | Al Clark.....              | 120 vs. Akron.....           | 1995        |
| 2   | fb-tb | Marcus Parker.....         | 117 vs. East Carolina.....   | 1996        |
| 2   | tb    | Keith Burnell.....         | 111 vs. Boston College.....  | 2001        |
| 2   | qb    | Bryan Randall.....         | 132 vs. Miami.....           | 2002        |
| 1   | hb    | Dickie Longerbeam.....     | 164 vs. Virginia.....        | 1965        |
| 1   | qb    | Bobby Owens.....           | 158 vs. VMI.....             | 1965        |
| 1   | qb    | Tommy Stafford.....        | 105 vs. Tulane.....          | 1966        |
| 1   | fb    | George Constantinides..... | 117 vs. Richmond.....        | 1967        |
| 1   | tb    | Rich Matijevich.....       | 119 vs. William & Mary.....  | 1969        |
| 1   | fb    | George Heath.....          | 104 vs. South Carolina.....  | 1974        |
| 1   | qb    | David Lamie.....           | 121 vs. William & Mary.....  | 1977        |
| 1   | qb    | Steve Casey.....           | 101 vs. West Virginia.....   | 1978        |
| 1   | qb    | Mark Cox.....              | 125 vs. VMI.....             | 1983        |
| 1   | fb    | Earnie Jones.....          | 116 vs. Vanderbilt.....      | 1985        |
| 1   | fb    | Phil Bryant.....           | 120 vs. Akron.....           | 1991        |
| 1   | tb    | Tommy Edwards.....         | 144 vs. Maryland.....        | 1993        |
| 1   | tb    | André Kendrick.....        | 162 vs. Pittsburgh.....      | 1999        |
| 1   | qb    | Marcus Vick.....           | 133 vs. Maryland.....        | 2005        |

### Two 100-plus performances in same game:

|  |             |
|--|-------------|
| Schweickert (204) & Utz (132) vs. Richmond.....            | 1963        |
| Smoot (147) & Matijevich (119) vs. Wm. & Mary.....         | 1969        |
| Tiberio (170) & Edwards (105) vs. Duke.....                | 1969        |
| Barber (138) & Rogers (136) vs. Virginia.....              | 1973        |
| Rogers (155) & Barber (124) vs. Florida State.....         | 1973        |
| Coles (135) & Rogers (128) vs. Auburn.....                 | 1975        |
| Adams (113) & Coles (104) vs. Virginia.....                | 1975        |
| Rogers (143) & Adams (109) vs. VMI.....                    | 1975        |
| Lewis (120) & Fitzgerald (112) vs. Wake Forest.....        | 1978        |
| Lewis (161) & Fitzgerald (115) vs. Appalachian St.....     | 1979        |
| Lewis (108) & Lawrence (103) vs. Wm. & Mary.....           | 1979        |
| Lawrence (169) & Edmonds (105) vs. James Madison.....      | 1980        |
| Hunter (160) & Becton (114) vs. VMI.....                   | 1984        |
| Williams (165) & Hunter (159) vs. Wm. & Mary.....          | 1985        |
| E. Jones (116) & Williams (102) vs. Vanderbilt.....        | 1985        |
| Williams (159) & Hunter (125) vs. Syracuse.....            | 1986        |
| Williams (143) & Hunter (130) vs. Virginia.....            | 1986        |
| Williams (149) & Hunter (139) vs. Richmond.....            | 1986        |
| Hebron (135) & Kennedy (114) vs. East Carolina.....        | 1989        |
| Bryant (120) & Kennedy (114) vs. Akron.....                | 1991        |
| Oxendine (135) & Clark (120) vs. Akron.....                | 1995        |
| Clark (118) & Parker (101) vs. Rutgers.....                | 1997        |
| Pegues (166) & Stith (117) vs. Temple.....                 | 1998        |
| Vick (210) & Suggs (145) vs. Boston College.....           | 2000        |
| K. Jones (174) & Suggs (153) vs. Marshall.....             | 2002        |
| Suggs (154) & K. Jones (144) vs. Boston College.....       | 2002        |
| Suggs (197) & K. Jones (132) vs. Rutgers.....              | 2002        |
| <b>Ore (115) &amp; Humes (113) vs. Virginia.....</b>       | <b>2005</b> |
| <b>Humes (134) &amp; Ore (104) vs. North Carolina.....</b> | <b>2005</b> |

### Three 100-plus performances in same game:

Rogers (120), Coles (111) & Heath (104) vs. South Carolina ... 1974

### Most in single season:

9 by Kevin Jones.....2003

### Seasons with no 100-plus performances:

1957, '58, '60, '61, '72

## Single-Season 1,000-Yard Rushers

| Name                  | Year | Carries | Yards |
|-----------------------|------|---------|-------|
| Kevin Jones.....      | 2003 | 281     | 1647  |
| Cyrus Lawrence.....   | 1981 | 325     | 1403  |
| Lee Suggs.....        | 2002 | 257     | 1325  |
| Cyrus Lawrence.....   | 1980 | 271     | 1221  |
| Lee Suggs.....        | 2000 | 222     | 1207  |
| Dwayne Thomas.....    | 1993 | 214     | 1130  |
| Roscoe Coles.....     | 1976 | 209     | 1119  |
| Shyrone Stith.....    | 1999 | 226     | 1119  |
| Roscoe Coles.....     | 1975 | 194     | 1045  |
| Phil Rogers.....      | 1973 | 175     | 1036  |
| Maurice Williams..... | 1986 | 166     | 1029  |
| Kenny Lewis.....      | 1978 | 184     | 1020  |

## Career Rushing Leaders

| Pos.  | Name                   | Yrs. Played  | Carries  | Tot. Yds. |
|-------|------------------------|--------------|----------|-----------|
| tb    | Cyrus Lawrence.....    | 1979-82..... | 843..... | 3767      |
| tb    | Kevin Jones.....       | 2001-03..... | 616..... | 3475      |
| rb    | Roscoe Coles.....      | 1974-77..... | 656..... | 3459      |
| tb    | Maurice Williams.....  | 1983-86..... | 550..... | 2981      |
| tb    | Lee Suggs.....         | 1999-02..... | 535..... | 2767      |
| tb    | Dwayne Thomas.....     | 1992-95..... | 576..... | 2696      |
| tb    | Ken Oxendine.....      | 1994-97..... | 526..... | 2645      |
| tb    | Eddie Hunter.....      | 1983-86..... | 466..... | 2523      |
| rb-qb | Phil Rogers.....       | 1973-75..... | 528..... | 2461      |
| tb    | Vaughn Hebron.....     | 1989-92..... | 481..... | 2327      |
| tb    | Shyrone Stith.....     | 1996-99..... | 448..... | 2292      |
| tb    | Tony Kennedy.....      | 1989-92..... | 535..... | 2259      |
| tb    | Terry Smoot.....       | 1967-69..... | 510..... | 2116      |
| rb    | James Barber.....      | 1971-73..... | 454..... | 2052      |
| fb    | Paul Adams.....        | 1972-76..... | 470..... | 1984      |
| tb    | Kenny Lewis.....       | 1976-79..... | 358..... | 1928      |
| tb    | Cedric Humes.....      | 2002-05..... | 373..... | 1805      |
| qb    | Bob Schweickert.....   | 1962-64..... | 337..... | 1723      |
| fb    | Sonny Utz.....         | 1962-64..... | 375..... | 1605      |
| tb    | Tommy Francisco.....   | 1964-66..... | 366..... | 1555      |
| qb    | Bryan Randall.....     | 2001-04..... | 409..... | 1526      |
| fb    | Mickey Fitzgerald..... | 1976-79..... | 303..... | 1449      |
| hb    | Dickie Beard.....      | 1953-55..... | 280..... | 1378      |
| tb    | André Kendrick.....    | 1997-00..... | 240..... | 1317      |

# Passing

## Individual Passing

### Most Passes Attempted

|        |     |                        |         |
|--------|-----|------------------------|---------|
| Game   | 53  | Don Strock vs. Houston | 1972    |
| Season | 427 | Don Strock             | 1972    |
| Career | 920 | Will Furrer            | 1988-91 |

### Most Passes Completed

|        |     |                        |         |
|--------|-----|------------------------|---------|
| Game   | 34  | Don Strock vs. Houston | 1972    |
| Season | 228 | Don Strock             | 1972    |
| Career | 494 | Will Furrer            | 1988-91 |

### Most Yards Gained Passing

|        |      |                        |         |
|--------|------|------------------------|---------|
| Game   | 527  | Don Strock vs. Houston | 1972    |
| Season | 3243 | Don Strock             | 1972    |
| Career | 6508 | Bryan Randall          | 2001-04 |

### Most Touchdown Passes Thrown

|        |    |                            |         |
|--------|----|----------------------------|---------|
| Game   | 5  | Bryan Randall vs. Syracuse | 2002    |
| Season | 22 | Maurice DeShazo            | 1993    |
| Career | 48 | Bryan Randall              | 2001-04 |

### Most Interceptions Thrown

|        |    |                              |         |
|--------|----|------------------------------|---------|
| Game   | 5  | Don Strock vs. Kentucky      | 1971    |
|        |    | Steve Casey vs. Duke         | 1981    |
|        |    | Will Furrer vs. N.C. State   | 1991    |
|        |    | Maurice DeShazo vs. Virginia | 1994    |
| Season | 27 | Don Strock                   | 1972    |
| Career | 47 | Don Strock                   | 1970-72 |

### Highest Yards-Per-Game Average

|        |       |            |         |
|--------|-------|------------|---------|
| Season | 294.8 | Don Strock | 1972    |
| Career | 207.2 | Don Strock | 1970-72 |

### Highest Yards-Per-Completion Average

|        |      |                 |                                   |
|--------|------|-----------------|-----------------------------------|
| Season | 20.4 | Michael Vick    | 1999                              |
| Career | 14.4 | Maurice DeShazo | 1991-94<br>(min. 200 completions) |

### Highest Yards-Per-Attempt Average

|                     |      |              |                                |
|---------------------|------|--------------|--------------------------------|
| Season              | 12.1 | Michael Vick | 1999                           |
| (min. 150 attempts) |      |              |                                |
| Career              | 9.82 | Michael Vick | 1999-00<br>(min. 200 attempts) |

### Highest Completion Percentage

|                     |      |               |                                 |
|---------------------|------|---------------|---------------------------------|
| Season              | .637 | Bryan Randall | 2002                            |
| (min. 150 attempts) |      |               |                                 |
| Career              | .598 | Marcus Vick   | 2003, 05<br>(min. 300 attempts) |
|                     | .588 | Bryan Randall | 2001-04<br>(min. 500 attempts)  |

## Team Passing

### Most Passes Attempted

|        |     |             |      |
|--------|-----|-------------|------|
| Game   | 53  | vs. Houston | 1972 |
| Season | 440 |             | 1972 |

### Most Passes Completed

|        |     |             |      |
|--------|-----|-------------|------|
| Game   | 34  | vs. Houston | 1972 |
| Season | 233 |             | 1972 |

### Most Yards Gained Passing

|        |      |             |      |
|--------|------|-------------|------|
| Game   | 527  | vs. Houston | 1972 |
| Season | 3348 |             | 1972 |

### Most Touchdown Passes Thrown

|        |    |              |             |
|--------|----|--------------|-------------|
| Game   | 5  | vs. Temple   | 1993        |
|        |    | vs. Syracuse | 2002        |
| Season | 24 |              | 1993 & 2004 |

### Most Interceptions Thrown

|        |    |                   |      |
|--------|----|-------------------|------|
| Game   | 7  | vs. Florida State | 1959 |
| Season | 28 |                   | 1972 |

### Highest Yards-Per-Game Average

|        |       |  |      |
|--------|-------|--|------|
| Season | 304.4 |  | 1972 |
|--------|-------|--|------|

### Highest Yards-Per-Completion Average

|        |      |  |                                |
|--------|------|--|--------------------------------|
| Season | 18.6 |  | 1999<br>(min. 100 completions) |
|--------|------|--|--------------------------------|

### Highest Yards-Per-Attempt Average

|        |     |  |                             |
|--------|-----|--|-----------------------------|
| Season | 8.9 |  | 1993<br>(min. 200 attempts) |
|--------|-----|--|-----------------------------|

### Highest Completion Percentage

|        |      |  |                             |
|--------|------|--|-----------------------------|
| Season | .618 |  | 2002<br>(min. 200 attempts) |
|--------|------|--|-----------------------------|

### Most First Downs Passing

|        |     |             |      |
|--------|-----|-------------|------|
| Game   | 22  | vs. Houston | 1972 |
| Season | 152 |             | 1972 |

## Year-by-Year Passing Leaders

| Year | Player            | Comp-Att | Yds. | TDs | Int. |
|------|-------------------|----------|------|-----|------|
| 1952 | Johnny Dean       | 62-136   | 878  | 2   | 17   |
| 1953 | Johnny Dean       | 26-62    | 314  | 0   | 6    |
| 1954 | Billy Cranwell    | 18-37    | 316  | 7   | 6    |
| 1955 | Billy Cranwell    | 25-54    | 458  | 4   | 5    |
| 1956 | Jimmy Lugar       | 32-76    | 556  | 6   | 8    |
| 1957 | Billy Cranwell    | 36-57    | 391  | 0   | 2    |
| 1958 | Billy Holsclaw    | 70-127   | 1013 | 9   | 7    |
| 1959 | Frank Eastman     | 32-68    | 548  | 10  | 8    |
| 1960 | Warren Price      | 29-73    | 386  | 7   | 7    |
| 1961 | Warren Price      | 37-93    | 381  | 5   | 5    |
| 1962 | Pete Cartwright   | 26-60    | 266  | 3   | 3    |
| 1963 | Bob Schweickert   | 62-116   | 687  | 6   | 8    |
| 1964 | Bob Schweickert   | 52-109   | 833  | 9   | 3    |
| 1965 | Bobby Owens       | 68-122   | 891  | 6   | 7    |
| 1966 | Tommy Stafford    | 53-113   | 610  | 5   | 5    |
| 1967 | Al Kincaid        | 64-132   | 556  | 3   | 6    |
| 1968 | Al Kincaid        | 47-97    | 537  | 2   | 5    |
| 1969 | Bob German        | 51-105   | 743  | 2   | 8    |
| 1970 | Gil Schwabe       | 61-126   | 815  | 5   | 7    |
| 1971 | Don Strock        | 195-356  | 2577 | 12  | 19   |
| 1972 | Don Strock        | 228-427  | 3243 | 16  | 27   |
| 1973 | Rick Popp         | 70-131   | 784  | 7   | 9    |
| 1974 | Bruce Arians      | 53-118   | 952  | 3   | 7    |
| 1975 | Phil Rogers       | 25-53    | 379  | 3   | 3    |
| 1976 | Mitchael Barnes   | 39-72    | 589  | 5   | 2    |
| 1977 | David Lamie       | 43-107   | 752  | 0   | 10   |
| 1978 | Steve Casey       | 61-118   | 678  | 2   | 4    |
| 1979 | Steve Casey       | 105-190  | 1419 | 10  | 13   |
| 1980 | Steve Casey       | 97-176   | 1119 | 13  | 14   |
| 1981 | Steve Casey       | 79-163   | 1083 | 4   | 9    |
| 1982 | Todd Greenwood    | 82-148   | 987  | 6   | 7    |
| 1983 | Mark Cox          | 86-156   | 1188 | 9   | 7    |
| 1984 | Mark Cox          | 86-164   | 983  | 5   | 8    |
| 1985 | Todd Greenwood    | 85-169   | 919  | 7   | 9    |
| 1986 | Erik Chapman      | 113-222  | 1627 | 10  | 6    |
| 1987 | Erik Chapman      | 119-231  | 1340 | 10  | 14   |
| 1988 | Will Furrer       | 128-279  | 1384 | 6   | 16   |
| 1989 | Will Furrer       | 45-88    | 589  | 3   | 3    |
| 1990 | Will Furrer       | 173-296  | 2122 | 19  | 11   |
| 1991 | Will Furrer       | 148-257  | 1820 | 15  | 16   |
| 1992 | Maurice DeShazo   | 101-215  | 1504 | 12  | 11   |
| 1993 | Maurice DeShazo   | 129-230  | 2080 | 22  | 7    |
| 1994 | Maurice DeShazo   | 164-296  | 2110 | 13  | 13   |
| 1995 | Jim Druckenmiller | 151-294  | 2103 | 14  | 11   |
| 1996 | Jim Druckenmiller | 142-250  | 2071 | 17  | 5    |
| 1997 | Al Clark          | 110-192  | 1476 | 10  | 3    |
| 1998 | Al Clark          | 72-148   | 1050 | 9   | 5    |
| 1999 | Michael Vick      | 90-152   | 1840 | 12  | 5    |
| 2000 | Michael Vick      | 87-161   | 1234 | 8   | 6    |
| 2001 | Grant Noel        | 146-254  | 1826 | 16  | 11   |
| 2002 | Bryan Randall     | 158-248  | 2134 | 12  | 11   |
| 2003 | Bryan Randall     | 150-245  | 1996 | 15  | 10   |
| 2004 | Bryan Randall     | 170-306  | 2264 | 21  | 9    |
| 2005 | Marcus Vick       | 177-289  | 2393 | 17  | 10   |

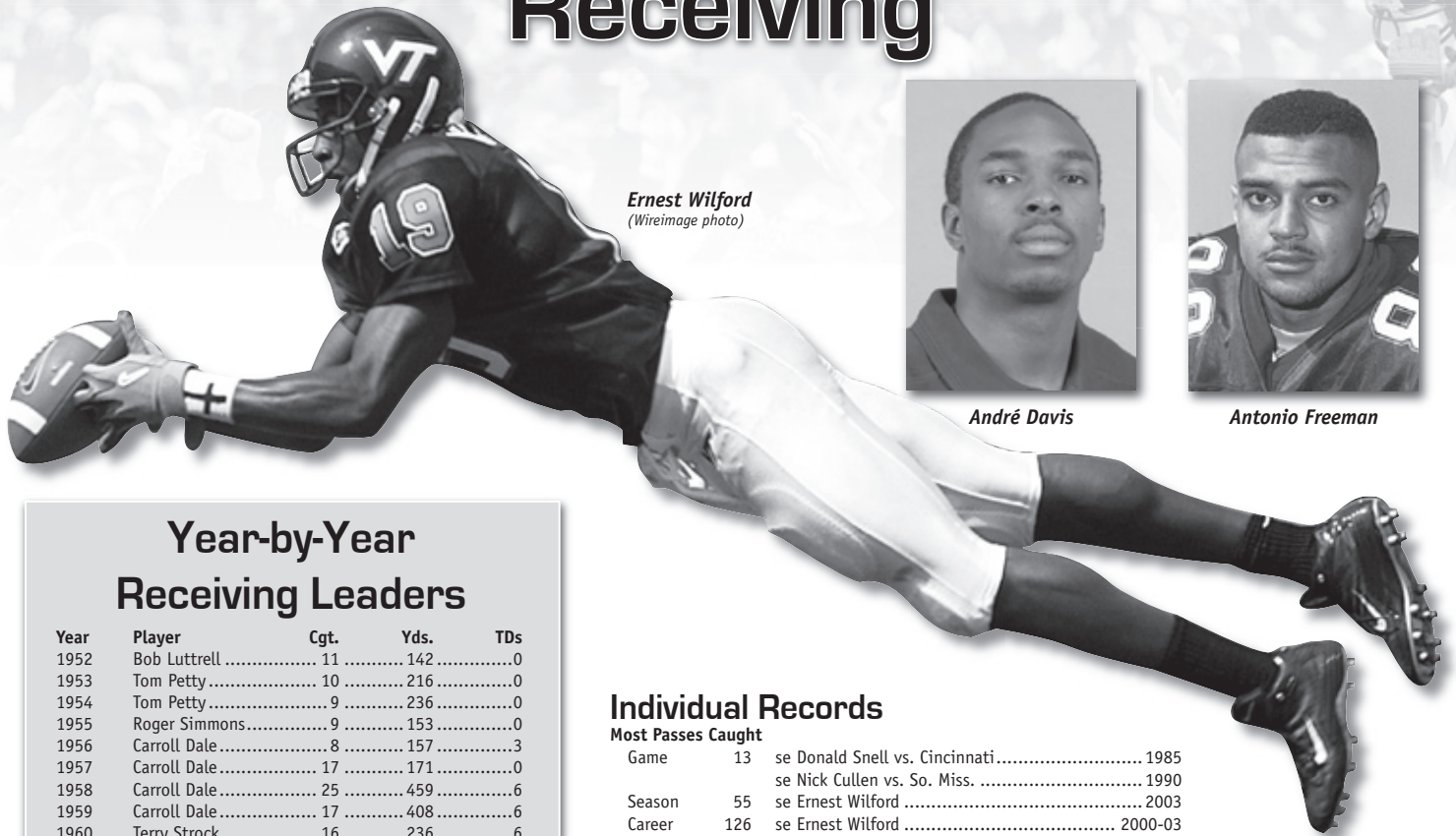
Bryan Randall




## Career Passing Leaders

| Name              | Yrs. Played | Comp-Att | TDs | Tot. Yds. |
|-------------------|-------------|----------|-----|-----------|
| Bryan Randall     | 2001-04     | 490-833  | 48  | 6508      |
| Don Strock        | 1970-72     | 440-829  | 29  | 6009      |
| Will Furrer       | 1988-91     | 494-920  | 43  | 5915      |
| Maurice DeShazo   | 1991-94     | 397-745  | 47  | 5720      |
| Jim Druckenmiller | 1993-96     | 313-582  | 34  | 4383      |
| Steve Casey       | 1978-81     | 342-647  | 29  | 4299      |
| Mark Cox          | 1981-85     | 281-518  | 22  | 3526      |
| Michael Vick      | 1999-00     | 177-313  | 20  | 3074      |
| Erik Chapman      | 1985-87     | 234-458  | 20  | 2996      |
| Marcus Vick       | 2003,05     | 207-346  | 19  | 2868      |
| Todd Greenwood    | 1982-85     | 234-443  | 16  | 2721      |
| Al Clark          | 1995-98     | 193-361  | 19  | 2622      |
| Grant Noel        | 1999-02     | 158-284  | 18  | 1971      |
| Bob Schweickert   | 1962-64     | 133-266  | 18  | 1725      |
| David Lamie       | 1975-78     | 79-190   | 4   | 1327      |
| Bruce Arians      | 1972-74     | 78-174   | 6   | 1270      |
| Billy Holsclaw    | 1956-58     | 87-169   | 11  | 1262      |


# Receiving



**Ernest Wilford**  
(Wireimage photo)



**André Davis**



**Antonio Freeman**

## Year-by-Year Receiving Leaders

| Year | Player           | Cgt. | Yds. | TDs |
|------|------------------|------|------|-----|
| 1952 | Bob Luttrell     | 11   | 142  | 0   |
| 1953 | Tom Petty        | 10   | 216  | 0   |
| 1954 | Tom Petty        | 9    | 236  | 0   |
| 1955 | Roger Simmons    | 9    | 153  | 0   |
| 1956 | Carroll Dale     | 8    | 157  | 3   |
| 1957 | Carroll Dale     | 17   | 171  | 0   |
| 1958 | Carroll Dale     | 25   | 459  | 6   |
| 1959 | Carroll Dale     | 17   | 408  | 6   |
| 1960 | Terry Strock     | 16   | 236  | 6   |
| 1961 | Terry Strock     | 10   | 68   | 1   |
| 1962 | Tommy Marvin     | 11   | 137  | 1   |
| 1963 | Tommy Marvin     | 28   | 303  | 1   |
| 1964 | Tommy Marvin     | 21   | 330  | 3   |
| 1965 | Gene Fisher      | 30   | 387  | 2   |
| 1966 | Ken Barefoot     | 22   | 267  | 4   |
| 1967 | Ken Barefoot     | 26   | 225  | 2   |
| 1968 | Danny Cupp       | 21   | 323  | 1   |
| 1969 | Terry Smoot      | 18   | 161  | 1   |
| 1970 | Jimmy Quinn      | 30   | 481  | 1   |
| 1971 | Mike Burnop      | 46   | 558  | 2   |
| 1972 | Ricky Scales     | 43   | 826  | 7   |
| 1973 | Ricky Scales     | 36   | 772  | 7   |
| 1974 | Ricky Scales     | 34   | 674  | 4   |
| 1975 | Steve Galloway   | 18   | 378  | 4   |
| 1976 | Moses Foster     | 20   | 429  | 5   |
| 1977 | Ellis Savage     | 23   | 416  | 0   |
| 1978 | Dennis Scott     | 21   | 300  | 1   |
| 1979 | Sidney Snell     | 43   | 706  | 7   |
| 1980 | Sidney Snell     | 43   | 568  | 8   |
| 1981 | Mike Giacolone   | 28   | 514  | 7   |
| 1982 | Mike Giacolone   | 37   | 405  | 2   |
| 1983 | Mike Shaw        | 23   | 357  | 2   |
| 1984 | Joe Jones        | 39   | 452  | 1   |
| 1985 | Donald Snell     | 31   | 369  | 0   |
| 1986 | Donald Snell     | 34   | 661  | 6   |
| 1987 | Steve Johnson    | 38   | 475  | 3   |
| 1988 | Myron Richardson | 36   | 583  | 1   |
| 1989 | Myron Richardson | 27   | 450  | 4   |
| 1990 | Marcus Mickel    | 38   | 409  | 0   |
| 1991 | Bo Campbell      | 29   | 494  | 7   |
| 1992 | Antonio Freeman  | 32   | 703  | 6   |
| 1993 | Antonio Freeman  | 32   | 644  | 9   |
| 1994 | Antonio Freeman  | 38   | 586  | 5   |
| 1995 | Bryan Still      | 32   | 628  | 3   |
| 1996 | Shawn Scales     | 30   | 510  | 4   |
| 1997 | Marcus Parker    | 20   | 212  | 0   |
| 1998 | Ricky Hall       | 37   | 650  | 8   |
| 1999 | André Davis      | 35   | 962  | 9   |
| 2000 | Emmett Johnson   | 34   | 574  | 3   |
| 2001 | André Davis      | 39   | 623  | 7   |
| 2002 | Ernest Wilford   | 51   | 925  | 7   |
| 2003 | Ernest Wilford   | 55   | 886  | 3   |
| 2004 | Eddie Royal      | 28   | 470  | 3   |
| 2005 | David Clowney    | 34   | 619  | 3   |

## Individual Records

### Most Passes Caught

|        |     |                                |         |
|--------|-----|--------------------------------|---------|
| Game   | 13  | se Donald Snell vs. Cincinnati | 1985    |
|        |     | se Nick Cullen vs. So. Miss.   | 1990    |
| Season | 55  | se Ernest Wilford              | 2003    |
| Career | 126 | se Ernest Wilford              | 2000-03 |

### Most Yards Gained by Receiving

|        |      |                                |         |
|--------|------|--------------------------------|---------|
| Game   | 279  | se Ernest Wilford vs. Syracuse | 2002    |
| Season | 962  | fl André Davis                 | 1999    |
| Career | 2272 | wr Ricky Scales                | 1972-74 |

### Most Touchdown Receptions

|        |    |                                |         |
|--------|----|--------------------------------|---------|
| Game   | 4  | se Ernest Wilford vs. Syracuse | 2002    |
| Season | 9  | se Antonio Freeman             | 1993    |
|        |    | fl André Davis                 | 1999    |
| Career | 22 | se Antonio Freeman             | 1991-94 |

### Best Average Per Catch

|                   |      |                 |         |
|-------------------|------|-----------------|---------|
| Season            | 27.5 | fl André Davis  | 1999    |
| (min. 20 catches) |      |                 |         |
| Career            | 20.1 | wr Ricky Scales | 1972-74 |



**Ricky Scales**

## Career Receiving Leaders

| Pos.  | Name             | Yrs. Played | Cgt. | TDs | Yds. |
|-------|------------------|-------------|------|-----|------|
| se    | Ernest Wilford   | 2000-03     | 126  | 11  | 2052 |
| se    | Antonio Freeman  | 1991-94     | 121  | 22  | 2207 |
| wr    | Ricky Scales     | 1972-74     | 113  | 18  | 2272 |
| flk   | André Davis      | 1998-01     | 103  | 18  | 1986 |
| se    | Mike Giacolone   | 1979-82     | 103  | 10  | 1384 |
| se    | Myron Richardson | 1986-89     | 100  | 9   | 1541 |
| se    | Donald Snell     | 1983-86     | 92   | 7   | 1409 |
| te    | Mike Burnop      | 1970-72     | 90   | 5   | 1141 |
| wb    | Sidney Snell     | 1978-80     | 86   | 15  | 1274 |
| te    | Steve Johnson    | 1984-87     | 84   | 8   | 1058 |
| se    | Cornelius White  | 1993-96     | 78   | 7   | 1114 |
| flk   | Marcus Mickel    | 1988-91     | 77   | 1   | 868  |
| flk   | Bryan Still      | 1992-95     | 74   | 11  | 1458 |
| se-wb | Jimmy Quinn      | 1969-71     | 72   | 4   | 1262 |
| se    | Nick Cullen      | 1987-90     | 70   | 5   | 946  |
| wr    | Donnie Reel      | 1970-72     | 68   | 5   | 1260 |
| se    | Bo Campbell      | 1989-92     | 68   | 9   | 1145 |
| te    | Ken Barefoot     | 1965-67     | 68   | 8   | 752  |
| se    | Carroll Dale     | 1956-59     | 67   | 15  | 1195 |
| se    | Jermaine Holmes  | 1992-95     | 67   | 7   | 993  |
| se    | Ricky Hall       | 1998-99     | 62   | 11  | 1048 |
| flk   | Steve Sanders    | 1990-93     | 60   | 5   | 960  |
| te    | Mike Shaw        | 1980-83     | 60   | 7   | 904  |
| e     | Tommy Marvin     | 1962-64     | 60   | 5   | 770  |
| tb    | Vaughn Hebron    | 1989-92     | 60   | 4   | 596  |

# Total Offense

## Career Total Offense Leaders

| Pos.  | Name              | Yrs. Played | Plays | Tot. Yds. |
|-------|-------------------|-------------|-------|-----------|
| qb    | Bryan Randall     | 2001-04     | 1242  | 8034      |
| qb    | Maurice DeShazo   | 1991-94     | 1026  | 6105      |
| qb    | Don Strock        | 1970-72     | 974   | 5871      |
| qb    | Will Furrer       | 1988-91     | 1047  | 5782      |
| qb    | Steve Casey       | 1978-81     | 982   | 4987      |
| qb    | Jim Druckenmiller | 1993-96     | 725   | 4634      |
| qb    | Michael Vick      | 1999-00     | 525   | 4276      |
| tb    | Mark Cox          | 1981-85     | 754   | 3890      |
| tb    | Cyrus Lawrence    | 1979-82     | 844   | 3767      |
| tb    | Kevin Jones       | 2001-03     | 616   | 3475      |
| rb    | Roscoe Coles      | 1974-77     | 658   | 3458      |
| qb    | Bob Schweickert   | 1962-64     | 603   | 3448      |
| qb    | Marcus Vick       | 2003, 05    | 530   | 3350      |
| qb    | Al Clark          | 1995-98     | 547   | 3190      |
| rb-qb | Phil Rogers       | 1973-75     | 589   | 3025      |
| tb    | Maurice Williams  | 1983-86     | 550   | 2981      |
| qb    | Erik Chapman      | 1985-87     | 640   | 2828      |
| tb    | Lee Suggs         | 1999-02     | 535   | 2767      |
| tb    | Dwayne Thomas     | 1992-95     | 576   | 2696      |
| qb    | Todd Greenwood    | 1982-85     | 604   | 2669      |
| tb    | Ken Oxendine      | 1994-97     | 526   | 2645      |
| tb    | Eddie Hunter      | 1983-86     | 471   | 2550      |
| tb    | Tony Kennedy      | 1989-92     | 546   | 2336      |
| tb    | Vaughn Hebron     | 1989-92     | 481   | 2327      |
| tb    | Shyrone Stith     | 1996-99     | 448   | 2292      |
| tb    | Terry Smoot       | 1967-69     | 512   | 2148      |

## Individual Records

|                            |       |                                  |         |
|----------------------------|-------|----------------------------------|---------|
| <b>Most Plays</b>          |       |                                  |         |
| Game                       | 69    | qb Marcus Vick vs. Florida State | 2005    |
| Season                     | 480   | qb Don Strock                    | 1972    |
| Career                     | 1242  | qb Bryan Randall                 | 2001-04 |
| <b>Most Yards</b>          |       |                                  |         |
| Game                       | 516   | qb Don Strock vs. Houston        | 1972    |
| Season                     | 3170  | qb Don Strock                    | 1972    |
| Career                     | 8034  | qb Bryan Randall                 | 2001-04 |
| <b>Most Yards Per Game</b> |       |                                  |         |
| Season                     | 288.2 | qb Don Strock                    | 1972    |
| Career                     | 202.4 | qb Don Strock                    | 1970-72 |
| <b>Most Yards Per Play</b> |       |                                  |         |
| Season                     | 9.3   | qb Michael Vick                  | 1999    |
| Career                     | 8.14  | qb Michael Vick                  | 1999-00 |



Don Strock

## Team Records

|                            |       |                |      |
|----------------------------|-------|----------------|------|
| <b>Most Plays</b>          |       |                |      |
| Game                       | 98    | vs. Cincinnati | 1985 |
| Season                     | 931   |                | 2002 |
| <b>Most Yards</b>          |       |                |      |
| Game                       | 675   | vs. Pittsburgh | 1993 |
| Season                     | 5223  |                | 2003 |
| <b>Most Yards Per Game</b> |       |                |      |
| Season                     | 451.8 |                | 1999 |
| <b>Most Yards Per Play</b> |       |                |      |
| Season                     | 6.6   |                | 1999 |
| <b>First Downs</b>         |       |                |      |
| Game                       | 36    | vs. UCF        | 2003 |
| Season                     | 282   |                | 2005 |

## Year-by-Year Total Offense Leaders

| Year | Player            | Plays | Yds. |
|------|-------------------|-------|------|
| 1952 | Johnny Dean       | 208   | 914  |
| 1953 | Jack Williams     |       | 592  |
| 1954 | Dickie Beard      | 131   | 729  |
| 1955 | Billy Cranwell    | 120   | 593  |
| 1956 | Jimmy Lugar       | 156   | 865  |
| 1957 | Billy Cranwell    | 83    | 407  |
| 1958 | Billy Holsclaw    | 230   | 1227 |
| 1959 | Alger Pugh        | 146   | 859  |
| 1960 | Warren Price      | 171   | 736  |
| 1961 | Warren Price      | 186   | 737  |
| 1962 | Bob Schweickert   | 80    | 513  |
| 1963 | Bob Schweickert   | 271   | 1526 |
| 1964 | Bob Schweickert   | 240   | 1409 |
| 1965 | Bobby Owens       | 268   | 1417 |
| 1966 | Tommy Stafford    | 278   | 1193 |
| 1967 | Al Kincaid        | 251   | 765  |
| 1968 | Terry Smoot       | 197   | 852  |
| 1969 | Terry Smoot       | 246   | 940  |
| 1970 | Gil Schwabe       | 159   | 773  |
| 1971 | Don Strock        | 413   | 2404 |
| 1972 | Don Strock        | 480   | 3170 |
| 1973 | Phil Rogers       | 182   | 1221 |
| 1974 | Bruce Arians      | 225   | 1195 |
| 1975 | Phil Rogers       | 264   | 1141 |
| 1976 | Roscoe Coles      | 209   | 1119 |
| 1977 | David Lamie       | 229   | 1040 |
| 1978 | Kenny Lewis       | 184   | 1020 |
| 1979 | Steve Casey       | 295   | 1622 |
| 1980 | Steve Casey       | 248   | 1287 |
| 1981 | Cyrus Lawrence    | 325   | 1403 |
| 1982 | Todd Greenwood    | 227   | 941  |
| 1983 | Mark Cox          | 245   | 1403 |
| 1984 | Mark Cox          | 209   | 1057 |
| 1985 | Maurice Williams  | 167   | 936  |
| 1986 | Erik Chapman      | 308   | 1583 |
| 1987 | Erik Chapman      | 323   | 1246 |
| 1988 | Will Furrer       | 337   | 1297 |
| 1989 | Will Furrer       | 101   | 590  |
| 1990 | Will Furrer       | 329   | 2046 |
| 1991 | Will Furrer       | 280   | 1849 |
| 1992 | Maurice DeShazo   | 315   | 1710 |
| 1993 | Maurice DeShazo   | 313   | 2177 |
| 1994 | Maurice DeShazo   | 379   | 2081 |
| 1995 | Jim Druckenmiller | 355   | 2160 |
| 1996 | Jim Druckenmiller | 324   | 2276 |
| 1997 | Al Clark          | 287   | 1820 |
| 1998 | Al Clark          | 217   | 1118 |
| 1999 | Michael Vick      | 260   | 2425 |
| 2000 | Michael Vick      | 265   | 1851 |
| 2001 | Grant Noel        | 315   | 1812 |
| 2002 | Bryan Randall     | 419   | 2641 |
| 2003 | Bryan Randall     | 327   | 2400 |
| 2004 | Bryan Randall     | 442   | 2775 |
| 2005 | Marcus Vick       | 436   | 2773 |



Michael Vick



# Interceptions

## Individual Records

### Most Interceptions

|        |    |   |         |
|--------|----|---|---------|
| Game   | 3  | hb Ron Davidson vs. Florida St. ....    | 1967    |
|        |    | s Lenny Smith vs. Wake Forest.....      | 1968    |
|        |    | hb John Bell vs. Florida St.....        | 1973    |
|        |    | hb John Bell vs. West Va. ....          | 1974    |
|        |    | cb Paul Davis vs. Florida St.....       | 1979    |
|        |    | cb Derek Carter vs. VMI .....           | 1982    |
|        |    | olb Lorenzo Ferguson vs. Clemson.....   | 1998    |
|        |    | fs Keion Carpenter vs. Pittsburgh.....  | 1998    |
|        |    | cb Ike Charlton vs. West Virginia ..... | 1998    |
|        |    | cb/s Anthony Midget vs. Miami .....     | 1999    |
|        |    | fs Willie Pile vs. Syracuse .....       | 2000    |
|        |    | cb Garnell Wilds vs. Syracuse .....     | 2002    |
| Season | 9  | hb Ron Davidson.....                    | 1967    |
| Career | 18 | cb-fs Gene Bunn .....                   | 1976-78 |

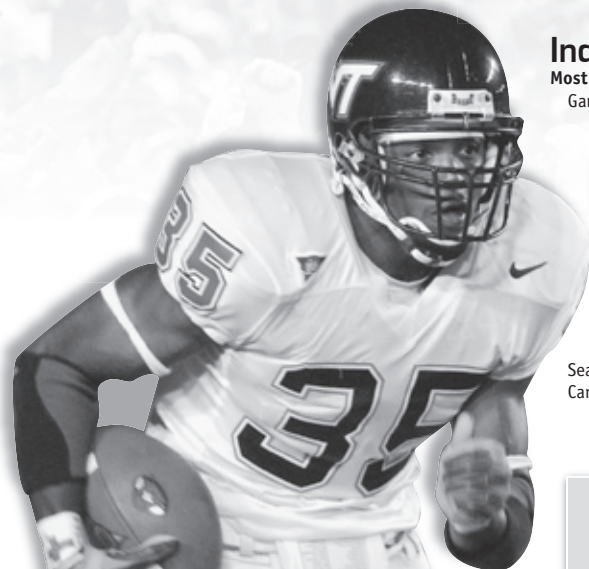
### Most Yards Gained on Interception Runbacks

|        |      |                                  |         |
|--------|------|----------------------------------|---------|
| Game   | *182 | fs Ashley Lee vs. Vanderbilt.... | 1983    |
| Season | 210  | hb Johnny Watkins .....          | 1960    |
| Career | 351  | fs Ashley Lee .....              | 1980-84 |

### Most Touchdowns on Interception Runbacks

|        |   |                                  |         |
|--------|---|----------------------------------|---------|
| Game   | 2 | lb Don Divers vs. VMI.....       | 1954    |
|        |   | fs Ashley Lee vs. Vanderbilt.... | 1983    |
| Season | 2 | lb Don Divers.....               | 1954    |
|        |   | lb Mike Widger .....             | 1968    |
|        |   | fs Ashley Lee .....              | 1983    |
|        |   | cb Eric Green .....              | 2003    |
| Career | 3 | lb Don Divers.....               | 1954-56 |
|        |   | lb Mike Widger .....             | 1967-69 |

\*NCAA record



Willie Pile

## Team Interceptions

### Most Interceptions

|        |    |                        |      |
|--------|----|------------------------|------|
| Game   | 6  | vs. Florida State..... | 1968 |
|        |    | vs. Rutgers.....       | 1992 |
|        |    | vs. Rutgers.....       | 1998 |
| Season | 27 | .....                  | 1967 |

### Most Yards on Interceptions

|        |     |                      |      |
|--------|-----|----------------------|------|
| Game   | 182 | vs. Vanderbilt ..... | 1983 |
| Season | 594 | .....                | 1954 |

### Most Interception Touchdowns


|        |   |                          |      |
|--------|---|--------------------------|------|
| Game   | 2 | vs. VMI.....             | 1954 |
|        |   | vs. Vanderbilt .....     | 1983 |
|        |   | vs. South Carolina ..... | 1988 |
|        |   | vs. Rutgers.....         | 1998 |
| Season | 5 | .....                    | 2005 |

## Career Interception Leaders

| Pos.  | Name                     | Yrs. Played | Int. | TDs | Ret.Yds. |
|-------|--------------------------|-------------|------|-----|----------|
| cb-s  | Gene Bunn .....          | 1976-78     | 18   | 0   | 106      |
| cb    | Tyrone Drakeford .....   | 1990-93     | 16   | 1   | 144      |
| s     | Willie Pile.....         | 1999-02     | 14   | 2   | 270      |
| hb    | Ron Davidson .....       | 1966-68     | 13   | 0   | 174      |
| s     | Lenny Smith.....         | 1968-70     | 13   | 0   | 120      |
| lb    | Mike Widger .....        | 1967-69     | 12   | 3   | 220      |
| cb    | John Granby.....         | 1987-91     | 12   | 0   | 98       |
| lb    | Mike Johnson .....       | 1980-83     | 11   | 1   | 173      |
| fs    | Ashley Lee .....         | 1980-84     | 11   | 2   | 351      |
| cb-fs | William Yarborough ..... | 1992-95     | 11   | 0   | 30       |
| s-cb  | John Bell .....          | 1972-74     | 10   | 1   | 155      |
| cb    | Billy Hardee .....       | 1973-75     | 10   | 1   | 168      |
| cb    | Derek Carter .....       | 1981-84     | 10   | 0   | 77       |
| s     | Keion Carpenter.....     | 1995-98     | 10   | 2   | 244      |
| hb    | Frank Beamer .....       | 1966-68     | 9    | 1   | 81       |
| s     | Carter Wiley .....       | 1984-87     | 9    | 1   | 143      |
| s     | Torrian Gray .....       | 1993-96     | 9    | 1   | 122      |
| cb    | Garnell Wilds.....       | 2000-03     | 9    | 0   | 32       |
| cb    | Jimmy Williams.....      | 2002-05     | 9    | 2   | 173      |



Gene Bunn



Tyrone Drakeford

## Year-by-Year Interception Leaders

| Year | Player                | Int. | Yds. | TDs | Long |
|------|-----------------------|------|------|-----|------|
| 1952 | Julian King.....      | 4    | 27   | 0   | -    |
| 1953 | Don Booth .....       | 2    | 53   | 1   | -    |
|      | Leo Burke .....       | 2    | 35   | 0   | -    |
| 1954 | Dickie Beard .....    | 3    | 119  | 1   | -    |
|      | Leo Burke .....       | 3    | 55   | 0   | -    |
| 1955 | Leo Burke .....       | 3    | 12   | 0   | -    |
| 1956 | Jimmy Lugar.....      | 3    | 58   | 0   | 37   |
| 1957 | Carroll Dale .....    | 2    | 43   | 0   | 37   |
| 1958 | Ken Byrd.....         | 2    | 43   | 0   | -    |
|      | Billy Holsclaw .....  | 2    | 2    | 0   | -    |
| 1959 | Alger Pugh.....       | 5    | 103  | 0   | 59   |
| 1960 | Johnny Watkins.....   | 4    | 210  | 1   | 88   |
| 1961 | Buddy Perry .....     | 4    | 45   | 0   | 32   |
| 1962 | Gerald Bobbitt.....   | 5    | 51   | 0   | 25   |
| 1963 | Mike Cahill .....     | 4    | 32   | 0   | 11   |
| 1964 | Vic Kreiter.....      | 2    | 19   | 0   | 12   |
| 1965 | Billy Edwards.....    | 2    | 12   | 0   | 12   |
|      | Jimmy Richards.....   | 2    | 0    | 0   | 0    |
|      | George Foussekis..... | 2    | 0    | 0   | 0    |
| 1966 | Frank Beamer.....     | 4    | 22   | 0   | 22   |
| 1967 | Ron Davidson .....    | 9    | 149  | 0   | 75   |
| 1968 | Mike Widger.....      | 7    | 203  | 2   | 74   |
| 1969 | Tim Bosjack.....      | 4    | 36   | 0   | 18   |
|      | Lenny Smith .....     | 4    | 29   | 0   | 27   |


| Year | Player                | Int. | Yds. | TDs | Long |
|------|-----------------------|------|------|-----|------|
| 1969 | Mike Widger.....      | 4    | 9    | 0   | 5    |
| 1970 | Ronnie Holsinger..... | 5    | 82   | 0   | 66   |
| 1971 | Kent Henry .....      | 5    | 57   | 0   | 25   |
| 1972 | Jerry Scharnus .....  | 5    | 31   | 0   | 15   |
| 1973 | John Bell .....       | 5    | 84   | 1   | 36   |
| 1974 | John Bell .....       | 5    | 71   | 0   | 30   |
| 1975 | Billy Hardee .....    | 7    | 83   | 0   | 31   |
| 1976 | Gene Bunn .....       | 7    | 23   | 0   | 21   |
| 1977 | Gene Bunn .....       | 6    | 69   | 0   | 32   |
| 1978 | Gene Bunn .....       | 5    | 14   | 0   | 8    |
| 1979 | Jerome Pannell .....  | 4    | 39   | 0   | 35   |
|      | Matt Mead.....        | 4    | 36   | 0   | 18   |
|      | Paul Davis .....      | 4    | 27   | 0   | 13   |
| 1980 | Mike Scharnus .....   | 2    | 59   | 1   | 44   |
|      | Paul Davis .....      | 2    | 14   | 0   | 9    |
|      | Rick Miley .....      | 2    | 7    | 0   | 5    |
| 1981 | Mike Johnson .....    | 4    | 75   | 0   | 55   |
|      | Gillett Ford.....     | 4    | 73   | 1   | 34   |
| 1982 | Derek Carter .....    | 5    | 18   | 0   | 18   |
| 1983 | Jake Clarke .....     | 4    | 44   | 0   | 33   |
|      | Mike Johnson .....    | 4    | 13   | 0   | 9    |
| 1984 | Ashley Lee .....      | 7    | 155  | 0   | 44   |
| 1985 | Carter Wiley.....     | 5    | 53   | 0   | 32   |
| 1986 | Carter Wiley.....     | 3    | 15   | 0   | 15   |

| Year | Player                   | Int. | Yds. | TDs | Long |
|------|--------------------------|------|------|-----|------|
|      | Billy Myers .....        | 3    | 9    | 0   | 9    |
| 1987 | six players with 1 ..... | 1    | 90   | 1   | 90   |
| 1988 | John Granby .....        | 4    | 27   | 0   | 27   |
| 1989 | Roger Brown .....        | 3    | 55   | 1   | 55   |
|      | John Granby .....        | 3    | 53   | 0   | 44   |
|      | Randy Cockrell .....     | 3    | 14   | 0   | 9    |
| 1990 | Tyrone Drakeford .....   | 3    | 22   | 0   | 22   |
| 1991 | Tyrone Drakeford .....   | 5    | 1    | 0   | 1    |
| 1992 | Tyrone Drakeford .....   | 7    | 121  | 1   | 40   |
| 1993 | Antonio Banks .....      | 3    | 22   | 0   | 21   |
|      | Torrian Gray.....        | 3    | 48   | 0   | 46   |
| 1994 | Torrian Gray.....        | 4    | 74   | 1   | 66   |
|      | William Yarborough.....  | 4    | 0    | 0   | 0    |
| 1995 | William Yarborough.....  | 5    | 14   | 0   | 12   |
| 1996 | Antonio Banks .....      | 4    | 63   | 0   | 45   |
| 1997 | Keion Carpenter .....    | 4    | 52   | 0   | 32   |
| 1998 | Keion Carpenter .....    | 5    | 92   | 1   | 40   |
|      | Ike Charlton .....       | 5    | 81   | 1   | 26   |
| 1999 | Anthony Midget .....     | 4    | 5    | 0   | 3    |
| 2000 | Willie Pile .....        | 6    | 22   | 1   | 11   |
| 2001 | Willie Pile .....        | 4    | 77   | 0   | 53   |
| 2002 | Garnell Wilds .....      | 5    | 8    | 0   | 8    |
| 2003 | Eric Green .....         | 3    | 166  | 2   | 84   |
| 2004 | Jimmy Williams.....      | 5    | 81   | 1   | 34   |
| 2005 | Aaron Rouse .....        | 4    | 52   | 0   | 25   |


# Punt Returns

## Year-by-Year Punt Return Leaders

| Year | Player           | No. | Yds. | TDs |
|------|------------------|-----|------|-----|
| 1952 | Billy Anderson   | 23  | 375  | 1   |
| 1953 | Billy Anderson   | 7   | 60   | 0   |
| 1954 | Billy Anderson   | 13  | 122  | 0   |
| 1955 | Dave Ebert       | 15  | 91   | 0   |
| 1956 | Bobby Wolfenden  | 8   | 123  | 1   |
| 1957 | Corbin Bailey    | 15  | 242  | 0   |
| 1958 | Pat Henry        | 7   | 142  | 1   |
| 1959 | Alger Pugh       | 12  | 129  | 0   |
| 1960 | Bobby Watkins    | 14  | 182  | 1   |
| 1961 | Terry Strock     | 9   | 83   | 0   |
| 1962 | Mike Cahill      | 20  | 138  | 0   |
| 1963 | Mike Cahill      | 18  | 138  | 0   |
| 1964 | Tommy Francisco  | 9   | 58   | 0   |
| 1965 | Frank Loria      | 15  | 145  | 0   |
| 1966 | Frank Loria      | 16  | 248  | 3   |
| 1967 | Frank Loria      | 30  | 420  | 1   |
| 1968 | Ron Davidson     | 25  | 62   | 0   |
| 1969 | Wayne Humphries  | 24  | 89   | 0   |
| 1970 | Tim Bosiack      | 34  | 177  | 0   |
| 1971 | Jerry Scharnus   | 25  | 238  | 0   |
| 1972 | Jerry Scharnus   | 26  | 229  | 0   |
| 1973 | Billy Hardee     | 6   | 118  | 0   |
| 1974 | Billy Hardee     | 30  | 263  | 0   |
| 1975 | Billy Hardee     | 27  | 148  | 1   |
| 1976 | Greg Payne       | 16  | 156  | 1   |
| 1977 | Henry Bradley    | 13  | 58   | 0   |
| 1978 | Gene Bunn        | 6   | 42   | 0   |
| 1979 | John Ludlow      | 13  | 114  | 0   |
| 1980 | John Ludlow      | 37  | 220  | 0   |
| 1981 | John Ludlow      | 35  | 219  | 0   |
| 1982 | John Ludlow      | 51  | 284  | 0   |
| 1983 | Derek Carter     | 37  | 289  | 0   |
| 1984 | Billy Myers      | 34  | 335  | 0   |
| 1985 | Billy Myers      | 24  | 142  | 0   |
| 1986 | Billy Myers      | 27  | 236  | 0   |
| 1987 | Myron Richardson | 16  | 70   | 0   |
| 1988 | Myron Richardson | 25  | 142  | 0   |
| 1989 | Bo Campbell      | 26  | 134  | 0   |
| 1990 | Marcus Mickel    | 25  | 292  | 0   |
| 1991 | Bo Campbell      | 15  | 273  | 0   |
| 1992 | Bo Campbell      | 20  | 135  | 0   |
| 1993 | Antonio Freeman  | 24  | 184  | 0   |
| 1994 | Antonio Freeman  | 39  | 467  | 1   |
| 1995 | Larry Green      | 23  | 208  | 0   |
| 1996 | Angelo Harrison  | 22  | 189  | 0   |
| 1997 | Angelo Harrison  | 10  | 90   | 0   |
| 1998 | Angelo Harrison  | 38  | 376  | 0   |
| 1999 | Ricky Hall       | 40  | 510  | 1   |
| 2000 | André Davis      | 18  | 396  | 3   |
| 2001 | André Davis      | 35  | 437  | 1   |
| 2002 | DeAngelo Hall    | 22  | 352  | 2   |
| 2003 | DeAngelo Hall    | 33  | 487  | 3   |
| 2004 | Eddie Royal      | 25  | 274  | 0   |
| 2005 | Eddie Royal      | 32  | 263  | 0   |



DeAngelo Hall



André Davis

## Individual Records

### Most Returns

|        |     |                               |         |
|--------|-----|-------------------------------|---------|
| Game   | 10  | John Ludlow vs. Virginia..... | 1982    |
|        |     | Bo Campbell vs. Akron.....    | 1989    |
| Season | 51  | John Ludlow.....              | 1982    |
| Career | 136 | John Ludlow.....              | 1979-82 |

### Most Yardage on Returns

|        |     |                               |         |
|--------|-----|-------------------------------|---------|
| Game   | 164 | Antonio Freeman vs. Pitt..... | 1994    |
| Season | 510 | Ricky Hall.....               | 1999    |
| Career | 872 | André Davis.....              | 1998-01 |

### Most TDs on Returns

|        |   |                               |         |
|--------|---|-------------------------------|---------|
| Game   | 2 | DeAngelo Hall vs. Syracuse... | 2003    |
| Season | 3 | Frank Loria.....              | 1966    |
|        |   | André Davis.....              | 2000    |
|        |   | DeAngelo Hall.....            | 2003    |
| Career | 5 | DeAngelo Hall.....            | 2001-03 |

### Best Return Average

|        |      |                      |         |
|--------|------|----------------------|---------|
| Season | 22.0 | André Davis.....     | 2000    |
|        |      | (15 or more returns) |         |
| Career | 15.9 | André Davis.....     | 1998-01 |

## Team Records

### Most Returns

|        |    |                   |      |
|--------|----|-------------------|------|
| Game   | 10 | vs. VMI.....      | 1971 |
|        |    | vs. Virginia..... | 1982 |
|        |    | vs. Clemson.....  | 1989 |
|        |    | vs. Clemson.....  | 1998 |
| Season | 53 | .....             | 1982 |

### Most Yardage on Returns

|        |     |                     |      |
|--------|-----|---------------------|------|
| Game   | 164 | vs. Pittsburgh..... | 1994 |
| Season | 711 | .....               | 2000 |

### Most TDs on Returns

|        |   |       |                   |
|--------|---|-------|-------------------|
| Season | 3 | ..... | 1966, 2000 & 2003 |
|--------|---|-------|-------------------|

### Best Return Average

|        |      |                   |      |
|--------|------|-------------------|------|
| Season | 18.2 | (39 returns)..... | 2000 |
|--------|------|-------------------|------|

## Career Punt Return Leaders

| Name               | Yrs. Played  | No.       | Yds.       | TDs      | Avg.       |
|--------------------|--------------|-----------|------------|----------|------------|
| André Davis        | 1998-01      | 55        | 872        | 4        | 15.9       |
| DeAngelo Hall      | 2001-03      | 56        | 839        | 5        | 15.0       |
| John Ludlow        | 1979-82      | 136       | 837        | 0        | 6.2        |
| Frank Loria        | 1965-67      | 61        | 813        | 4        | 13.3       |
| Billy Myers        | 1984-87      | 90        | 750        | 0        | 8.3        |
| Angelo Harrison    | 1995-98      | 73        | 697        | 0        | 9.5        |
| Antonio Freeman    | 1991-94      | 63        | 651        | 1        | 10.3       |
| Bo Campbell        | 1989-92      | 67        | 587        | 0        | 8.8        |
| Billy Anderson     | 1952-54      | 43        | 557        | 1        | 13.0       |
| <b>Eddie Royal</b> | <b>2004-</b> | <b>57</b> | <b>537</b> | <b>0</b> | <b>9.4</b> |
| Ricky Hall         | 1998-99      | 41        | 534        | 1        | 13.0       |
| Billy Hardee       | 1973-75      | 63        | 529        | 1        | 8.4        |

# Kickoff Returns

## Individual Records

### Most Returns

|        |    |                                |         |
|--------|----|--------------------------------|---------|
| Game   | 9  | James Barber vs. Tulsa .....   | 1971    |
|        |    | Billy Hardee vs. Alabama ..... | 1973    |
| Season | 33 | Billy Hardee .....             | 1973    |
| Career | 67 | Jon Jeffries .....             | 1987-91 |

### Most Yardage on Returns

|        |      |                                 |         |
|--------|------|---------------------------------|---------|
| Game   | 214  | Marcus Mickel vs. Clemson ..... | 1989    |
| Season | 758  | Billy Hardee .....              | 1973    |
| Career | 1447 | Jon Jeffries .....              | 1987-91 |

### Most TDs on Returns

|        |   |                    |
|--------|---|--------------------|
| Season | 1 | shared by many     |
| Career | 2 | Terry Strock ..... |

### Best Return Average

|        |      |                         |         |
|--------|------|-------------------------|---------|
| Season | 34.3 | Tommy Francisco .....   | 1965    |
|        |      | (10 or more returns)    |         |
| Career | 24.8 | Dickie Longerbeam ..... | 1965-68 |

## Team Records

### Most Returns

|        |    |                   |      |
|--------|----|-------------------|------|
| Game   | 12 | vs. Alabama ..... | 1973 |
| Season | 67 | .....             | 1950 |

### Most Yardage on Returns

|        |      |                          |      |
|--------|------|--------------------------|------|
| Game   | 245  | vs. South Carolina ..... | 1973 |
| Season | 1431 | .....                    | 1973 |

### Most TDs on Returns

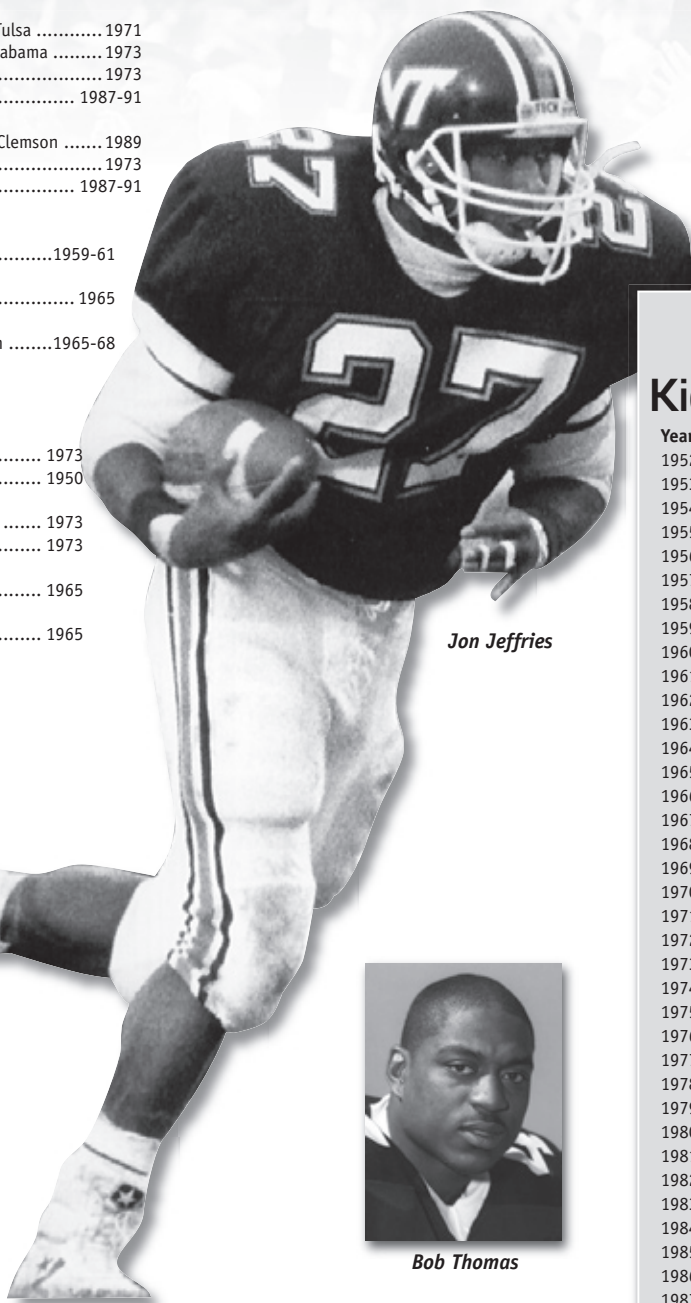
|        |   |       |      |
|--------|---|-------|------|
| Season | 2 | ..... | 1965 |
|--------|---|-------|------|

### Best Return Average

|        |      |       |      |
|--------|------|-------|------|
| Season | 27.4 | ..... | 1965 |
|--------|------|-------|------|



Billy Hardee



Jon Jeffries



Bob Thomas

## Year-by-Year Kickoff Return Leaders

| Year | Player                  | No. | Yds. | TDs |
|------|-------------------------|-----|------|-----|
| 1952 | Don Booth .....         | 18  | 413  | 0   |
| 1953 | Howie Wright .....      | 6   | 125  | 0   |
| 1954 | Billy Anderson .....    | 5   | 96   | 0   |
| 1955 | Dickie Beard .....      | 5   | 115  | 0   |
| 1956 | Bobby Wolfenden .....   | 5   | 173  | 0   |
| 1957 | Frank Eastman .....     | 5   | 60   | 0   |
| 1958 | Jay Whitesell .....     | 5   | 192  | 1   |
| 1959 | Alger Pugh .....        | 12  | 305  | 0   |
| 1960 | Terry Strock .....      | 6   | 208  | 1   |
| 1961 | Warren Price .....      | 13  | 273  | 0   |
| 1962 | Sonny Utz .....         | 11  | 242  | 0   |
| 1963 | Tommy Walker .....      | 7   | 259  | 1   |
| 1964 | Tommy Francisco .....   | 15  | 301  | 0   |
| 1965 | Dickie Longerbeam ..... | 12  | 404  | 1   |
| 1966 | Tommy Francisco .....   | 9   | 145  | 0   |
| 1967 | Dickie Longerbeam ..... | 14  | 317  | 0   |
| 1968 | Ron Davidson .....      | 6   | 105  | 0   |
| 1969 | Rich Matjevich .....    | 7   | 192  | 1   |
| 1970 | Rich Matjevich .....    | 25  | 501  | 0   |
| 1971 | Jimmy Quinn .....       | 14  | 324  | 0   |
| 1972 | Don Testerman .....     | 11  | 294  | 0   |
| 1973 | Billy Hardee .....      | 33  | 758  | 1   |
| 1974 | Morris Blueford .....   | 15  | 305  | 0   |
| 1975 | Roscoe Coles .....      | 14  | 312  | 0   |
| 1976 | Ellis Savage .....      | 17  | 311  | 0   |
| 1977 | Kenny Lewis .....       | 24  | 540  | 0   |
| 1978 | Larry Fallen .....      | 23  | 526  | 1   |
| 1979 | Billy Hite .....        | 8   | 156  | 0   |
| 1980 | Sidney Snell .....      | 11  | 264  | 0   |
| 1981 | Bob Thomas .....        | 9   | 172  | 0   |
| 1982 | Bob Thomas .....        | 22  | 487  | 0   |
| 1983 | Eddie Hunter .....      | 7   | 162  | 0   |
| 1984 | Bob Thomas .....        | 14  | 278  | 0   |
| 1985 | Eddie Hunter .....      | 12  | 265  | 0   |
| 1986 | Eddie Hunter .....      | 19  | 462  | 1   |
| 1987 | Jon Jeffries .....      | 22  | 561  | 1   |
| 1988 | Jon Jeffries .....      | 15  | 311  | 0   |
| 1989 | Marcus Mickel .....     | 25  | 546  | 1   |
| 1990 | Marcus Mickel .....     | 15  | 285  | 0   |
| 1991 | Jon Jeffries .....      | 16  | 273  | 0   |
| 1992 | Tony Kennedy .....      | 16  | 386  | 1   |
| 1993 | Dwayne Thomas .....     | 14  | 305  | 0   |
| 1994 | Bryan Still .....       | 19  | 493  | 0   |
| 1995 | Dwayne Thomas .....     | 13  | 238  | 0   |
| 1996 | Shawn Scales .....      | 12  | 312  | 0   |
| 1997 | Ike Charlton .....      | 18  | 373  | 0   |
| 1998 | Shyrone Stith .....     | 14  | 282  | 0   |
| 1999 | Shyrone Stith .....     | 15  | 387  | 0   |
| 2000 | André Kendrick .....    | 22  | 447  | 0   |
| 2001 | Richard Johnson .....   | 12  | 267  | 0   |
| 2002 | Richard Johnson .....   | 23  | 485  | 0   |
| 2003 | Mike Imoh .....         | 18  | 549  | 1   |
| 2004 | Eddie Royal .....       | 12  | 346  | 0   |
| 2005 | Eddie Royal .....       | 14  | 293  | 0   |

## Career Kickoff Return Leaders

| Name                    | Yrs. Played | No. | Yds. | TDs | Avg. |
|-------------------------|-------------|-----|------|-----|------|
| Jon Jeffries .....      | 1987-91     | 67  | 1447 | 1   | 21.6 |
| Bob Thomas .....        | 1981-84     | 51  | 1088 | 0   | 21.3 |
| Marcus Mickel .....     | 1988-91     | 47  | 963  | 1   | 20.5 |
| Eddie Hunter .....      | 1983-86     | 38  | 889  | 1   | 23.4 |
| Mike Imoh .....         | 2002-05     | 34  | 864  | 1   | 25.4 |
| Dickie Longerbeam ..... | 1965-68     | 34  | 842  | 1   | 24.8 |
| Billy Hardee .....      | 1973-75     | 37  | 833  | 1   | 22.5 |
| Tommy Francisco .....   | 1964-66     | 34  | 789  | 1   | 23.2 |
| Rich Matjevich .....    | 1969-71     | 36  | 780  | 1   | 21.7 |
| Richard Johnson .....   | 2001-04     | 35  | 752  | 0   | 21.5 |
| Sonny Utz .....         | 1962-64     | 33  | 741  | 0   | 22.5 |
| Larry Fallen .....      | 1976-78     | 32  | 689  | 1   | 21.5 |

# Punting

## Most Punts

|        |     |                                |         |
|--------|-----|--------------------------------|---------|
| Game   | 14  | Jack Simcsak vs. Alabama ..... | 1968    |
| Season | 88  | Gene Fisher .....              | 1967    |
| Career | 237 | Vinnie Burns .....             | 2001-04 |

## Most Yards Punting

|        |      |                                |         |
|--------|------|--------------------------------|---------|
| Game   | 564  | Jack Simcsak vs. Alabama ..... | 1968    |
| Season | 3267 | Gene Fisher .....              | 1967    |
| Career | 9387 | Vinnie Burns .....             | 2001-04 |

## Best Punting Average

|        |      |                      |         |
|--------|------|----------------------|---------|
| Season | 45.1 | Jimmy Kibble .....   | 1997    |
| Career | 41.8 | George Roberts ..... | 1976-77 |

## Career Punting Leaders

| Name                  | Yrs. Kicked | No. | Yds. | Avg. |
|-----------------------|-------------|-----|------|------|
| George Roberts .....  | 1976-77     | 128 | 5345 | 41.8 |
| Dave Smigelsky .....  | 1978-80     | 172 | 7065 | 41.1 |
| Jimmy Kibble .....    | 1996-99     | 180 | 7372 | 41.0 |
| Jack Williams .....   | 1951-53     | 157 | 6229 | 39.7 |
| Vinnie Burns .....    | 2001-04     | 237 | 9387 | 39.6 |
| Robbie Colley .....   | 1991-94     | 169 | 6676 | 39.5 |
| Jack Simcsak .....    | 1968-70     | 210 | 8257 | 39.3 |
| Andy Hromyak .....    | 1970-72     | 115 | 4513 | 39.2 |
| David Cox .....       | 1982-85     | 173 | 6785 | 39.2 |
| Bruce McDaniel .....  | 1972-75     | 171 | 6675 | 39.0 |
| Bill Renner .....     | 1981-82     | 141 | 5492 | 39.0 |
| Gene Fisher .....     | 1965-67     | 205 | 7840 | 38.2 |
| Bobby Wolfenden ..... | 1954-56     | 63  | 2386 | 37.9 |
| Bob Schweickert ..... | 1962-64     | 112 | 4233 | 37.8 |

# Principal Place-kickers

| Season(s) | Player                         | EP      | FG    | TP  |
|-----------|--------------------------------|---------|-------|-----|
| 1920-21   | J.G. (Rip) Wallace .....       | 29      |       | 95  |
| 1922-24   | Don Rutherford .....           | 31      |       | 107 |
| 1925      | Paul Robertson .....           | 4       |       | 10  |
| 1926-28   | J.B. (Scotty) MacArthur .....  | 26      |       |     |
| 1928-30   | Bird Hooper .....              | 21      |       | 41  |
| 1931      | Heinie Groth .....             | 3       |       | 3   |
| 1932      | Gene Hite .....                | 8       |       | 8   |
| 1933      | Ray Mills .....                | 5       |       | 5   |
| 1934      | George Sodaro .....            | 5       |       | 5   |
| 1935      | Herman (Foots) Dickerson ..... | 5       |       | 47  |
| 1936      | George Sodaro .....            | 6       | 1     | 9   |
| 1937      | C.L. Shockey .....             | 6       |       | 6   |
| 1938      | Frank Pierce .....             | 6       |       | 12  |
| 1939      | Ward Boswell .....             | 5       |       | 5   |
| 1940-42   | Roger McClure .....            | 39      | 9     | 74  |
| 1945-48   | Ross M. Orr, Jr. ....          | 35      |       | 35  |
| 1949      | Ralph Beard .....              | 16      |       | 22  |
| 1950      | Ronnie Raugh .....             | 5       |       | 5   |
| 1951      |                                |         |       |     |
| 1952      | Don (Duckie) Welsh .....       | 14      | 1     | 29  |
| 1953-55   | Dickie Beard .....             | 43      | 1     | 46  |
| 1955-57   | Barry Frazee .....             | 32      | 2     | 38  |
| 1958-59   | Chuck Stephens .....           | 17-27   | 2-4   | 23  |
| 1960-62   | Aster (Cat) Sizemore .....     | 39-46   | 1-9   | 42  |
| 1962-64   | Dickie Cranwell .....          | 43-49   | 8-17  | 67  |
| 1965-67   | Jon Utin .....                 | 63-69   | 20-36 | 123 |
| 1968-70   | Jack Simcsak .....             | 59-64   | 21-48 | 122 |
| 1971-72   | Dave Strock .....              | 50-56   | 22-42 | 116 |
| 1973-75   | Wayne Latimer .....            | 72-77   | 25-55 | 147 |
| 1976-78   | Paul Engle .....               | 54-58   | 16-42 | 102 |
| 1979-80   | Dennis Laury .....             | 41-47   | 12-24 | 77  |
| 1981-84   | Don Wade .....                 | 98-107  | 42-70 | 224 |
| 1985      | Tom Taricani .....             | 9-10    | 3-6   | 18  |
| 1985-88   | Chris Kinzer .....             | 93-95   | 47-69 | 234 |
| 1989-91   | Mickey Thomas .....            | 44-45   | 31-41 | 137 |
| 1991-94   | Ryan Williams .....            | 137-147 | 39-57 | 254 |
| 1994-95   | Atle Larsen .....              | 36-37   | 15-26 | 81  |
| 1996-99   | Shayne Graham .....            | 167-169 | 68-93 | 371 |
| 2000-03   | Carter Warley .....            | 190-195 | 39-63 | 307 |
| 2004-     | Brandon Pace .....             | 98-100  | 40-49 | 218 |



Vinnie Burns

## Year-by-Year Punting Leaders

| Year | Player                | No. Punts | Avg. | Year | Player                 | No. Punts | Avg. |
|------|-----------------------|-----------|------|------|------------------------|-----------|------|
| 1952 | Jack Williams .....   | 66        | 40.7 | 1979 | Dave Smigelsky .....   | 58        | 42.3 |
| 1953 | Jack Williams .....   | 30        | 40.9 | 1980 | Dave Smigelsky .....   | 53        | 39.8 |
| 1954 | Tom Petty .....       | 40        | 35.6 | 1981 | Bill Renner .....      | 62        | 39.5 |
| 1955 | Bobby Wolfenden ..... | 29        | 39.9 | 1982 | Bill Renner .....      | 79        | 38.6 |
| 1956 | Bobby Wolfenden ..... | 30        | 37.3 | 1983 | David Cox .....        | 61        | 41.0 |
| 1957 | Bobby Conner .....    | 25        | 34.8 | 1984 | David Cox .....        | 56        | 41.9 |
| 1958 | Carroll Dale .....    | 28        | 33.6 | 1985 | David Cox .....        | 55        | 34.9 |
| 1959 | Carroll Dale .....    | 36        | 32.8 | 1986 | Tony Romero .....      | 47        | 36.0 |
| 1960 | Terry Strock .....    | 47        | 37.2 | 1987 | Tony Romero .....      | 51        | 37.9 |
| 1961 | Terry Strock .....    | 35        | 36.5 | 1988 | Kelly Fitzgerald ..... | 39        | 36.7 |
| 1962 | Jake Adams .....      | 25        | 38.8 | 1989 | Chris Baucia .....     | 77        | 37.5 |
| 1963 | Bob Schweickert ..... | 45        | 39.1 | 1990 | Chris Baucia .....     | 66        | 38.5 |
| 1964 | Bob Schweickert ..... | 42        | 37.7 | 1991 | Jack Wiltshire .....   | 55        | 37.2 |
| 1965 | Gene Fisher .....     | 49        | 40.6 | 1992 | Robbie Colley .....    | 57        | 38.1 |
| 1966 | Gene Fisher .....     | 68        | 37.9 | 1993 | Robbie Colley .....    | 51        | 38.4 |
| 1967 | Gene Fisher .....     | 88        | 37.1 | 1994 | Robbie Colley .....    | 57        | 42.1 |
| 1968 | Jack Simcsak .....    | 82        | 38.7 | 1995 | John Thomas .....      | 61        | 38.9 |
| 1969 | Jack Simcsak .....    | 66        | 41.2 | 1996 | Jimmy Kibble .....     | 32        | 37.3 |
| 1970 | Jack Simcsak .....    | 62        | 38.1 | 1997 | Jimmy Kibble .....     | 50        | 45.1 |
| 1971 | Andy Hromyak .....    | 57        | 39.3 | 1998 | Jimmy Kibble .....     | 52        | 41.5 |
| 1972 | Andy Hromyak .....    | 42        | 41.4 | 1999 | Jimmy Kibble .....     | 46        | 38.4 |
| 1973 | Bruce McDaniel .....  | 55        | 40.3 | 2000 | Robert Peaslee .....   | 44        | 35.3 |
| 1974 | Bruce McDaniel .....  | 53        | 39.6 | 2001 | Vinnie Burns .....     | 59        | 37.8 |
| 1975 | Bruce McDaniel .....  | 60        | 37.9 | 2002 | Vinnie Burns .....     | 64        | 40.5 |
| 1976 | George Roberts .....  | 68        | 41.5 | 2003 | Vinnie Burns .....     | 57        | 39.8 |
| 1977 | George Roberts .....  | 60        | 42.1 | 2004 | Vinnie Burns .....     | 51        | 40.3 |
| 1978 | Dave Smigelsky .....  | 58        | 41.0 | 2005 | Nic Schmitt .....      | 52        | 43.2 |

# Team Defense

## Season Highs & Lows Since 1950

|                      | Fewest                   | Most                     |
|----------------------|--------------------------|--------------------------|
| <b>Total Defense</b> |                          |                          |
| Plays                | 552 in 1954 (9 games)    | 938 in 2002 (14 games)   |
|                      | 562 in 1955 (10 games)   |                          |
|                      | 691 in 1997 (11 games)   |                          |
| Yards Allowed        | 1,973 in 1954 (9 games)  | 5,136 in 1973 (11 games) |
|                      | 2,108 in 1957 (10 games) |                          |
|                      | 2,401 in 1980 (11 games) |                          |
| Yards Per Game       | 210.8 in 1957 (10 games) | 466.9 in 1973            |
|                      | 218.3 in 1980 (11 games) |                          |
| Yards Per Play       | 3.30 in 1966 (10 games)  | 6.3 in 1973              |
|                      | 3.34 in 1984 (11 games)  |                          |

### Rushing Defense

|                  |                         |                        |
|------------------|-------------------------|------------------------|
| Rushing Attempts | 363 in 1966 (10 games)  | 610 in 1973 (11 games) |
|                  | 367 in 1983 (11 games)  |                        |
| Yards Allowed    | 544 in 1982 (11 games)  | 3,453 in 1973          |
| Yards Per Game   | 49.5 in 1982 (11 games) | 313.9 in 1973          |
| Yards Per Carry  | 1.4 in 1982 (11 games)  | 5.7 in 1973            |
| TDs Rushing      | 2 in 1968 (10 games)    | 37 in 1973             |
|                  |                         | in 1982 (11 games)     |

### Pass Defense

|                      |                                |                          |
|----------------------|--------------------------------|--------------------------|
| Passing Attempts     | 108 in 1957 (10 games)         | 443 in 2002 (14 games)   |
|                      | 177 in 1952 (11 games)         |                          |
| Completions          | 38 in 1957 (10 games)          | 244 in 2003 (13 games)   |
|                      | 87 in 1952 (11 games)          |                          |
| Yards Allowed        | 485 in 1957 (10 games)         | 3,009 in 2003            |
|                      | 1,064 in 1952 (11 games)       |                          |
| Yards Per Game       | 48.5 in 1957 (10 games)        | 251.0 in 1993 (11 games) |
|                      | 96.7 in 1952 (11 games)        |                          |
| Yards Per Attempt    | 4.5 in 1957 (10 games)         | 8.3 in 1973 (11 games)   |
|                      | 5.16 in 2001 (11 games)        |                          |
| Yards Per Completion | 10.0 in 1962 (10 games)        | 16.0 in 1973             |
|                      | <b>10.4 in 2005 (13 games)</b> |                          |
| TDs Passing          | 2 in 1963 (10 games)           | 19 in 2003 (13 games)    |
|                      | 6 in 1975 & 1983 (11 games)    |                          |
| Completion Pct.      | 35.2 in 1957 (10 games)        | 60.2 in 2003 (13 games)  |
|                      | 43.0 in 1980 (11 games)        |                          |

### Scoring Defense

|                 |                                 |                         |
|-----------------|---------------------------------|-------------------------|
| Points Allowed  | 75 in 1954 (9 games)            | 430 in 1950 (10 games)  |
|                 | 90 in 1966 (10 games)           | 380 in 1973 (11 games)  |
|                 | 91 in 1983 (11 games)           |                         |
| Points Per Game | 8.27 in 1983                    | 43.0 in 1950 (10 games) |
|                 |                                 | 34.5 in 1973 (11 games) |
| TDs             | 11 in 1954 (9 games)            | 52 in 1973              |
|                 | in 1966 (10 games)              |                         |
|                 | in 1980, 1982 & 1983 (11 games) |                         |

### Punt Returns

|                  |                        |                              |
|------------------|------------------------|------------------------------|
| Returns Allowed  | 9 in 1999 (11 games)   | 44 in 1966 (10 games)        |
|                  |                        | 40 in 1970 & 1988 (11 games) |
| Yards Allowed    | 36 in 1999 (11 games)  | 529 in 1952 (11 games)       |
| Yards Per Return | 2.4 in 1986 (11 games) | 14.5 in 1974 (11 games)      |
| TD Returns       |                        | 2 in 1970 (11 games)*        |

### Kickoff Returns

|                  |                         |                         |
|------------------|-------------------------|-------------------------|
| Returns Allowed  | 19 in 1961 (9 games)    | 61 in 2003 (13 games)   |
|                  | 26 in 1968 (10 games)   |                         |
|                  | 23 in 1978 (11 games)   |                         |
| Yards Allowed    | 368 in 1961 (9 games)   | 1,271 in 2003           |
|                  | 419 in 1953 (10 games)  |                         |
|                  | 404 in 1975 (11 games)  |                         |
| Yards Per Return | 15.3 in 1980 (11 games) | 25.9 in 1968 (10 games) |
|                  |                         | 25.8 in 1970 (11 games) |
| TD Returns       |                         | 1 numerous seasons      |

### First Downs

|                     |                        |                        |
|---------------------|------------------------|------------------------|
| FDs Allowed         | 111 in 1955 (10 games) | 252 in 1971 (11 games) |
|                     | 143 in 1980 (11 games) |                        |
| Rushing FDs Allowed | 40 in 1967 (10 games)  | 151 in 1973 (11 games) |
|                     | 46 in 1982 (11 games)  |                        |
| Passing FDs Allowed | 20 in 1957 (10 games)  | 127 in 2003 (13 games) |
|                     | 34 in 1952 (11 games)  |                        |
| FDs by Penalty      | 2 in 1952 (11 games)   | 26 in 1988 (11 games)  |

### Fumbles

|                   |                                   |                       |
|-------------------|-----------------------------------|-----------------------|
| Fumbles Caused    | 14 in 1992, 1997, 2000 (11 games) | 48 in 1975 (11 games) |
| Fumbles Recovered | 6 in 2000 (11 games)              | 29 in 1972 (11 games) |

\*Does not include blocked punts.

## Game Highs & Lows Since 1950

|                      | Fewest                   | Most                        |
|----------------------|--------------------------|-----------------------------|
| <b>Total Defense</b> |                          |                             |
| Plays                | 37 by Richmond, 1963     | 100 by Wm. & Mary, 1971     |
|                      | West Virginia, 1966      | Ohio, 1971 & Syracuse, 2002 |
| Yards Allowed        | <b>35 vs. Duke, 2005</b> | 833 vs. Alabama, 1973       |
| TDs                  |                          | 11 by Alabama, 1973         |

### Rushing Defense

|                  |                       |                         |
|------------------|-----------------------|-------------------------|
| Rushing Attempts | 19 by UCF, 2003       | 78 by Wake Forest, 1971 |
| Yards Allowed    | (-28) vs. Tampa, 1967 | 748 vs. Alabama, 1973   |
|                  | Arkansas St., 1997    |                         |
| TDs              |                       | 9 by Alabama, 1973      |

### Pass Defense

|                  |                     |                           |
|------------------|---------------------|---------------------------|
| Passing Attempts | 2 by Clemson, 1956  | 58 by East Carolina, 1992 |
| Completions      | 0 six times         | 36 by Marshall, 2002      |
| Yards Allowed    | 0 vs. Clemson, 1950 | 498 vs. Maryland, 1993    |
|                  | West Virginia, 1957 |                           |
| TDs              |                     | 6 by Vanderbilt, 1982     |

### Punt Returns

|               |                     |                        |
|---------------|---------------------|------------------------|
| Returns       | 0 several times     | 9 by Syracuse, 1988    |
| Yards Allowed | (-11) vs. VMI, 1969 | 187 vs. Maryland, 1950 |
| TDs           |                     | 1 numerous times       |

### Kickoff Returns

|               |                            |                       |
|---------------|----------------------------|-----------------------|
| Returns       | 0 by Richmond, 1976        | 9 several times       |
|               | <b>Miami, 2005</b>         |                       |
| Yards Allowed | (-1) vs. Wake Forest, 1979 | 205 vs. Houston, 1973 |
|               |                            | Fla. State, 1974      |
| TDs           |                            | 1 numerous times      |

### First Downs

|                     |                          |                            |
|---------------------|--------------------------|----------------------------|
| FDs Allowed         | 4 vs. Pennsylvania, 1955 | 34 vs. Wm. & Mary, 1971    |
| Rushing FDs Allowed | 1 10 times               | 26 vs. Alabama, 1973       |
| Passing FDs Allowed | 0 nine times             | 22 vs. East Carolina, 1992 |
| FDs by Penalty      | 0 numerous times         | 6 by Villanova, 1970       |

### Fumbles

|                   |  |                         |
|-------------------|--|-------------------------|
| Fumbles Caused    |  | 11 vs. Fla. State, 1958 |
| Fumbles Recovered |  | 5 several times         |

## Tackling Records Since 1974

### Most Tackles

|         |     |                                 |         |
|---------|-----|---------------------------------|---------|
| Game:   | 30  | by lb Rick Razzano vs. Kentucky | 1977    |
| Season: | 177 | by lb Rick Razzano              | 1975    |
|         |     | by dt Scott Hill                | 1987    |
| Career: | 634 | by lb Rick Razzano              | 1974-77 |

### Most Unassisted Tackles

|         |     |                                 |         |
|---------|-----|---------------------------------|---------|
| Game:   | 21  | by lb Rick Razzano vs. Richmond | 1975    |
| Season: | 102 | by lb Rick Razzano              | 1975    |
| Career: | 368 | by lb Rick Razzano              | 1974-77 |

### Most Assisted Tackles

|         |     |                                     |         |
|---------|-----|-------------------------------------|---------|
| Game:   | 15  | by lb Ashley Lee vs. Richmond       | 1981    |
|         |     | by lb Mike Johnson vs. Miami (Fla.) | 1982    |
| Season: | 110 | by dt Scott Hill                    | 1987    |
| Career: | 266 | by lb Rick Razzano                  | 1974-77 |

### Most Quarterback Sacks

|         |    |                                   |         |
|---------|----|-----------------------------------|---------|
| Game:   | 4  | by dt Bruce Smith vs. Duke        | 1983    |
|         |    | by dt Bruce Smith vs. Wm. & Mary  | 1984    |
|         |    | by de Morgan Roane vs. Wm. & Mary | 1985    |
| Season: | 22 | by dt Bruce Smith                 | 1983    |
| Career: | 46 | by dt Bruce Smith                 | 1981-84 |

### Most Tackles for Loss (includes sacks)

|         |    |                   |         |
|---------|----|-------------------|---------|
| Season: | 31 | by dt Bruce Smith | 1983    |
| Career: | 71 | by dt Bruce Smith | 1981-84 |

## Year-by-Year Leading Tacklers

|      |                    |     |      |                      |     |
|------|--------------------|-----|------|----------------------|-----|
| 1974 | lb Rick Razzano    | 165 | 1991 | de Wooster Pack      | 70  |
| 1975 | lb Rick Razzano    | 177 | 1992 | olb P.J. Preston     | 89  |
| 1976 | lb Rick Razzano    | 140 |      | ilb Melendez Byrd    | 89  |
| 1977 | lb Rick Razzano    | 152 | 1993 | lb Ken Brown         | 113 |
| 1978 | lb Chip Keatley    | 102 | 1994 | lb George DelRocco   | 130 |
| 1979 | lb Chris Cosh      | 86  | 1995 | lb George DelRocco   | 137 |
| 1980 | lb Ashley Lee      | 95  | 1996 | olb Brandon Semones  | 88  |
| 1981 | lb Ashley Lee      | 146 | 1997 | ilb Steve Tate       | 104 |
| 1982 | lb Mike Johnson    | 148 | 1998 | ilb Jamel Smith      | 99  |
| 1983 | lb Mike Johnson    | 135 | 1999 | ilb Jamel Smith      | 89  |
| 1984 | lb Vince Daniels   | 113 | 2000 | ilb Ben Taylor       | 103 |
| 1985 | lb Paul Nelson     | 103 | 2001 | ilb Ben Taylor       | 121 |
| 1986 | lb Paul Nelson     | 104 | 2002 | ilb Mikal Baaqee     | 112 |
| 1987 | dt Scott Hill      | 177 | 2003 | rov Michael Crawford | 131 |
| 1988 | dt Horacio Moronta | 81  | 2004 | ilb Mikal Baaqee     | 71  |
| 1989 | ilb Bobby Martin   | 79  | 2005 | ilb Vince Hall       | 112 |
| 1990 | olb Archie Hopkins | 89  |      |                      |     |

# Individual Records

## Highest Individual Total Offense Games (By Tech)

|                                |                                       |      |
|--------------------------------|---------------------------------------|------|
| 516 (527 pass, -11 rush) ..... | Don Strock vs. Houston .....          | 1972 |
| 495 (504 pass, -9 rush) .....  | Bryan Randall vs. Syracuse .....      | 2002 |
| 390 (398 pass, -8 rush) .....  | Bryan Randall vs. California .....    | 2003 |
| 386 (376 pass, 10 rush) .....  | Don Strock vs. Ohio U. ....           | 1971 |
| 386 (385 pass, 1 rush) .....   | Don Strock vs. Wake Forest .....      | 1972 |
| 368 (304 pass, 64 rush) .....  | Bryan Randall vs. Georgia Tech .....  | 2004 |
| 366 (290 pass, 76 rush) .....  | Michael Vick vs. Boston College ..... | 1999 |

## Highest Individual Total Offense Games (By Opponent)

|                                |                                     |      |
|--------------------------------|-------------------------------------|------|
| 516 (498 pass, 18 rush) .....  | Scott Milanovich of Maryland .....  | 1993 |
| 445 (448 pass, -3 rush) .....  | Glenn Foley of Boston College ..... | 1993 |
| 428 (394 pass, 34 rush) .....  | Todd Ellis of South Carolina .....  | 1986 |
| 392 (406 pass, -14 rush) ..... | Byron Leftwich of Marshall .....    | 2002 |
| 387 (403 pass, -16 rush) ..... | Troy Nunes of Syracuse .....        | 2002 |

## Highest Individual Passing Games (By Tech)

|                      |                                     |      |
|----------------------|-------------------------------------|------|
| 527 (34 of 53) ..... | Don Strock vs. Houston .....        | 1972 |
| 504 (23 of 35) ..... | Bryan Randall vs. Syracuse .....    | 2002 |
| 398 (24 of 34) ..... | Bryan Randall vs. California .....  | 2003 |
| 385 (25 of 47) ..... | Don Strock vs. Wake Forest .....    | 1972 |
| 376 (19 of 31) ..... | Don Strock vs. Ohio U. ....         | 1971 |
| 355 (20 of 40) ..... | Don Strock vs. Oklahoma State ..... | 1972 |

## Highest Individual Passing Games (By Opponent)

|                      |                                     |      |
|----------------------|-------------------------------------|------|
| 498 (29 of 52) ..... | Scott Milanovich of Maryland .....  | 1993 |
| 448 (21 of 29) ..... | Glenn Foley of Boston College ..... | 1993 |
| 407 (28 of 46) ..... | David Priestley of Pittsburgh ..... | 1999 |
| 406 (31 of 49) ..... | Byron Leftwich of Marshall .....    | 2002 |
| 403 (24 of 40) ..... | Troy Nunes of Syracuse .....        | 2002 |

## Most Passing Attempts (By Tech)

|                             |                                     |      |
|-----------------------------|-------------------------------------|------|
| 53 (34 for 527 yards) ..... | Don Strock vs. Houston .....        | 1972 |
| 52 (26 for 335) .....       | Marcus Vick vs. Florida State ..... | 2005 |
| 50 (27 for 268) .....       | Will Furrer vs. Oklahoma .....      | 1991 |
| 48 (22 for 276) .....       | Don Strock vs. Florida State .....  | 1972 |
| 47 (25 for 385) .....       | Don Strock vs. Wake Forest .....    | 1972 |
| 45 (23 for 240) .....       | Don Strock vs. Oklahoma State ..... | 1971 |

## Most Passing Attempts (By Opponent)

|                             |                                      |      |
|-----------------------------|--------------------------------------|------|
| 54 (28 for 269 yards) ..... | Dean May of Louisville .....         | 1983 |
| 53 (28 for 312) .....       | Gary Pajcic of Florida State .....   | 1966 |
| 53 (22 for 272) .....       | Todd Ellis of South Carolina .....   | 1988 |
| 52 (27 for 302) .....       | Randy Joyce of Appalachian St. ....  | 1981 |
| 52 (29 for 498) .....       | Scott Milanovich of Maryland .....   | 1993 |
| 51 (20 for 239) .....       | Dan Darragh of William & Mary .....  | 1966 |
| 51 (25 for 234) .....       | Ben Bennett of Duke .....            | 1983 |
| 51 (20 for 209) .....       | Chad Johnston of West Virginia ..... | 1996 |

## Most Passing Completions (By Tech)

|                             |                                     |      |
|-----------------------------|-------------------------------------|------|
| 34 (of 53, 527 yards) ..... | Don Strock vs. Houston .....        | 1972 |
| 29 (of 44, 349) .....       | Don Strock vs. South Carolina ..... | 1972 |
| 27 (of 50, 268) .....       | Will Furrer vs. Oklahoma .....      | 1991 |
| 26 (of 52, 335) .....       | Marcus Vick vs. Florida State ..... | 2005 |
| 25 (of 47, 385) .....       | Don Strock vs. Wake Forest .....    | 1972 |
| 24 (of 43, 339) .....       | Don Strock vs. William & Mary ..... | 1972 |
| 24 (of 34, 247) .....       | Will Furrer vs. Southern Miss ..... | 1990 |
| 24 (of 37, 282) .....       | Jim Druckenmiller vs. Rutgers ..... | 1996 |
| 24 (of 34, 398) .....       | Bryan Randall vs. California .....  | 2003 |

## Most Passing Completions (By Opponent)

|                             |  |      |
|-----------------------------|--|------|
| 32 (of 46, 358 yards) ..... | Matt Schaub of Virginia .....          | 2003 |
| 31 (of 49, 406) .....       | Byron Leftwich of Marshall .....       | 2002 |
| 30 (of 47, 350) .....       | Danny McCoin of Cincinnati .....       | 1986 |
| 30 (of 50, 332) .....       | Marcus Crandell of East Carolina ..... | 1994 |
| 29 (of 52, 498) .....       | Scott Milanovich of Maryland .....     | 1993 |
| 28 (of 53, 312) .....       | Gary Pajcic of Florida State .....     | 1966 |
| 28 (of 54, 269) .....       | Dean May of Louisville .....           | 1983 |
| 28 (of 46, 303) .....       | Scott Zolak of Maryland .....          | 1990 |
| 28 (of 46, 407) .....       | David Priestley of Pittsburgh .....    | 1999 |

## Most Yards Rushing (By Tech)

|                        |                                       |      |
|------------------------|---------------------------------------|------|
| 243 (32 carries) ..... | Mike Imoh vs North Carolina .....     | 2004 |
| 241 (30) .....         | Kevin Jones vs. Pittsburgh .....      | 2003 |
| 223 (34) .....         | Kenny Lewis vs. VMI .....             | 1978 |
| 214 (28) .....         | Roscoe Coles vs. Tulsa .....          | 1976 |
| 210 (16) .....         | Michael Vick vs. Boston College ..... | 2000 |
| 204 (29) .....         | Bob Schweickert vs. Richmond .....    | 1963 |
| 202 (38) .....         | Cyrus Lawrence vs. Virginia .....     | 1981 |

## Most Yards Rushing (By Opponent)

|                        |                                  |      |
|------------------------|----------------------------------|------|
| 239 (44 carries) ..... | Paul Palmer of Temple .....      | 1986 |
| 233 (48) .....         | Barry Redden of Richmond .....   | 1980 |
| 226 (21) .....         | Wesley McFadden of Clemson ..... | 1987 |
| 223 (32) .....         | Barry Redden of Richmond .....   | 1981 |
| 205 (39) .....         | Willis McGahee of Miami .....    | 2002 |
| 201 (27) .....         | Robert Newhouse of Houston ..... | 1971 |

## Most Rushing Attempts (By Tech)

|                      |                                     |      |
|----------------------|-------------------------------------|------|
| 42 (179 yards) ..... | Cyrus Lawrence vs. Memphis St. .... | 1981 |
| 40 (194) .....       | Cyrus Lawrence vs. Virginia .....   | 1980 |
| 38 (202) .....       | Cyrus Lawrence vs. Virginia .....   | 1981 |
| 37 (181) .....       | Kevin Jones vs. Virginia .....      | 2001 |
| 36 (169) .....       | Cyrus Lawrence vs. Richmond .....   | 1981 |
| 36 (147) .....       | Ken Oxendine vs. Miami, Fla. ....   | 1997 |

## Most Rushing Attempts (By Opponent)

|                      |  |      |
|----------------------|--|------|
| 48 (233 yards) ..... | Barry Redden of Richmond .....         | 1980 |
| 44 (239) .....       | Paul Palmer of Temple .....            | 1986 |
| 39 (205) .....       | Willis McGahee of Miami .....          | 2002 |
| 38 (197) .....       | Derrick Knight of Boston College ..... | 2003 |
| 34 (149) .....       | Larry Russell of Wake Forest .....     | 1971 |
| 34 (124) .....       | Clinton Portis of Miami .....          | 2001 |

## Most Points Scored (By Tech)

|                                |                                     |      |
|--------------------------------|-------------------------------------|------|
| 36 (6 TDs) .....               | Tommy Francisco vs. VMI .....       | 1966 |
| 30 (5 TDs) .....               | Lee Suggs vs. UCF .....             | 2000 |
| 26 (4 TDs, 1 conversion) ..... | George Constantinides vs. UR .....  | 1967 |
| 24 (4 TDs) .....               | Terry Smoot vs. VMI .....           | 1969 |
| 24 (4 TDs) .....               | Kenny Lewis vs. Tulsa .....         | 1978 |
| 24 (4 TDs) .....               | Cyrus Lawrence vs. Wm. & Mary ..... | 1982 |
| 24 (4 TDs) .....               | Tommy Edwards vs. Pittsburgh .....  | 1993 |
| 24 (4 TDs) .....               | Lee Suggs vs. Rutgers .....         | 2000 |
| 24 (4 TDs) .....               | Lee Suggs vs. Virginia .....        | 2000 |
| 24 (4 TDs) .....               | Ernest Wilford vs. Syracuse .....   | 2002 |
| 24 (4 TDs) .....               | Kevin Jones vs. Pittsburgh .....    | 2003 |

## Most Points Scored (By Opponent)

|                          |                                     |      |
|--------------------------|-------------------------------------|------|
| 36 (6 TDs) .....         | Willis McGahee of Miami .....       | 2002 |
| 26 (4 TDs, 2 PATs) ..... | Jim Bakhtiar of Virginia .....      | 1957 |
| 24 (3 TDs, 6 PATs) ..... | Dickie Lewis of Wm. & Mary .....    | 1950 |
| 24 (4 TDs) .....         | Marvin Allen of Tulane .....        | 1987 |
| 24 (4 TDs) .....         | Mike Dingle of South Carolina ..... | 1990 |
| 24 (4 TDs) .....         | Chris Brantley of Rutgers .....     | 1992 |

## Most Receptions (By Tech)

|                      |                                       |      |
|----------------------|---------------------------------------|------|
| 13 (133 yards) ..... | Donald Snell vs. Cincinnati .....     | 1985 |
| 13 (170) .....       | Nick Cullen vs. Southern Miss .....   | 1990 |
| 10 (106) .....       | Sidney Snell vs. Virginia .....       | 1979 |
| 9 (213) .....        | Ricky Scales vs. Wake Forest .....    | 1972 |
| 9 (96) .....         | Ernest Wilford vs. UCF .....          | 2003 |
| 8 (84) .....         | Gene Fisher vs. Richmond .....        | 1965 |
| 8 (90) .....         | Gene Fisher vs. Geo. Washington ..... | 1965 |
| 8 (117) .....        | Mike Burnop vs. Houston .....         | 1972 |
| 8 (138) .....        | Sidney Snell vs. Wake Forest .....    | 1980 |
| 8 (81) .....         | Bo Campbell vs. South Carolina .....  | 1991 |
| 8 (194) .....        | Antonio Freeman vs. Temple .....      | 1993 |
| 8 (124) .....        | Antonio Freeman vs. Syracuse .....    | 1994 |
| 8 (80) .....         | André Davis vs. Pittsburgh .....      | 2001 |
| 8 (279) .....        | Ernest Wilford vs. Syracuse .....     | 2002 |
| 8 (110) .....        | Ernest Wilford vs. California .....   | 2003 |

## Most Receptions (By Opponent)

|                      |   |      |
|----------------------|---|------|
| 14 (106 yards) ..... | Frank Wycheck of Maryland .....         | 1990 |
| 13 (138) .....       | Ron Sellers of Florida State .....      | 1966 |
| 13 (215) .....       | Antonio Bryant of Pittsburgh .....      | 1999 |
| 13 (145) .....       | Heath Miller of Virginia .....          | 2003 |
| 12 (125) .....       | Chuck Albertson of Wm. & Mary .....     | 1966 |
| 12 (188) .....       | Latef Grim of Pittsburgh .....          | 1999 |
| 11 (182) .....       | Fred Biletnikoff of Florida State ..... | 1964 |
| 11 (82) .....        | Keith Edwards of Vanderbilt .....       | 1983 |
| 11 (70) .....        | Keith Edwards of Vanderbilt .....       | 1984 |
| 11 (172) .....       | Reggie Funderburk of Rutgers .....      | 1994 |
| 11 (164) .....       | Curtis Jones of Marshall .....          | 2002 |


## Most Receiving Yardage (By Tech)

|                          |                                     |      |
|--------------------------|-------------------------------------|------|
| 279 (8 receptions) ..... | Ernest Wilford vs. Syracuse .....   | 2002 |
| 213 (9) .....            | Ricky Scales vs. Wake Forest .....  | 1972 |
| 194 (8) .....            | Antonio Freeman vs. Temple .....    | 1993 |
| 171 (5) .....            | Sidney Snell vs. VMI .....          | 1979 |
| 170 (13) .....           | Nick Cullen vs. Southern Miss ..... | 1990 |
| 157 (6) .....            | Antonio Freeman vs. Rutgers .....   | 1992 |

## Most Receiving Yardage (By Opponent)

|                          |   |      |
|--------------------------|---|------|
| 229 (8 receptions) ..... | Ron Sellers of Florida State .....      | 1967 |
| 229 (9) .....            | David Tyree of Syracuse .....           | 2002 |
| 215 (13) .....           | Antonio Bryant of Pittsburgh .....      | 1999 |
| 193 (6) .....            | Andre Johnson of Miami .....            | 2002 |
| 188 (12) .....           | Latef Grim of Pittsburgh .....          | 1999 |
| 182 (11) .....           | Fred Biletnikoff of Florida State ..... | 1964 |
| 180 (6) .....            | Herman Moore of Virginia .....          | 1990 |

# Team Records



## Total Offense (by Tech)

|     |                    |          |
|-----|--------------------|----------|
| 675 | vs. Pittsburgh     | 9-11-93  |
| 641 | vs. Maryland       | 9-25-93  |
| 638 | vs. Akron          | 10-14-95 |
| 617 | vs. William & Mary | 10-29-83 |
| 606 | vs. Connecticut    | 9-1-01   |
| 605 | vs. Houston        | 10-7-72  |
| 591 | vs. East Carolina  | 11-9-96  |
| 589 | vs. Wake Forest    | 11-25-72 |

## Total Offense (by Opponent)

|     |                |          |
|-----|----------------|----------|
| 833 | Alabama        | 10-27-73 |
| 649 | Maryland       | 9-25-93  |
| 646 | Houston        | 11-13-71 |
| 617 | Boston College | 11-6-93  |
| 608 | Florida State  | 11-14-70 |
| 606 | Rutgers        | 10-31-92 |

## Total Plays (by Tech)

|    |                    |          |
|----|--------------------|----------|
| 98 | vs. Cincinnati     | 8-31-85  |
| 96 | vs. Wake Forest    | 11-22-75 |
| 95 | vs. South Carolina | 11-11-72 |
| 94 | vs. Richmond       | 10-26-74 |
| 94 | vs. Houston        | 10-7-72  |
| 94 | vs. N.C. State     | 9-29-56  |

## Total Plays (by Opponent)

|     |                |          |
|-----|----------------|----------|
| 100 | Syracuse       | 11-9-02  |
| 100 | Ohio Univ.     | 10-23-71 |
| 100 | William & Mary | 10-16-71 |
| 98  | Cincinnati     | 10-19-91 |
| 93  | South Carolina | 10-6-73  |
| 92  | Alabama        | 11-18-72 |

## Rushing Attempts (by Tech)

|    |                    |          |
|----|--------------------|----------|
| 87 | vs. Wake Forest    | 11-22-75 |
| 87 | vs. South Carolina | 10-12-74 |
| 86 | vs. Richmond       | 10-26-74 |
| 85 | vs. N.C. State     | 9-29-56  |
| 81 | vs. Virginia       | 10-27-56 |

## Rushing Attempts (by Opponent)

|    |                |          |
|----|----------------|----------|
| 78 | Wake Forest    | 9-18-71  |
| 77 | Kentucky       | 9-14-74  |
| 77 | Alabama        | 11-18-72 |
| 74 | Kentucky       | 9-13-75  |
| 73 | SMU            | 9-21-74  |
| 73 | Oklahoma State | 10-14-72 |

## Rushing Yards (by Tech)

|     |                    |          |
|-----|--------------------|----------|
| 500 | vs. Pittsburgh     | 9-11-93  |
| 469 | vs. Duke           | 11-15-69 |
| 467 | vs. William & Mary | 10-12-85 |
| 453 | vs. Akron          | 10-14-95 |
| 451 | vs. William & Mary | 10-29-83 |

## Rushing Yards (by Opponent)

|     |          |          |
|-----|----------|----------|
| 748 | Alabama  | 10-27-73 |
| 577 | Maryland | 12-2-50  |
| 500 | SMU      | 9-29-73  |
| 461 | Alabama  | 11-18-72 |
| 457 | Houston  | 11-13-71 |

## Rushing Touchdowns (by Tech)

|   |                 |                                     |
|---|-----------------|-------------------------------------|
| 8 | vs. Akron       | 10-14-95                            |
| 7 | vs. VMI         | 11-24-66                            |
|   | Pittsburgh      | 9-11-93                             |
| 6 | on 10 occasions | (most recent: vs. Marshall 9-12-02) |
| 5 | on 14 occasions | (most recent: vs. JMU 9-6-03)       |

## Rushing Touchdowns (by Opponent)

|   |          |          |
|---|----------|----------|
| 9 | Alabama  | 10-27-73 |
| 8 | Maryland | 12-2-50  |
| 6 | Miami    | 12-7-02  |
| 6 | Alabama  | 11-18-72 |
| 6 | Virginia | 10-7-50  |

## Passing Attempts (by Tech)

|    |                    |          |
|----|--------------------|----------|
| 53 | vs. Houston        | 10-7-72  |
| 52 | vs. Florida State  | 12-3-05  |
| 51 | vs. Cincinnati     | 8-31-85  |
| 50 | vs. Oklahoma       | 9-28-91  |
| 49 | vs. South Carolina | 11-11-72 |
| 48 | vs. Florida State  | 9-23-72  |

## Passing Attempts (by Opponent)

|    |                   |          |
|----|-------------------|----------|
| 58 | East Carolina     | 9-12-92  |
| 57 | Maryland          | 9-25-93  |
| 57 | Appalachian State | 10-23-82 |
| 56 | Marshall          | 9-12-02  |
| 56 | Appalachian State | 10-24-81 |
| 56 | Florida State     | 10-29-66 |

## Passing Completions (by Tech)

|           |                          |                |
|-----------|--------------------------|----------------|
| 34        | vs. Houston              | 10-7-72        |
| 31        | vs. South Carolina       | 11-11-72       |
| 29        | vs. UCF                  | 8-31-03        |
| 28        | vs. Southern Miss.       | 10-27-90       |
| 27        | vs. Oklahoma             | 9-28-91        |
| <b>26</b> | <b>vs. Florida State</b> | <b>12-3-05</b> |
| 26        | vs. Cincinnati           | 8-31-85        |
| 26        | vs. Wake Forest          | 11-25-72       |

## Passing Completions (by Opponent)

|    |                   |          |
|----|-------------------|----------|
| 36 | Marshall          | 9-12-02  |
| 34 | East Carolina     | 9-12-92  |
| 34 | William & Mary    | 9-25-82  |
| 32 | Virginia          | 11-29-03 |
| 30 | East Carolina     | 11-15-94 |
| 30 | Cincinnati        | 9-6-86   |
| 30 | Appalachian State | 10-24-81 |

## Passing Yards (by Tech)

|     |                    |          |
|-----|--------------------|----------|
| 527 | vs. Houston        | 10-7-72  |
| 504 | vs. Syracuse       | 11-9-02  |
| 413 | vs. South Carolina | 11-11-72 |
| 408 | vs. Wake Forest    | 11-25-72 |
| 398 | vs. California     | 12-26-03 |
| 376 | vs. Ohio Univ.     | 10-23-71 |
| 355 | vs. Oklahoma State | 10-14-72 |

## Passing Yards (by Opponent)

|     |                |          |
|-----|----------------|----------|
| 498 | Maryland       | 9-25-93  |
| 448 | Boston College | 11-6-93  |
| 442 | Marshall       | 9-12-02  |
| 427 | Pittsburgh     | 10-30-99 |
| 426 | East Carolina  | 9-12-92  |
| 408 | Florida State  | 10-14-89 |
| 403 | Syracuse       | 11-9-02  |

## Passing Touchdowns (by Tech)

|   |                 |   |
|---|-----------------|---|
| 5 | vs. Syracuse    | 11-9-02                                 |
| 5 | vs. Temple      | 10-16-93                                |
| 4 | on 10 occasions | (most recent: vs. Florida A&M 10-16-04) |

## Passing Touchdowns (by Opponent)

|   |                   |                                       |
|---|-------------------|---------------------------------------|
| 6 | Vanderbilt        | 11-13-82                              |
| 5 | Rutgers           | 10-31-92                              |
| 5 | Florida State     | 11-11-67                              |
| 4 | on nine occasions | (most recent: by Pittsburgh 10-28-00) |

## Total First Downs (by Tech)

|    |                |          |
|----|----------------|----------|
| 36 | vs. UCF        | 8-31-03  |
| 34 | vs. Akron      | 11-9-91  |
| 31 | vs. Pittsburgh | 9-11-93  |
| 30 | vs. Virginia   | 11-21-92 |
| 30 | vs. Houston    | 10-7-72  |
| 30 | vs. Pittsburgh | 10-28-00 |

## Total First Downs (by Opponent)

|    |                |          |
|----|----------------|----------|
| 34 | William & Mary | 10-16-71 |
| 32 | Rutgers        | 10-31-92 |
| 31 | Kentucky       | 9-13-75  |
| 31 | Florida State  | 11-14-70 |
| 30 | East Carolina  | 9-12-92  |
| 30 | Alabama        | 10-27-73 |

## Rushing First Downs (by Tech)

|    |                    |          |
|----|--------------------|----------|
| 25 | vs. South Carolina | 10-12-74 |
| 24 | vs. N.C. State     | 9-29-56  |
| 23 | vs. Pittsburgh     | 9-11-93  |
| 23 | vs. Wake Forest    | 11-19-77 |
| 23 | vs. VMI            | 10-9-76  |

## Rushing First Downs (by Opponent)

|    |             |          |
|----|-------------|----------|
| 26 | Alabama     | 10-27-73 |
| 23 | Alabama     | 11-18-72 |
| 23 | Wake Forest | 9-18-71  |
| 22 | Kentucky    | 9-13-75  |

## Passing First Downs (by Tech)

|    |                    |          |
|----|--------------------|----------|
| 23 | vs. UCF            | 8-31-03  |
| 22 | vs. Houston        | 10-7-72  |
| 19 | vs. Wake Forest    | 11-25-72 |
| 18 | vs. South Carolina | 11-11-72 |
| 17 | vs. Duke           | 10-9-82  |

## Passing First Downs (by Opponent)

|    |                |          |
|----|----------------|----------|
| 22 | East Carolina  | 9-12-92  |
| 21 | Marshall       | 9-12-02  |
| 21 | Cincinnati     | 9-6-86   |
| 20 | William & Mary | 10-16-71 |

## Kickoff Return Yardage (by Tech)

|     |                    |          |
|-----|--------------------|----------|
| 245 | vs. South Carolina | 10-6-73  |
| 240 | vs. Alabama        | 10-27-73 |
| 214 | vs. Clemson        | 9-16-89  |
| 213 | vs. Alabama        | 11-18-72 |
| 206 | vs. Maryland       | 12-2-50  |

## Kickoff Return Yardage (by Opponent)

|     |               |          |
|-----|---------------|----------|
| 205 | Florida State | 11-16-74 |
| 205 | Houston       | 10-12-73 |
| 203 | VMI           | 11-28-68 |
| 203 | Richmond      | 10-20-56 |
| 189 | Rutgers       | 10-23-93 |

## Punt Return Yardage (by Tech)

|     |                   |          |
|-----|-------------------|----------|
| 164 | vs. Pittsburgh    | 10-22-94 |
| 155 | vs. Syracuse      | 10-11-03 |
| 154 | vs. Richmond      | 10-21-67 |
| 152 | vs. West Virginia | 10-12-00 |
| 134 | vs. Miami         | 11-4-67  |
| 134 | vs. Virginia      | 10-22-60 |
| 129 | vs. Clemson       | 9-12-98  |

## Punt Return Yardage (by Opponent)

|     |                      |          |
|-----|----------------------|----------|
| 187 | Maryland             | 12-2-50  |
| 171 | Florida State        | 11-16-74 |
| 155 | N.C. State           | 10-28-50 |
| 127 | Kentucky             | 11-4-78  |
| 122 | Southern Mississippi | 9-17-88  |

## Interceptions (by Tech)

|   |                    |   |
|---|--------------------|---|
| 6 | vs. Rutgers        | 12-21-98                                  |
| 6 | vs. Rutgers        | 10-31-92                                  |
| 6 | vs. Florida State  | 11-2-68                                   |
| 5 | on eight occasions | (most recent: vs. South Carolina 10-8-88) |

## Interceptions (by Opponent)

|   |                   |                                     |
|---|-------------------|-------------------------------------|
| 7 | Florida State     | 10-10-59                            |
| 5 | on nine occasions | (most recent: by Virginia 11-19-94) |

## Interception Return Yardage (by Tech)

|     |                    |          |
|-----|--------------------|----------|
| 182 | vs. Vanderbilt     | 11-12-83 |
| 169 | vs. Rutgers        | 11-21-98 |
| 152 | vs. Miami          | 12-7-02  |
| 151 | vs. William & Mary | 9-23-67  |
| 148 | vs. Waynesburg     | 11-13-54 |

## Interception Return Yardage (by Opponent)

|     |               |          |
|-----|---------------|----------|
| 132 | Clemson       | 9-16-89  |
| 128 | Quantico      | 9-30-50  |
| 108 | Florida State | 9-29-90  |
| 107 | East Carolina | 11-16-91 |
| 107 | Virginia      | 11-10-79 |

# Season Records

## Total Offense

| Individual |                            | Team |         |
|------------|----------------------------|------|---------|
| 3170       | qb Don Strock, 1972        | 5223 | in 2003 |
| 2775       | qb Bryan Randall, 2004     | 5203 | in 2002 |
| 2773       | qb Marcus Vick, 2005       | 4970 | in 1999 |
| 2641       | qb Bryan Randall, 2002     | 4952 | in 2005 |
| 2425       | qb Michael Vick, 1999      | 4885 | in 1993 |
| 2404       | qb Don Strock, 1971        | 4752 | in 2004 |
| 2400       | qb Bryan Randall, 2003     | 4690 | in 2000 |
| 2276       | qb Jim Druckenmiller, 1996 | 4587 | in 1996 |
| 2177       | qb Maurice DeShazo, 1993   | 4534 | in 1983 |
| 2160       | qb Jim Druckenmiller, 1995 | 4527 | in 1972 |
| 2081       | qb Maurice DeShazo, 1994   | 4233 | in 1995 |
| 2046       | qb Will Furrer, 1990       | 4182 | in 1992 |

## Total Plays

| Individual |                            | Team |         |
|------------|----------------------------|------|---------|
| 480        | qb Don Strock, 1972        | 931  | in 2002 |
| 442        | qb Bryan Randall, 2004     | 900  | in 2005 |
| 436        | qb Marcus Vick, 2005       | 871  | in 2004 |
| 419        | qb Bryan Randall, 2002     | 857  | in 1972 |
| 413        | qb Don Strock, 1971        | 853  | in 1988 |
| 379        | qb Maurice DeShazo, 1994   | 838  | in 1974 |
| 355        | qb Jim Druckenmiller, 1995 | 834  | in 1993 |
| 337        | qb Will Furrer, 1988       | 833  | in 1982 |
| 329        | qb Will Furrer, 1990       | 828  | in 1985 |
| 327        | qb Bryan Randall, 2003     | 820  | in 2003 |

## Rushing Attempts

| Individual |                          | Team |         |
|------------|--------------------------|------|---------|
| 325        | tb Cyrus Lawrence, 1981  | 728  | in 1975 |
| 281        | tb Kevin Jones, 2003     | 710  | in 1976 |
| 271        | tb Cyrus Lawrence, 1980  | 704  | in 1974 |
| 257        | tb Lee Suggs, 2002       | 659  | in 2002 |
| 246        | tb Terry Smoot, 1969     | 649  | in 1977 |
| 237        | tb Ken Oxendine, 1997    | 621  | in 1956 |
| 226        | tb Shyrone Stith, 1999   | 615  | in 1983 |
| 222        | tb Lee Suggs, 2000       | 599  | in 1978 |
| 214        | rb Dwayne Thomas, 1993   | 599  | in 2005 |
| 209        | rb Roscoe Coles, 1976    | 597  | in 1969 |
| 203        | tb Tommy Francisco, 1966 | 587  | in 1979 |
| 200        | rb/qb Phil Rogers, 1975  |      |         |

## Rushing Yards

| Individual |                           | Team |         |
|------------|---------------------------|------|---------|
| 1647       | tb Kevin Jones, 2003      | 3076 | in 1975 |
| 1403       | tb Cyrus Lawrence, 1981   | 3069 | in 1983 |
| 1325       | tb Lee Suggs, 2002        | 2992 | in 1993 |
| 1221       | tb Cyrus Lawrence, 1980   | 2975 | in 2000 |
| 1207       | tb Lee Suggs, 2000        | 2974 | in 2002 |
| 1130       | rb Dwayne Thomas, 1993    | 2932 | in 1974 |
| 1119       | rb Roscoe Coles, 1976     | 2835 | in 1956 |
| 1119       | tb Shyrone Stith, 1999    | 2793 | in 1999 |
| 1045       | rb Roscoe Coles, 1975     | 2757 | in 1976 |
| 1036       | rb Phil Rogers, 1973      | 2721 | in 2003 |
| 1029       | tb Maurice Williams, 1986 | 2600 | in 1978 |
| 1020       | tb Kenny Lewis, 1978      | 2504 | in 1996 |
| 957        | tb Kevin Jones, 2001      | 2492 | in 1979 |

## Rushing Touchdowns

| Individual |                          | Team |         |
|------------|--------------------------|------|---------|
| 27         | tb Lee Suggs, 2000       | 46   | in 2000 |
| 22         | tb Lee Suggs, 2002       | 35   | in 1999 |
| 21         | tb Kevin Jones, 2003     | 35   | in 2002 |
| 13         | tb Tommy Francisco, 1966 | 33   | in 1974 |
| 13         | rb James Barber, 1972    | 33   | in 2003 |
| 13         | tb Ken Oxendine, 1996    | 32   | in 1956 |
| 13         | tb Shyrone Stith, 1999   | 30   | in 2005 |
| 11         | tb Terry Smoot, 1969     | 28   | in 1993 |
| 11         | tb Dwayne Thomas, 1993   | 27   | in 1983 |
| 11         | tb Cedric Humes, 2005    | 27   | in 1996 |
| 10         | fb Sonny Utz, 1964       | 24   | in 1974 |
| 10         | rb Roscoe Coles, 1975    | 24   | in 1985 |
| 10         | tb Kenny Lewis, 1978     |      |         |
| 10         | tb Tony Kennedy, 1991    |      |         |

## Passing Attempts

| Individual |                            | Team |         |
|------------|----------------------------|------|---------|
| 427        | qb Don Strock, 1972        | 440  | in 1972 |
| 356        | qb Don Strock, 1971        | 368  | in 1971 |
| 306        | qb Bryan Randall, 2004     | 329  | in 1990 |
| 296        | qb Will Furrer, 1990       | 324  | in 1988 |
| 296        | qb Maurice DeShazo, 1994   | 319  | in 2004 |
| 294        | qb Jim Druckenmiller, 1995 | 317  | in 1994 |
| 289        | qb Marcus Vick, 2005       | 313  | in 1991 |
| 279        | qb Will Furrer, 1988       | 313  | in 1995 |
| 257        | qb Will Furrer, 1991       | 305  | in 2003 |
| 254        | qb Grant Noel, 2001        | 301  | in 2005 |
| 250        | qb Jim Druckenmiller, 1996 | 291  | in 2001 |
| 248        | qb Bryan Randall, 2002     | 287  | in 1989 |

## Passing Completions

| Individual |                            | Team |         |
|------------|----------------------------|------|---------|
| 228        | qb Don Strock, 1972        | 233  | in 1972 |
| 195        | qb Don Strock, 1971        | 202  | in 1971 |
| 177        | qb Marcus Vick, 2005       | 192  | in 1990 |
| 173        | qb Will Furrer, 1990       | 181  | in 2003 |
| 170        | qb Bryan Randall, 2004     | 181  | in 2005 |
| 164        | qb Maurice DeShazo, 1994   | 180  | in 1991 |
| 158        | qb Bryan Randall, 2002     | 179  | in 2004 |
| 151        | qb Jim Druckenmiller, 1995 | 174  | in 1994 |
| 150        | qb Bryan Randall, 2003     | 168  | in 2002 |
| 148        | qb Will Furrer, 1991       | 163  | in 1995 |
| 146        | qb Grant Noel, 2001        | 159  | in 2001 |

## Passing Yards

| Individual |                            | Team |         |
|------------|----------------------------|------|---------|
| 3243       | qb Don Strock, 1972        | 3348 | in 1972 |
| 2577       | qb Don Strock, 1971        | 2695 | in 1971 |
| 2393       | qb Marcus Vick, 2005       | 2502 | in 2003 |
| 2264       | qb Bryan Randall, 2004     | 2473 | in 2005 |
| 2134       | qb Bryan Randall, 2002     | 2435 | in 2004 |
| 2122       | qb Will Furrer, 1990       | 2373 | in 1990 |
| 2110       | qb Maurice DeShazo, 1994   | 2229 | in 2002 |
| 2103       | qb Jim Druckenmiller, 1995 | 2214 | in 1993 |
| 2080       | qb Maurice DeShazo, 1993   | 2206 | in 1995 |
| 2071       | qb Jim Druckenmiller, 1996 | 2185 | in 1994 |
| 1996       | qb Bryan Randall, 2003     | 2177 | in 1999 |
| 1965       | qb Bryan Randall, 2004     | 2139 | in 1991 |

## Passing Touchdowns

| Individual |                            | Team |         |
|------------|----------------------------|------|---------|
| 22         | qb Maurice DeShazo, 1993   | 24   | in 1993 |
| 21         | qb Brian Randall, 2004     | 24   | in 2004 |
| 19         | qb Will Furrer, 1990       | 20   | in 1990 |
| 17         | qb Jim Druckenmiller, 1996 | 18   | in 1972 |
| 17         | qb Marcus Vick, 2005       | 18   | in 2005 |
| 16         | qb Don Strock, 1972        | 17   | in 1996 |
| 16         | qb Grant Noel, 2001        | 17   | in 2003 |
| 15         | qb Will Furrer, 1991       | 16   | in 1959 |
| 15         | qb Bryan Randall, 2003     | 16   | in 1991 |
| 14         | qb Jim Druckenmiller, 1995 | 16   | in 2001 |
| 13         | qb Steve Casey, 1980       | 15   | in 1992 |
| 13         | qb Maurice DeShazo, 1994   | 14   | in 1980 |
| 12         | qb Don Strock, 1971        | 14   | in 1994 |
| 12         | qb Maurice DeShazo, 1992   | 14   | in 1995 |
| 12         | qb Michael Vick, 1999      | 14   | in 1999 |
| 12         | qb Bryan Randall, 2002     | 14   | in 2002 |
| 10         | qb Frank Eastman, 1959     | 13   | in 1973 |
| 10         | qb Steve Casey, 1979       | 12   | in 1971 |
| 10         | qb Erik Chapman, 1986      | 12   | in 1987 |
| 10         | qb Erik Chapman, 1987      | 12   | in 1997 |
| 10         | qb Al Clark, 1997          | 12   | in 1998 |

## Pass Receptions

| Individual |                          |
|------------|--------------------------|
| 55         | se Ernest Wilford, 2003  |
| 51         | se Ernest Wilford, 2002  |
| 46         | te Mike Burnop, 1971     |
| 43         | wr Ricky Scales, 1972    |
| 43         | wb Sidney Snell, 1979    |
| 43         | wb Sidney Snell, 1980    |
| 39         | te Joe Jones, 1984       |
| 39         | fl André Davis, 2001     |
| 38         | te Steve Johnson, 1987   |
| 38         | fl Marcus Mickel, 1990   |
| 38         | se Antonio Freeman, 1994 |
| 37         | wr Donnie Reel, 1971     |
| 37         | se Mike Giacalone, 1982  |
| 37         | se Nick Cullen, 1990     |
| 37         | se Ricky Hall, 1998      |

## Receiving Yards


| Individual |                          |
|------------|--------------------------|
| 962        | fl André Davis, 1999     |
| 925        | se Ernest Wilford, 2002  |
| 886        | se Ernest Wilford, 2003  |
| 826        | wr Ricky Scales, 1972    |
| 772        | wr Ricky Scales, 1973    |
| 706        | wb Sidney Snell, 1979    |
| 705        | wr Donnie Reel, 1971     |
| 703        | se Antonio Freeman, 1992 |
| 674        | wr Ricky Scales, 1974    |
| 661        | se Donald Snell, 1986    |
| 650        | se Ricky Hall, 1998      |
| 644        | se Antonio Freeman, 1993 |
| 628        | fl Bryan Still, 1995     |

## Receiving TDs

| Individual |                          |
|------------|--------------------------|
| 9          | se Antonio Freeman, 1993 |
| 9          | fl André Davis, 1999     |
| 8          | wb Sidney Snell, 1980    |
| 8          | se Ricky Hall, 1998      |
| 7          | wr Ricky Scales, 1972    |
| 7          | wr Ricky Scales, 1973    |
| 7          | wb Sidney Snell, 1979    |
| 7          | se Mike Giacalone, 1981  |
| 7          | se Bo Campbell, 1991     |
| 7          | fl André Davis, 2001     |
| 7          | se Ernest Wilford, 2002  |
| 6          | se Carroll Dale, 1958    |
| 6          | se Carroll Dale, 1959    |
| 6          | hb Terry Strock, 1960    |
| 6          | se Donald Snell, 1986    |
| 6          | se Antonio Freeman, 1992 |
| 6          | se Jermaine Holmes, 1995 |
| 6          | te Jeff King, 2005       |

## Total Touchdowns

| Individual |                          | Team |         |
|------------|--------------------------|------|---------|
| 28         | tb Lee Suggs, 2000       | 61   | in 2000 |
| 22         | tb Lee Suggs, 2002       | 61   | in 2003 |
| 21         | tb Kevin Jones, 2003     | 57   | in 1999 |
| 14         | tb Tommy Francisco, 1966 | 56   | in 2002 |
| 13         | rb James Barber, 1972    | 55   | in 1993 |
| 13         | tb Ken Oxendine, 1996    | 55   | in 2005 |
| 13         | tb Shyrone Stith, 1999   | 48   | in 2004 |
| 12         | tb Terry Smoot, 1969     | 46   | in 1996 |
| 12         | tb Dwayne Thomas, 1993   | 46   | in 2001 |
| 12         | fl André Davis, 1999     | 41   | in 1995 |
| 11         | hb Alger Pugh, 1959      | 40   | in 1956 |
| 11         | fb Sonny Utz, 1964       | 40   | in 1983 |
| 11         | qb Bruce Arians, 1974    | 39   | in 1974 |
| 11         | tb Tony Kennedy, 1991    | 39   | in 1998 |
| 11         | tb Cedric Humes, 2005    |      |         |



**Antonio Freeman**



## Total Points

| Individual |                              | Team |         |
|------------|------------------------------|------|---------|
| 168        | tb Lee Suggs, 2000           | 460  | in 2003 |
| 144        | tb Lee Suggs, 2002           | 455  | in 1999 |
| 126        | tb Kevin Jones, 2003         | 443  | in 2000 |
| <b>108</b> | <b>pk Brandon Pace, 2005</b> | 440  | in 2005 |
| 107        | pk Shayne Graham, 1999       | 429  | in 2002 |
| 106        | pk Brandon Pace, 2004        | 400  | in 1993 |
| 103        | pk Shayne Graham, 1998       | 400  | in 2004 |
| 93         | pk Chris Kinzer, 1986        | 359  | in 2001 |
| 92         | pk Shayne Graham, 1997       | 349  | in 1996 |
| 90         | pk Carter Warley, 2003       | 343  | in 1998 |
| 84         | tb Tommy Francisco, 1966     | 321  | in 1997 |
| 78         | rb James Barber, 1972        | 321  | in 1995 |
| 78         | pk Ryan Williams, 1994       | 307  | in 1972 |
| 78         | tb Ken Oxendine, 1996        | 305  | in 1905 |
| 78         | tb Shyrone Stith, 1999       | 304  | in 1994 |
| 77         | pk Mickey Thomas, 1989       | 301  | in 1983 |
| 77         | pk Carter Warley, 2000       | 278  | in 1974 |
| 77         | pk Carter Warley, 2001       | 275  | in 1991 |
| 73         | pk Dave Strock, 1972         | 274  | in 1985 |

## Punts

| Individual |                      | Team |         |
|------------|----------------------|------|---------|
| 88         | Gene Fisher, 1967    | 88   | in 1967 |
| 82         | Jack Simcsak, 1968   | 82   | in 1968 |
| 79         | Bill Renner, 1982    | 80   | in 1982 |
| 77         | Chris Baucia, 1989   | 79   | in 1970 |
| 68         | Gene Fisher, 1966    | 79   | in 1989 |
| 68         | George Roberts, 1976 | 74   | in 1988 |
| 66         | Jack Williams, 1952  | 71   | in 1950 |
| 66         | Jack Simcsak, 1969   | 69   | in 1962 |
| 66         | Chris Baucia, 1990   | 69   | in 1966 |
| 64         | Vinnie Burns, 2002   | 68   | in 1976 |

## Punting Average

| Individual  |                          | Team        |                |
|-------------|--------------------------|-------------|----------------|
| 45.1        | Jimmy Kibble, 1997       | <b>43.2</b> | <b>in 2005</b> |
| <b>43.2</b> | <b>Nic Schmitt, 2005</b> | 42.3        | in 1979        |
| 42.3        | Dave Smigelsky, 1979     | 42.1        | in 1994        |
| 42.1        | George Roberts, 1977     | 42.0        | in 1997        |
| 42.1        | Robbie Colley, 1994      | 41.9        | in 1984        |
| 41.9        | David Cox, 1984          | 41.5        | in 1976        |
| 41.5        | George Roberts, 1976     | 41.4        | in 1977        |
| 41.5        | Jimmy Kibble, 1998       | 41.2        | in 1969        |
| 41.4        | Andy Hromyak, 1972       | 40.8        | in 1998        |
| 41.2        | Jack Simcsak, 1969       | 40.7        | in 1952        |
| 41.0        | Dave Smigelsky, 1978     | 40.4        | in 1978        |
| 41.0        | David Cox, 1983          | 40.3        | in 1983        |
| 40.9        | Jack Williams, 1953      |             |                |

## Punt Returns

| Individual |                       | Team |         |
|------------|-----------------------|------|---------|
| 51         | John Ludlow, 1982     | 53   | in 1982 |
| 40         | Ricky Hall, 1999      | 47   | in 1998 |
| 39         | Antonio Freeman, 1994 | 47   | in 2004 |
| 38         | Angelo Harrison, 1998 | 46   | in 2005 |
| 37         | John Ludlow, 1980     | 45   | in 1969 |
| 37         | Derek Carter, 1983    | 45   | in 1983 |
| 35         | John Ludlow, 1981     | 44   | in 1980 |
| 35         | André Davis, 2001     | 44   | in 1994 |
| 34         | Tim Bosiack, 1970     | 44   | in 1996 |
| 34         | Billy Myers, 1984     | 43   | in 1970 |
| 33         | DeAngelo Hall, 2003   | 42   | in 1984 |
|            |                       | 42   | in 1999 |
|            |                       | 42   | in 2001 |

## Punt Return Yardage

| Individual |                       | Team |         |
|------------|-----------------------|------|---------|
| 510        | Ricky Hall, 1999      | 711  | in 2000 |
| 487        | DeAngelo Hall, 2003   | 589  | in 1994 |
| 467        | Antonio Freeman, 1994 | 572  | in 1998 |
| 420        | Frank Loria, 1967     | 572  | in 2002 |
| 437        | André Davis, 2001     | 560  | in 2001 |
| 396        | André Davis, 2000     | 558  | in 1952 |
| 376        | Angelo Harrison, 1998 | 554  | in 1967 |
| 375        | Billy Anderson, 1952  | 537  | in 1957 |
| 352        | DeAngelo Hall, 2002   | 537  | in 2003 |
| 335        | Billy Myers, 1984     | 518  | in 1999 |
| 292        | Marcus Mickel, 1990   | 451  | in 1956 |
| 289        | Derek Carter, 1983    | 446  | in 1958 |
| 284        | John Ludlow, 1982     | 439  | in 2004 |

## Kickoff Returns

| Individual |                       | Team |         |
|------------|-----------------------|------|---------|
| 33         | Billy Hardee, 1973    | 67   | in 1950 |
| 25         | Rich Matijevich, 1970 | 64   | in 1973 |
| 25         | Marcus Mickel, 1989   | 50   | in 1988 |
| 24         | Kenny Lewis, 1977     | 48   | in 1971 |
| 23         | Larry Fallen, 1978    | 46   | in 1974 |
| 23         | Richard Johnson, 2002 | 45   | in 1977 |
| 22         | Bob Thomas, 1982      | 44   | in 1952 |
| 22         | Jon Jeffries, 1987    | 44   | in 1987 |
| 22         | André Kendrick, 2000  | 42   | in 1970 |
| 20         | Sterling Wingo, 1950  | 40   | in 1972 |
| 19         | Eddie Hunter, 1986    |      |         |
| 19         | Bryan Still, 1994     |      |         |

## Kickoff Return Yardage

| Individual |                       | Team |         |
|------------|-----------------------|------|---------|
| 758        | Billy Hardee, 1973    | 1431 | in 1973 |
| 561        | Jon Jeffries, 1987    | 1075 | in 1950 |
| 549        | Mike Imoh, 2003       | 962  | in 1971 |
| 546        | Marcus Mickel, 1989   | 909  | in 1987 |
| 540        | Kenny Lewis, 1977     | 872  | in 1988 |
| 526        | Larry Fallen, 1978    | 866  | in 1977 |
| 501        | Rich Matijevich, 1970 | 832  | in 1952 |
| 493        | Bryan Still, 1994     | 827  | in 2003 |
| 487        | Bob Thomas, 1982      | 823  | in 1965 |
| 485        | Richard Johnson, 2002 | 804  | in 1972 |
|            |                       | 795  | in 1970 |

## Interceptions

| Individual |                             | Team      |                |
|------------|-----------------------------|-----------|----------------|
| 9          | hb Ron Davidson, 1967       | 27        | in 1967        |
| 7          | lb Mike Widger, 1968        | 25        | in 1968        |
| 7          | cb Billy Hardee, 1975       | 24        | in 2002        |
| 7          | cb Gene Bunn, 1976          | 23        | in 1954        |
| 7          | fs Ashley Lee, 1984         | 23        | in 1998        |
| 7          | cb Tyrone Drakeford, 1992   | 23        | in 2000        |
| 6          | s Lenny Smith, 1968         | 22        | in 1984        |
| 6          | cb Gene Bunn, 1977          | 21        | in 1983        |
| 6          | fs Willie Pile, 2000        | 20        | in 1963        |
| 5          | 16 players tied with 5 each | 19        | in 1981        |
|            |                             | 19        | in 1988        |
|            |                             | 19        | in 2001        |
|            |                             | 19        | in 2004        |
|            |                             | <b>19</b> | <b>in 2005</b> |

## Interception Yardage

| Individual |                           | Team |         |
|------------|---------------------------|------|---------|
| 210        | hb Johnny Watkins, 1960   | 594  | in 1954 |
| 203        | lb Mike Widger, 1968      | 475  | in 1998 |
| 182        | fs Ashley Lee, 1983       | 423  | in 1968 |
| 171        | fs Willie Pile, 2002      | 409  | in 2002 |
| 166        | cb Eric Green, 2003       | 404  | in 2003 |
| 155        | fs Ashley Lee, 1984       | 397  | in 1967 |
| 149        | hb Ron Davidson, 1967     | 365  | in 2004 |
| 121        | cb Tyrone Drakeford, 1992 | 355  | in 1983 |
| 119        | hb Dickie Beard, 1954     | 350  | in 1984 |
| 116        | s Kirk Alexander, 1991    | 325  | in 1960 |
| 109        | lb Don Divers, 1954       | 323  | in 1970 |

## Miscellaneous Records

**Overall record:** \*627-415-46 (112 seasons)  
**Overall winning seasons:** 76  
**Overall losing seasons:** 27  
**Overall .500 seasons:** 9  
**Most wins in a season:** 11 in 1999, 2000 & 2005  
**Most losses in a season:** 10 in 1950  
**Most consecutive wins:** 13 (Sept. 23, 1995 vs. Miami through Sept. 21, 1996 vs Rutgers ... Ended by Syracuse, Sept. 28, 1996)  
**Most consecutive losses:** 10 (Sept. 30, 1950 vs. Quantico through Dec. 2, 1950 vs. Maryland ... Ended against Marshall, Sept. 15, 1951)  
**Most wins at home in a season:** 7 in 1996  
**Most losses at home in a season:** 4 in 1992  
**Most consecutive wins at home:** 23 (Nov. 7, 1914 vs. Marshall through Oct. 9, 1920 vs. Emory & Henry ... Ended by Maryland, Oct. 23, 1920)  
**Most consecutive losses at home:** 9 (Sept. 25, 1948 vs. George Washington through Oct. 27, 1951 vs. N.C. State ... Ended against Richmond, Nov. 17, 1951)  
**Most wins on the road in a season:** 7 in 1963 & 1995 (includes neutral sites)  
**Most consecutive wins on the road:** 9 (Sept. 30, 1995 vs. Pittsburgh through Sept. 14, 1996 vs. Boston College ... Ended by Syracuse, Sept. 28, 1996)  
**Most losses on the road in a season:** 7 in 1950 (includes neutral sites)  
**Most consecutive losses on the road:** 9 (Sept. 19, 1987 vs. Virginia through Sept. 24, 1988 vs. Syracuse ... Ended against Cincinnati, Oct. 15, 1988)  
**Undefeated seasons:** 2; 1918 (7-0) & 1954 (8-0-1)  
**Winless seasons:** 3; 1893 (0-2), 1948 (0-8-1) & 1950 (0-10)  
**Undefeated seasons at home:** 54  
**Winless seasons at home:** 6  
**Undefeated seasons on the road:** 4; 1901, 1918, 1954 & 1995 (includes neutral sites)  
**Winless seasons on the road:** 7 (includes neutral sites)  
**Most consecutive winning seasons:** 14 (1901 through 1914)  
**Most consecutive losing seasons:** 8 (1945 through 1952)  
**Overall record in season openers:** 79-32-1  
**Overall record in season openers at home:** 59-13-0  
**Most consecutive opening game wins:** 40 (1903 through 1942)  
**Most consecutive opening game losses:** 8 (1968 through 1975)  
**Most consecutive games scoring:** 135 (Sept. 23, 1996 vs. Miami ... still ongoing at start of the 2006 season)  
**Most shutouts in a season:** 7 in 1905 & 1906  
**Most consecutive shutouts:** 7 (Nov. 7, 1903 vs. UNC through Oct. 22, 1904 vs. William & Mary ... Ended by UNC, Oct. 29, 1904)  
**Most shutouts by opponents in a season:** 5 in five different seasons  
**Most consecutive shutouts by opponents:** 5 (Sept. 25, 1948 vs. George Washington through Oct. 23, 1948 vs. Duke ... Ended against Army, Oct. 30, 1948)  
**Most ties in a season:** 3; 1924, 1933 & 1946  
**Most consecutive ties:** 2; five different times

*\*Temple forfeited a win to Tech during the 1986 season because of an ineligible player. (This win is not recognized by the NCAA.)*

# Longest Yards Since 1954

## Running Plays

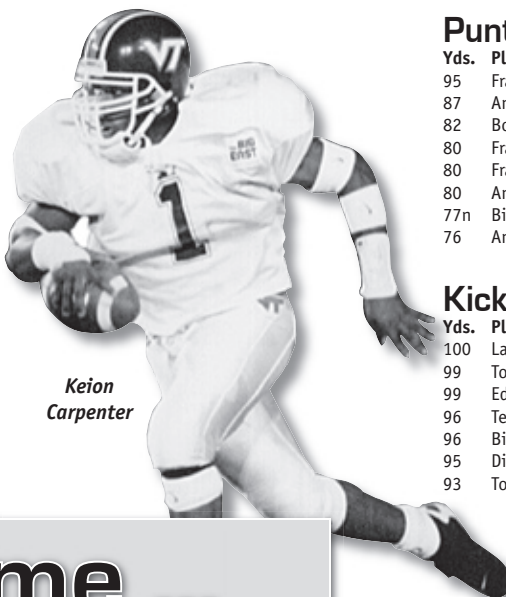
| Yds. | Player                   | Opponent         | Date     |
|------|--------------------------|------------------|----------|
| 96   | qb Bob Schweickert       | Wake Forest      | 11/10/62 |
| 89   | rb Roscoe Coles          | Auburn           | 10/4/75  |
| 88   | fb Ken Edwards           | Florida State    | 11/2/68  |
| 87   | tb Kevin Jones           | Temple           | 11/10/01 |
| 82   | hb Phil Rogers           | VMI              | 11/15/75 |
| 82   | qb Michael Vick          | Boston College   | 9/30/00  |
| 81   | qb Al Clark              | Rutgers          | 8/30/97  |
| 80   | tb Kevin Jones           | Pittsburgh       | 11/8/03  |
| 77   | qb Warren Price          | William and Mary | 9/16/61  |
| 77n  | tb Tommy Francisco       | Wake Forest      | 9/18/65  |
| 77   | qb David Lamie           | William and Mary | 10/8/77  |
| 76   | fb George Constantinides | Richmond         | 10/21/67 |
| 76   | fb Jarrett Ferguson      | Syracuse         | 11/14/98 |
| 75   | qb Michael Vick          | Temple           | 11/20/99 |
| 75   | qb Bryan Randall         | Syracuse         | 10/11/03 |

## Pass Plays

| Yds. | Players (Opponent)                                      | Date     |
|------|---|----------|
| 91   | qb Steve Casey to wb Sidney Snell (VMI)                 | 11/17/79 |
| 88   | qb Erik Chapman to se Donald Wayne Snell (UR)           | 11/8/86  |
| 87   | qb Bryan Randall to se Ernest Wilford (Syracuse)        | 11/9/02  |
| 87n  | qb Bryan Randall to te Keith Willis (Syracuse)          | 11/9/02  |
| 85n  | qb Jim Druckenmiller to fl Bryan Still (Pittsburgh)     | 9/30/95  |
| 83   | qb Treg Koel to se Antonio Freeman (West Va.)           | 9/26/92  |
| 80   | hb Phil Rogers to wr Ricky Scales (Virginia)            | 10/20/73 |
| 80   | qb Jim Druckenmiller to fl Bryan Still (Boston College) | 9/7/95   |
| 80   | qb Al Clark to fl Marcus Gildersleeve (Rutgers)         | 8/30/97  |
| 80   | qb Bryan Randall to Josh Morgan (Auburn)                | 1/3/05   |
| 80   | qb Bryan Randall to Eddie Royal (Georgia Tech)          | 10/28/04 |
| 78   | qb Don Strock to se Jimmy Quinn (Ohio Univ.)            | 10/23/71 |
| 78   | qb Will Furrer to tb Vaughn Hebron (West Va.)           | 10/6/90  |
| 75   | qb Bryan Randall to se Ernest Wilford (Syracuse)        | 11/9/02  |
| 74   | qb Rick Popp to wr Billy Hardee (S. Carolina)           | 10/6/73  |
| 74   | qb David Lamie to wb Dennis Scott (VMI)                 | 11/18/78 |
| 74   | qb Michael Vick to fl André Davis (Rutgers)             | 10/9/99  |

## Opponents' Longest Plays

**Longest run from scrimmage:** 97 yards, rb Larry Key of Florida State, Nov. 20, 1976, at Tallahassee.  
**Longest pass completion:** 97 yards, qb Tim Hasselbeck to wr Dedrick Dewalt of Boston College, Nov. 26, 1999, at Blacksburg.  
**Longest kickoff return:** 100 yards, Leon Bright of Florida State, Nov. 16, 1974, at Tallahassee and Jim Stewart of Tulsa, Nov. 6, 1976, at Blacksburg.  
**Longest punt return:** 89 yards, Tommy Warner of Tulane, Sept. 20, 1957, at New Orleans.  
**Longest interception return:** 99 yards, Marcus Mauney of West Virginia, Nov. 23, 1974, at Blacksburg.  
**Longest field goal:** 56 yards, Ken Stadlin of Virginia, Sept. 29, 1984, at Blacksburg.  
**Longest punt:** 78 yards, Mark Fazzolari of West Virginia, Nov. 6, 1999, at Morgantown.



Keion Carpenter

## Punt Returns

| Yds. | Player          | Opponent        | Date     |
|------|-----------------|-----------------|----------|
| 95   | Frank Loria     | Miami (Fla.)    | 11/4/67  |
| 87   | André Davis     | East Carolina   | 9/7/00   |
| 82   | Bob Schweickert | VMI             | 11/28/63 |
| 80   | Frank Loria     | Geo. Washington | 9/24/66  |
| 80   | Frank Loria     | Florida State   | 10/29/66 |
| 80   | Antonio Freeman | Pittsburgh      | 10/22/94 |
| 77n  | Billy Hardee    | Virginia        | 10/19/74 |
| 76   | André Davis     | West Virginia   | 10/12/00 |

## Kickoff Returns

| Yds. | Player            | Opponent       | Date     |
|------|-------------------|----------------|----------|
| 100  | Larry Fallen      | Clemson        | 10/7/78  |
| 99   | Tommy Walker      | VMI            | 11/28/63 |
| 99   | Eddie Hunter      | South Carolina | 10/11/86 |
| 96   | Terry Strock      | Virginia       | 10/21/61 |
| 96   | Billy Hardee      | South Carolina | 10/6/73  |
| 95   | Dickie Longerbeam | Richmond       | 9/25/65  |
| 93   | Tommy Francisco   | VMI            | 11/25/65 |

# The Last Time ...

### A punt was returned for a touchdown:

VT Dec. 26, 2003 DeAngelo Hall vs. Cal at Phoenix, Ariz., 52 yards.  
 Opp. Dec. 3, 2005 Willie Reid of Florida State, at Jacksonville, Fla., 83 yards.

### A kickoff was returned for a touchdown:

VT Sept. 27, 2003 Mike Imoh vs. UConn, at Blacksburg, 91 yards.  
 Opp. Nov. 13, 1993 Jeyson Wilson of Syracuse, at Blacksburg, 86 yards.

### A pass interception was returned for a touchdown:

VT Jan. 2, 2006 James Anderson vs. Louisville, at Jacksonville, Fla., 39 yards.  
 Opp. Oct. 2, 2004 Eric Wicks of West Virginia, at Blacksburg, 34 yards.

### A punt was blocked:

VT Nov. 24, 2005 Victor Harris vs. North Carolina, at Blacksburg.  
 Opp. Nov. 6, 2004 Tom O'Leary of North Carolina, at North Carolina.

### A punt was blocked for a touchdown:

VT Sept. 27, 2003 Nathaniel Adibi blocked a UConn punt and Chris Clifton returned for a TD, at Blacksburg.  
 Opp. Nov. 6, 2004 Tom O'Leary of North Carolina blocked punt and D.J. Walker returned for TD, at North Carolina.

### A safety was recorded:

VT Oct. 28, 2004 Georgia Tech quarterback ran out of end zone, at Georgia Tech.  
 Opp. Oct. 27, 2001 Tech quarterback tackled in end zone by Syracuse, at Blacksburg.

### A fumble was recovered for a touchdown:

VT Oct. 16, 1999 Tee Butler vs. Syracuse, at Blacksburg.  
 Opp. Nov. 5, 2005 Kareem Brown of Miami, at Blacksburg.

### A fumble or intercepted fumble was returned for a touchdown:

VT Oct. 8, 2005 Vince Hall vs. Marshall, at Blacksburg, returned fumble 15 yards.  
 Opp. Oct. 12, 2000 Ben Meighan of West Virginia, at Blacksburg, returned fumble 36 yards.

### Teammates rushed for 100 yards in same game:

VT Nov. 26, 2005 Cedric Humes (134) and Branden Ore (104) vs. North Carolina, at Blacksburg.  
 Opp. Oct. 1, 1994 Malcolm Thomas (185) and Kirby Dar Dar (108) of Syracuse, at Syracuse.

### A QB surpassed the century mark in rushing and passing in one game:

VT Oct. 20, 2005 Marcus Vick (133 yards rushing, 211 yards passing) vs. Maryland, at Maryland.  
 Opp. Nov. 15, 2003 Walter Washington (151 yds. rushing; 156 yds. passing) of Temple, at Philadelphia.

## Interception Returns

| Yds. | Player                | Opponent        | Date     |
|------|-----------------------|-----------------|----------|
| 100  | s Keion Carpenter     | Miami           | 11/16/96 |
| 98   | lb Jamel Smith        | Rutgers         | 11/21/98 |
| 96   | fs Willie Pile        | Miami           | 12/7/02  |
| 95   | s Kirk Alexander      | Cincinnati      | 10/19/91 |
| 94   | s Ashley Lee          | Vanderbilt      | 11/12/83 |
| 90   | lb Randy Cockrell     | Navy            | 10/3/87  |
| 88n  | hb Johnny Watkins     | William & Mary  | 10/15/60 |
| 88   | fs Ashley Lee         | Vanderbilt      | 11/12/83 |
| 87   | lb Clarence Culpepper | William & Mary  | 9/23/67  |
| 85   | lb Mike Johnson       | Appalachian St. | 10/23/82 |
| 85   | rov Pierson Prioleau  | Boston College  | 10/8/98  |

## Field Goals

| Yds. | Player          | Opponent        | Date     |
|------|-----------------|-----------------|----------|
| 61   | c Wayne Latimer | Florida State   | 10/11/75 |
| 59   | c Dave Strock   | So. Mississippi | 11/4/72  |
| 56   | s Paul Engle    | Virginia        | 10/15/77 |
| 55   | c Jack Simcsak  | Kentucky        | 10/11/69 |
| 55   | c Dave Strock   | So. Mississippi | 11/4/72  |
| 53   | s Shayne Graham | Clemson         | 9/12/98  |
| 55   | c Wayne Latimer | Virginia        | 10/20/73 |
| 53   | c Dave Strock   | Oklahoma State  | 10/14/72 |
| 52   | s Shayne Graham | Pittsburgh      | 10/30/99 |
| 51   | c Wayne Latimer | Houston         | 10/12/73 |

## Punts

| Yds. | Player       | Opponent          | Date     |
|------|--------------|-------------------|----------|
| 78   | Gene Fisher  | at West Virginia  | 10/28/67 |
| 75   | Jimmy Kibble | at Pittsburgh     | 11/22/97 |
| 71   | Bill Renner  | Appalachian State | 10/24/81 |
| 70   | Jack Simcsak | at Richmond       | 10/4/69  |


n: non-scoring plays c: conventional-style s: soccer style

# National Awards

## Jack Grove won the Rimington Trophy for 2003

Jake Grove arrived on the Virginia Tech campus as a lightly recruited guard from Forest, Va. He left as a unanimous All-American, winner of the Rimington Trophy as the nation's top center, and a second-round draft pick of the Oakland Raiders.

Heading into his junior season, Grove made the switch over to the center position and became a natural fit. By the time he headed into his final season, he was gaining headlines and recognition for his play. He was rewarded by being named to all five major All-America first teams. He was awarded the Dave Rimington Trophy, given to the nation's top collegiate center.

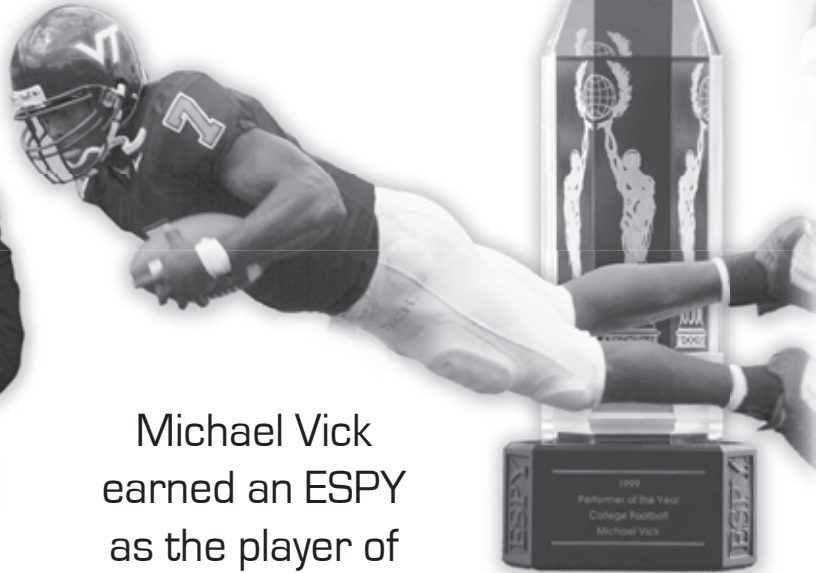


## Michael Vick earned an ESPY as the player of the year for 1999

When Michael Vick took to the field against James Madison on Sept. 4, 1999, little did people in attendance or watching on television realize they would be watching the beginning of the most exciting two years in Virginia Tech football history.

In 1999, Vick led the Hokies to a perfect 11-0 regular season and a berth in the national championship game, both firsts in school history. The Hokies lost that game to Florida State, but all the talk was about the performance the redshirt freshman put on in that game.

For his accomplishments that year, he was awarded an ESPY by ESPN, given to the nation's top college football player. Vick was awarded the trophy at the ESPY ceremonies on Feb. 14, 2000, in Las Vegas as he mingled with some of sports' all-time greats.



## Corey Moore earned both the Lombardi and Nagurski awards in 1999

In three years on campus, Corey Moore amassed 35.0 sacks for losses totaling 292 yards. He left Tech as the most decorated player ever to put on the Hokie uniform. He won the 1999 Bronko Nagurski Award as college football's defensive player of the year. Moore also won the 1999 Lombardi Award as college football's lineman of the year. He became Tech's second-ever unanimous All-American, joining Jim Pyne. Moore won the Dudley Award as the top college player in Virginia, the BIG EAST Defensive Player of the Year award again and was selected as *Football News'* Defensive Player of the Year.



## Bruce Smith won the Outland Trophy as the NCAA's top lineman in 1984

Bruce Smith, "The Sack Man" of Virginia Tech football, capped his sensational college career in 1984 by winning the Outland Trophy as America's top lineman.

The big announcement was made by Wilt Browning at a press luncheon in Tech's Bowman Room. Browning, a sports columnist of *The Greensboro Daily News* and a committee member of the Football Writers' Association of America, began by reading a long list of former Outland Trophy winners. He then said, "Add to that list today, the 1984 winner — Bruce Smith of Virginia Tech."

"The one thing though, that stuck in my mind was the statistic on his tackles for losses," Browning said. "In four years at Virginia Tech, he accounted for losses totaling more than five times the length of a football field (504 yards). That's amazing."

Smith was a consensus All-American and was the first Virginian to win one of the national awards (including the Heisman and the Lombardi).



# Hokie All-Americans

## Virginia Tech's Unanimous All-America Selections



**Jim Pyne**

Center • 1993

In 1993, Jim Pyne achieved something even Bruce Smith failed to do — earn unanimous All-America honors. Pyne helped pave the way for an offensive unit that set school season marks for total offense and scoring in 1993.

The Hokies averaged 444.1 yards and 36.4 points per game and finished 14th nationally in total offense, 11th in scoring offense and 10th in rushing.

Pyne was named first-team All-America by AP, UPI, Walter Camp, the Football Writers Association and the Football Coaches Association (Kodak). He was one of the 12 semifinalists for the Lombardi Award, which goes to the nation's top lineman.

In four seasons at Tech, Pyne played more than 2,700 snaps and allowed just one quarterback sack. He started 35 consecutive games and 41 of the 42 games in which he played.



**Corey Moore**

Def. End • 1998, 1999 (Unanimous)

Following an outstanding senior season in 1999, Corey Moore was voted first-team on all six major All-America teams to become the Hokies' second unanimous All-American. He was selected first-team by The Associated Press, the Football Writers Association, the Football Coaches Association, Walter Camp, *The Sporting News* and *Football News*.

Moore posted a BIG EAST record 17 sacks during the '99 season to go with 11 other TFLs and 60 total tackles.

He also earned All-America honors in 1998 when he led the BIG EAST with 13.5 sacks. He gained first-team All-America recognition from the Football Coaches Association. Moore was a second-team pick by the AP and *The Sporting News* and a third-team choice of *Football News*.



**Jake Grove**

Center • 2003

Jake Grove became the third unanimous All-American in Tech football history when he was named to the first-team of all five recognized All-America squads: the Football Writers Association of America, the American Football Coaches Association, *The Sporting News*, the Walter Camp Football Foundation and the AP.

As a senior, he was named first-team All-BIG EAST and was presented the Rimington Trophy in Lincoln, Neb., honoring the nation's top collegiate center.

In 13 regular season games, Grove graded out at 91.8 percent on over 700 offensive plays and led the offensive line in knockdowns with 48.

He went on to be drafted in the second round by the Oakland Raiders in the 2004 NFL Draft as the first center taken.



**Jimmy Williams**

Defensive Back • 2006

Jimmy Williams became Tech's fourth unanimous All-American in Tech football history when he was named to the first-team of all five recognized All-America squads: the Football Writers Association of America, the American Football Coaches Association, *The Sporting News*, the Walter Camp Football Foundation and the AP.

As a senior, he was named first-team All-Atlantic Coast Conference and was one of three finalists for the Jim Thorpe award, honoring the nation's top collegiate defensive back.

In 13 games, he recorded 44 tackles, including two for loss and a sack, along with 14 quarterback hurries, five pass break ups and an interception.

He went on to be drafted in the second round by the Atlanta Falcons in the 2006 NFL Draft.

## The Hokies' Other First-Team Selections



**Carroll Dale** E • 1959

After earning second-team Associated Press All-America honors as a junior in 1958, Carroll Dale went on to become the first Virginia Tech football player to earn first-team All-America honors following the 1959 season. Dale was named to the Football Writers Association (*LOOK Magazine*) and Newspaper Enterprise Association first teams as a senior and was once again a second-team choice by AP. He led Tech in receiving four straight years and finished the '59 season with 17 receptions for 408 yards and six touchdowns.



**Bob Schweickert** QB • 1964

One of the finest triple-threat quarterbacks in the history of the Southern Conference, Bob Schweickert was named to the *LOOK* All-America team picked by the Football Writers Association following the 1964 season. Schweickert fought off injuries during the '64 season to rush for 576 yards and nine touchdowns and pass for 833 yards and nine more TDs. He also handled the punting duties with a 37.7-yard average. As a junior in 1963, Schweickert earned third-team All-America honors from The Associated Press.



**Frank Loria** S • 1966, 1967 (Consensus)

Safety Frank Loria was the first Tech football player to gain first-team All-America honors in back-to-back seasons and became the Hokies' first consensus All-America pick in 1967. As a junior in 1966, Loria helped Tech to the Liberty Bowl, contributing three interceptions and returning three punts for touchdowns. He was named to first-team A-A squads picked by The Associated Press and the Football Writers Association and was a second-team selection by the Helms Athletic Foundation. Loria was named to six major All-America squads following a 1967 season. He finished the year with three interceptions and 420 yards on punt returns, including a 95-yard return for a TD against Miami. His first-team honors came from AP, United Press International, NEA, the Football Coaches Association, the Football Writers Association and the Walter Camp Foundation.

**Mike Widger** LB • 1968

Mike Widger capped an incredible junior season by earning first-team All-America honors from The Associated Press and the Football Writers Association. Widger compiled a record 825 tackling points and was among the national leaders in pass interceptions (7) and return yardage (203 yards). He returned two of his interceptions for touchdowns and scored another TD after pulling the football loose from a Kansas State running back and racing 46 yards to the end zone.

**Bruce Smith** DT • 1983, 1984 (Consensus)

Bruce Smith was named to first-team All-America squads picked by the Football Coaches Association and the Newspaper Enterprise Association after registering an incredible 22 quarterback sacks as a junior in 1983. Smith, who also was named to The Associated Press second team that year, finished with a total of 55 tackles, 31 of which were behind the line scrimmage. As a senior in 1984, Smith accumulated 16 sacks and nine other tackles behind the line. He finished the year with 69 total tackles and was a consensus All-America pick, making first teams selected by AP, the Football Writers of America, Kodak and Walter Camp.

**Eugene Chung** OT • 1991

When Eugene Chung was named to the Football Writers Association All-America team following his senior season, he became the first Tech offensive lineman to win first-team All-America honors. Chung started every game at tackle for the Hokies in 1991, allowing just one quarterback sack in 730 plays. The Washington Gridiron Club honored Chung as the National Lineman of the Year.

**Cornell Brown** DE • 1995 (Consensus), 1996

Cornell Brown became the first Virginia Tech football player to gain consensus All-America honors as a junior when he was named to five first teams in 1995. Brown was a first-team A-A pick by AP, UPI, the Football Writers Association, *The Sporting News* and *Football News*. He finished the year with 103 total tackles, including a BIG EAST-leading 14 sacks. He was selected National Defensive Player of the Year by *Football News* and was one of five finalists for the Defensive Player of the Year. In 1996, Brown missed three games, but still earned first-team honors from Walter Camp and second-team recognition from AP. He posted eight sacks, five other tackles behind the line, 19 quarterback hurries and 58 total tackles during the '96 season.

**Billy Conaty** C • 1996

Considered one of the top offensive linemen in school history, Bill Conaty saw action on 98 percent of Virginia Tech's offensive plays in 1996 and went on to earn first-team All-America honors from *The Sporting News*. Conaty helped the Hokies to a 10-2 record and a trip to the Orange Bowl that season, grading a winning percentage in 10 of the 12 games and leading the squad with 65 knockdown blocks. He finished his career by setting an all-time school record for starts and consecutive starts with 48.

**Michael Vick** QB • 1999

In a spectacular freshman season that saw him lead Virginia Tech to its first-ever 11-0 regular season and its first appearance in the national championship game, Michael Vick became the first Tech freshman football player to earn first-team All-America honors. Vick was named first-team by *The Sporting News*. He also was a second-team pick by The Associated Press. The redshirt freshman quarterback was third in the voting for the 1999 Heisman Trophy and second in the voting for the AP Player of the Year. Vick led Division I-A in passing efficiency (180.37), setting an NCAA record for a freshman in the process. He completed 59.2 percent of his passes for 1,840 yards and 12 touchdowns. He also contributed 585 yards and eight TDs rushing.

**André Davis** PR • 2000

André Davis finished the 2000 season second in the Division I-A ranks in punt returns and earned first-team All-America honors on the American Football Coaches Association team as a return specialist. Davis returned 18 punts for 396 yards for a school-record average of 22 yards per return. He tied another school season mark when he returned three punts for touchdowns. His 87-yard TD return against East Carolina was the second-longest in school history.

**Kevin Jones** RB • 2003 (Consensus)

One of the highest rated recruits ever to sign with Virginia Tech, Kevin Jones rushed for a school-record 1,647 yards, including 241 yards against Pittsburgh, on 281 attempts with 21 touchdowns as a junior in '03. He went on to earn first-team All-America honors from *The Sporting News*, The Walter Camp Football Foundation, The FWAA and AFCA. He was named to the second team by AP.

**Darryl Tapp** DE • 2006

Considered one of the best defensive ends in school history, Darryl Tapp capped an incredible career, earning first-team All-America honors by AFCA and second-team honors by The Associated Press. During his senior season, Tapp, who started all 13 games, recorded team-bests for sacks, tackles for loss and forced fumbles. He recorded 10 sacks, 14.5 tackles for loss and three forced fumbles. Tapp was also fifth on the team in tackles. He won the Dudley Award, given to the state's top player, and was a Lott Trophy finalist.

**Second- & Third-Team All-Americans****Carroll Dale**

E • 1958

2nd-team Associated Press

**George Foussekis**

DE • 1966

2nd-team Associated Press

**Don Strock**

QB • 1972

3rd-team Associated Press

**Robert Brown**

DE • 1981

2nd team-Newspaper Enterprise Association

**Chris Kinzer**

PK • 1986

2nd-team Associated Press

2nd-team United Press

International

**J.C. Price**

DT • 1995

3rd-team Associated Press

**Pierson Prioleau**

ROV • 1997

3rd-team *Sporting News***Derek Smith**

OT • 1998

3rd-team *Football News***John Engelberger**

DE • 1999

2nd-team Associated Press

**Jamel Smith**

LB • 1999

2nd-team Associated Press

**Anthony Midget**

CB • 1999

3rd-team *Sporting News***Matt Lehr**

OG • 2000

2nd-team Walter Camp

**Lee Suggs**

TB • 2000

3rd-team Associated Press

3rd-team *Football News***Ben Taylor**

LB • 2000

3rd-team Associated Press

LB • 2001

2nd-team Associated Press

2nd-team *Football News*3rd-team *Sporting News***Ronyell Whitaker**

CB • 2001

3rd-team Associated Press

**David Pugh**

DT • 2001

3rd-team *Sporting News***Willie Pile**


FS • 2002

2nd-team *Sporting News***DeAngelo Hall**

DB • 2003


2nd-team *Sporting News*

# Retired Numbers & Jerseys



**84**  
**Carroll Dale**

A native of Wise, Va., Carroll Dale entered Virginia Tech in 1956 as an offensive and defensive end. After seeing varsity action as a reserve in the first game of the '56 season, Dale went on to start the remaining 39 games of his college career and became Tech's first bona fide All-American. As a junior in 1958, he was named the Southern Conference Player of the Year. In 1959, Dale was captain of the Tech team and earned first-team A-A honors. Dale led the Hokies in pass receiving each of his four seasons and finished his Tech career with 67 catches for 1,195 yards and 15 touchdowns. He went on to a pro football career that lasted more than a decade and was inducted into the College Football Hall of Fame in 1987. His Tech jersey was the first to be retired.




**10**  
**Frank Loria**

Despite his 5-9, 175-pound frame, Frank Loria was one of the most tenacious football players ever to play for Virginia Tech. Loria, who started every game at safety from 1965-67, rapidly established himself as one of Tech's all-time greats. During his junior year, he earned first-team A-A honors. As a senior in 1967, Loria became Tech's first consensus All-American, making seven first-team A-A squads. He finished his Tech career with seven interceptions and a number of punt return records. He went on to coach at Marshall. In 1970, at age 23, he died in an airplane tragedy that claimed the lives of the Marshall football team and staff. He was inducted into the College Football Hall of Fame in 1999. His number was retired prior to the 1971 season.



**78**  
**Bruce Smith**

Known as "The Sack Man" of Virginia Tech football, Bruce Smith capped his sensational college career in 1984. As a Tech player, Smith had a career total of 71 tackles behind the line of scrimmage for losses totaling 504 yards. Smith had 46 career quarterback sacks, including 22 during his junior season in 1983 when he was named first-team All-America. In 1984, the Norfolk, Va., native won the Outland Trophy as America's top lineman and was a consensus All-American. Smith was the No. 1 player picked in the 1985 National Football League draft. During his pro career, he established himself as one of the greatest defensive players ever to play the game. He ended his career in 2003 as the NFL's all-time sack leader with 200.



**73**  
**Jim Pyne**

Center Jim Pyne became Virginia Tech's first unanimous All-American when he made all five major teams that were selected in 1993. In addition to All-America honors, Pyne was named winner of the Dudley Award as Virginia's Player of the Year. During his four seasons at Tech, he established himself as one of the Hokies' top linemen of all time, leading the charge for the 1993 team that rewrote the school record books for scoring and total offense. Pyne started 35 consecutive games and 41 of the 42 Tech games in which he played. He allowed just one quarterback sack by the man he was assigned to block during more than 2,700 career snaps. Pyne spent nine seasons as an NFL lineman before becoming an assistant coach in the pro ranks.

## Three Recent Honorees Have Had Their Jerseys Retired

In 2002, the Virginia Tech athletics department developed a new policy on retiring football jerseys. This special honor is bestowed to acknowledge an individual who has won an established national award in their sport, while allowing the number to continue to be worn by others. Tech no longer retires numbers.

That year, three jerseys were retired in ceremonies. The first jerseys to be honored belonged to:

Michael Vick; Sept. 1, 2002: winner of the 2000 ESPY as College Football's Performer of the Year.

Frank Beamer; Sept. 12, 2002: winner of eight national coach of the year awards following Tech's 1999 season.

Cornell Brown; Nov. 20, 2002: named the 1995 National Defensive Player of the Year by *Football News*.



**Michael Vick**



**Frank Beamer**



**Cornell Brown**

# Year-by-Year Scores & Results

Tech Ranks 24th Nationally with 627 All-Time Victories



## 1890s

### 1892 (1-1)

Coach: E.A. Smyth

O 21 hW 14- 0 St. Albans  
O 29 aL 0- 10 St. Albans  
VT 14- 20

### 1893 (0-2)

Coach: E.A. Smyth

O 21 aL 0- 6 Emory & Henry  
N 11 nL7 6- 34 Randolph-Macon  
VT 6- 40

### 1894 (4-1)

Coach: Joseph Massie

O 20 hW 16- 0 Emory & Henry  
O 29 hW 36- 0 Roanoke College  
N 10 hW 42- 0 St. Albans  
N 17 aW 12- 0 St. Albans  
N 30 nL8 6- 10 VMI  
VT 112- 10

### 1895 (4-2)

Coach: A.C. Jones

O 05 aL 0- 38 Virginia  
O 12 hW 12- 0 St. Albans  
O 26 aW 30- 0 W&L  
N 09 aW 16- 2 Roanoke YMCA  
N 16 nL9 5- 32 UNC  
N 28 nW3 6- 4 VMI  
VT 69- 76

### 1896 (5-2-1)

Coach: A.C. Jones

O 10 hW 20- 0 Alleghany Inst.  
O 20 hW 12- 0 Roanoke College  
O 24 nT10 0- 0 UNC  
O 31 aL 0- 44 Virginia  
N 02 nW3 46- 0 Hampden-Sydney  
N 14 aL 4- 6 Tennessee  
N 16 nW11 52- 0 Maryville College  
N 26 nW1 24- 0 VMI  
VT 158- 50

### 1897 (5-2)

Coach: Charles Firth

O 16 hW 54- 0 King College  
O 30 nW10 4- 0 UNC  
N 02 hW 41- 0 Roanoke College  
N 06 nL4 4- 18 Maryland-Baltimore  
N 13 aW 36- 0 Richmond  
N 15 aW 10- 0 Hampden-Sydney  
N 25 nL1 0- 18 Tennessee  
VT 149- 36

### 1898 (3-2)

Coach: J. Lewis Ingles

N 04 nL5 6- 28 UNC  
N 05 aW 17- 0 Guilford  
N 07 nL3 0- 23 Maryland-Baltimore  
N 11 hW 58- 0 King College  
N 12 hW 29- 0 Bellevue  
VT 110- 51

### 1899 (4-1)

Coach: James Morrison

O 13 hW 21- 0 St. Albans  
O 27 aW 5- 0 Tennessee  
N 11 aL 0- 28 Virginia  
N 18 nW1 45- 0 Roanoke College  
N 25 nW1 35- 0 W&L  
VT 106- 28

**Virginia Tech's first football team opened play on Oct. 21, 1892 with a 14-10 win over St. Albans.**

## 1900s

### 1900 (3-3-1)

Coach: Dr. Davis

O 06 hW 21- 0 St. Albans  
O 20 aW 16- 6 St. Albans  
O 25 aW 18- 2 N.C. State  
O 27 aT 0- 0 UNC  
N 14 aL 5- 17 Virginia  
N 24 nL9 5- 12 Clemson  
N 25 nL1 0- 5 VMI  
VT 65- 42

### 1901 (6-1)

Coach: A.B. Morrison

S 28 aW 16- 0 Roanoke College  
O 12 hW 11- 0 W&L  
O 19 aW 32- 6 Georgetown  
O 26 hL 0- 16 Virginia  
O 31 nW12 17- 11 Clemson  
N 16 nW2 18- 0 Maryland-Baltimore  
N 28 nW4 21- 0 VMI  
VT 115- 33

### 1902 (3-2-1)

Coach: R.R. Brown

O 11 nL3 0- 6 W&L  
O 18 hW 11- 6 N.C. State  
O 25 nT1 0- 0 UNC  
N 08 hW 28- 0 Georgetown  
N 15 aL 0- 6 Virginia  
N 27 nW4 50- 5 VMI  
VT 89- 23

### 1903 (5-1)

Coach: C. A. Lueder

O 14 hW 29- 0 St. Albans  
O 17 hW 21- 0 N.C. State  
O 24 nL2 0- 21 Virginia  
N 07 nW4 21- 0 UNC  
N 21 aW 11- 0 Navy  
N 25 nW1 26- 0 Davidson  
VT 108- 21

### 1904 (5-3)

Coach: John O'Connor

O 01 hW 18- 0 Richmond  
O 07 hW 24- 0 W&L  
O 12 hW 32- 0 Nashville  
O 22 hW 30- 0 Wm & Mary  
O 29 hL 0- 6 UNC  
N 05 nL2 0- 5 Virginia  
N 19 aL 0- 11 Navy  
N 24 nW1 17- 5 VMI  
VT 121- 27

### 1905 (9-1)

Coach: C.P. Miles

S 30 hW 86- 0 Roanoke College  
O 06 hW 12- 0 Cumberland  
O 14 aW 16- 6 Army  
O 21 hW 56- 0 Gallaudet  
O 28 nW2 35- 6 UNC  
N 04 aW 11- 0 Virginia  
N 11 hW 15- 0 W&L  
N 18 nW1 34- 0 South Carolina  
N 25 aL 6- 12 Navy  
N 30 nW2 34- 0 VMI  
VT 305- 24

### 1906 (5-2-2)

Coach: C.P. Miles

O 06 nW1 12- 0 Wm & Mary  
O 08 hW 28- 0 Wm & Mary  
O 13 aT 0- 0 Clemson  
O 27 nT2 0- 0 UNC  
N 03 hW 18- 0 Roanoke College  
N 10 nL4 0- 10 Bucknell  
N 17 hW 10- 0 Davidson  
N 24 aL 0- 5 Navy  
N 29 nW2 6- 0 N.C. State  
VT 74- 15

### 1907 (7-2)

Coach: C.R. Williams

O 05 hW 33- 0 Roanoke College  
O 12 hW 18- 0 Hampden-Sydney  
O 19 nW3 5- 0 W&L  
O 20 nL1 5- 12 Davidson  
N 02 nW2 20- 0 Georgetown  
N 09 nW1 22- 0 VMI  
N 16 hW 34- 0 G-W  
N 23 aL 0- 12 Navy  
N 28 nW2 20- 6 UNC  
VT 157- 30

### 1908 (5-4)

Coach: R.M. Brown

O 03 hW 50- 0 Hampden-Sydney  
O 10 aW 6- 0 Clemson  
O 17 aL 4- 10 Princeton  
O 24 nW1 10- 0 VMI  
O 31 nW3 15- 4 W&L  
N 10 nW2 10- 0 UNC  
N 14 hL 0- 6 G-W  
N 21 aL 4- 15 Navy  
N 26 nL4 5- 6 N.C. State  
VT 104- 41

### 1909 (6-1)

Coach: Branch Bocock

O 02 hW 6- 0 Clemson  
O 13 aL 6- 8 Princeton  
O 23 aW 52- 0 Richmond  
O 30 nW3 34- 6 W&L  
N 06 nW2 15- 0 UNC  
N 13 aW 17- 8 G-W  
N 25 nW4 18- 5 N.C. State  
VT 148- 27

## 1910s

### 1910 (6-2)

Coach: Branch Bocock

O 01 hW 18- 0 Hampden-Sydney  
O 05 hW 16- 6 Davidson  
O 15 hW 13- 0 Western Md.  
O 22 aL 0- 3 Navy  
O 29 nW1 23- 0 W&L  
N 05 nW2 20- 0 UNC  
N 12 nW3 16- 5 G-W  
N 24 nL4 3- 5 N.C. State  
VT 109- 19

### 1911 (6-1-2)

Coach: L.W. Reiss

S 30 hW 16- 0 Hampden-Sydney  
O 06 nW4 12- 0 Maryland-Baltimore  
O 14 aL 0- 33 Yale  
O 21 hW 94- 0 Roanoke College  
O 28 nT1 5- 5 W&L  
N 04 nT2 0- 0 UNC  
N 11 hW 36- 11 Tennessee  
N 18 hW 10- 3 Morris Harvey  
N 30 nW4 3- 0 N.C. State  
VT 176- 52

**1912 (5-4)***Coach: Branch Bocock*

|            |      |       |                 |
|------------|------|-------|-----------------|
| S 30       | hW   | 40- 0 | Roanoke College |
| O 05       | hW   | 42- 7 | Hampden-Sydney  |
| O 12       | aL   | 0- 31 | Princeton       |
| O 19       | hW   | 44- 0 | Western Md.     |
| O 26       | nW19 | 26- 0 | UNC             |
| N 02       | hL   | 0- 10 | MCV             |
| N 09       | nL1  | 6- 20 | W&L             |
| N 16       | hW   | 41- 0 | West Virginia   |
| N 28       | aL   | 3- 24 | Georgetown      |
| VT 202- 92 |      |       |                 |

**1913 (7-1-1)***Coach: Branch Bocock*

|            |     |        |                 |
|------------|-----|--------|-----------------|
| S 27       | hW  | 26- 0  | Roanoke College |
| O 04       | hW  | 14- 0  | Hampden-Sydney  |
| O 11       | hW  | 34- 13 | Mississippi     |
| O 18       | hW  | 20- 12 | VPI Stars       |
| O 25       | nW5 | 14- 7  | UNC             |
| N 01       | nL1 | 0- 21  | W&L             |
| N 08       | hW  | 47- 0  | Marshall        |
| N 15       | hW  | 14- 0  | Morris Harvey   |
| N 27       | nT1 | 6- 6   | VMI             |
| VT 175- 59 |     |        |                 |

**1914 (6-2-1)***Coach: Branch Bocock*

|            |      |       |                 |
|------------|------|-------|-----------------|
| S 26       | hW   | 35- 0 | King College    |
| O 03       | hW   | 13- 0 | Randolph-Macon  |
| O 10       | hW   | 22- 0 | Hampden-Sydney  |
| O 17       | nL16 | 0- 13 | W. Va. Wesleyan |
| O 24       | hT   | 7- 7  | Roanoke College |
| O 31       | nL1  | 6- 7  | W&L             |
| N 07       | hW   | 54- 6 | Marshall        |
| N 14       | nW1  | 3- 0  | N.C. State      |
| N 26       | nW1  | 3- 0  | VMI             |
| VT 143- 33 |      |       |                 |

**1915 (4-4)***Coach: Branch Bocock*

|           |     |       |                 |
|-----------|-----|-------|-----------------|
| S 26      | hW  | 26- 0 | Roanoke College |
| O 02      | hW  | 19- 3 | Randolph-Macon  |
| O 09      | hW  | 19- 0 | Hampden-Sydney  |
| O 16      | nL1 | 0- 13 | W&L             |
| O 23      | aL  | 0- 20 | Navy            |
| O 30      | aL  | 0- 45 | Cornell         |
| N 13      | aL  | 0- 19 | West Virginia   |
| N 25      | nW1 | 27- 9 | VMI             |
| VT 91-109 |     |       |                 |

**1916 (7-2)***Coach: Jack Ingersoll*

|            |      |        |                 |
|------------|------|--------|-----------------|
| S 30       | hW   | 13- 0  | Richmond        |
| O 07       | hW   | 10- 0  | Hampden-Sydney  |
| O 14       | nL16 | 0- 20  | West Virginia   |
| O 20       | aL   | 0- 19  | Yale            |
| O 28       | nW4  | 40- 0  | N.C. State      |
| N 04       | nW1  | 14- 7  | UNC             |
| N 11       | hW   | 52- 0  | Wake Forest     |
| N 18       | hW   | 41- 0  | Roanoke College |
| N 30       | nW1  | 23- 14 | VMI             |
| VT 193- 60 |      |        |                 |

**1917 (6-2-1)***Coach: Charles Bernier*

|            |      |       |                 |
|------------|------|-------|-----------------|
| O 06       | hW   | 12- 0 | Hampden-Sydney  |
| O 13       | hW   | 59- 6 | Emory & Henry   |
| O 20       | hW   | 13- 7 | Davidson        |
| O 27       | aL   | 0- 28 | Georgetown      |
| N 03       | hW   | 50- 0 | Wake Forest     |
| N 10       | nL13 | 3- 27 | West Virginia   |
| N 17       | nT4  | 7- 7  | N.C. State      |
| N 24       | hW   | 70- 0 | Roanoke College |
| N 29       | nW1  | 6- 0  | VMI             |
| VT 220- 75 |      |       |                 |

**1918 (7-0)***Coach: Charles Bernier*

|            |     |       |                   |
|------------|-----|-------|-------------------|
| O 19       | hW  | 30- 0 | Belmont Ath. Club |
| O 26       | hW  | 33- 6 | Camp Humphreys    |
| N 02       | nW1 | 13- 0 | W&L               |
| N 09       | hW  | 27- 0 | Wake Forest       |
| N 16       | nW4 | 25- 0 | N.C. State        |
| N 23       | aW  | 18- 7 | UNC               |
| N 28       | nW1 | 6- 0  | VMI               |
| VT 152- 13 |     |       |                   |

**1919 (5-4)***Coach: Charles Bernier*

|            |     |       |                |
|------------|-----|-------|----------------|
| O 04       | hW  | 13- 0 | Hampden-Sydney |
| O 11       | hW  | 21- 0 | Richmond       |
| O 18       | aL  | 7- 33 | Georgetown     |
| O 25       | aW  | 6- 0  | Maryland       |
| N 01       | nL3 | 0- 3  | W&L            |
| N 08       | hW  | 40- 0 | Wake Forest    |
| N 15       | nL4 | 0- 3  | N.C. State     |
| N 22       | hW  | 99- 0 | Emory & Henry  |
| N 27       | nL1 | 0- 13 | VMI            |
| VT 186- 52 |     |       |                |

**1920s****1920 (4-6)***Coach: Stanley Sutton*

|            |      |       |                |
|------------|------|-------|----------------|
| S 25       | hW   | 35- 0 | Hampden-Sydney |
| O 02       | hW   | 21- 0 | Wm & Mary      |
| O 09       | hW   | 75- 6 | Emory & Henry  |
| O 16       | aL   | 6- 19 | Rutgers        |
| O 23       | hL   | 0- 7  | Maryland       |
| O 30       | nL3  | 0- 13 | W&L            |
| N 06       | aW   | 21- 0 | Richmond       |
| N 11       | nL4  | 6- 14 | N.C. State     |
| N 20       | nL17 | 0- 28 | Centre         |
| N 25       | nL1  | 7- 24 | VMI            |
| VT 171-111 |      |       |                |

**1921 (7-3)***Coach: B.C. Cabbage*

|            |      |       |                 |
|------------|------|-------|-----------------|
| S 24       | hW   | 14- 6 | Hampden-Sydney  |
| O 01       | hW   | 14- 0 | Wm & Mary       |
| O 08       | aL   | 0- 14 | Centre          |
| O 15       | aW   | 34- 0 | Richmond        |
| O 22       | nL18 | 7- 10 | Maryland        |
| O 29       | nL3  | 0- 3  | W&L             |
| N 05       | hW   | 54- 7 | Morris Harvey   |
| N 11       | nW4  | 7- 3  | N.C. State      |
| N 19       | hW   | 35- 0 | Roanoke College |
| N 24       | nW1  | 26- 7 | VMI             |
| VT 191- 50 |      |       |                 |

**1922 (8-1-1)***Coach: B.C. Cabbage*

|            |     |       |                |
|------------|-----|-------|----------------|
| S 23       | hW  | 38- 0 | Hampden-Sydney |
| S 30       | hW  | 25- 0 | King College   |
| O 07       | hW  | 20- 6 | Wm & Mary      |
| O 14       | nL2 | 6- 10 | Centre         |
| O 21       | aT  | 7- 7  | Davidson       |
| O 28       | hW  | 73- 0 | Catholic U.    |
| N 04       | hW  | 21- 0 | Maryland       |
| N 11       | nW4 | 24- 0 | N.C. State     |
| N 18       | nW3 | 41- 6 | W&L            |
| N 30       | nW1 | 7- 3  | VMI            |
| VT 262- 32 |     |       |                |

**1923 (6-3)***Coach: B.C. Cabbage*

|            |      |        |                |
|------------|------|--------|----------------|
| S 29       | hW   | 29- 0  | Hampden-Sydney |
| O 06       | hW   | 7- 0   | Davidson       |
| O 13       | aL   | 17- 21 | 3rd Corps Area |
| O 20       | nW18 | 16- 7  | Maryland       |
| O 27       | nL3  | 0- 12  | W&L            |
| N 03       | hW   | 25- 6  | Clemson        |
| N 10       | nW4  | 16- 0  | N.C. State     |
| N 17       | aW   | 6- 3   | Virginia       |
| N 29       | nL1  | 0- 6   | VMI            |
| VT 116- 55 |      |        |                |

**1924 (4-2-3)***Coach: B.C. Cabbage*

|            |      |       |                |
|------------|------|-------|----------------|
| S 27       | hW   | 28- 0 | Richmond       |
| O 04       | hW   | 10- 0 | Hampden-Sydney |
| O 11       | nT2  | 0- 0  | Auburn         |
| O 17       | nW18 | 12- 0 | Maryland       |
| O 25       | nT3  | 0- 0  | W&L            |
| N 01       | aW   | 50- 6 | Clemson        |
| N 08       | aL   | 3- 6  | N.C. State     |
| N 15       | hL   | 0- 6  | Virginia       |
| N 27       | nT1  | 0- 0  | VMI            |
| VT 103- 18 |      |       |                |

**1925 (5-3-2)***Coach: B.C. Cabbage*

|           |      |       |                   |
|-----------|------|-------|-------------------|
| S 19      | hW   | 10- 0 | Lynchburg College |
| S 26      | hT   | 0- 0  | Roanoke College   |
| O 03      | hW   | 13- 3 | Hampden-Sydney    |
| O 10      | aL   | 0- 19 | Auburn            |
| O 17      | nW18 | 3- 0  | Maryland          |
| O 24      | nL3  | 0- 20 | W&L               |
| O 31      | nW2  | 6- 0  | South Carolina    |
| N 07      | hT   | 0- 0  | N.C. State        |
| N 14      | aL   | 0- 10 | Virginia          |
| N 26      | nW1  | 7- 0  | VMI               |
| VT 39- 52 |      |       |                   |

**1926 (5-3-1)***Coach: A.F. Gustafson*

|            |     |        |                 |
|------------|-----|--------|-----------------|
| S 25       | hW  | 47- 0  | Roanoke College |
| O 02       | hW  | 30- 0  | Hampden-Sydney  |
| O 09       | aL  | 0- 21  | Dartmouth       |
| O 16       | nW4 | 24- 8  | Maryland        |
| O 23       | hW  | 6- 0   | Virginia        |
| O 30       | aT  | 13- 13 | Kentucky        |
| N 06       | nL2 | 0- 19  | South Carolina  |
| N 13       | nL3 | 0- 13  | W&L             |
| N 25       | nW1 | 14- 7  | VMI             |
| VT 134- 81 |     |        |                 |

**1927 (5-4)***Coach: A.F. Gustafson*

|            |     |        |                 |
|------------|-----|--------|-----------------|
| S 24       | hW  | 21- 2  | Roanoke College |
| O 01       | hW  | 13- 0  | Hampden-Sydney  |
| O 08       | aW  | 6- 0   | Colgate         |
| O 15       | nL4 | 7- 13  | Maryland        |
| O 22       | aL  | 0- 7   | Virginia        |
| O 29       | aL  | 13- 14 | Chattanooga     |
| N 05       | nW2 | 35- 0  | South Carolina  |
| N 12       | hW  | 21- 0  | W&L             |
| N 24       | nL1 | 9- 12  | VMI             |
| VT 125- 48 |     |        |                 |

**1928 (7-2)***Coach: A.F. Gustafson*

|            |     |        |                 |
|------------|-----|--------|-----------------|
| S 29       | hW  | 34- 7  | Roanoke College |
| O 06       | hW  | 32- 7  | Hampden-Sydney  |
| O 13       | aL  | 14- 35 | Colgate         |
| O 20       | aW  | 16- 14 | UNC             |
| O 27       | hW  | 54- 0  | King College    |
| N 03       | nW4 | 9- 6   | Maryland        |
| N 10       | hW  | 20- 0  | Virginia        |
| N 17       | aW  | 13- 7  | W&L             |
| N 29       | nL1 | 6- 16  | VMI             |
| VT 198- 92 |     |        |                 |

**1929 (5-4)***Coach: A.F. Gustafson*

|            |     |        |                 |
|------------|-----|--------|-----------------|
| S 28       | hW  | 19- 0  | Roanoke College |
| O 05       | hW  | 37- 6  | Hampden-Sydney  |
| O 12       | aL  | 8- 14  | Pennsylvania    |
| O 19       | nW2 | 25- 14 | Wm & Mary       |
| O 26       | aL  | 13- 38 | UNC             |
| N 02       | nW3 | 36- 6  | W&L             |
| N 09       | aW  | 32- 12 | Virginia        |
| N 16       | nL4 | 0- 24  | Maryland        |
| N 28       | nL1 | 0- 14  | VMI             |
| VT 170-128 |     |        |                 |

*Mac McEver picks up yardage in the 1929 win over Virginia.*



N 20 nL3 10- 15 VMI  
 N 29 hW 13- 0 Richmond  
 VT 112-120

**1942 (7-2-1)**

*Coaches: S.D. Tilson/H.M. McEver*  
 S 19 hW 28- 14 Catawba  
 S 26 aW 7- 6 Furman  
 O 03 hL 7- 21 Wm & Mary  
 O 10 hW 16- 0 Davidson  
 O 17 nT1 21- 21 Kentucky  
 O 24 nW3 19- 6 W&L  
 O 31 nW4 20- 14 Virginia  
 N 07 aW 16- 7 Richmond  
 N 14 aL 7- 19 Army  
 N 26 nW1 20- 6 VMI  
 VT 161-114

**1945 (2-6)**

*Coach: H.M. McEver*  
 O 06 nL1 0- 14 UNC  
 O 13 nL2 0- 38 Wm & Mary  
 O 20 hW 21- 13 Maryland  
 O 27 nL1 13- 31 Virginia  
 N 03 aL 0- 6 N.C. State  
 N 10 aL 0- 35 Clemson  
 N 17 hW 44- 6 Richmond  
 N 22 nL1 0- 7 VMI  
 VT 78-150

**1946 (3-4-3)**

*Coach: James R. Kitts*  
 S 28 aT 14- 14 UNC  
 O 05 nT1 21- 21 Virginia  
 O 12 aL 0- 49 Wm & Mary  
 O 18 aL 0- 6 Maryland  
 O 26 hW 14- 6 N.C. State  
 N 02 hL 7- 14 Clemson  
 N 09 nW3 13- 7 W&L  
 N 16 aT 7- 7 Richmond  
 N 28 nW1 20- 7 VMI  
 VT 96-131

**Sun Bowl**

*(Jan. 1, 1947 at El Paso, Texas)*  
 nL VT 6- 18 Cincinnati

**1947 (4-5)**

*Coach: James R. Kitts*  
 S 27 hW 20- 6 Furman  
 O 04 nL1 7- 41 Virginia  
 O 11 nL2 7- 21 Wm & Mary  
 O 18 aL 0- 40 Army  
 O 25 hL 19- 21 Maryland  
 O 31 aW 42- 6 G-W  
 N 08 nW3 27- 14 W&L  
 N 15 hW 26- 14 Richmond  
 N 27 nL1 14- 28 VMI  
 VT 162-191

**1948 (0-8-1)**

*Coach: Robert C. McNeish*  
 S 25 hL 0- 13 G-W  
 O 02 nL1 0- 28 Virginia  
 O 09 nL18 0- 28 Maryland  
 O 16 hL 0- 30 Wm & Mary  
 O 23 nL1 0- 7 Duke  
 O 30 aL 7- 49 Army  
 N 06 nL3 7- 14 W&L  
 N 13 aT 7- 7 Richmond  
 N 25 nL1 7- 33 VMI  
 VT 28-209

**1949 (1-7-2)**

*Coach: Robert C. McNeish*  
 S 17 nL22 14- 33 Quantico  
 S 24 hL 7- 34 Maryland  
 O 01 aL 13- 39 Wm & Mary  
 O 08 nL1 0- 26 Virginia  
 O 15 hL 14- 24 G-W  
 O 22 aL 7- 55 Duke  
 O 29 nL4 13- 14 N.C. State  
 N 05 nT3 6- 6 W&L  
 N 12 aW 28- 13 Richmond  
 N 24 nT1 28- 28 VMI  
 VT 130-272



*Tech's 1932 team posted wins over Georgia and Kentucky en route to an 8-1 record.*

**1930s**

**1930 (5-3-1)**

*Coach: O.E. Neale*  
 S 24 hW 9- 0 Roanoke College  
 O 04 hL 21- 39 UNC  
 O 11 aL 0- 40 Vanderbilt  
 O 18 nW2 7- 6 Wm & Mary  
 O 25 aW 20- 19 Davidson  
 N 01 aT 0- 0 W&L  
 N 08 hW 34- 13 Virginia  
 N 15 nL4 7- 13 Maryland  
 N 27 nW1 24- 0 VMI  
 VT 122-130

**1931 (3-4-2)**

*Coach: O.E. Neale*  
 S 26 hW 33- 0 King College  
 O 03 aL 0- 40 Georgia  
 O 10 hW 18- 6 Davidson  
 O 17 nT2 6- 6 Wm & Mary  
 O 24 aL 6- 20 Kentucky  
 O 31 hL 0- 20 Maryland  
 N 07 nL1 0- 6 W&L  
 N 14 aT 0- 0 Virginia  
 N 26 nW1 13- 6 VMI  
 VT 76-104

**1932 (8-1)**

*Coach: Henry B. Redd*  
 S 24 hW 32- 7 Roanoke College  
 O 01 aW 7- 6 Georgia  
 O 08 aW 23- 0 Maryland  
 O 15 nW2 7- 0 Wm & Mary  
 O 22 hW 7- 0 Kentucky  
 O 29 aW 32- 6 W&L  
 N 05 aL 6- 9 Alabama  
 N 12 hW 13- 0 Virginia  
 N 24 nW1 26- 0 VMI  
 VT 153- 28

**1933 (4-3-3)**

*Coach: Henry B. Redd*  
 S 23 hW 7- 0 Roanoke College  
 S 30 aL 0- 27 Tennessee  
 O 07 nW4 14- 0 Maryland  
 O 14 nW2 13- 7 Wm & Mary  
 O 21 aW 7- 0 Richmond  
 O 28 hL 0- 12 South Carolina  
 N 04 hT 7- 7 W&L  
 N 11 aL 0- 27 Alabama  
 N 18 aT 6- 6 Virginia  
 N 30 nT1 0- 0 VMI  
 VT 54- 86

**1934 (5-5)**

*Coach: Henry B. Redd*  
 S 22 hW 21- 0 Roanoke College  
 S 29 aL 0- 34 Temple  
 O 06 hL 13- 20 Florida  
 O 13 nW2 6- 0 Wm & Mary  
 O 20 nL4 9- 14 Maryland  
 O 27 aL 7- 13 W&L  
 N 03 aL 0- 20 South Carolina  
 N 10 nW21 7- 6 N.C. State  
 N 17 hW 19- 6 Virginia  
 N 29 nW1 13- 0 VMI  
 VT 95-113

**1935 (4-3-2)**

*Coach: Henry B. Redd*  
 S 21 hW 7- 0 Roanoke College  
 S 28 hL 7- 28 Clemson  
 O 05 nL23 0- 7 Maryland  
 O 12 nT2 0- 0 Wm & Mary  
 O 26 nW6 15- 0 W&L  
 N 02 hW 27- 0 South Carolina  
 N 09 nL21 0- 6 N.C. State  
 N 16 aT 0- 0 Virginia  
 N 28 nW1 12- 6 VMI  
 VT 68- 47

**1936 (5-5)**

*Coach: Henry B. Redd*  
 S 17 hW 16- 7 Roanoke College  
 S 26 aL 0- 20 Clemson  
 O 03 nL1 0- 6 Maryland  
 O 10 nW2 14- 0 Wm & Mary  
 O 17 aL 0- 14 South Carolina  
 O 24 aL 0- 13 N.C. State  
 O 31 hW 20- 7 Richmond  
 N 07 aL 0- 27 W&L  
 N 14 hW 7- 6 Virginia  
 N 26 nW1 6- 0 VMI  
 VT 63-100

**1937 (5-5)**

*Coach: Henry B. Redd*  
 S 18 hW 27- 7 Roanoke College  
 S 25 nL15 0- 25 Duke  
 O 02 aL 0- 27 Tennessee  
 O 09 nL2 0- 12 Wm & Mary  
 O 16 aL 7- 13 N.C. State  
 O 23 hW 19- 7 W&L  
 O 30 hW 31- 0 Hampden-Sydney  
 N 06 aL 7- 12 Richmond  
 N 13 aW 14- 7 Virginia  
 N 25 nW1 12- 6 VMI  
 VT 117-116

**1938 (3-5-2)**

*Coach: Henry B. Redd*  
 S 17 hW 33- 0 Emory & Henry  
 S 24 nL15 0- 18 Duke  
 O 01 aL 0- 39 Army  
 O 08 nW2 27- 0 Wm & Mary  
 O 15 hL 6- 14 Virginia  
 O 22 aL 0- 6 W&L  
 O 29 hW 7- 0 N.C. State  
 N 05 aL 0- 7 UNC  
 N 11 aT 0- 0 Richmond  
 N 24 nT1 2- 2 VMI  
 VT 75- 86

**1939 (4-5-1)**

*Coach: Henry B. Redd*  
 S 23 hW 26- 0 Randolph-Macon  
 S 30 aL 0- 20 Marshall  
 O 07 nL4 6- 13 UNC  
 O 14 nT2 6- 6 Wm & Mary  
 O 21 hW 28- 0 Centre  
 O 28 nL3 0- 6 W&L  
 N 04 hW 20- 7 Furman  
 N 11 aL 0- 13 Richmond  
 N 18 aW 13- 0 Virginia  
 N 30 nL1 7- 19 VMI  
 VT 106- 84

**1940s**

**1940 (5-5)**

*Coach: Henry B. Redd*  
 S 21 hW 34- 12 Catawba  
 S 28 aL 7- 13 Marshall  
 O 05 hL 7- 13 Richmond  
 O 12 nL2 13- 20 Wm & Mary  
 O 19 aL 4- 46 Georgetown  
 O 26 nW3 21- 0 W&L  
 N 02 nW4 6- 0 Virginia  
 N 09 hW 38- 21 Furman  
 N 16 aW 10- 6 Centre  
 N 21 nL1 0- 14 VMI  
 VT 140-145

**1941 (6-4)**

*Coach: James R. Kitts*  
 S 20 hW 22- 2 Catawba  
 S 27 nL17 14- 37 Kentucky  
 O 04 hW 3- 0 Georgetown  
 O 11 nL2 7- 16 Wm & Mary  
 O 18 aW 16- 0 Davidson  
 O 25 nW3 13- 3 W&L  
 N 01 nL4 0- 34 Virginia  
 N 08 nW5 14- 13 N.C. State



Virginia Tech's 1954 team finished undefeated at 8-0-1 and ranked 16th in the final Associated Press poll.

## 1950s

### 1950 (0-10)

Coaches: Robert C. McNeish/  
Allan M. Learned

|           |     |        |            |
|-----------|-----|--------|------------|
| S 30      | hL  | 21- 61 | Quantico   |
| O 07      | nL1 | 6- 45  | Virginia   |
| O 13      | aL  | 7- 42  | G-W        |
| O 21      | hL  | 0- 54  | Wm & Mary  |
| O 28      | aL  | 6- 34  | N.C. State |
| N 04      | aL  | 7- 25  | W&L        |
| N 11      | hL  | 12- 32 | Richmond   |
| N 18      | nL5 | 6- 47  | Duke       |
| N 23      | nL1 | 0- 27  | VMI        |
| D 02      | aL  | 7- 63  | Maryland   |
| VT 72-430 |     |        |            |

### 1951 (2-8)

Coach: Frank O. Moseley

|            |      |        |            |
|------------|------|--------|------------|
| S 15       | nW6  | 18- 12 | Marshall   |
| S 29       | hL   | 20- 32 | Davidson   |
| O 06       | nL1  | 0- 33  | Virginia   |
| O 12       | nL22 | 13- 38 | G-W        |
| O 20       | nL4  | 6- 55  | Duke       |
| O 27       | hL   | 14- 19 | N.C. State |
| N 03       | nL2  | 0- 60  | W&L        |
| N 10       | aL   | 7- 28  | Wm & Mary  |
| N 17       | hW   | 20- 14 | Richmond   |
| N 22       | nL1  | 7- 20  | VMI        |
| VT 105-311 |      |        |            |

### 1952 (5-6)

Coach: Frank O. Moseley

|            |     |        |               |
|------------|-----|--------|---------------|
| S 13       | nW6 | 19- 14 | Marshall      |
| S 20       | aW  | 27- 14 | Davidson      |
| S 27       | aW  | 14- 7  | The Citadel   |
| O 04       | nL1 | 0- 42  | Virginia      |
| O 11       | aL  | 0- 33  | Alabama       |
| O 18       | hL  | 0- 6   | G-W           |
| O 25       | aL  | 27- 34 | W&L           |
| N 01       | aW  | 20- 2  | Richmond      |
| N 08       | hL  | 15- 35 | Wm & Mary     |
| N 15       | aL  | 7- 27  | West Virginia |
| N 27       | nW1 | 26- 7  | VMI           |
| VT 155-221 |     |        |               |

### 1953 (5-5)

Coach: Frank O. Moseley

|            |     |        |               |
|------------|-----|--------|---------------|
| S 19       | nW6 | 7- 0   | Marshall      |
| S 26       | aW  | 20- 6  | Virginia      |
| O 03       | aL  | 13- 20 | Rutgers       |
| O 10       | hW  | 21- 7  | Richmond      |
| O 17       | aL  | 7- 13  | Wm & Mary     |
| O 24       | hW  | 32- 12 | W&L           |
| O 30       | nW1 | 22- 0  | The Citadel   |
| N 07       | nL6 | 7- 12  | West Virginia |
| N 13       | aL  | 0- 26  | Miami (Fla.)  |
| N 26       | nL1 | 13- 28 | VMI           |
| VT 142-124 |     |        |               |

### 1954 (8-0-1)

Coach: Frank O. Moseley

|            |     |        |             |
|------------|-----|--------|-------------|
| S 18       | hW  | 30- 21 | N.C. State  |
| S 25       | nW2 | 32- 0  | Wake Forest |
| O 02       | aW  | 18- 7  | Clemson     |
| O 16       | aW  | 19- 12 | Richmond    |
| O 23       | nW1 | 6- 0   | Virginia    |
| O 30       | hT  | 7- 7   | Wm & Mary   |
| N 05       | aW  | 20- 13 | G-W         |
| N 13       | hW  | 20- 6  | Waynesburg  |
| N 25       | nW1 | 46- 9  | VMI         |
| VT 198- 75 |     |        |             |

### 1955 (6-3-1)

Coach: Frank O. Moseley

|            |     |        |               |
|------------|-----|--------|---------------|
| S 17       | aL  | 0- 13  | Wake Forest   |
| S 24       | aW  | 33- 0  | Pennsylvania  |
| O 01       | aW  | 14- 7  | Wm & Mary     |
| O 08       | aW  | 24- 20 | Florida State |
| O 15       | hT  | 7- 7   | Richmond      |
| O 22       | nW1 | 17- 13 | Virginia      |
| O 29       | hL  | 7- 13  | G-W           |
| N 05       | nL1 | 16- 21 | Clemson       |
| N 12       | nW6 | 34- 26 | N.C. State    |
| N 24       | nW1 | 39- 13 | VMI           |
| VT 191-133 |     |        |               |

### 1956 (7-2-1)

Coach: Frank O. Moseley

|      |     |        |               |
|------|-----|--------|---------------|
| S 15 | nW6 | 37- 2  | East Carolina |
| S 22 | aL  | 14- 21 | Tulane        |
| S 29 | nW4 | 35- 6  | N.C. State    |
| O 06 | aW  | 20- 7  | Florida State |
| O 13 | hW  | 34- 7  | Wm & Mary     |

|            |     |        |             |
|------------|-----|--------|-------------|
| O 20       | aW  | 46- 14 | Richmond    |
| O 27       | nW1 | 14- 7  | Virginia    |
| N 03       | aL  | 6- 21  | Clemson     |
| N 10       | hT  | 13- 13 | Wake Forest |
| N 22       | nW1 | 45- 0  | VMI         |
| VT 264- 98 |     |        |             |

### 1957 (4-6)

Coach: Frank O. Moseley

|            |     |        |               |
|------------|-----|--------|---------------|
| S 20       | aW  | 14- 13 | Tulane        |
| S 28       | aL  | 0- 14  | West Virginia |
| O 05       | aL  | 7- 13  | Wm & Mary     |
| O 12       | hW  | 21- 14 | Villanova     |
| O 19       | nL2 | 7- 38  | Virginia      |
| O 26       | aL  | 7- 20  | Florida State |
| N 02       | hW  | 42- 7  | Richmond      |
| N 09       | aW  | 10- 3  | Wake Forest   |
| N 16       | nL1 | 0- 12  | N.C. State    |
| N 28       | nL1 | 6- 14  | VMI           |
| VT 114-148 |     |        |               |

### 1958 (5-4-1)

Coach: Frank O. Moseley

|            |     |        |                  |
|------------|-----|--------|------------------|
| S 20       | nW1 | 28- 12 | West Texas State |
| S 27       | nL4 | 6- 13  | Wake Forest      |
| O 04       | hW  | 27- 15 | Wm & Mary        |
| O 11       | nW1 | 22- 13 | Virginia         |
| O 18       | aL  | 0- 28  | Florida State    |
| O 25       | nL2 | 20- 21 | West Virginia    |
| N 01       | aT  | 14- 14 | N.C. State       |
| N 08       | hW  | 27- 23 | Richmond         |
| N 15       | aL  | 0- 41  | Southern Miss    |
| N 27       | nW1 | 21- 16 | VMI              |
| VT 165-196 |     |        |                  |

### 1959 (6-4)

Coach: Frank O. Moseley

|            |     |        |                  |
|------------|-----|--------|------------------|
| S 19       | nL4 | 13- 15 | N.C. State       |
| S 26       | aL  | 18- 27 | Wake Forest      |
| O 03       | nW1 | 20- 14 | Wm & Mary        |
| O 10       | hL  | 6- 7   | Florida State    |
| O 17       | nW2 | 40- 14 | Virginia         |
| O 24       | aW  | 24- 14 | Villanova        |
| O 31       | hW  | 51- 29 | Richmond         |
| N 07       | aW  | 26- 21 | West Texas State |
| N 14       | aW  | 12- 0  | West Virginia    |
| N 26       | nL1 | 12- 37 | VMI              |
| VT 222-178 |     |        |                  |

## 1960s

### 1960 (6-4)

Coach: Frank O. Moseley

|            |     |        |               |
|------------|-----|--------|---------------|
| S 17       | aL  | 14- 29 | N.C. State    |
| S 24       | nW2 | 15- 0  | West Virginia |
| O 01       | aL  | 7- 13  | Clemson       |
| O 08       | hW  | 22- 13 | Wake Forest   |
| O 15       | aW  | 27- 0  | Wm & Mary     |
| O 22       | nW1 | 40- 6  | Virginia      |
| O 29       | aW  | 20- 0  | Richmond      |
| N 05       | hL  | 7- 9   | Davidson      |
| N 11       | aL  | 8- 21  | G-W           |
| N 24       | nW1 | 13- 12 | VMI           |
| VT 173-103 |     |        |               |

### 1961 (4-5)

Coach: Jerry Claiborne

|           |     |        |               |
|-----------|-----|--------|---------------|
| S 16      | nW1 | 20- 6  | Wm & Mary     |
| O 07      | aL  | 0- 28  | West Virginia |
| O 14      | aL  | 14- 27 | Tulane        |
| O 21      | nW1 | 20- 0  | Virginia      |
| O 28      | hW  | 10- 7  | Florida State |
| N 04      | aL  | 0- 11  | Richmond      |
| N 11      | aL  | 15- 24 | Wake Forest   |
| N 17      | hW  | 14- 3  | G-W           |
| N 23      | nL1 | 0- 6   | VMI           |
| VT 93-112 |     |        |               |

### 1962 (5-5)

Coach: Jerry Claiborne

|            |     |        |               |
|------------|-----|--------|---------------|
| S 15       | aL  | 0- 3   | Wm & Mary     |
| S 22       | nW1 | 15- 14 | G-W           |
| S 29       | nL2 | 0- 14  | West Virginia |
| O 06       | nW1 | 20- 15 | Virginia      |
| O 13       | hW  | 13- 7  | Richmond      |
| O 20       | aL  | 12- 20 | Army          |
| O 27       | aL  | 7- 20  | Florida State |
| N 03       | aW  | 24- 22 | Tulane        |
| N 10       | hW  | 37- 8  | Wake Forest   |
| N 22       | nL1 | 9- 14  | VMI           |
| VT 137-137 |     |        |               |



Coaches Jerry Claiborne (l) and Frank Moseley.

**1963 (8-2)***Coach: Jerry Claiborne*

|      |     |            |               |
|------|-----|------------|---------------|
| S 21 | aL  | 14- 33     | Kentucky      |
| S 28 | aW  | 27- 0      | Wake Forest   |
| 0 05 | nW1 | 10- 0      | Virginia      |
| 0 11 | aW  | 22- 8      | G-W           |
| 0 19 | hW  | 28- 13     | Wm & Mary     |
| 0 26 | aW  | 31- 23     | Florida State |
| N 02 | aW  | 14- 13     | Richmond      |
| N 09 | aL  | 7- 13      | N.C. State    |
| N 16 | aW  | 28- 3      | West Virginia |
| N 28 | nW1 | 35- 20     | VMI           |
|      |     | VT 216-126 |               |

**1964 (6-4)***Coach: Jerry Claiborne*

|      |     |            |               |
|------|-----|------------|---------------|
| S 19 | aW  | 18- 14     | Tampa         |
| S 26 | nL1 | 21- 38     | Wake Forest   |
| 0 03 | aL  | 17- 20     | Virginia      |
| 0 10 | hW  | 33- 0      | G-W           |
| 0 17 | hL  | 10- 23     | West Virginia |
| 0 24 | hW  | 20- 11     | Florida State |
| 0 31 | aW  | 27- 20     | Wm & Mary     |
| N 07 | hW  | 28- 19     | N.C. State    |
| N 14 | aL  | 15- 20     | Syracuse      |
| N 26 | nW1 | 35- 13     | VMI           |
|      |     | VT 224-178 |               |

**1965 (7-3)***Coach: Jerry Claiborne*

|      |     |            |               |
|------|-----|------------|---------------|
| S 18 | nW1 | 12- 3      | Wake Forest   |
| S 25 | aW  | 25- 7      | Richmond      |
| 0 02 | hW  | 9- 7       | Wm & Mary     |
| 0 09 | aW  | 17- 12     | G-W           |
| 0 16 | aL  | 10- 21     | Vanderbilt    |
| 0 23 | hW  | 22- 14     | Virginia      |
| 0 30 | aL  | 6- 7       | Florida State |
| N 06 | aL  | 22- 31     | West Virginia |
| N 13 | hW  | 21- 19     | Villanova     |
| N 25 | nW1 | 44- 13     | VMI           |
|      |     | VT 188-134 |               |

**1966 (8-2-1)***Coach: Jerry Claiborne*

|      |     |            |               |
|------|-----|------------|---------------|
| S 17 | aL  | 0- 13      | Tulane        |
| S 24 | hW  | 49- 0      | G-W           |
| 0 01 | hT  | 13- 13     | West Virginia |
| 0 08 | aW  | 7- 0       | Kentucky      |
| 0 15 | nW2 | 21- 6      | Vanderbilt    |
| 0 22 | aW  | 24- 7      | Virginia      |
| 0 29 | hW  | 23- 21     | Florida State |
| N 05 | aW  | 11- 0      | Wake Forest   |
| N 12 | aW  | 20- 18     | Wm & Mary     |
| N 24 | nW1 | 70- 12     | VMI           |
|      |     | VT 238- 90 |               |

**Liberty Bowl***(Dec. 10, 1966 at Memphis, Tenn.)*

|    |          |              |
|----|----------|--------------|
| nL | VT 7- 14 | Miami (Fla.) |
|----|----------|--------------|

**1967 (7-3)***Coach: Jerry Claiborne*

|      |     |            |               |
|------|-----|------------|---------------|
| S 16 | aW  | 13- 3      | Tampa         |
| S 23 | hW  | 31- 7      | Wm & Mary     |
| S 30 | aW  | 15- 3      | Kansas State  |
| 0 07 | hW  | 3- 0       | Villanova     |
| 0 14 | aW  | 24- 14     | Kentucky      |
| 0 21 | hW  | 45- 14     | Richmond      |
| 0 28 | aW  | 20- 7      | West Virginia |
| N 04 | hL  | 7- 14      | Miami (Fla.)  |
| N 11 | aL  | 15- 38     | Florida State |
| N 23 | nL1 | 10- 12     | VMI           |
|      |     | VT 183-112 |               |

**1968 (7-4)***Coach: Jerry Claiborne*

|      |      |        |               |
|------|------|--------|---------------|
| S 21 | nL14 | 7- 14  | Alabama       |
| S 28 | aW   | 12- 0  | Wm & Mary     |
| 0 05 | hL   | 19- 34 | Kansas State  |
| 0 12 | hW   | 7- 6   | Wake Forest   |
| 0 18 | aL   | 8- 13  | Miami (Fla.)  |
| 0 26 | hW   | 27- 12 | West Virginia |
| N 02 | aW   | 40- 22 | Florida State |

|      |     |            |                |
|------|-----|------------|----------------|
| N 09 | hW  | 31- 18     | Richmond       |
| N 16 | aW  | 17- 6      | South Carolina |
| N 28 | nW1 | 55- 6      | VMI            |
|      |     | VT 223-131 |                |

**Liberty Bowl***(Dec. 14, 1968 at Memphis, Tenn.)*

|    |           |             |
|----|-----------|-------------|
| nL | VT 17- 34 | Mississippi |
|----|-----------|-------------|

**1969 (4-5-1)***Coach: Jerry Claiborne*

|      |     |            |                |
|------|-----|------------|----------------|
| S 20 | hL  | 13- 17     | Alabama        |
| S 27 | aL  | 10- 16     | Wake Forest    |
| 0 04 | aL  | 10- 17     | Richmond       |
| 0 11 | hL  | 6- 7       | Kentucky       |
| 0 18 | hL  | 16- 17     | South Carolina |
| 0 25 | aW  | 21- 7      | Buffalo        |
| N 01 | nW1 | 48- 7      | Wm & Mary      |
| N 08 | hT  | 10- 10     | Florida State  |
| N 15 | nW4 | 48- 12     | Duke           |
| N 27 | nW1 | 52- 0      | VMI            |
|      |     | VT 234-110 |                |

**1970s****1970 (5-6)***Coach: Jerry Claiborne*

|      |      |            |                |
|------|------|------------|----------------|
| S 12 | hL   | 0- 7       | Virginia       |
| S 19 | nL14 | 18- 51     | Alabama        |
| S 26 | hL   | 20- 21     | Memphis State  |
| 0 03 | aL   | 7- 24      | South Carolina |
| 0 10 | aL   | 9- 28      | Wake Forest    |
| 0 17 | hW   | 17- 14     | Tulsa          |
| 0 24 | hW   | 31- 14     | Buffalo        |
| 0 31 | aW   | 35- 14     | Wm & Mary      |
| N 07 | hW   | 34- 7      | Villanova      |
| N 14 | aL   | 8- 34      | Florida State  |
| N 21 | nW1  | 20- 14     | VMI            |
|      |      | VT 199-228 |                |

**1971 (4-7)***Coach: Charlie Coffey*

|      |    |          |               |
|------|----|----------|---------------|
| S 18 | hL | VT 9- 20 | Wake Forest   |
| S 25 | aL | 16- 24   | Okla. State   |
| 0 02 | hL | 3- 17    | Florida State |
| 0 09 | aL | 39- 46   | Tulsa         |
| 0 16 | hW | 41- 30   | Wm & Mary     |
| 0 23 | hW | 37- 29   | Ohio Univ.    |
| 0 30 | aL | 27- 33   | Kentucky      |

|      |     |            |               |
|------|-----|------------|---------------|
| N 06 | aW  | 6- 0       | Virginia      |
| N 13 | aL  | 29- 56     | Houston       |
| N 20 | hL  | 8- 17      | Southern Miss |
| N 27 | nW1 | 34- 0      | VMI           |
|      |     | VT 249-272 |               |

**1972 (6-4-1)***Coach: Charlie Coffey*

|      |     |            |                |
|------|-----|------------|----------------|
| S 16 | aL  | 20- 24     | Virginia       |
| S 23 | aL  | 15- 27     | Florida State  |
| S 30 | hW  | 13- 10     | SMU            |
| 0 07 | hT  | 27- 27     | Houston        |
| 0 14 | hW  | 34- 32     | Okla. State    |
| 0 21 | aW  | 53- 21     | Ohio Univ.     |
| 0 28 | nL2 | 16- 17     | Wm & Mary      |
| N 04 | hW  | 27- 14     | Southern Miss  |
| N 11 | hW  | 45- 20     | South Carolina |
| N 18 | aL  | 13- 52     | Alabama        |
| N 25 | aW  | 44- 9      | Wake Forest    |
|      |     | VT 307-253 |                |

**1973 (2-9)***Coach: Charlie Coffey*

|      |    |            |                |
|------|----|------------|----------------|
| S 08 | hL | 24- 31     | Wm & Mary      |
| S 15 | aL | 26- 31     | Kentucky       |
| S 22 | aL | 10- 24     | West Virginia  |
| S 29 | aL | 6- 37      | SMU            |
| 0 06 | hL | 24- 27     | South Carolina |
| 0 12 | aL | 27- 54     | Houston        |
| 0 20 | hW | 27- 15     | Virginia       |
| 0 27 | aL | 6- 77      | Alabama        |
| N 03 | aL | 16- 49     | Memphis State  |
| N 10 | hW | 36- 13     | Florida State  |
| N 17 | hL | 21- 22     | VMI            |
|      |    | VT 223-380 |                |

**1974 (4-7)***Coach: Jimmy Sharpe*

|      |     |            |                |
|------|-----|------------|----------------|
| S 14 | hL  | 7- 38      | Kentucky       |
| S 21 | aL  | 25- 28     | SMU            |
| S 28 | hL  | 12- 49     | Houston        |
| 0 05 | nL2 | 17- 22     | VMI            |
| 0 12 | aW  | 31- 17     | South Carolina |
| 0 19 | aL  | 27- 28     | Virginia       |
| 0 26 | hW  | 41- 7      | Richmond       |
| N 01 | aL  | 7- 14      | Miami (Fla.)   |
| N 09 | aW  | 34- 15     | Wm & Mary      |
| N 16 | aW  | 56- 21     | Florida State  |
| N 23 | hL  | 21- 22     | West Virginia  |
|      |     | VT 278-261 |                |

**1975 (8-3)***Coach: Jimmy Sharpe*

|      |     |            |               |
|------|-----|------------|---------------|
| S 13 | aL  | 8- 27      | Kentucky      |
| S 20 | aL  | 11- 17     | Kent State    |
| S 27 | hW  | 21- 9      | Richmond      |
| 0 04 | aW  | 23- 16     | Auburn        |
| 0 11 | hW  | 13- 10     | Florida State |
| 0 18 | hW  | 24- 17     | Virginia      |
| 0 25 | aL  | 7- 10      | West Virginia |
| N 01 | nW4 | 24- 7      | Wm & Mary     |
| N 08 | aW  | 34- 28     | Houston       |
| N 15 | hW  | 33- 0      | VMI           |
| N 22 | hW  | 40- 10     | Wake Forest   |
|      |     | VT 238-151 |               |

**1976 (6-5)***Coach: Jimmy Sharpe*

|      |     |            |               |
|------|-----|------------|---------------|
| S 04 | aW  | 23- 6      | Wake Forest   |
| S 11 | aL  | 0- 19      | Texas A&M     |
| S 18 | hW  | 16- 7      | Southern Miss |
| 0 02 | hL  | 15- 27     | Wm & Mary     |
| 0 09 | nW2 | 37- 7      | VMI           |
| 0 16 | aW  | 14- 10     | Virginia      |
| 0 23 | hW  | 42- 14     | Kent State    |
| 0 30 | hW  | 24- 7      | West Virginia |
| N 06 | hL  | 31- 35     | Tulsa         |
| N 13 | aL  | 0- 16      | Richmond      |
| N 20 | aL  | 21- 28     | Florida State |
|      |     | VT 223-176 |               |

**1977 (3-7-1)***Coach: Jimmy Sharpe*

|      |     |            |               |
|------|-----|------------|---------------|
| S 17 | hL  | VT 6- 27   | Texas A&M     |
| S 24 | aL  | 20- 21     | Memphis State |
| 0 01 | hL  | 13- 31     | Clemson       |
| 0 08 | nW2 | 17- 8      | Wm & Mary     |
| 0 15 | hT  | 14- 14     | Virginia      |
| 0 22 | aL  | 14- 17     | Richmond      |
| 0 29 | aL  | 0- 32      | Kentucky      |
| N 05 | hL  | 21- 23     | Florida State |
| N 12 | aL  | 14- 20     | West Virginia |
| N 19 | hW  | 28- 10     | Wake Forest   |
| N 26 | hW  | 27- 7      | VMI           |
|      |     | VT 174-210 |               |

**1978 (4-7)***Coach: Bill Dooley*

|      |    |            |               |
|------|----|------------|---------------|
| S 09 | hL | 33- 35     | Tulsa         |
| S 16 | aW | 28- 6      | Wake Forest   |
| S 23 | hL | 7- 18      | Auburn        |
| S 30 | hW | 22- 19     | Wm & Mary     |
| 0 07 | aL | 7- 38      | Clemson       |
| 0 14 | hW | 16- 3      | West Virginia |
| 0 21 | aL | 7- 17      | Virginia      |
| 0 28 | aL | 0- 35      | Alabama       |
| N 04 | hL | 0- 28      | Kentucky      |
| N 11 | aL | 14- 24     | Florida State |
| N 18 | hW | 28- 2      | VMI           |
|      |    | VT 162-225 |               |

**1979 (5-6)***Coach: Bill Dooley*

|      |    |            |                 |
|------|----|------------|-----------------|
| S 08 | aW | 15- 14     | Louisville      |
| S 15 | hW | 41- 32     | Appalachian St. |
| S 22 | hW | 35- 14     | Wm & Mary       |
| S 29 | hL | 10- 17     | Florida State   |
| 0 06 | hL | 14- 19     | Wake Forest     |
| 0 13 | hL | 0- 21      | Clemson         |
| 0 20 | hW | 34- 0      | Richmond        |
| 0 27 | aL | 7- 31      | Alabama         |
| N 03 | aL | 23- 34     | West Virginia   |
| N 10 | aL | 18- 20     | Virginia        |
| N 17 | hW | 27- 20     | VMI             |
|      |    | VT 224-222 |                 |



**Tech co-captains Dave Farmer (53) and Sands Woody (77) meet for the coin toss with Miami prior to the 1966 Liberty Bowl.**

# 1980s

## 1980 (8-4)

Coach: Bill Dooley

|            |     |        |                |
|------------|-----|--------|----------------|
| S 06       | aW  | 16- 7  | Wake Forest    |
| S 13       | hW  | 35- 7  | East Tenn. St. |
| S 20       | hW  | 7- 3   | Wm & Mary      |
| S 27       | hW  | 38- 6  | James Madison  |
| O 04       | aL  | 10- 13 | Clemson        |
| O 11       | hW  | 34- 7  | Rhode Island   |
| O 18       | hW  | 30- 0  | Virginia       |
| O 25       | aL  | 7- 18  | Richmond       |
| N 01       | hW  | 34- 11 | West Virginia  |
| N 08       | aL  | 7- 31  | Florida State  |
| N 15       | nW4 | 21- 6  | VMI            |
| VT 239-109 |     |        |                |

## Peach Bowl

(Jan. 2, 1981 at Atlanta, Ga.)

|    |           |              |
|----|-----------|--------------|
| nL | VT 10- 20 | Miami (Fla.) |
|----|-----------|--------------|

## 1981 (7-4)

Coach: Bill Dooley

|            |    |        |                 |
|------------|----|--------|-----------------|
| S 12       | hW | 28- 12 | Richmond        |
| S 19       | hW | 47- 3  | Wm & Mary       |
| S 26       | hW | 30- 14 | Wake Forest     |
| O 03       | hW | 17- 13 | Memphis State   |
| O 10       | aL | 7- 14  | Duke            |
| O 17       | aL | 6- 27  | West Virginia   |
| O 24       | hW | 34- 12 | Appalachian St. |
| O 31       | aW | 29- 3  | Kentucky        |
| N 14       | aL | 14- 21 | Miami (Fla.)    |
| N 21       | hL | 0- 6   | VMI             |
| N 28       | aW | 20- 3  | Virginia        |
| VT 232-128 |    |        |                 |

## 1982 (7-4)

Coach: Bill Dooley

|            |     |        |                 |
|------------|-----|--------|-----------------|
| S 04       | aW  | 20- 9  | Richmond        |
| S 18       | hL  | 8- 14  | Miami (Fla.)    |
| S 25       | hW  | 47- 3  | Wm & Mary       |
| O 02       | hL  | 10- 13 | Wake Forest     |
| O 09       | aW  | 22- 21 | Duke            |
| O 16       | hL  | 6- 16  | West Virginia   |
| O 23       | hW  | 34- 0  | Appalachian St. |
| O 30       | hW  | 29- 3  | Kentucky        |
| N 13       | aL  | 0- 45  | Vanderbilt      |
| N 20       | nW4 | 14- 3  | VMI             |
| N 25       | hW  | 21- 14 | Virginia        |
| VT 211-141 |     |        |                 |

## 1983 (9-2)

Coach: Bill Dooley

|            |    |        |               |
|------------|----|--------|---------------|
| S 10       | hL | 6- 13  | Wake Forest   |
| S 17       | aW | 17- 10 | Memphis State |
| S 24       | hW | 28- 0  | VMI           |
| O 01       | hW | 31- 0  | Louisville    |
| O 08       | hW | 27- 14 | Duke          |
| O 15       | aL | 0- 13  | West Virginia |
| O 22       | hW | 38- 0  | Richmond      |
| O 29       | hW | 59- 21 | Wm & Mary     |
| N 05       | aW | 26- 10 | Tulane        |
| N 12       | hW | 21- 10 | Vanderbilt    |
| N 19       | aW | 48- 0  | Virginia      |
| VT 301- 91 |    |        |               |

## 1984 (8-4)

Coach: Bill Dooley

|            |     |        |               |
|------------|-----|--------|---------------|
| S 08       | aW  | 21- 20 | Wake Forest   |
| S 15       | hL  | 7- 14  | West Virginia |
| S 22       | hW  | 21- 13 | Richmond      |
| S 29       | hL  | 23- 26 | Virginia      |
| O 06       | nW4 | 54- 7  | VMI           |
| O 13       | hW  | 27- 0  | Duke          |
| O 20       | hW  | 38- 14 | Wm & Mary     |
| O 27       | aW  | 9- 7   | Temple        |
| N 03       | hW  | 13- 6  | Tulane        |
| N 10       | aL  | 10- 17 | Clemson       |
| N 17       | aW  | 23- 3  | Vanderbilt    |
| VT 246-127 |     |        |               |

## Independence Bowl

(Dec. 15, 1984 at Shreveport, La.)

|    |          |           |
|----|----------|-----------|
| nL | VT 7- 23 | Air Force |
|----|----------|-----------|

## 1985 (6-5)

Coach: Bill Dooley

|            |    |        |               |
|------------|----|--------|---------------|
| A 31       | aL | 14- 31 | Cincinnati    |
| S 07       | hL | 14- 24 | Richmond      |
| S 14       | hL | 17- 20 | Clemson       |
| S 28       | hW | 24- 14 | Syracuse      |
| O 05       | aL | 9- 24  | West Virginia |
| O 12       | hW | 40- 10 | Wm & Mary     |
| O 19       | aW | 28- 10 | Virginia      |
| O 26       | aL | 18- 35 | Florida       |
| N 02       | hW | 31- 10 | Memphis State |
| N 09       | hW | 41- 17 | Louisville    |
| N 16       | aW | 38- 24 | Vanderbilt    |
| VT 274-219 |    |        |               |

## 1986 (10-1-1)\*

Coach: Bill Dooley

|            |     |        |                |
|------------|-----|--------|----------------|
| S 06       | hL  | 20- 24 | Cincinnati     |
| S 13       | aW  | 20- 14 | Clemson        |
| S 20       | aW  | 26- 17 | Syracuse       |
| S 27       | hW  | 37- 10 | East Tenn. St. |
| O 04       | hW  | 13- 7  | West Virginia  |
| O 11       | hT  | 27- 27 | South Carolina |
| O 18       | Fn4 | 13- 29 | Temple         |
| O 25       | hW  | 42- 10 | Virginia       |
| N 01       | hW  | 17- 15 | Kentucky       |
| N 08       | aW  | 17- 10 | Richmond       |
| N 15       | hW  | 29- 21 | Vanderbilt     |
| VT 261-184 |     |        |                |

## New Peach Bowl

(Dec. 31, 1986 at Atlanta, Ga.)

|    |           |            |
|----|-----------|------------|
| nW | VT 25- 24 | N.C. State |
|----|-----------|------------|

\*Temple forfeited game because of an ineligible player.

## 1987 (2-9)

Coach: Frank Beamer

|            |    |        |                |
|------------|----|--------|----------------|
| S 12       | hL | 10- 22 | Clemson        |
| S 19       | aL | 13- 14 | Virginia       |
| S 26       | hL | 21- 35 | Syracuse       |
| O 03       | hW | 31- 11 | Navy           |
| O 10       | aL | 10- 40 | South Carolina |
| O 17       | hL | 23- 32 | East Carolina  |
| O 24       | aL | 38- 57 | Tulane         |
| O 31       | aL | 7- 14  | Kentucky       |
| N 07       | aL | 16- 28 | West Virginia  |
| N 14       | aL | 13- 27 | Miami (Fla.)   |
| N 21       | hW | 21- 20 | Cincinnati     |
| VT 203-300 |    |        |                |

## 1988 (3-8)

Coach: Frank Beamer

|            |    |        |                |
|------------|----|--------|----------------|
| S 03       | aL | 7- 40  | Clemson        |
| S 10       | hW | 27- 16 | East Carolina  |
| S 17       | aL | 13- 35 | Southern Miss  |
| S 24       | aL | 0- 35  | Syracuse       |
| O 01       | hL | 10- 22 | West Virginia  |
| O 08       | hL | 24- 26 | South Carolina |
| O 15       | aW | 41- 14 | Cincinnati     |
| O 29       | hL | 10- 16 | Virginia       |
| N 05       | aL | 3- 13  | Louisville     |
| N 12       | aL | 14- 41 | Florida State  |
| N 19       | hW | 27- 6  | James Madison  |
| VT 176-264 |    |        |                |

## 1989 (6-4-1)

Coach: Frank Beamer

|            |    |        |                |
|------------|----|--------|----------------|
| S 02       | hW | 29- 3  | Akron          |
| S 09       | aT | 17- 17 | South Carolina |
| S 16       | hL | 7- 27  | Clemson        |
| S 23       | hW | 23- 0  | Temple         |
| O 07       | aW | 12- 10 | West Virginia  |
| O 14       | hL | 7- 41  | Florida State  |
| O 21       | aL | 10- 14 | East Carolina  |
| O 28       | hW | 30- 13 | Tulane         |
| N 04       | hW | 18- 0  | Vanderbilt     |
| N 11       | aL | 25- 32 | Virginia       |
| N 18       | aW | 25- 23 | N.C. State     |
| VT 203-180 |    |        |                |

# 1990s

## 1990 (6-5)

Coach: Frank Beamer

|            |    |        |                |
|------------|----|--------|----------------|
| S 01       | aL | 13- 20 | Maryland       |
| S 08       | hW | 21- 7  | Bowling Green  |
| S 15       | aW | 24- 23 | East Carolina  |
| S 22       | hL | 24- 35 | South Carolina |
| S 29       | aL | 28- 39 | Florida State  |
| O 06       | hW | 26- 21 | West Virginia  |
| O 20       | aL | 28- 31 | Temple         |
| O 27       | hW | 20- 16 | Southern Miss  |
| N 03       | hW | 20- 16 | N.C. State     |
| N 10       | aL | 3- 6   | Georgia Tech   |
| N 24       | hW | 38- 13 | Virginia       |
| VT 245-227 |    |        |                |

## 1991 (5-6)

Coach: Frank Beamer

|            |      |        |                |
|------------|------|--------|----------------|
| A 31       | hW   | 41- 12 | James Madison  |
| S 07       | aL   | 0- 7   | N.C. State     |
| S 21       | aL   | 21- 28 | South Carolina |
| S 28       | aL   | 17- 27 | Oklahoma       |
| O 05       | aW   | 20- 14 | West Virginia  |
| O 12       | nL20 | 20- 33 | Florida State  |
| O 19       | hW   | 56- 9  | Cincinnati     |
| O 26       | hW   | 41- 13 | Louisville     |
| N 09       | hW   | 42- 24 | Akron          |
| N 16       | hL   | 17- 24 | East Carolina  |
| N 23       | aL   | 0- 38  | Virginia       |
| VT 275-229 |      |        |                |

## 1992 (2-8-1)

Coach: Frank Beamer

|            |    |        |               |
|------------|----|--------|---------------|
| S 05       | hW | 49- 20 | James Madison |
| S 12       | aL | 27- 30 | East Carolina |
| S 19       | aW | 26- 7  | Temple        |
| S 26       | hL | 7- 16  | West Virginia |
| O 10       | aL | 17- 21 | Louisville    |
| O 17       | hT | 13- 13 | N.C. State    |
| O 24       | hL | 23- 43 | Miami (Fla.)  |
| O 31       | aL | 49- 50 | Rutgers       |
| N 07       | aL | 9- 28  | Syracuse      |
| N 14       | hL | 12- 13 | Southern Miss |
| N 21       | hL | 38- 41 | Virginia      |
| VT 270-282 |    |        |               |

## 1993 (9-3)

Coach: Frank Beamer

|            |    |        |                |
|------------|----|--------|----------------|
| S 04       | hW | 33- 16 | Bowling Green  |
| S 11       | aW | 63- 21 | Pittsburgh     |
| S 18       | aL | 2- 21  | Miami (Fla.)   |
| S 25       | hW | 55- 28 | Maryland       |
| O 02       | aL | 13- 14 | West Virginia  |
| O 16       | hW | 55- 7  | Temple         |
| O 23       | hW | 49- 42 | Rutgers        |
| O 30       | hW | 31- 12 | East Carolina  |
| N 06       | aL | 34- 48 | Boston College |
| N 13       | hW | 45- 24 | Syracuse       |
| N 20       | aW | 20- 17 | Virginia       |
| VT 400-250 |    |        |                |

## Independence Bowl

(Dec. 31, 1993 at Shreveport, La.)

|    |           |         |
|----|-----------|---------|
| nW | VT 45- 20 | Indiana |
|----|-----------|---------|

## 1994 (8-4)

Coach: Frank Beamer

|            |    |        |                |
|------------|----|--------|----------------|
| S 03       | hW | 34- 7  | Arkansas State |
| S 10       | aW | 24- 14 | Southern Miss  |
| S 17       | aW | 12- 7  | Boston College |
| S 22       | hW | 34- 6  | West Virginia  |
| O 01       | aL | 20- 28 | Syracuse       |
| O 08       | hW | 41- 13 | Temple         |
| O 15       | aW | 27- 20 | East Carolina  |
| O 22       | hW | 45- 7  | Pittsburgh     |
| O 29       | aL | 3- 24  | Miami (Fla.)   |
| N 12       | hW | 41- 34 | Rutgers        |
| N 19       | hL | 23- 42 | Virginia       |
| VT 304-202 |    |        |                |

## Gator Bowl

(Dec. 30, 1994 at Gainesville, Fla.)

|    |           |           |
|----|-----------|-----------|
| nL | VT 23- 45 | Tennessee |
|----|-----------|-----------|

## 1995 (10-2)

Coach: Frank Beamer

|            |      |        |                |
|------------|------|--------|----------------|
| S 07       | hL   | 14- 20 | Boston College |
| S 16       | hL   | 0- 16  | Cincinnati     |
| S 23       | hW   | 13- 7  | Miami (Fla.)   |
| S 30       | aW   | 26- 16 | Pittsburgh     |
| O 07       | aW   | 14- 0  | Navy           |
| O 14       | hW   | 77- 27 | Akron          |
| O 21       | aW   | 45- 17 | Rutgers        |
| O 28       | aW   | 27- 0  | West Virginia  |
| N 04       | hW   | 31- 7  | Syracuse       |
| N 11       | nW18 | 38- 16 | Temple         |
| N 18       | aW   | 36- 29 | Virginia       |
| VT 321-155 |      |        |                |

## Sugar Bowl

(Dec. 31, 1995 at New Orleans, La.)

|    |           |       |
|----|-----------|-------|
| nW | VT 28- 10 | Texas |
|----|-----------|-------|



Chris Kinzer's last-second field goal lifted the Hokies over N.C. State 25-24 in the 1986 Peach Bowl for Tech's first bowl victory.



**Michael Vick led the Hokies to an 11-0 regular season in 1999 and a berth in the national championship game, the 2000 Sugar Bowl.**

#### 1996 (10-2)

Coach: Frank Beamer

|      |    |       |                |
|------|----|-------|----------------|
| S 07 | aW | 21-18 | Akron          |
| S 14 | aW | 45-7  | Boston College |
| S 21 | hW | 30-14 | Rutgers        |
| S 28 | aL | 21-52 | Syracuse       |
| O 12 | hW | 38-0  | Temple         |
| O 26 | hW | 34-17 | Pittsburgh     |
| N 02 | hW | 47-16 | SW Louisiana   |
| N 09 | hW | 35-14 | East Carolina  |
| N 16 | aW | 21-7  | Miami (Fla.)   |
| N 23 | hW | 31-14 | West Virginia  |
| N 29 | hW | 26-9  | Virginia       |

VT 349-168

#### Orange Bowl

(Dec. 31, 1996 at Miami, Fla.)

nL VT 21-41 Nebraska

#### 1997 (7-5)

Coach: Frank Beamer

|      |    |       |                |
|------|----|-------|----------------|
| A 30 | aW | 59-19 | Rutgers        |
| S 13 | hW | 31-3  | Syracuse       |
| S 20 | aW | 23-13 | Temple         |
| S 27 | hW | 50-0  | Arkansas State |
| O 04 | hL | 17-24 | Miami (Ohio)   |
| O 11 | hW | 17-7  | Boston College |
| O 25 | aL | 17-30 | West Virginia  |
| N 01 | hW | 37-0  | UAB            |
| N 08 | hW | 27-25 | Miami (Fla.)   |
| N 22 | aL | 23-30 | Pittsburgh     |
| N 28 | aL | 20-34 | Virginia       |

VT 321-185

#### Gator Bowl

(Jan. 1, 1998 at Jacksonville, Fla.)

nL VT 3-42 North Carolina

#### 1998 (9-3)

Coach: Frank Beamer

|      |    |       |                   |
|------|----|-------|-------------------|
| S 05 | hW | 38-3  | East Carolina     |
| S 12 | aW | 37-0  | Clemson           |
| S 19 | aW | 27-20 | Miami (Fla.) (OT) |
| S 26 | hW | 27-7  | Pittsburgh        |
| O 08 | aW | 17-0  | Boston College    |
| O 17 | hL | 24-28 | Temple            |
| O 24 | aW | 41-0  | UAB               |
| O 31 | hW | 27-13 | West Virginia     |
| N 14 | aL | 26-28 | Syracuse          |
| N 21 | hW | 47-7  | Rutgers           |
| N 28 | hL | 32-36 | Virginia          |

VT 343-142

#### Music City Bowl

(Dec. 29, 1998 at Nashville, Tenn.)

nW VT 38-7 Alabama

#### 1999 (11-1)

Coach: Frank Beamer

|      |    |       |               |
|------|----|-------|---------------|
| S 04 | hW | 47-0  | James Madison |
| S 11 | hW | 31-10 | UAB           |
| S 23 | hW | 31-11 | Clemson       |

|      |    |       |                |
|------|----|-------|----------------|
| O 02 | aW | 31-7  | Virginia       |
| O 09 | aW | 58-20 | Rutgers        |
| O 16 | hW | 62-0  | Syracuse       |
| O 30 | aW | 30-17 | Pittsburgh     |
| N 06 | aW | 22-20 | West Virginia  |
| N 13 | hW | 43-10 | Miami (Fla.)   |
| N 20 | aW | 62-7  | Temple         |
| N 26 | hW | 38-14 | Boston College |

VT 455-116

#### Sugar Bowl

(Jan. 4, 2000 at New Orleans, La.)

nL VT 29-46 Florida State

## 2000s

#### 2000 (11-1)

Coach: Frank Beamer

|      |    |       |                |
|------|----|-------|----------------|
| S 02 | hW | 52-23 | Akron          |
| S 07 | aW | 45-28 | East Carolina  |
| S 16 | hW | 49-0  | Rutgers        |
| S 30 | aW | 48-34 | Boston College |
| O 07 | hW | 35-13 | Temple         |
| O 12 | hW | 48-20 | West Virginia  |
| O 21 | aW | 22-14 | Syracuse       |
| O 28 | hW | 37-34 | Pittsburgh     |
| N 04 | aL | 21-41 | Miami          |
| N 11 | aW | 44-21 | UCF            |
| N 25 | hW | 42-21 | Virginia       |

#### Gator Bowl

(January 1, 2001 at Jacksonville, Fla.)

nW VT 41-20 Clemson

#### 2001 (8-4)

Coach: Frank Beamer

|      |    |       |                  |
|------|----|-------|------------------|
| S 01 | hW | 52-10 | Connecticut      |
| S 08 | hW | 31-0  | Western Michigan |
| S 22 | aW | 50-0  | Rutgers          |

|      |    |       |                |
|------|----|-------|----------------|
| S 29 | hW | 46-14 | UCF            |
| O 06 | aW | 35-0  | West Virginia  |
| O 13 | hW | 34-20 | Boston College |
| O 27 | hL | 14-22 | Syracuse       |
| N 03 | aL | 7-38  | Pittsburgh     |
| N 11 | aW | 35-0  | Temple         |
| N 17 | aW | 31-17 | Virginia       |
| D 01 | hL | 24-26 | Miami          |

VT 359-147

#### Gator Bowl

(Jan. 1, 2002 at Jacksonville, Fla.)

nL VT 17-30 Florida State

#### 2002 (10-4)

Coach: Frank Beamer

|      |    |       |                  |
|------|----|-------|------------------|
| A 25 | hW | 63-7  | Arkansas State   |
| S 01 | hW | 26-8  | LSU              |
| S 12 | hW | 47-21 | Marshall         |
| S 21 | aW | 13-3  | Texas A&M        |
| S 28 | aW | 30-0  | Western Michigan |
| O 10 | aW | 28-23 | Boston College   |
| O 19 | hW | 35-14 | Rutgers          |
| O 26 | hW | 20-10 | Temple           |
| N 02 | hL | 21-28 | Pittsburgh       |
| N 09 | aL | 42-50 | Syracuse (30T)   |
| N 20 | hL | 18-21 | West Virginia    |
| N 30 | hW | 21-9  | Virginia         |
| D 07 | aL | 45-56 | Miami            |

#### San Francisco Bowl

(Dec. 31, 2002 at San Francisco, Calif.)

nW VT 20-13 Air Force

VT 429-263

#### 2003 (8-5)

Coach: Frank Beamer

|      |    |       |               |
|------|----|-------|---------------|
| A 31 | hW | 49-28 | UCF           |
| S 06 | hW | 43-0  | James Madison |
| S 18 | hW | 35-19 | Texas A&M     |

## Year-by-Year Neutral Sites

1. Roanoke
2. Richmond
3. Lynchburg
4. Norfolk
5. Winston-Salem, N.C.
6. Bluefield, W. Va.
7. Bedford
8. Staunton
9. Charlotte, N.C.
10. Danville
11. Knoxville, Tenn.
12. Columbia, S.C.
13. Huntington, W. Va.
14. Birmingham, Ala.
15. Greensboro, N.C.
16. Charleston, W. Va.
17. Louisville, Ky.
18. Washington, D.C.
19. Raleigh, N.C.
20. Orlando, Fla.
21. Portsmouth
22. Alexandria
23. Baltimore, Md.
24. Landover, Md.
25. Jacksonville, Fla.

|      |    |       |                |
|------|----|-------|----------------|
| S 27 | hW | 47-13 | Connecticut    |
| O 04 | aW | 48-22 | Rutgers        |
| O 11 | hW | 51-7  | Syracuse       |
| O 22 | aL | 7-28  | West Virginia  |
| N 01 | hW | 31-7  | Miami          |
| N 08 | aL | 28-31 | Pittsburgh     |
| N 15 | aW | 24-23 | Temple (OT)    |
| N 22 | hL | 27-34 | Boston College |
| N 29 | aL | 21-35 | Virginia       |

#### Insight Bowl

(Dec. 26, 2003 at Phoenix, Ariz.)

nL VT 49-52 California

VT 460-299

#### 2004 (10-3)

Coach: Frank Beamer

|      |      |       |                  |
|------|------|-------|------------------|
| A 28 | nL24 | 13-24 | Southern Cal     |
| S 11 | hW   | 63-0  | Western Michigan |
| S 18 | hW   | 41-17 | Duke             |
| S 25 | hL   | 16-17 | N.C. State       |
| O 02 | hW   | 19-13 | West Virginia    |
| O 09 | aW   | 17-10 | Wake Forest      |
| O 16 | hW   | 62-0  | Florida A&M      |
| O 28 | aW   | 34-20 | Georgia Tech     |
| N 06 | aW   | 27-24 | North Carolina   |
| N 18 | hW   | 55-6  | Maryland         |
| N 27 | hW   | 24-10 | Virginia         |
| D 04 | aW   | 16-10 | Miami            |

#### Sugar Bowl

(Jan. 3, 2005 at New Orleans, La.)

nL VT 13-16 Auburn

VT 400-167

#### 2005 (11-2)

Coach: Frank Beamer

|      |      |       |                |
|------|------|-------|----------------|
| S 04 | aW   | 20-16 | N.C. State     |
| S 10 | aW   | 45-0  | Duke           |
| S 17 | hW   | 45-0  | Ohio           |
| S 24 | hW   | 51-7  | Georgia Tech   |
| O 01 | aW   | 34-17 | West Virginia  |
| O 08 | hW   | 41-14 | Marshall       |
| O 20 | aW   | 28-9  | Maryland       |
| O 27 | hW   | 30-10 | Boston College |
| N 05 | hL   | 7-27  | Miami          |
| N 19 | aW   | 52-14 | Virginia       |
| N 26 | hW   | 30-3  | North Carolina |
| D 03 | nL25 | 22-27 | Florida State  |

#### Sugar Bowl

(Jan. 2, 2006 at Jacksonville, Fla.)

nW VT 35-24 Louisville

VT 440-168

## Virginia Tech Coaching Records

(Listed in order of number of victories)

| Name               | Seasons | W   | L  | T | Pct. | Years            |
|--------------------|---------|-----|----|---|------|------------------|
| Frank Beamer       | 19      | 146 | 79 | 2 | .648 | 1987-            |
| Bill Dooley        | 9       | †64 | 37 | 1 | .632 | 1978-86          |
| Jerry Claiborne    | 10      | 61  | 39 | 2 | .608 | 1961-70          |
| Frank Moseley      | 10      | 54  | 42 | 4 | .560 | 1951-60          |
| H.B. Redd          | 9       | 43  | 37 | 8 | .534 | 1932-40          |
| Branch Bockock     | 6       | 34  | 14 | 2 | .680 | 1909-10; 1912-15 |
| Ben Cabbage        | 5       | 30  | 12 | 6 | .688 | 1921-25          |
| Andy Gustafson     | 4       | 22  | 13 | 1 | .625 | 1926-29          |
| Jimmy Sharpe       | 4       | 21  | 22 | 1 | .489 | 1974-77          |
| Charles Bernier    | 3       | 18  | 6  | 1 | .740 | 1917-19          |
| C.P. Miles         | 2       | 14  | 3  | 2 | .737 | 1905-06          |
| James Kitts        | 3       | 13  | 13 | 3 | .500 | 1941; 1946-47    |
| Charlie Coffey     | 3       | 12  | 20 | 1 | .379 | 1971-73          |
| A.C. Jones         | 2       | 9   | 4  | 1 | .679 | 1895-96          |
| H.M. McEver §      | 2       | 9   | 8  | 1 | .528 | 1942, '45        |
| O.E. Neale         | 2       | 8   | 7  | 3 | .528 | 1930-31          |
| C.R. Williams      | 1       | 7   | 2  | 0 | .778 | 1907             |
| Jack Ingersell     | 1       | 7   | 2  | 0 | .778 | 1916             |
| A.B. Morrison, Jr. | 1       | 6   | 1  | 0 | .857 | 1901             |
| L.W. Reiss         | 1       | 6   | 1  | 2 | .778 | 1911             |
| C.A. Lueder        | 1       | 5   | 1  | 0 | .833 | 1903             |
| Charles Firth      | 1       | 5   | 2  | 0 | .714 | 1897             |
| John C. O'Conner   | 1       | 5   | 3  | 0 | .625 | 1904             |
| R.M. Brown         | 1       | 5   | 4  | 0 | .556 | 1908             |
| J.A. Massie        | 1       | 4   | 1  | 0 | .800 | 1894             |
| James Morrison     | 1       | 4   | 1  | 0 | .800 | 1899             |
| Stanley Sutton     | 1       | 4   | 6  | 0 | .400 | 1920             |
| J.L. Ingles        | 1       | 3   | 2  | 0 | .600 | 1898             |
| R.R. Brown         | 1       | 3   | 2  | 1 | .583 | 1902             |
| Dr. Davis          | 1       | 3   | 3  | 1 | .500 | 1900             |
| E.A. Smyth         | 2       | 1   | 3  | 0 | .250 | 1892-93          |
| Robert McNeish     | 3       | 1   | 25 | 3 | .086 | 1948-50          |

† Includes a forfeit by Temple during the 1986 season.

§ Shared head coaching duties with S.D. Tilson in 1942 when team finished 7-2-1.

# Tech vs. Teams in the AP Poll

| Date     | VT Rank | Opponent       | Rank | W/L | Score |
|----------|---------|----------------|------|-----|-------|
| 10/26/46 | -       | N.C. State     | 12   | hW  | 14-6  |
| 10/18/47 | -       | Army           | 7    | hL  | 19-21 |
| 10/23/48 | -       | Duke           | 16   | nL  | 0-7   |
| 10/30/48 | -       | Army           | 5    | aL  | 7-49  |
| 10/4/52  | -       | Virginia       | 16   | nL  | 0-42  |
| 10/11/52 | -       | Alabama        | 18   | aL  | 0-33  |
| 11/07/53 | -       | West Virginia  | 7    | nL  | 7-12  |
| 9/29/56  | -       | N.C. State     | 20   | nW  | 35-6  |
| 11/3/56  | 15      | Clemson        | 13   | aL  | 6-21  |
| 11/16/57 | -       | N.C. State     | 19   | nL  | 0-12  |
| 11/28/57 | -       | VMI            | 17   | nL  | 6-14  |
| 10/1/60  | -       | Clemson        | 7    | aL  | 7-13  |
| 10/24/64 | -       | Florida State  | 10   | hW  | 20-11 |
| 12/10/66 | -       | Miami          | 9    | nL  | 7-14  |
| 9/21/68  | -       | Alabama        | 7    | nL  | 7-14  |
| 10/18/68 | -       | Miami          | 12   | aL  | 8-13  |
| 11/2/68  | -       | Florida State  | 18   | aW  | 40-22 |
| 9/20/69  | -       | Alabama        | 15   | hL  | 13-17 |
| 11/13/71 | -       | Houston        | 18   | aL  | 29-56 |
| 9/23/72  | -       | Florida State  | 17   | aL  | 15-27 |
| 10/14/72 | -       | Oklahoma State | 19   | hW  | 34-32 |
| 11/18/72 | -       | Alabama        | 2    | aL  | 13-52 |
| 10/12/73 | -       | Houston        | 14   | aL  | 27-54 |
| 10/27/73 | -       | Alabama        | 2    | aL  | 6-77  |
| 9/11/76  | -       | Texas A&M      | 14   | aL  | 0-19  |
| 9/17/77  | -       | Texas A&M      | 7    | hL  | 6-27  |
| 10/29/77 | -       | Kentucky       | 7    | aL  | 0-32  |
| 11/5/77  | -       | Florida State  | 15   | hL  | 21-23 |
| 10/28/78 | -       | Alabama        | 3    | aL  | 0-35  |
| 9/29/79  | -       | Florida State  | 12   | hL  | 10-17 |
| 10/27/79 | -       | Alabama        | 1    | aL  | 7-31  |
| 11/8/80  | -       | Florida State  | 3    | aL  | 7-31  |
| 1/2/81   | -       | Miami          | 20   | nL  | 10-20 |
| 11/14/81 | -       | Miami          | 12   | aL  | 14-21 |
| 9/18/82  | -       | Miami          | 15   | hL  | 8-14  |
| 10/16/82 | -       | West Virginia  | 13   | hL  | 6-16  |
| 10/15/83 | -       | West Virginia  | 4    | aL  | 0-13  |
| 10/26/85 | -       | Florida        | 2    | aL  | 18-35 |
| 12/31/86 | -       | N.C. State     | 18   | nW  | 25-24 |
| 9/12/87  | -       | Clemson        | 10   | hL  | 10-22 |
| 11/14/87 | -       | Miami          | 3    | aL  | 13-27 |
| 9/3/88   | -       | Clemson        | 4    | aL  | 7-40  |
| 10/1/88  | -       | West Virginia  | 7    | hL  | 10-22 |
| 10/8/88  | -       | South Carolina | 8    | hL  | 24-26 |



Hokie fans storm the field in celebration of Virginia Tech's 31-7 win over No. 2 Miami in 2003.

| Date     | VT Rank | Opponent      | Rank | W/L | Score |
|----------|---------|---------------|------|-----|-------|
| 11/12/88 | -       | Florida State | 5    | aL  | 14-41 |
| 9/16/89  | -       | Clemson       | 7    | hL  | 7-27  |
| 10/7/89  | -       | West Virginia | 9    | aW  | 12-10 |
| 10/14/89 | -       | Florida State | 19   | hL  | 7-41  |
| 11/11/89 | -       | Virginia      | 18   | aL  | 25-32 |
| 9/29/90  | -       | Florida State | 2    | aL  | 28-39 |
| 11/10/90 | -       | Georgia Tech  | 7    | aL  | 3-6   |
| 11/24/90 | -       | Virginia      | 17   | hW  | 38-13 |
| 9/28/91  | -       | Oklahoma      | 6    | aL  | 17-27 |
| 10/12/91 | -       | Florida State | 1    | nL  | 20-33 |
| 11/16/91 | -       | East Carolina | 14   | hL  | 17-24 |
| 11/23/91 | -       | Virginia      | 20   | aL  | 0-38  |
| 10/17/92 | -       | N.C. State    | 21   | hT  | 13-13 |
| 10/24/92 | -       | Miami         | 1    | hL  | 23-43 |

| Date     | VT Rank | Opponent       | Rank | W/L | Score |
|----------|---------|----------------|------|-----|-------|
| 11/7/92  | -       | Syracuse       | 10   | aL  | 9-28  |
| 9/18/93  | -       | Miami          | 3    | aL  | 2-21  |
| 10/2/93  | -       | West Virginia  | 25   | aL  | 13-14 |
| 11/20/93 | 25      | Virginia       | 23   | aW  | 20-17 |
| 12/31/93 | 22      | Indiana        | 21   | nW  | 45-20 |
| 10/29/94 | 13      | Miami          | 6    | aL  | 3-24  |
| 11/19/94 | 14      | Virginia       | 16   | hL  | 23-45 |
| 9/23/95  | -       | Miami          | 17   | hW  | 13-7  |
| 11/4/95  | -       | Syracuse       | 20   | hW  | 31-7  |
| 11/18/95 | 20      | Virginia       | 13   | aW  | 36-29 |
| 12/31/95 | 13      | Texas          | 9    | nW  | 28-10 |
| 11/16/96 | 21      | Miami          | 18   | aW  | 21-7  |
| 11/23/96 | 17      | West Virginia  | 23   | hW  | 31-14 |
| 11/29/96 | 17      | Virginia       | 20   | hW  | 26-9  |
| 12/31/96 | 10      | Nebraska       | 6    | nL  | 21-41 |
| 10/25/97 | 19      | West Virginia  | 21   | aL  | 17-30 |
| 1/1/98   | -       | North Carolina | 7    | nL  | 3-42  |
| 10/31/98 | 20      | West Virginia  | 21   | hW  | 27-13 |
| 11/28/98 | 20      | Virginia       | 16   | hL  | 32-36 |
| 10/2/99  | 8       | Virginia       | 24   | aW  | 31-7  |
| 10/16/99 | 4       | Syracuse       | 16   | hW  | 62-0  |
| 11/13/99 | 2       | Miami          | 19   | hW  | 43-10 |
| 11/26/99 | 2       | Boston College | 22   | hW  | 38-14 |
| 1/4/00   | 2       | Florida State  | 1    | nL  | 29-46 |
| 11/4/00  | 2       | Miami          | 3    | aL  | 21-41 |
| 1/1/01   | 6       | Clemson        | 16   | nW  | 41-20 |
| 12/1/01  | 14      | Miami          | 1    | hL  | 24-26 |
| 1/1/02   | 15      | Florida State  | 24   | nL  | 17-30 |
| 9/1/02   | 16      | LSU            | 14   | hW  | 26-9  |
| 9/12/02  | 11      | Marshall       | 16   | hW  | 47-21 |
| 9/21/02  | 7       | Texas A&M      | 19   | aW  | 13-3  |
| 12/7/02  | 18      | Miami          | 1    | aL  | 45-56 |
| 11/1/03  | 10      | Miami          | 2    | hW  | 31-7  |
| 11/8/03  | 5       | Pittsburgh     | 25   | aL  | 28-31 |
| 8/28/04  | -       | Southern Cal   | 1    | nL  | 13-24 |
| 10/2/04  | -       | West Virginia  | 6    | hW  | 19-13 |
| 11/27/04 | 11      | Virginia       | 16   | hW  | 24-10 |
| 12/4/04  | 10      | Miami          | 9    | aW  | 16-10 |
| 1/3/05   | 9       | Auburn         | 3    | nL  | 13-16 |
| 9/24/05  | 4       | Georgia Tech   | 15   | hW  | 51-7  |
| 10/27/05 | 3       | Boston College | 13   | hW  | 30-10 |
| 11/5/05  | 3       | Miami          | 5    | hL  | 7-27  |
| 1/2/06   | 12      | Louisville     | 15   | nW  | 35-24 |

## Miscellaneous Rankings Information

|   |  |
|---|--|
| Virginia Tech's first ranking in the AP poll..... | Oct. 4, 1954 — #19   |
| Longest consecutive-poll streak .....             | 84 — Jan. 5, 1999 (final postseason) through Nov. 23, 2003   |
| Highest preseason ranking.....                    | #7 — 2005 season   |
| Highest regular season ranking .....              | #2 — During the 1999 and 2000 seasons  |
| Highest final ranking .....                       | #2 after the 1999 season   |
| First game against a ranked opponent.....         | Oct. 26, 1946 vs. #12 N.C. State W, 14-6 at Blacksburg, Va.  |
| First game between two ranked teams.....          | Nov. 3, 1956 — #15 Virginia Tech vs. #13 Clemson L, 21-6 at Clemson, S.C.  |
| Highest ranked opponent defeated .....            | #2 Miami on Nov. 1, 2003 W, 31-7 at Blacksburg, Va.  |
| Virginia Tech has faced #1 seven times.....       | Oct. 27, 1979 vs. Alabama — L, 31-7 at Tuscaloosa, Ala.<br>Oct. 12, 1991 vs. Florida State — L, 33-20 at Orlando, Fla.<br>Oct. 24, 1992 vs. Miami — L, 43-23 at Blacksburg, Va.<br>Jan. 4, 2000 vs. Florida State — L, 46-29 at New Orleans, La.<br>Dec. 1, 2001 vs. Miami — L, 26-24 at Blacksburg, Va.<br>Dec. 7, 2002 vs. Miami — L, 56-45 at Miami, Fla.<br>Aug. 28, 2004 vs. Southern Cal — L, 24-13 at Landover, Md. |

# The Hokies vs. All Opponents

All-Time Record: 627-415-46 (1,088 games, 112 seasons)

(2006 opponents in **bold**)

|                       | Times     | Series      | Last Meeting |              |           | W         | L        | T |                             | Times     | Series      | Last Meeting |              |           | W         | L        | T |
|-----------------------|-----------|-------------|--------------|--------------|-----------|-----------|----------|---|-----------------------------|-----------|-------------|--------------|--------------|-----------|-----------|----------|---|
|                       | Met       | Began       | Year         | Score        | Met       |           |          |   |                             | Began     | Year        | Score        |              |           |           |          |   |
| Air Force             | 2         | 1984        | 2002         | 20-13        | 1         | 1         | 0        |   | Marshall                    | 9         | 1913        | 2005         | 41-14        | 7         | 2         | 0        |   |
| Akron                 | 5         | 1989        | 2000         | 52-23        | 5         | 0         | 0        |   | Maryland                    | 28        | 1919        | 2005         | 28-9         | 13        | 15        | 0        |   |
| Alabama               | 11        | 1932        | 1998         | 38-7         | 1         | 10        | 0        |   | Maryland-Baltimore          | 4         | 1897        | 1911         | 12-0         | 2         | 2         | 0        |   |
| Alabama-Birmingham    | 3         | 1997        | 1999         | 31-10        | 3         | 0         | 0        |   | Maryville College           | 1         | 1896        | 1896         | 52-0         | 1         | 0         | 0        |   |
| Allegheny Institute   | 1         | 1896        | 1896         | 20-0         | 1         | 0         | 0        |   | Medical College of Va.      | 1         | 1912        | 1912         | 0-10         | 0         | 1         | 0        |   |
| Appalachian State     | 3         | 1979        | 1982         | 34-0         | 3         | 0         | 0        |   | Memphis State               | 6         | 1970        | 1985         | 31-10        | 3         | 3         | 0        |   |
| Arkansas State        | 3         | 1994        | 2002         | 63-7         | 3         | 0         | 0        |   | <b>Miami, Fla.</b>          | <b>23</b> | <b>1953</b> | <b>2005</b>  | <b>7-27</b>  | <b>7</b>  | <b>16</b> | <b>0</b> |   |
| Army                  | 6         | 1905        | 1962         | 12-20        | 1         | 5         | 0        |   | Miami, Ohio                 | 1         | 1997        | 1997         | 17-24        | 0         | 1         | 0        |   |
| Auburn                | 5         | 1924        | 2004         | 13-16        | 1         | 3         | 1        |   | Mississippi                 | 2         | 1913        | 1969         | 17-34        | 1         | 1         | 0        |   |
|                       |           |             |              |              |           |           |          |   | Morris-Harvey               | 3         | 1911        | 1921         | 54-7         | 3         | 0         | 0        |   |
| Bellevue              | 1         | 1898        | 1898         | 29-0         | 1         | 0         | 0        |   | Nashville                   | 1         | 1904        | 1904         | 32-0         | 1         | 0         | 0        |   |
| Belmont Athletic Club | 1         | 1918        | 1918         | 30-0         | 1         | 0         | 0        |   | Navy                        | 10        | 1903        | 1995         | 14-0         | 3         | 7         | 0        |   |
| <b>Boston College</b> | <b>12</b> | <b>1993</b> | <b>2005</b>  | <b>30-10</b> | <b>9</b>  | <b>3</b>  | <b>0</b> |   | Nebraska                    | 1         | 1996        | 1996         | 21-41        | 0         | 1         | 0        |   |
| Bowling Green         | 2         | 1990        | 1993         | 33-16        | 2         | 0         | 0        |   | <b>North Carolina</b>       | <b>29</b> | <b>1895</b> | <b>2005</b>  | <b>30-3</b>  | <b>14</b> | <b>9</b>  | <b>6</b> |   |
| Bucknell              | 1         | 1906        | 1906         | 0-10         | 0         | 1         | 0        |   | North Carolina State        | 46        | 1900        | 2005         | 20-16        | 24        | 18        | 4        |   |
| Buffalo               | 2         | 1969        | 1970         | 31-14        | 2         | 0         | 0        |   |                             |           |             |              |              |           |           |          |   |
| California            | 1         | 2003        | 2003         | 49-52        | 0         | 1         | 0        |   | Ohio                        | 3         | 1971        | 2005         | 45-0         | 3         | 0         | 0        |   |
| Camp Humphreys        | 1         | 1918        | 1918         | 33-6         | 1         | 0         | 0        |   | Oklahoma                    | 1         | 1991        | 1991         | 17-27        | 0         | 1         | 0        |   |
| Catawba               | 3         | 1940        | 1942         | 28-14        | 3         | 0         | 0        |   | Oklahoma State              | 2         | 1971        | 1972         | 34-32        | 1         | 1         | 0        |   |
| Catholic University   | 1         | 1922        | 1922         | 73-0         | 1         | 0         | 0        |   | Pennsylvania                | 2         | 1929        | 1955         | 33-0         | 1         | 1         | 0        |   |
| Central Florida       | 3         | 2000        | 2003         | 49-28        | 3         | 0         | 0        |   | Pittsburgh                  | 11        | 1993        | 2003         | 28-31        | 7         | 4         | 0        |   |
| Centre                | 5         | 1920        | 1940         | 10-6         | 2         | 3         | 0        |   | Princeton                   | 3         | 1908        | 1912         | 0-31         | 0         | 3         | 0        |   |
| Chattanooga           | 1         | 1927        | 1927         | 13-14        | 0         | 1         | 0        |   | Quantico Marines            | 2         | 1949        | 1950         | 21-61        | 0         | 2         | 0        |   |
| <b>Cincinnati</b>     | <b>7</b>  | <b>1946</b> | <b>1995</b>  | <b>0-16</b>  | <b>3</b>  | <b>4</b>  | <b>0</b> |   | Randolph-Macon              | 4         | 1893        | 1939         | 26-0         | 3         | 1         | 0        |   |
| Citadel               | 2         | 1952        | 1953         | 22-0         | 2         | 0         | 0        |   | Rhode Island                | 1         | 1980        | 1980         | 34-7         | 1         | 0         | 0        |   |
| <b>Clemson</b>        | <b>28</b> | <b>1900</b> | <b>2001</b>  | <b>41-20</b> | <b>10</b> | <b>17</b> | <b>1</b> |   | Richmond                    | 51        | 1897        | 1986         | 17-10        | 37        | 10        | 4        |   |
| Colgate               | 2         | 1927        | 1928         | 14-35        | 1         | 1         | 0        |   | Roanoke College             | 28        | 1894        | 1937         | 27-7         | 26        | 0         | 2        |   |
| Connecticut           | 2         | 2001        | 2003         | 47-13        | 2         | 0         | 0        |   | Roanoke YMCA                | 1         | 1895        | 1895         | 16-2         | 1         | 0         | 0        |   |
| Cornell               | 1         | 1915        | 1915         | 0-45         | 0         | 1         | 0        |   | Rutgers                     | 14        | 1920        | 2003         | 48-22        | 11        | 3         | 0        |   |
| Cumberland            | 1         | 1905        | 1905         | 12-0         | 1         | 0         | 0        |   | Saint Albans                | 9         | 1893        | 1903         | 29-0         | 8         | 1         | 0        |   |
| Dartmouth             | 1         | 1926        | 1926         | 0-21         | 0         | 1         | 0        |   | SMU                         | 3         | 1972        | 1974         | 25-28        | 1         | 2         | 0        |   |
| Davidson              | 14        | 1903        | 1960         | 7-9          | 10        | 3         | 1        |   | South Carolina              | 20        | 1905        | 1991         | 21-28        | 7         | 11        | 2        |   |
| <b>Duke</b>           | <b>13</b> | <b>1937</b> | <b>2005</b>  | <b>45-0</b>  | <b>6</b>  | <b>7</b>  | <b>0</b> |   | Southern California         | 1         | 2004        | 2004         | 13-24        | 0         | 1         | 0        |   |
| East Carolina         | 12        | 1956        | 2000         | 45-28        | 8         | 4         | 0        |   | <b>Southern Mississippi</b> | <b>8</b>  | <b>1958</b> | <b>1994</b>  | <b>24-14</b> | <b>4</b>  | <b>4</b>  | <b>0</b> |   |
| East Tennessee State  | 2         | 1980        | 1986         | 37-10        | 2         | 0         | 0        |   | Southwestern Louisiana      | 1         | 1996        | 1996         | 47-16        | 1         | 0         | 0        |   |
| Emory & Henry         | 6         | 1893        | 1938         | 33-0         | 5         | 1         | 0        |   | Syracuse                    | 17        | 1964        | 2003         | 51-7         | 8         | 9         | 0        |   |
| Florida               | 2         | 1934        | 1985         | 18-35        | 0         | 2         | 0        |   | Tampa                       | 2         | 1964        | 1967         | 13-3         | 2         | 0         | 0        |   |
| Florida A&M           | 1         | 2004        | 2004         | 62-0         | 1         | 0         | 0        |   | Temple                      | 17        | 1934        | 2003         | 24-23(OT)    | 14        | 3         | 0        |   |
| Florida State         | 32        | 1955        | 2005         | 22-27        | 10        | 21        | 1        |   | Tennessee                   | 7         | 1896        | 1994         | 23-45        | 2         | 5         | 0        |   |
| Furman                | 4         | 1939        | 1947         | 20-6         | 4         | 0         | 0        |   | Texas                       | 1         | 1995        | 1995         | 28-10        | 1         | 0         | 0        |   |
| Gallaudet             | 1         | 1905        | 1905         | 56-0         | 1         | 0         | 0        |   | Texas A&M                   | 4         | 1976        | 2003         | 35-19        | 2         | 2         | 0        |   |
| George Washington     | 19        | 1907        | 1966         | 49-0         | 11        | 8         | 0        |   | Third Corps Area            | 1         | 1923        | 1923         | 17-21        | 0         | 1         | 0        |   |
| Georgetown            | 8         | 1901        | 1941         | 3-0          | 4         | 4         | 0        |   | Tulane                      | 9         | 1956        | 1989         | 30-13        | 5         | 4         | 0        |   |
| Georgia               | 2         | 1931        | 1932         | 7-6          | 1         | 1         | 0        |   | Tulsa                       | 4         | 1970        | 1978         | 33-35        | 1         | 3         | 0        |   |
| <b>Georgia Tech</b>   | <b>3</b>  | <b>1990</b> | <b>2005</b>  | <b>51-7</b>  | <b>2</b>  | <b>1</b>  | <b>0</b> |   | Vanderbilt                  | 9         | 1930        | 1989         | 18-0         | 6         | 3         | 0        |   |
| Guilford              | 1         | 1898        | 1898         | 17-0         | 1         | 0         | 0        |   | Villanova                   | 5         | 1957        | 1970         | 34-7         | 5         | 0         | 0        |   |
| Hampden-Sydney        | 24        | 1896        | 1937         | 31-0         | 24        | 0         | 0        |   | <b>Virginia</b>             | <b>87</b> | <b>1895</b> | <b>2005</b>  | <b>52-14</b> | <b>45</b> | <b>37</b> | <b>5</b> |   |
| Houston               | 5         | 1971        | 1975         | 34-28        | 1         | 3         | 1        |   | VMI                         | 79        | 1894        | 1984         | 54-7         | 49        | 25        | 5        |   |
| Indiana               | 1         | 1993        | 1993         | 45-20        | 1         | 0         | 0        |   | VPI Stars                   | 1         | 1913        | 1913         | 20-12        | 1         | 0         | 0        |   |
| James Madison         | 6         | 1980        | 2003         | 43-0         | 6         | 0         | 0        |   | <b>Wake Forest</b>          | <b>33</b> | <b>1916</b> | <b>2004</b>  | <b>17-10</b> | <b>21</b> | <b>11</b> | <b>1</b> |   |
| Kansas State          | 2         | 1967        | 1968         | 19-34        | 1         | 1         | 0        |   | Washington & Lee            | 48        | 1895        | 1953         | 32-12        | 23        | 20        | 5        |   |
| <b>Kent State</b>     | <b>2</b>  | <b>1975</b> | <b>1976</b>  | <b>42-14</b> | <b>1</b>  | <b>1</b>  | <b>0</b> |   | Waynesburg                  | 1         | 1954        | 1954         | 20-6         | 1         | 0         | 0        |   |
| Kentucky              | 19        | 1926        | 1987         | 7-14         | 6         | 11        | 2        |   | West Texas State            | 2         | 1958        | 1959         | 26-21        | 2         | 0         | 0        |   |
| King College          | 6         | 1897        | 1931         | 33-0         | 6         | 0         | 0        |   | West Virginia Wesleyan      | 1         | 1914        | 1914         | 0-13         | 0         | 1         | 0        |   |
| Louisiana State       | 1         | 2002        | 2002         | 26-8         | 1         | 0         | 0        |   | West Virginia               | 51        | 1912        | 2005         | 34-17        | 22        | 28        | 1        |   |
| Louisville            | 7         | 1979        | 2006         | 35-24        | 5         | 2         | 0        |   | Western Maryland            | 2         | 1910        | 1912         | 44-0         | 2         | 0         | 0        |   |
| Lynchburg College     | 1         | 1925        | 1925         | 10-0         | 1         | 0         | 0        |   | Western Michigan            | 3         | 2001        | 2004         | 63-0         | 3         | 0         | 0        |   |
|                       |           |             |              |              |           |           |          |   | William & Mary              | 61        | 1904        | 1985         | 40-10        | 39        | 18        | 4        |   |
|                       |           |             |              |              |           |           |          |   | Yale                        | 2         | 1911        | 1916         | 0-19         | 0         | 2         | 0        |   |

# Virginia Tech's Bowl History

## An Appearance in the National Championship Game Highlights 13 Straight Bowl Berths for the Hokies

Virginia Tech, which is one of just five teams in the nation currently to have gone to 13 consecutive bowl games, has a rich bowl history, including four Bowl Championship Series games and a national championship contest in the past 11 seasons.

The Virginia Tech bowl tradition dates back to 1947 when the Hokies appeared in the Sun Bowl. Over the last 59 years, approximately 960,000 people have watched Tech in 19 bowl games in 11 different stadiums and in seven states. The closest distance Tech traveled for a bowl game has been Nashville, Tenn., which is 441 miles, while in 2003 the Hokies traveled to San Francisco for their farthest game, 2,440 miles away.

The first bowl bid that Tech received followed the 1946 season, when the Hokies played Cincinnati in the Sun Bowl at El Paso, Texas. An early snow covered Blacksburg that year and threatened to end all football practices. Bulldozers and snowplows were used to clear a practice area on the Drillfield and the Hokies got in their bowl preparations. The Tech team encountered more snowy weather when it reached El Paso. The Cincinnati team handled the weather and the Hokies, winning 18-6.

It was not until 1966 that Tech received another bowl bid. The Hokies were chosen to participate in the Liberty Bowl in Memphis, Tenn., against Miami (Fla.). The Hokies were 8-1-1 entering the contest and were led by All-American defensive back Frank Loria.

Miami, ranked ninth nationally, won 14-7, in a hard-hitting defensive struggle. The Hokies scored first on a 2-yard plunge by Tommy Francisco. But the Miami defense held Tech to only one first down in the last three quarters.

Tech returned to the Liberty Bowl two years later in 1968 and squared off against Mississippi. The Hokies were 7-3 after a rocky 2-3 start and were led by another defensive All-American,



*Jeff Holland's blocked field goal in the 1993 Independence Bowl led to a key Tech touchdown.*

linebacker Mike Widger. Ole Miss had a quarterback by the name of Archie Manning and he sparked the Rebels to a 34-17 victory after Tech had taken a 17-0 first-quarter lead.

A member of Tech's 1966 and '68 bowl teams was none other than current head coach Frank Beamer, who was a starting defensive back. He was credited with three tackles in the 1968 game.

Tech next went bowling against Miami following the 1980 season and lost 20-10 in a hard-fought Peach Bowl contest. That Hokie team sported an 8-3 record and featured one of the finest defensive units in college football.

Tech tailback Cyrus Lawrence emerged as one of the biggest stars of the game. He rushed for 134 yards and scored the lone Hokie touchdown. Ashley Lee, then a freshman linebacker, had 15 tackles for the Techmen.

In Tech's first trip to the Independence Bowl in 1984, Outland Trophy winner Bruce Smith led Tech against the Air Force Falcons. Tech's powerful

defensive unit held Air Force to only three first downs in the first half, but the Falcons got rolling in the second half. Quarterback Bart Weiss, named the game's Most Valuable Player, was the ringleader as Air Force won the battle, 23-7.

Who will ever forget "The Kick"? It ended perhaps the most stirring bowl game of the 1986 season as Virginia Tech's Chris Kinzer booted a 40-yard field goal to vault the Hokies past North Carolina State in the New Peach Bowl. The 25-24 victory came with no time showing on the clock and provided Tech with one of its top moments in football history.

The winning drive started with 1:53 remaining in the game. Tech covered 57 yards in 11 plays to move to the State 23-yard line. In the drive, Tech converted a crucial fourth-and-three to move to the N.C. State 28-yard line with 15 seconds remaining. Tech was whistled for holding on the next play, which forced the Hokies to try for a game-winning touchdown pass. Tech wingback David Everett was interfered with by a Wolfpack defender at the goal line and that set up the big moment for Kinzer.

Almost as dynamic was Tech's 45-20 win over Indiana of the Big Ten Conference in the 1993 Independence Bowl game.

The last minute of the first half of the Independence Bowl will be most remembered for its unbelievable action-packed ending. Virginia Tech was leading Indiana, 14-13, with only 35 seconds left until halftime. Indiana had the ball on the Tech 49-yard line, when DeWayne Knight exploded through the IU offensive line to cause a fumble. J.C. Price had his hands on the ball but could not control it.

That is when Lawrence Lewis got "the world's greatest bounce," returning the loose ball 20 yards for a touchdown to give Tech a 21-13 lead over the Hoosiers.

The Hokies, however, were not finished with their dramatics. Tech's Jeff Holland blocked a Hoosiers' field goal try with no time left in the first half and Antonio Banks settled under the ball and raced 80 yards for a score to give the Hokies a 28-13 halftime lead.

At the end of the 1994 season, the Hokies fell to a tough Tennessee team, 45-23, in a transplanted Gator Bowl contest that was held at Florida Field in Gainesville.

The high-powered Volunteer offense totaled 495 yards in the affair behind another Manning, this time Archie's son Peyton, and highly-touted tailback James (Little Man) Stewart. Stewart, Tennessee's all-time leading rusher, ran for three touchdowns and threw for another score en route to earning the game's Most Valuable Player award.

Tech's Dwayne Thomas would not be outdone, dazzling the 62,200 fans in attendance by rushing 19 times for 102 yards and one touchdown. Thomas had a 1-yard burst for a score in the second quarter and rambled 27 yards to set up Maurice DeShazo's 7-yard touchdown run in the third quarter.

Tech's 28-10 Nokia Sugar Bowl victory over Texas in 1995 stands alone as the Hokies' biggest win in football postseason play. But the Techmen always seem to find a way to create a special brand of excitement anytime they line up in a bowl game.

The 1995 Sugar Bowl was special, indeed. It was, at the time, the most prestigious bowl appearance for the Hokies and they made the most of it. Tech overcame a 10-point deficit to beat Texas and earn one of the most stirring victories in the school's athletic history.

The momentum changed dramatically when game MVP Bryan Still returned a punt 60



yards for a Tech touchdown with 2:34 left in the first half.

Tech gained a lead in the third quarter (14-10) on a 1-yard plunge by Marcus Parker. Then Still got back into the act. He hauled in a 54-yard touchdown pass from quarterback Jim Druckenmiller on a play that spelled doom for the Longhorns.

It was Tech's defense that accounted for the team's final touchdown with 5:06 left in the game. All-American Cornell Brown picked up his second sack of the game, causing a fumble. Tackle Jim Baron scooped up the ball and ran 20 yards to score.

In 1996, the Hokies played Nebraska in another Alliance bowl, the FedEx Orange Bowl. That game, too, was a pressure cooker from start to finish. Nebraska won, 41-21, but led by only three points at 24-21 late in the third quarter.

The Hokies made their second trip to the Gator Bowl following the 1997 season to face North Carolina.

The Tar Heels impressed a crowd of 54,116 at Alltel Stadium by passing for 318 yards and grinding out 124 on the ground on the way to a 42-3 victory. Tech was held to a total of 185 yards, its lowest total of the season. The Hokies' only points came on a 40-yard field goal by Shayne Graham late in the third quarter.

Tech bounced back strong in 1998 by capping a 9-3 season with an eye-opening, 38-7, victory over Alabama in the inaugural Music City Bowl in Nashville. A sellout crowd braved freezing rain and a wind chill that dipped below 15 degrees to watch Tech post its first-ever win against the Crimson Tide.

The winning margin was the largest ever in a bowl game for the Hokies, while the losing margin was the second-worst in a bowl game for the Tide. Tech clung to a 10-7 lead at halftime before pulling away in the second half behind the defensive and special teams play of bowl MVP Corey Moore. The junior defensive end forced an interception that set up a Tech touchdown midway through the third quarter. Minutes later, he blocked an Alabama punt to pave the way for another Hokie TD. Tech went on to secure the win with two more touchdowns in the fourth quarter.

In the 1999 season, after a perfect 11-0 regular season campaign, the Hokies returned to the Nokia Sugar Bowl — this

time to play for the national championship.

Tech once again put on a great show after a furious comeback led by quarterback Michael Vick. The Hokies led heavily favored Florida State heading into the fourth quarter before falling to the top-ranked Seminoles, 46-29.

For the second time in school history, the Hokies appeared in the same bowl back-to-back when they made the trip to the Gator Bowl in both 2001 and 2002.

Nearly 20,000 Hokie faithful watched Vick play his last game in a Tech uniform in the 2001 game in Jacksonville, Fla., against Clemson. Tailback Lee Suggs ran for three scores and the defense limited the Tigers to 88 yards rushing as the Hokies earned the fifth bowl win in school history. Tech capped off its 10-1 season with 41-20 victory over Clemson.

Despite André Davis' 158 receiving yards in his final game as a Hokie, Tech was unable to hold off Florida State and lost the 2002 Gator Bowl, 30-17. The senior class that joined Davis in its last game at the Gator Bowl went down as the winningest class in school history with a 39-9 record.

The Hokies took their show to the West Coast following the 2002 season and captured a win in the Diamond Walnut San Francisco Bowl. Tech's 20-13 win over Air Force gave the Hokies a 10-4 final record and marked the third time in four years that Tech had posted 10 or more victories. Tech quarterback Bryan Randall was named the game's most valuable offensive player. He completed 18-of-23 passes for 177 yards and did not have any turnovers.

Following the 2003 season, the Hokies made the trip out to Arizona, where they were downed by the California Bears, 52-49, in the 2003 Insight Bowl, which was held in front of 42,364 fans at Bank One Ballpark in Phoenix. Cal kicker Tyler Frederickson made a 35-yard field goal on the final play of the game that lifted the Bears past the Hokies. The Hokies, who were playing in their 11th-consecutive bowl game, finished the season 8-5 overall.

The loss overshadowed a brilliant game by Tech's offense. Randall had four touchdown passes and a rushing TD, accounting for five of Tech's seven scores. Keith Willis became the first Tech player ever to catch



**MVP Bryan Still returned a punt 60 yards for a TD in Tech's win over Texas in the 1995 Sugar Bowl.**

two touchdown passes in a bowl game, while Ernest Wilford broke Antonio Freeman's career mark for receptions. Kevin Jones, who played in his final game as a Hokie before heading to the NFL, led the Hokie rushing attack with 16 carries for 153 yards and one touchdown.

In the 2004 season, Tech capped its improbable run to the Atlantic Coast Conference title by beating Miami, which led to a berth in the Nokia Sugar Bowl for the third time. Like in 1995 and 1999, Tech fans came out in droves to support their Hokies as the game was a sell-out and resulted in an economic impact of \$209.92 million for the city and state.

Randall had a pair of touchdown passes, including an 80-yarder to freshman Josh Morgan in the final minutes, but the third-ranked Auburn Tigers held on for a 16-13 win over the Hokies in a hard-fought battle in New Orleans. Randall's final toss — the score to Morgan — broke the Tech career touchdown passing mark. The loss couldn't take away from a dream season which saw the Hokies win the ACC title in their first year in the league while posting a 10-3 mark and a final national ranking of No. 10.

Last season, the Hokies returned to Jacksonville for the Toyota Gator Bowl and once again sold its allotment of tickets as Tech maintained its reputation as a great traveling team for bowls. Although the Hokies got off to

## Bowl Results

- 1947 Sun Bowl**  
Cincinnati 18, Virginia Tech 6
- 1966 Liberty Bowl**  
Miami (Fla.) 14, Virginia Tech 7
- 1968 Liberty Bowl**  
Mississippi 34, Virginia Tech 17
- 1980 Peach Bowl**  
Miami (Fla.) 20, Virginia Tech 10
- 1984 Independence Bowl**  
Air Force 23, Virginia Tech 7
- 1986 Peach Bowl**  
Virginia Tech 25, N. C. State 24
- 1993 Independence Bowl**  
Virginia Tech 45, Indiana 20
- 1994 Gator Bowl**  
Tennessee 45, Virginia Tech 23
- 1995 Sugar Bowl**  
Virginia Tech 28, Texas 10
- 1996 Orange Bowl**  
Nebraska 41, Virginia Tech 21
- 1998 Gator Bowl**  
North Carolina 42, Virginia Tech 3
- 1998 Music City Bowl**  
Virginia Tech 38, Alabama 7
- 2000 Sugar Bowl**  
Florida State 46, Virginia Tech 29
- 2001 Gator Bowl**  
Virginia Tech 41, Clemson 20
- 2002 Gator Bowl**  
Florida State 30, Virginia Tech 17
- 2002 San Francisco Bowl**  
Virginia Tech 20, Air Force 13
- 2003 Insight Bowl**  
California 52, Virginia Tech 49
- 2005 Sugar Bowl**  
Auburn 16, Virginia Tech 13
- 2006 Gator Bowl**  
Virginia Tech 35, Louisville 24

a slow start, they twice rallied from an 11-point deficit to beat Louisville, 35-24, on Jan. 2, 2006 to break a two-game bowl losing streak.

The high-powered Cardinals' offense scored on both of its first two possessions to take a 14-3 lead. But Tech cut that lead to 17-10 at the half. Louisville built the lead back to 11 at 24-13 before the Hokies scored 22 fourth-quarter points — capped by an interception return for a touchdown by linebacker James Anderson — to rally for the win. Cedric Humes was named the game's MVP after running for 113 yards and a score and the defense gave up 343 yards of total offense to finish the season ranked No. 1 in the nation in total defense.

Tech finished 11-2, winning 11 games in a season for just the third time in school history, and finished ranked seventh in both major polls.

# Football Team Awards

## Men Who Have Led the Hokies Under Coach Beamer

### Most Valuable Player

1989.....Scott Hill, Randy Cockrell  
 1990.....Jimmy Whitten, Will Furrer  
 1991.....Damien Russell  
 1992.....Phil Bryant  
 1993.....Jerome Preston  
 1994.....Maurice DeShazo  
 1995.....Cornell Brown  
 1996.....Cornell Brown  
 1997.....Jim Druckenmiller  
 1998.....Al Clark, Marcus Parker  
 1999.....Corey Moore, Al Clark  
 2000.....Michael Vick  
 2001.....Lee Suggs  
 2002.....Ben Taylor  
 2003.....Lee Suggs  
 2004.....Kevin Jones  
 2005.....Bryan Randall  
 2006.....Darryl Tapp

### Outstanding Senior

1989.....Sean Lucas  
 1990.....Darwin Herdman  
 1991.....Greg Daniels  
 1992.....Mark Poindexter  
 1993.....Steve Sanders  
 1994.....Kevin Martin  
 1995.....Bryan Still  
 1996.....Waverly Jackson,  
 Bryan Jennings  
 1997.....Michael Stuewe  
 1998.....Loren Johnson  
 1999.....Carl Bradley  
 2000.....Cory Bird  
 2001.....Browning Wynn  
 2002.....Lee Suggs  
 2003.....Nathaniel Adibi, Jake Grove  
 2004.....Richard Johnson  
 2005.....Jeff King, Darryl Tapp

### Outstanding Defensive Lineman

1989.....Scott Hill  
 1990.....Jimmy Whitten  
 1991.....Wooster Pack  
 1992.....Jerome Preston  
 1993.....J.C. Price  
 1994.....Cornell Brown  
 1995.....J.C. Price  
 1996.....Cornell Brown  
 1997.....Kerwin Hairston  
 1998.....John Engelberger  
 1999.....Corey Moore  
 2000.....David Pugh  
 2001.....David Pugh  
 2002.....Nathaniel Adibi  
 2003.....Nathaniel Adibi  
 2004.....Jim Davis  
 2005.....Jonathan Lewis

### Outstanding Linebacker

1989.....Randy Cockrell  
 1990.....Archie Hopkins  
 1991.....P.J. Preston  
 1992.....Ken Brown  
 1993.....Ken Brown  
 1994.....George DelRicco  
 1995.....George DelRicco  
 1996.....Myron Newsome  
 1997.....Steve Tate  
 1998.....Jamel Smith  
 1999.....Jamel Smith  
 2000.....Ben Taylor  
 2001.....Ben Taylor  
 2002.....Mikal Baaqee  
 2003.....Vegas Robinson  
 2004.....Mikal Baaqee  
 2005.....Vince Hall

### Outstanding Defensive Back

1989.....Damien Russell  
 1990.....Damien Russell  
 1991.....Damien Russell  
 1992.....Tyronne Drakeford  
 1993.....Scott Jones  
 1994.....William Yarborough  
 1995.....William Yarborough  
 1996.....Torrian Gray  
 1997.....Pierson Prioleau  
 1998.....Pierson Prioleau  
 1999.....Anthony Midget  
 2000.....Ronyell Whitaker  
 2001.....Ronyell Whitaker  
 Willie Pile, Kevin McCadam  
 2002.....Willie Pile  
 2003.....Michael Crawford  
 2004.....Vincent Fuller,  
 Eric Green, Jimmy Williams  
 2005.....Jimmy Williams

### Outstanding Specialist

1989.....Mickey Thomas  
 1990.....Chris Baucia, Marcus Mickel  
 1991.....Bo Campbell  
 1992.....James Depoy, Brian Reaves  
 1993.....Robbie Colley  
 1994.....Robbie Colley  
 1995.....Atle Larsen  
 1996.....Shawn Scales  
 1997.....Shayne Graham  
 1998.....Jimmy Kibble  
 1999.....Shayne Graham  
 2000.....Carter Warley  
 2001.....Wayne Ward  
 2002.....Vinnie Burns  
 2003.....James Anderson, Vinnie Burns  
 2004.....Vinnie Burns  
 2005.....Bandon Pace, Nic Schmitt

### Outstanding Offensive Lineman

1989.....Eugene Chung  
 1990.....Eugene Chung  
 1991.....Eugene Chung  
 1992.....Jim Pyne  
 1993.....Jim Pyne  
 1994.....Jay Hagood, Chris Malone  
 1995.....Billy Conaty  
 1996.....Billy Conaty  
 1997.....Gennaro DiNapoli  
 1998.....Derek Smith  
 1999.....Keith Short  
 2000.....Matt Lehr  
 2001.....Matt Wincek, Steve DeMasi  
 2002.....Jake Grove  
 2003.....Jake Grove  
 2004.....Will Montgomery  
 2005.....Jimmy Martin

### Outstanding Offensive Back

1989.....Vaughn Hebron  
 1990.....Vaughn Hebron, Phil Bryant  
 1991.....Phil Bryant  
 1992.....Tony Kennedy  
 1993.....Dwayne Thomas  
 1994.....Dwayne Thomas  
 1995.....Dwayne Thomas  
 1996.....Ken Oxendine, Brian Edmonds  
 1997.....Ken Oxendine  
 1998.....Shyrone Stith  
 1999.....Shyrone Stith  
 2000.....Lee Suggs  
 2001.....Jarrett Ferguson  
 2002.....Lee Suggs  
 2003.....Kevin Jones  
 2004.....Bryan Randall  
 2005.....Cedric Humes, Marcus Vick

### Outstanding Receiver

1989.....Myron Richardson  
 1990.....Nick Cullen  
 1991.....Bo Campbell  
 1992.....Antonio Freeman  
 1993.....Antonio Freeman  
 1994.....Bryan Still  
 1995.....Jermaine Holmes  
 1996.....Bryan Jennings  
 1997.....Shawn Scales  
 1998.....Ricky Hall  
 1999.....André Davis  
 2000.....Emmett Johnson  
 2001.....André Davis  
 2002.....Ernest Wilford  
 2003.....Ernest Wilford  
 2004.....Jeff King  
 2005.....Jeff King

### Blacksburg Sports Club

#### Paul Frederick Cobb Award

*This award is given in memory of former Tech player Freddie Cobb, who was awarded the Navy Cross for heroism in Vietnam. It goes to the most spirited player.*

1993.....Jim Petrovich  
 1994.....William Ferrell  
 1995.....Lawrence Lewis, Jim Baron  
 1996.....Shaine Miles  
 1997.....Danny Wheel  
 1998.....Tyron Edmond  
 1999.....Jimmy Kibble  
 2000.....Tee Butler, Benny Wolfe  
 2001.....Brian Welch  
 2002.....Ronyell Whitaker  
 2003.....Steve Canter  
 2004.....James Griffin  
 2005.....Jason Murphy

#### John William Schneider Award

*This is given in memory of former player William Schneider, who was killed in an automobile crash. It goes to a player who excels in athletics, scholarship and leadership.*

1989.....Rich Fox  
 1990.....Lamar Smith  
 1991.....Will Furrer  
 1992.....Kirk Alexander  
 1993.....Marcus McClung  
 1994.....Chris Peduzzi  
 1995.....Chris Malone, Jeff Holland  
 1996.....Brandon Semones  
 1997.....Korey Irby  
 1998.....Ken Handy  
 1999.....Greg Shockley, Steven Hunt  
 2000.....Dave Kadela  
 2001.....Bob Slowikowski  
 2002.....Willie Pile  
 2003.....Keith Willis  
 2004.....Kevin Lewis  
 2005.....James Anderson

#### Lawrence R. White Award

*This award is given in honor of the late Lawrence White, a former Tech linebacker who excelled in the weight room and was a positive role model for all Tech football players. It is given to the team's most outstanding strength and conditioning athlete.*

1997.....Todd Washington  
 1998.....Dwight Vick

1999.....Michael Hawkes  
 2000.....Josh Redding  
 2001.....Larry Austin  
 2002.....Anthony Davis  
 2003.....Cols Colas  
 2004.....Brandon Manning  
 2005.....Will Montgomery

#### Wes Worsham Award

*Named for long-time Tech supporter Wes Worsham, this award is given to a player who exceeds expectations and surprises everyone with his performance.*

1997.....Brad Baylor  
 1998.....Ryan Smith  
 1999.....Tim Schneckner  
 2000.....Josh Redding  
 2001.....Dan Wilkinson  
 2002.....Lamar Cobb  
 2003.....Chris Shreve, Garnell Wilds  
 2004.....Jon Dunn  
 2005.....Tim Sandidge

#### Edward G. Ferrell Award

*This award is given in honor of the late Eddie Ferrell, whose hard work, sense of humor, devotion and unselfishness touched thousands of athletes during his 28-year career as a trainer at Tech. It is given to the player who best exemplifies hard work and unselfishness.*

1998.....Lamont Pegues,  
 Angelo Harrison  
 1999.....Nathaniel Williams  
 2000.....Anthony Lambo  
 2001.....Chad Beasley  
 2002.....Luke Owens  
 2003.....Doug Eastlick  
 2004.....Jason Lallis  
 2005.....Justin Hamilton

#### Williams-Moss Award

*Named in honor of John E. Williams, a former Dean of the College, and Joseph S. Moss, a former player and coach at Tech. The award goes to the player who demonstrates the highest quality of leadership and character.*

1999.....Chris Cyrus  
 2000.....Nick Sorensen  
 2001.....Jarrett Ferguson  
 2002.....Billy Hardee  
 2003.....Jacob Gibson  
 2004.....Mike Daniels  
 2005.....Jordan Trott, Blake Warren

#### Paul Torgersen Award

*Given in honor of former Tech President Paul Torgersen who has served the university with distinction for three decades in a variety of capacities. The award goes to a player who shows a commitment to hard work and great effort every time he takes the field.*

1999.....John Engelberger  
 2000.....Cullen Hawkins  
 2001.....Jake Houseright  
 2002.....Shawn Witten  
 2003.....Ernest Wilford  
 2004.....James Miller  
 2005.....Mike Imoh

WIRTSCHAFTS  
UNIVERSITÄT  
WIEN



*Carroll  
Dale*

*Michael  
Vick*

Many Virginia Tech  
players have gone on to  
make their mark in the NFL

# HOKIES IN THE PROS

# Tech Players in the Pros

The following former Hokies are either presently are or were a member of a National Football League team or competed in the United States Football League:

(players in **bold** were active as of June 1, 2006)

**James Anderson** ..... **Carolina Panthers**

Antonio Banks ..... Oakland Raiders  
Minnesota Vikings

Ken Barefoot ..... Detroit Lions  
Washington Redskins

**Chad Beasley** ..... **Carolina Panthers**  
Cleveland Browns

Tom Beasley ..... Washington Redskins  
Pittsburgh Steelers

Cory Bird ..... Indianapolis Colts

Andy Bowling ..... Atlanta Falcons

Carl Bradley ..... St. Louis Rams

Gene Breen ..... Green Bay Packers

Cornell Brown ..... Baltimore Ravens

Ken Brown ..... Denver Broncos

Robert Brown ..... Green Bay Packers

Roger Brown ..... New England Patriots  
New York Giants  
Green Bay Packers

Phil Bryant ..... Philadelphia Eagles  
Buffalo Bills  
Kansas City Chiefs

John Burke ..... Oakland Raiders  
San Diego Chargers  
New York Jets  
New England Patriots

Keion Carpenter ..... Atlanta Falcons  
Buffalo Bills

Al Chamblee ..... Tampa Bay Buccaneers

Ike Charlton ..... Jacksonville Jaguars  
Seattle Seahawks

Eugene Chung ..... Philadelphia Eagles  
Kansas City Chiefs  
Indianapolis Colts  
Green Bay Packers  
San Francisco 49ers  
Jacksonville Jaguars  
New England Patriots

Billy Conaty ..... Dallas Cowboys  
Buffalo Bills

Ray Crittenden ..... San Diego Chargers  
New England Patriots

Carroll Dale ..... Minnesota Vikings  
Green Bay Packers  
Los Angeles Rams

**André Davis** ..... **Buffalo Bills**  
New England Patriots  
Cleveland Browns

**Anthony Davis** ..... **Tampa Bay Buccaneers**

**Jim Davis** ..... **Jacksonville Jaguars**

Gennaro DiNapoli ..... Dallas Cowboys  
Tennessee Titans  
Oakland Raiders

Tyrone Drakeford ..... Washington Redskins  
New Orleans Saints  
San Francisco 49ers


Jim Druckenmiller ..... Miami Dolphins  
San Francisco 49ers

**Jon Dunn** ..... **Cleveland Browns**


**Doug Easlick** ..... **Pittsburgh Steelers**  
Miami Dolphins




James Anderson



André Davis




Anthony Davis




Chad Beasley



Jim Davis



Doug Easlick



Jon Dunn

Bill Ellenbogen ..... New York Giants

**John Engelberger.....Denver Broncos**  
San Francisco 49ers

Mike Faulkner ..... New York Jets

Mickey Fitzgerald ..... New York Giants  
Atlanta Falcons

Antonio Freeman ..... Green Bay Packers  
Philadelphia Eagles

**Vincent Fuller .....Tennessee Titans**

Will Furrer..... Jacksonville Jaguars  
St. Louis Rams  
Denver Broncos  
Phoenix Cardinals  
Chicago Bears

**Shayne Graham..... Cincinnati Bengals**  
Carolina Panthers  
Buffalo Bills

John Granby..... Denver Broncos

Torrian Gray ..... Minnesota Vikings

**Eric Green..... Arizona Cardinals**

**Jake Grove .....Oakland Raiders**

Jay Hagood..... New York Jets

**DeAngelo Hall .....Atlanta Falcons**

Ricky Hall ..... Denver Broncos  
Kansas City Chiefs

**Justin Hamilton ..... Cleveland Browns**



John Engelberger



Vincent Fuller



Shayne Graham



Eric Green



Jake Grove



DeAngelo Hall



Justin Hamilton

## VIRGINIA TECH'S PRIDE & JOY

Special teams are an integral part of Hokie football and one of the units is called "Pride and Joy." These NFL players are also a source of pride and joy due to their commitment to Virginia Tech on and off the field. Virginia Tech has recently constructed a display in the Hall of Legends in the Merryman Athletic Center to honor such former players.

John Engelberger was a dominating defensive end who went from walk-on, to four-year starter at Tech, to second-round NFL Draft pick, earning All-America honors and his college degree along the way.

Waddey Harvey was a standout who started three seasons at defensive tackle and won the coveted Williams Award for leadership and character before joining the Buffalo Bills. Frank and Cheryl Beamer sponsored Harvey for recognition on the Pride and Joy display.

Before starting an NFL career, Jim Pyne, a powerful center in the early 1990s, started 41 games and allowed just one sack in over 2,700 snaps on his way to becoming the Hokies' first unanimous All-American.

Michael Vick was an electrifying quarterback who made a lasting impact on college football while helping Virginia Tech to a national championship game and back-to-back 11-1 seasons before becoming the top NFL pick in 2001.

A two-time All-American, Cornell Brown became the first Virginia Tech football player to gain consensus All-America honors as a junior when he was named to five first teams in 1995. He was selected National Defensive Player of the Year by *Football News* in 1995.

*Jim Pyne was the first player chosen in the NFL's 1998 expansion draft.*



## PRIDE AND JOY



*A display in the Hall of Legends in the Merryman Center pays tribute to outstanding Hokies who went on to play in the pros and have shown great commitment to Virginia Tech both on the field and off.*

Billy Hardee ..... Baltimore Stars  
 Atlanta Falcons  
 New York Jets

Waddey Harvey .....Buffalo Bills

Michael Hawkes ..... St. Louis Rams  
 Carolina Panthers

Vaughn Hebron ..... Denver Broncos  
 Philadelphia Eagles

**Cedric Humes .....Pittsburgh Steelers**

Eddie Hunter ..... New York Jets

Waverly Jackson .....Indianapolis Colts  
 Carolina Panthers

Bryan Jennings..... San Diego Chargers  
 New England Patriots  
 Tennessee Oilers

Mike Johnson .....Detroit Lions  
 Cleveland Browns  
 Baltimore Stars

Steve Johnson .....Dallas Cowboys  
 New England Patriots

Jock Jones.....Philadelphia Eagles  
 Phoenix Cardinals  
 Cleveland Browns

Joe Jones .....Indianapolis Colts

**Kevin Jones ..... Detroit Lions**

Victor Jones .....Detroit Lions  
 Tampa Bay Buccaneers

**Dave Kadela ..... Carolina Panthers**  
 Jacksonville Jaguars  
 Atlanta Falcons

**Jeff King ..... Carolina Panthers**

**Matt Lehr..... Atlanta Falcons**  
 Dallas Cowboys

**Jonathan Lewis ..... Arizona Cardinals**

Kenny Lewis ..... New York Jets

**Jimmy Martin .....San Diego Chargers**

**Kevin McCadam ..... Carolina Panthers**  
 Atlanta Falcons

Doug McDougald .....New England Patriots

Anthony Midget ..... Tampa Bay Buccaneers

**Will Montgomery ..... Carolina Panthers**

**Jason Murphy .....San Diego Chargers**

Corey Moore .....Miami Dolphins  
 Buffalo Bills

Buzz Nutter..... Baltimore Colts  
 Pittsburgh Steelers

Don Oakes ..... Boston (N.E.) Patriots

Ken Oxendine ..... Atlanta Falcons

Tony Paige ..... Miami Dolphins  
 Detroit Lions  
 New York Jets



*Dave Kadela*



*Matt Lehr*




*Jeff King*




*Jonathan Lewis*



*Kevin McCadam*



*Cedric Humes*




*Kevin Jones*



*Jimmy Martin*



*Will Montgomery*



*Jason Murphy*

Jesse Penn.....Dallas Cowboys

**Willie Pile** ..... Dallas Cowboys  
Kansas City Chiefs

George Preas ..... Baltimore Colts

**Pierson Prioleau** .....Washington Redskins  
Buffalo Bills  
San Francisco 49ers

David Pugh .....Indianapolis Colts

Jim Pyne .....Cleveland Browns  
Detroit Lions  
Tampa Bay Buccaneers

**Bryan Randall**..... Atlanta Falcons

Rick Razzano ..... Cincinnati Bengals

Bill Renner.....Green Bay Packers

Jimmy Richards ..... New York Jets


George Roberts ..... Atlanta Falcons  
San Diego Chargers  
Miami Dolphins

Damien Russell ..... San Francisco 49ers



*Willie Pile*

*Pierson Prioleau*



*Tim Sandidge*



*Bryan Randall*

**Tim Sandidge** ..... St. Louis Rams

Ricky Scales ..... Houston Oilers

Shawn Scales ..... Pittsburgh Steelers  
San Francisco 49ers

Bob Schweickert ..... New York Jets


Mike Shaw ..... Pittsburgh Maulers

Dave Smigelsky ..... Washington Redskins  
Atlanta Falcons

Bruce Smith ..... Washington Redskins  
Buffalo Bills



*Nick Sorensen*



*Lee Suggs*



*Ben Taylor*

Derek Smith ..... Washington Redskins

Gary Smith ..... Cincinnati Bengals  
Baltimore Colts

**Nick Sorensen** ..... Jacksonville Jaguars  
St. Louis Rams

Bryan Still ..... San Diego Chargers

Shyrone Stith ..... Indianapolis Colts  
Jacksonville Jaguars

Don Strock ..... Cleveland Browns  
Miami Dolphins

**Lee Suggs** ..... Cleveland Browns

**Ben Taylor** ..... Green Bay Packers  
Cleveland Browns

Mark Udinski ..... Pittsburgh Maulers

## BRUCE SMITH



Widely regarded as one of the game's most dominant defensive players ever, Bruce Smith was one of a very select few who could change the complexion of a game by himself. Following his 19th season in the NFL, the Norfolk, Va., native retired from the league as the all-time sack leader with 200. He was selected to the Pro Bowl 11 times and was the game's MVP in 1987. He trails only Reggie White (13) and Jerry Rice (12) in selections. Smith led the AFC in sacks with 13.5 sacks in '96 and 14 in '97. He was one sack shy of the AFC leader in 1989, '90 and '93 and just 1/2 sack shy in '86, '87 and '88. Smith was named the NFL's Defensive Player of the Year by AP, UPI and several publications in 1996 and 1990. He also earned defensive player of the year honors from NEA and *Pro Football Weekly* in 1993. He is the Buffalo Bills' all-time sack leader (171.0) and recorded 29.0 sacks in four seasons with the Redskins.

| Statistics     | Games | Starts | Tackles | Solo | Ast. | Sacks | Fum. Rec. | TD |
|----------------|-------|--------|---------|------|------|-------|-----------|----|
| Career Totals  | 279   | 259    | 1,327   | 981  | 346  | 200.0 | 15        | 1  |
| Playoff Totals | 20    | 20     | 71      | 60   | 11   | 14.5  | 0         | 0  |



Marcus Vick



Keith Willis



Ronyell Whitaker



Garnell Wilds

Jimmy Williams



Ernest Wilford

# MICHAEL VICK

Considered one of the bright young stars of the league, Michael Vick enters his sixth season with the Atlanta Falcons. In his second year in the league, and first as the starter, Vick led the Falcons to the second round of the playoffs and earned a trip to the Pro Bowl. In 2004, he led the Falcons to the NFC Championship game and was again elected to the Pro Bowl. Last year, he was named to his third Pro Bowl after throwing for 2,412 yards and rushing for 597 more. The Newport News, Va., native left Virginia Tech after his redshirt sophomore year and became the No. 1 draft pick of the Falcons in the 2001 NFL Draft. While at Tech, Vick recorded a 20-1 record as a starter and led the Hokies to the 1999 national championship game after an 11-0 regular season campaign.



- Dwight Vick.....Baltimore Ravens
- Marcus Vick.....Miami Dolphins**
- Michael Vick ..... Atlanta Falcons**
- T.J. Washington .....Carolina Panthers  
St. Louis Rams  
Pittsburgh Steelers  
Tennessee Oilers  
Dallas Cowboys
- Todd Washington ..... Houston Texans  
Tampa Bay Buccaneers
- Ronyell Whitaker..... Minnesota Vikings**  
Tampa Bay Buccaneers
- Garnell Wilds ..... Carolina Panthers**  
Atlanta Falcons  
Washington Redskins
- Ernest Wilford .....Jacksonville Jaguars**
- Jimmy Williams..... Atlanta Falcons**
- Keith Willis..... Seattle Seahawks**

| Passing Statistics |  | Games | Starts | Att. | Com. | Pct. | Yds. | YPA | Long | TD | INT |
|--------------------|--|-------|--------|------|------|------|------|-----|------|----|-----|
| Career Totals      |  | 58    | 51     | 1342 | 726  | 54.1 | 9031 | 6.7 | 74   | 51 | 39  |
| Playoff Totals     |  | 4     | 4      | 131  | 58   | 44.3 | 609  | 4.6 | 31   | 3  | 3   |
| Rushing Statistics |  | Games | Starts | Att. | Yds  | YPR  | TD   |     |      |    |     |
| Career Totals      |  | 58    | 51     | 406  | 2820 | 6.9  | 19   |     |      |    |     |
| Playoff Totals     |  | 4     | 4      | 28   | 239  | 8.5  | 0    |     |      |    |     |



# Hokies in the NFL Draft

| Year | Player                   | Pos. | Rd.  | Pick         | Overall | Team              |
|------|--------------------------|------|------|--------------|---------|-------------------|
| 1937 | Herman "Foots" Dickerson | B    | 7th  |              |         | Chicago Cardinals |
| 1944 | John Maskas              | T    | 12th |              |         | Boston *          |
| 1948 | Frank Ballard            | G    | 15th |              | 95      | Buffalo (AAFC)    |
| 1951 | Sterling Wingo           | B    | 28th |              |         | L.A. Rams         |
| 1953 | Madison "Buzz" Nutter    | C    | 12th |              |         | Washington        |
| 1954 | Tom Hughes               | T    | 25th |              |         | Cleveland         |
| 1955 | George Preas             | G    | 5th  |              |         | Baltimore         |
| 1955 | Johnny Dean              | B    | 7th  |              |         | San Francisco     |
| 1955 | Howie Wright             | B    | 21st |              |         | Chicago Cardinals |
| 1955 | Jim Locke                | T    | 27th |              |         | Baltimore         |
| 1955 | Tom Petty                | E    | 30th |              |         | Washington        |
| 1957 | Bob Wolfenden            | B    | 13th |              |         | L.A. Rams         |
| 1957 | Hilmer Olson             | C    | 16th |              |         | Detroit           |
| 1957 | Tom Datzell              | T    | 22nd |              |         | Chicago Bears     |
| 1958 | Russ Moon                | T    | 24th |              |         | Chicago Bears     |
| 1959 | Jim Burks                | T    | 26th |              |         | Philadelphia      |
| 1960 | Carroll Dale             | E    | 8th  |              |         | L.A. Rams #       |
| 1961 | Don Oakes                | T    | 3rd  |              |         | Philadelphia ‡    |
| 1961 | Mike Zeno                | G    | 16th |              |         | St. Louis §       |
| 1961 | Bernie Vishneski         | T    | 16th |              |         | N.Y. Giants       |
| 1963 | Gene Breen               | T    | 15th |              |         | Green Bay ^       |
| 1964 | Jake Adams               | E    | 13th |              |         | St. Louis §       |
| 1965 | Bob Schweickert          | B    | 3rd  |              |         | San Francisco †   |
| 1965 | Sonny Utz                | FB   | 6th  |              |         | Dallas ††         |
| 1967 | Andy Bowling             | LB   | 4th  |              | 105     | St. Louis         |
| 1967 | Tommy Francisco          | HB   | 14th |              | 347     | Denver            |
| 1967 | Donnie Bruce             | G    | 16th |              | 409     | Oakland           |
| 1968 | Ken Barefoot             | TE   | 5th  |              | 113     | Washington        |
| 1968 | Jim Richards             | DB   | 8th  |              | 210     | N.Y. Jets         |
| 1969 | Jim "Waddey" Harvey      | T    | 8th  |              | 183     | Buffalo           |
| 1969 | Rick Piland              | G    | 13th |              | 335     | Kansas City       |
| 1970 | Ken Edwards              | RB   | 6th  |              | 134     | Buffalo           |
| 1971 | Jack Simcsak             | P    | 17th |              | 425     | Denver            |
| 1973 | Don Strock               | QB   | 5th  |              | 111     | Miami             |
| 1975 | Ricky Scales             | WR   | 13th |              | 327     | Houston           |
| 1975 | Ken Lambert              | DB   | 16th |              | 402     | Houston           |
| 1976 | Phil Rogers              | RB   | 7th  | 21           | 203     | St. Louis         |
| 1977 | Tom Beasley              | DT   | 3rd  | 4            | 60      | Pittsburgh        |
| 1980 | Doug McDougald           | DE   | 5th  | 14           | 124     | New England       |
| 1980 | Kenny Lewis              | RB   | 5th  | 15           | 125     | Oakland           |
| 1982 | Robert Brown             | LB   | 4th  | 15           | 98      | Green Bay         |
| 1984 | Mike Johnson             | LB   | 1st  | supplemental |         | Cleveland         |
| 1984 | Tony Paige               | FB   | 6th  | 9            | 149     | N.Y. Jets         |
| 1985 | Bruce Smith              | DE   | 1st  | 1            | 1       | Buffalo           |
| 1985 | Jesse Penn               | LB   | 2nd  | 16           | 44      | Dallas            |
| 1985 | Ashley Lee               | DB   | 8th  | 5            | 201     | Atlanta           |
| 1985 | Joe Jones                | TE   | 10th | 18           | 270     | Dallas            |
| 1985 | Al Young                 | DB   | 11th | 19           | 299     | N.Y. Giants ††    |

| Year | Player             | Pos. | Rd.  | Pick | Overall | Team          |
|------|--------------------|------|------|------|---------|---------------|
| 1987 | Eddie Hunter       | RB   | 8th  | 1    | 196     | N.Y. Jets     |
| 1987 | Curtis Talianferro | LB   | 8th  | 13   | 208     | Atlanta       |
| 1988 | Steve Johnson      | TE   | 6th  | 17   | 154     | New England   |
| 1988 | Carter Wiley       | DB   | 12th | 1    | 306     | Atlanta       |
| 1988 | Victor Jones       | LB   | 12th | 5    | 310     | Tampa Bay     |
| 1990 | Jock Jones         | LB   | 8th  | 19   | 212     | Cleveland     |
| 1990 | Roger Brown        | DB   | 8th  | 22   | 215     | Green Bay     |
| 1991 | Al Chamblee        | LB   | 12th | 8    | 314     | Tampa Bay     |
| 1992 | Eugene Chung       | OT   | 1st  | 13   | 13      | New England   |
| 1992 | Will Furrer        | QB   | 4th  | 23   | 107     | Chicago       |
| 1992 | Damien Russell     | DB   | 6th  | 11   | 151     | San Francisco |
| 1992 | William Boatwright | G    | 7th  | 19   | 187     | Philadelphia  |
| 1992 | John Granby        | DB   | 12th | 26   | 334     | Denver        |
| 1994 | Tyronne Drakeford  | CB   | 2nd  | 33   | 62      | San Francisco |
| 1994 | John Burke         | TE   | 4th  | 18   | 121     | New England   |
| 1994 | Jim Pyne           | C    | 7th  | 6    | 200     | Tampa Bay     |
| 1995 | Antonio Freeman    | WR   | 3rd  | 26   | 90      | Green Bay     |
| 1995 | Ken Brown          | LB   | 4th  | 26   | 124     | Denver        |
| 1996 | Bryan Still        | WR   | 2nd  | 11   | 41      | San Diego     |
| 1996 | J.C. Price         | DT   | 3rd  | 27   | 88      | Carolina      |
| 1997 | Jim Druckenmiller  | QB   | 1st  | 26   | 26      | San Francisco |
| 1997 | Torrian Gray       | S    | 2nd  | 19   | 49      | Minnesota     |
| 1997 | Antonio Banks      | CB   | 4th  | 17   | 113     | Minnesota     |
| 1997 | Cornell Brown      | DE   | 6th  | 31   | 194     | Baltimore     |
| 1998 | Todd Washington    | C    | 4th  | 12   | 104     | Tampa Bay     |
| 1998 | Gennaro DiNapoli   | G    | 4th  | 17   | 109     | Oakland       |
| 1998 | Ken Oxendine       | FB   | 7th  | 12   | 201     | Atlanta       |
| 1998 | Marcus Parker      | RB   | 7th  | 13   | 202     | Cincinnati    |
| 1999 | Pierson Prioleau   | S    | 4th  | 15   | 110     | San Francisco |
| 1999 | Derek Smith        | OT   | 5th  | 32   | 165     | Washington    |
| 2000 | John Engelberger   | DT   | 2nd  | 4    | 35      | San Francisco |
| 2000 | Ike Charlton       | CB   | 2nd  | 21   | 52      | Seattle       |
| 2000 | Corey Moore        | LB   | 3rd  | 27   | 89      | Buffalo       |
| 2000 | Anthony Midget     | CB   | 5th  | 5    | 134     | Atlanta       |
| 2000 | Shyrone Stith      | RB   | 7th  | 37   | 243     | Jacksonville  |
| 2001 | Michael Vick       | QB   | 1st  | 1    | 1       | Atlanta       |
| 2001 | Cory Bird          | S    | 3rd  | 29   | 91      | Indianapolis  |
| 2001 | Matt Lehr          | OG   | 5th  | 6    | 137     | Dallas        |
| 2002 | André Davis        | WR   | 2nd  | 15   | 47      | Cleveland     |
| 2002 | Ben Taylor         | LB   | 4th  | 13   | 111     | Cleveland     |
| 2002 | Kevin McCadam      | SS   | 5th  | 13   | 148     | Atlanta       |
| 2002 | David Pugh         | DT   | 6th  | 10   | 182     | Indianapolis  |
| 2002 | Bob Slowikowski    | TE   | 6th  | 39   | 211     | Dallas        |
| 2002 | Chad Beasley       | DT   | 7th  | 7    | 218     | Minnesota     |
| 2002 | Derrius Monroe     | DE   | 7th  | 13   | 224     | New Orleans   |
| 2002 | Jarrett Ferguson   | FB   | 7th  | 40   | 251     | Buffalo       |
| 2003 | Lee Suggs          | RB   | 4th  | 18   | 115     | Cleveland     |
| 2003 | Willie Pile        | FS   | 7th  | 38   | 252     | Kansas City   |
| 2004 | DeAngelo Hall      | DB   | 1st  | 8    | 8       | Atlanta       |
| 2004 | Kevin Jones        | RB   | 1st  | 30   | 30      | Detroit       |
| 2004 | Jake Grove         | C    | 2nd  | 13   | 45      | Oakland       |
| 2004 | Ernest Wilford     | WR   | 4th  | 24   | 120     | Jacksonville  |
| 2004 | Nathaniel Adibi    | DE   | 5th  | 13   | 145     | Pittsburgh    |
| 2005 | Eric Green         | DB   | 3rd  | 11   | 75      | Arizona       |
| 2005 | Vincent Fuller     | S    | 4th  | 7    | 108     | Tennessee     |
| 2005 | Jon Dunn           | OT   | 6th  | 7    | 217     | Cleveland     |
| 2006 | Jimmy Williams     | DB   | 2nd  | 5    | 37      | Atlanta       |
| 2006 | Darryl Tapp        | DE   | 2nd  | 31   | 63      | Seattle       |
| 2006 | James Anderson     | LB   | 3rd  | 24   | 88      | Carolina      |
| 2006 | Jeff King          | TE   | 5th  | 23   | 155     | Carolina      |
| 2006 | Jonathan Lewis     | DT   | 6th  | 8    | 177     | Arizona       |
| 2006 | Justin Hamilton    | DB   | 7th  | 14   | 222     | Cleveland     |
| 2006 | Jimmy Martin       | OT   | 7th  | 19   | 227     | San Diego     |
| 2006 | Will Montgomery    | OL   | 7th  | 26   | 234     | Carolina      |
| 2006 | Cedric Humes       | RB   | 7th  | 32   | 240     | Pittsburgh    |



**Jimmy Williams is all smiles after being selected by Atlanta in the 2006 NFL Draft. The defensive back joined two former Hokies on the Falcons who were selected to the Pro Bowl last year – Michael Vick and DeAngelo Hall – as well as former Tech players Bryan Randall and Matt Lehr.**

\* — Maskas was also drafted by the Buffalo franchise of the All-America Football Conference (AAFC) in the 10th round with the 74th overall pick in 1947.

# — Dale was also drafted by the Minneapolis franchise of the AFL in 1960.

‡ — Oakes was also drafted by the Boston franchise of the AFL in the 21st round of the 1961 draft.

@ — Zeno was also drafted by the Boston franchise of the AFL in the fourth round of the 1961 draft.

^ — Breen was also drafted by the San Diego franchise of the AFL in the 16th round of the 1963 draft.

§ — Adams was also drafted by the Kansas City franchise of the AFL in the 12th round of the 1964 draft.

† — Schweickert was also drafted by the New York Jets of the AFL in the fourth round of the 1965 draft.

†† — Utz was also drafted by the New York Jets of the AFL in the 13th round of the 1965 draft.

††† — Young only played basketball at Virginia Tech.

# Super Bowl & Pro Bowl Hokies

## Tech Players in the Super Bowl

| Name             | Pos. | Team            | Super Bowl | Champion |
|------------------|------|-----------------|------------|----------|
| Tom Beasley      | DT   | Pittsburgh      | XIII       | Yes      |
|                  |      | Pittsburgh      | XIV        | Yes      |
| Cornell Brown    | LB   | Baltimore       | XXXV       | Yes      |
| Roger Brown      | CB   | New York Giants | XXV        | Yes      |
| John Burke       | TE   | New England     | XXXI       | No       |
| Carroll Dale     | WR   | Green Bay       | I          | Yes      |
|                  |      | Green Bay       | II         | Yes      |
|                  |      | Minnesota       | VIII       | No       |
| Tyrone Drakeford | CB   | San Francisco   | XXIX       | Yes      |
| Antonio Freeman  | WR   | Green Bay       | XXXI       | Yes      |
|                  |      | Green Bay       | XXXII      | No       |
| Vaughn Hebron    | RB   | Denver          | XXXII      | Yes      |
|                  |      | Denver          | XXXIII     | Yes      |
| Ken Oxendine     | RB   | Atlanta         | XXXIII     | No       |
| Rick Razzano     | LB   | Cincinnati      | XVI        | No       |
| Jim Richards     | S    | New York Jets   | III        | Yes      |
| Bruce Smith      | DE   | Buffalo         | XXV        | No       |
|                  |      | Buffalo         | XXVI       | No       |
|                  |      | Buffalo         | XXVII      | No       |
|                  |      | Buffalo         | XXVIII     | No       |
| Nick Sorensen    | S    | St. Louis       | XXXVI      | No       |
| Don Strock       | QB   | Miami           | XVII       | No       |
|                  |      | Miami           | XIX        | No       |
| Todd Washington  | OL   | Tampa Bay       | XXXVII     | Yes      |



*Bruce Smith played in four Super Bowls and 11 Pro Bowls as a member of the Buffalo Bills.*

## Hokies in the Pro Bowl

| Name            | Pos. | Team       | Year  |
|-----------------|------|------------|-------|
| Carroll Dale    | WR   | Green Bay  | 1969  |
|                 |      | Green Bay  | 1970  |
|                 |      | Green Bay  | 1971  |
| Antonio Freeman | WR   | Green Bay  | 1999  |
| Shayne Graham   | PK   | Cincinnati | 2005  |
| DeAngelo Hall   | CB   | Atlanta    | 2005  |
| Mike Johnson    | LB   | Cleveland  | 1991  |
| Buzz Nutter     | C    | Pittsburgh | 1963  |
| Don Oakes       | T    | Boston     | 1968  |
| Bruce Smith     | DE   | Buffalo    | 1988  |
|                 |      | Buffalo    | 1989  |
|                 |      | Buffalo    | 1990  |
|                 |      | Buffalo    | 1991  |
|                 |      | Buffalo    | 1993  |
|                 |      | Buffalo    | 1994  |
|                 |      | Buffalo    | 1995  |
|                 |      | Buffalo    | 1996  |
|                 |      | Buffalo    | 1997  |
|                 |      | Buffalo    | 1998  |
| Michael Vick    | QB   | Atlanta    | 2002* |
|                 |      | Atlanta    | 2004  |
|                 |      | Atlanta    | 2005  |

\* was voted to the Pro Bowl, but did not participate due to injury.



*Former Virginia Tech football players are making their mark in the NFL. Michael Vick was voted to the Pro Bowl following the 2002, 2004 and 2005 seasons, while fellow Hokie Cornell Brown won a Super Bowl ring with the Baltimore Ravens in 2001.*

WATECH



Virginia Tech provides excellent educational opportunities and a well-rounded collegiate experience that helps prepare students for life

THE UNIVERSITY

# This Is Virginia Tech

## Virginia Tech At a Glance

- Located in Blacksburg, Virginia
- Eight colleges and Graduate School
- 60 bachelor's degree programs
- Approximately 140 masters and doctoral degree programs
- About 28,000 students, mostly full-time
- 16:1 student-faculty ratio
- Main campus includes more than 100 buildings, 2,600 acres, and an airport
- Computing and communications complex for worldwide information access
- Ranked 55th in university research in the United States
- Has adjacent Corporate Research Center

Beginning in 1872 with 132 students and two programs of study, Virginia Polytechnic Institute and State University, popularly known as Virginia Tech, has evolved into a comprehensive university of national and international prominence. With about 25,800 full-time students in Blacksburg and more than 2,000 other students statewide, the university produces world-class scholarship in a challenging academic environment. University tradition is firmly rooted in our motto, *Ut Prosim* (That I May Serve), and our historic land-grant mission is brought to life through learning, discovery, and engagement.

## Learning

Virginia Tech's challenging academic standards attract high-achieving students. Our eight colleges (Agriculture & Life Sciences, Architecture & Urban Studies, Engineering, Liberal Arts & Human Sciences, Natural Resources, Pamplin Business, Science, and Virginia-Maryland College of Veterinary Medicine) and Graduate School offer more degree programs than any other university in the state with 60 undergraduate and 140 graduate offerings. Virginia Tech is one of the nation's leaders in developing and using instructional technologies. Some 85 percent of our departments offer e-learning courses, which have attracted more than 60,000 enrollments since 1998.

## Discovery

The university's groundbreaking research transforms lives and communities. With annual research expenditures of about \$290 million, Virginia Tech is ranked 55th among research universities in the United States. The university, which has more than 100 research centers, also consistently ranks among the top institutions in industry-supported research and near the top 10 in the number of patents issued each year.

The university's nationally and internationally recognized faculty and motivated students are involved in more than 3,500 research projects in fields ranging from biotechnology to materials, from the environment and energy



to food and health, and from transportation to computing information.

## Engagement


As part of our outreach mission and in adherence to our motto, we serve and engage the citizens of the commonwealth, the nation, and the world. Virginia Tech is involved in a multitude of economic and community development projects. These efforts focus on education and the dissemination of knowledge to the global society in which we live.

Professionals, organizations, and communities tap Virginia Tech's vast resources, expertise, and research results through hundreds of continuing and professional education programs and five campus centers. Virginia Tech has a long history of providing innovative distance-learning techniques, such as satellite videoconferencing, multimedia, interactive

*Continued on following page*



# Virginia Tech



## Continued

video, interactive computer conferencing, and Web-based courses, to meet the various needs of working adults and other nontraditional students.

The Inn at Virginia Tech & Skelton Conference Center on campus and The Hotel Roanoke & Conference Center in Roanoke, both owned by Virginia Tech, support the university's outreach mission by working with faculty to plan and host conferences and continuing education and professional programs.

Virginia Tech manages more than \$30 million in funded economic development projects in 27 countries and encourages faculty members to develop global course content and study abroad opportunities for students. In 2005-06, about 1,870 students from 117 foreign countries studied at Tech, while more than 800 Virginia Tech students studied abroad.

Virginia Cooperative Extension, operated jointly in the commonwealth by Virginia Tech and Virginia State University, has been helping people improve their economic, cultural, and social well being for more than 90 years. With 107 city/county offices, tens of thousands of volunteers, and programs across the state, Extension reaches and teaches millions of Virginians annually.

## Interesting Facts

- The university's annual budget is about \$821 million.
- Virginia Tech has about 185,000 alumni from every state and about 100 countries.
- All campus facilities, including residence halls, have high-speed connections to voice, data and video communications.
- Virginia Tech is one of three public universities in the country that offers the combined advantages of a military-style leadership development program — here it is through the Virginia Tech Corps of Cadets—and a traditional academic and social life.
- *U.S. News & World Report* ranked Virginia Tech's undergraduate program 33rd-best among national public universities. Of all universities — public or private — it ranked Tech the 46th-best value in the country.
- *Kiplinger Magazine* ranked Virginia Tech the 20th-best value in public higher education in the nation.
- The National Science Foundation ranked Tech 11th in the nation in agricultural research expenditures.
- The university's undergraduate engineering program is 14th among the nation's engineering schools and eighth among public universities, according to *U.S. News & World Report*. Eight individual programs ranked in the top 25.
- The Corporate Research Center was cited for best practice of technology transfer in a national study.
- *U.S. News & World Report* ranked the university's career and technical education graduate program in the School of Education third nationally and its Department of Geosciences' graduate program in sedimentology/stratigraphy ninth in the country.
- The Pamplin College of Business undergraduate program was ranked 40th in the nation in the latest *U.S. News and World Report* rankings. The M.B.A. program was rated 63rd in the world by *Financial Times*.
- Virginia Tech consistently ranks among the top 15 schools in the nation in number of patents received.
- In its 2006 report, DesignIntelligence, the only national college ranking survey focused exclusively on design, ranked Virginia Tech's undergraduate architecture program seventh nationally and fourth in the East. It also ranked the university's undergraduate landscape architecture program eighth in the nation and second in the East. In addition it ranked the graduate landscape architecture program 14th in the nation and the graduate interior design program ninth.



# Blacksburg, Virginia

## College Town, U.S.A.

One of America's best college towns, Blacksburg is a perfect setting for Virginia Tech.

Located in Southwest Virginia on a plateau between the Blue Ridge and Alleghany Mountains, Blacksburg combines the laid-back lifestyle of a small town with the amenities one would expect to find in a major center of higher education. Together, the town and university have worked hard to create a progressive community that ranks among the nation's elite living environments.

Virginia Tech and the Town of Blacksburg gained national and international attention by creating the world's first "electronic village." Businesses and industries have been drawn

by the potential of the quaint town.

Established in 1798 by John and William Black, the town is surrounded by scenic mountain views that accentuate the area. Since its founding, Blacksburg has grown to become the largest town in Virginia.

The nearly 42,000 residents (including students) enjoy close proximity to a variety of recreation areas such as the Blue Ridge Parkway, Appalachian Trail, Claytor Lake and the New River. The region features a moderate climate and four distinct seasons.

Blacksburg's location (adjacent to major interstate highways) provides convenient access to most points in the southern and eastern parts of the country.



*Downtown Blacksburg features a Farmer's Market (above) as well as parades for special occasions.*



More information on Blacksburg can be found on the web site of the Blacksburg Electronic Village, [www.bev.net](http://www.bev.net) or the town's web site, [www.blacksburg.va.us](http://www.blacksburg.va.us).

*The town is surrounded by stunning mountain scenery. The Cascades waterfall (left) and hiking trail is located nearby in Giles County.*



# Charles W. Steger

## University President



Now in his seventh year as President of Virginia Tech, Dr. Charles Steger has charted a course to bolster the university's research enterprise and compete among the nation's premier research institutions. Under his direction, the university has adopted a strategic plan, which is guiding the growth of the research enterprise, fostering outreach initiatives, and increasing quality across all aspects of the academic community.

Perhaps one of the most memorable contributions of Steger's administration has been his role in the Higher Education Restructuring Act, which has been approved by the Virginia General Assembly and took effect July 2006. Two years ago, Steger joined forces with other university presidents to help define a new relationship between the Commonwealth of Virginia and its institutions of higher education, which enables greater institutional flexibility and potential for growth. This groundbreaking legislation will enable Virginia Tech to perform long-range planning, ensure a stable and predictable revenue stream, and ultimately ensure a quality education for its students.

A hallmark of Steger's administration is making the impossible a reality. Steger will be forever credited with negotiating Virginia Tech's entrance into the Atlantic Coast Conference — a 50-year dream come true for Hokie fans.

Under Steger's leadership and vision, research activity continues to steadily increase, and the focus of the research enterprise continues to widen. Shortly after Steger took office, the university launched the Virginia Bioinformatics Institute, which in six years has already secured more than \$54 million in external

research funding. Virginia Tech has also partnered with a number of other universities to further leverage its research strengths and resources, including Johns Hopkins University, Wake Forest University, University of Virginia, University of Maryland and Georgetown University.

Concurrent with the expanding research agenda, Virginia Tech remains grounded in its land grant roots. Under Steger's leadership, the university has expanded its outreach efforts like never before. For example, Virginia Tech has partnered in a number of initiatives in Southside Virginia, including the renowned Institute for Advanced Learning and Research (IALR), which are advancing both educational and economic development opportunities. Through the IALR's research centers, top-notch Virginia Tech faculty are conducting research in the fields of polymers, unmanned systems, high value horticulture and forestry, and motorsports engineering.

Virginia Tech is helping to provide educational opportunities for working professionals. With Steger's guidance, Virginia Tech has tripled its on-line course offerings. Today, through distance education, the university offers more than 30 graduate degree and certificate programs, which can be accessed across the globe.

Virginia Tech remains one of the most competitive institutions in the state. The university received an all-time high of 19,001 applications for the class entering in the fall of 2006. Students offered admission for the Fall 2006 semester raised the academic bar again, with an average SAT of 1232 and an average high school GPA of 3.80. The 2006 application pool also was more diverse by gender and race. Offers of admission to members of under-represented groups increased by about seven percent. The university also established the Virginia Tech Principles of Community, which affirm the university's

commitment to civility and respect for all people.

With Steger's leadership, the university has reaffirmed its core mission of undergraduate education. The university is dedicated to fostering a research intensive environment that offers students an opportunity to learn the scientific process while enhancing their critical-thinking skills.

Recognizing that students, upon graduation, will be entering a global economy, Virginia Tech initiated a comprehensive International Strategic Plan and has doubled the number of students participating in international education opportunities.

In his previous role as Vice President for Development and University Relations, Steger built a critical base of private support when he led the Campaign for Virginia Tech, which raised more than \$337 million. Today, private support from Virginia Tech's alumni and friends continues to play an essential role in this university community. Last year, the university raised more than \$67 million, a 23.5 percent increase over the previous year. Last summer the university opened the new Inn at Virginia Tech and Skelton Conference Center, which provides an on-campus home to the university's more than 180,000 living alumni and state-of-the-art conference facilities. The Inn and Conference Center was constructed with private funding.

Steger's ties to Virginia Tech span five different decades as a student, professor, dean, vice president and now president. While on the faculty, he twice won teaching excellence awards. When he became dean of the College of Architecture and Urban Studies in 1981, he was, at age 33, the youngest architecture dean in the nation. His most recent publications include book chapters on the topics of the business of education and the university presidency.

Steger is immediate past-Chairman of the Virginia Council of Presidents and is currently chair of the Virginia Space Grant Consortium. He is a member of the National Council on Competitiveness and the Association of Governing Boards of Universities and Colleges. For his significant contributions to the mission of The National Conference for Community and Justice, he received the NCCJ Humanitarian Award in 2002. The New Century Technology Council awarded him its 2004 Compass Award for visionary thinking and leadership in the field of information technology.

Steger also serves on the boards of several organizations including the Carilion Biomedical Institute, the Council of Higher Education's General and Professional Advisory Committee, the Virginia Business Higher Education Council, the World Institute for Disaster Risk Management, and the Roanoke Economic Development Partnership. In addition, he has been appointed by four Governors of Virginia to serve on various boards, study commissions and work groups including, the Steering Committee of the Governor's Higher Education Summit, Virginia Institute for Defense and Homeland Security, Secure Virginia Initiative, the Board of the Virginia Advanced Shipbuilding and Carrier Integration Center, and the Board of Directors of the Innovative Technology Authority.

He is a Fellow in the American Institute of Architects, and holds the William C. Noland Award for distinguished service and accomplishments from the Virginia Society of the AIA. The First Virginia Chapter of the National Society of Fundraising Executives recognized him as the Outstanding Fundraising Executive in 1999.

Steger received his Bachelor of Architecture degree, Master of Architecture degree and Ph.D. in Environmental Science and Engineering from Virginia Tech.





# Jim Weaver

## Director of Athletics

James C. Weaver, whose innovative ideas and work as a reformer have made him one of college athletics' most popular administrators, is the director of athletics at Virginia Tech.

Weaver, 61, was appointed on Sept. 24, 1997 and has been a tireless leader on behalf of Tech athletics. In his years on the job at Tech, Weaver has taken steps to place increased emphasis on projects benefiting student-athletes.

A top personal priority for Weaver is the continuing improvement of Tech's facilities.

A major addition to the west side of Lane Stadium opened this summer. In addition to luxury suites and other game day

amenities, the structure houses a ticket office, athletic fund offices, an Athletics Hall of Fame and a new student academic services area.

Weaver presided over Tech's move into the Atlantic Coast Conference in 2004-05, when Virginia Tech and Miami were officially introduced as the 10th and 11th members of the ACC, effective July 1, 2004.

Weaver renegotiated Tech's multimedia rights contract with ISP Sports, creating a new business relationship and enhanced revenue for the athletics department. In the Fall of 2000, Weaver arranged a joint venture with ISP to commit \$2 million to purchase new scoreboards, upgrade sound systems, install an L.E.D. video display screen at Lane Stadium (which was enlarged for the 2005 season) and place two wall-mount L.E.D. video screens in Cassell Coliseum.

Weaver came to Tech from

Western Michigan University where he was director of athletics from January, 1996 until he came to Blacksburg. Prior to that, he was AD for three and a half years at UNLV, where he reconstructed a troubled athletic department.

Weaver brings a "Penn State mentality" to the position. He says that various schools' interest in him as a reformer through the years can be traced to Penn State and its reputation for how it conducts business in intercollegiate athletics.

It was with the Nittany Lions' football team that Weaver first made a name for himself in athletics. He was a center and linebacker on Penn State teams coached by the legendary Rip Engle and Joe Paterno.

A native of Harrisburg, Pa., Weaver was recruited to Penn State by Engle. He played three seasons under Engle and one under Paterno, who is still the coach of the Nittany Lions.

Weaver graduated from Penn State in 1967 with a bachelor's in psychology and rehabilitation education. He received a master's in college counselor education, also from Penn State, in 1968.

Weaver started a coaching career as an assistant at Penn State for six seasons.

Prior to landing the athletic director's job at UNLV, Weaver spent nine years at the University of Florida. He was a strong force at Florida in the field of compliance and concluded his time there as associate athletics director.

Weaver drew rave reviews at UNLV for his fund-raising expertise. He generated nearly \$15 million in his time there.

While at Western Michigan, Weaver announced creation of a \$7 million football center, stabilized fluctuating revenues and installed a CHAMPS Life Skills program.

Weaver and his wife Traci have four sons — Josh, Paul, Cole and Craig.

## Athletics Management Staff



**Sharon McCloskey**  
Senior Associate A.D.,  
Senior Woman Administrator



**Tom Gabbard**  
Associate A.D.,  
Internal Affairs



**Jon Jaudon**  
Associate A.D.,  
Administration



**Randy Butt**  
Associate A.D.,  
Financial Affairs



**Tim East**  
Associate A.D.,  
External Affairs



**Megan Armbruster**  
Director of Student Life



**John Ballein**  
Associate A.D.,  
Football Operations



**Mike Gentry**  
Assistant A.D., Athletic  
Performance



**Mike Goforth**  
Director of Athletic  
Training



**Chris Helms**  
Coordinator, Student-Athlete  
Academic Support Services



**Pam Linkous**  
Human Resources Manager



**Lu Merritt**  
Director of Development for  
Intercollegiate Athletics



**Tim Parker**  
Assistant A.D.,  
Compliance



**Dave Smith**  
Assistant A.D.,  
Media Relations



**Sandy Smith**  
Assistant A.D.,  
Ticketing Services



**Cara Walters**  
Game Operations  
Manager



**Russ Whitenack**  
Director of the  
Monogram Club

# Athletics Directory

## Virginia Tech Athletics Department

Jamerson Athletics Center/Cassell Coliseum/Merryman Center/West Side Lane Stadium  
Blacksburg, VA 24061

(All phone numbers are area code 540)

### ADMINISTRATION

|  |          |
|--|----------|
| Director of Athletics<br>Jim Weaver.....   | 231-3977 |
| Senior Associate Director of Athletics/Senior Woman Administrator<br>Sharon McCloskey..... | 231-3977 |
| Associate Director of Athletics for Internal Affairs<br>Tom Gabbard.....                   | 231-6265 |
| Associate Director of Athletics for Administration<br>Jon Jaudon.....                      | 231-5497 |
| Associate Director of Athletics for Financial Affairs<br>Randy Butt.....                   | 231-7530 |
| Associate Director of Athletics for External Affairs<br>Tim East.....                      | 231-2371 |
| Associate Director of Athletics for Football Operations<br>John Ballein.....               | 231-9991 |
| Assistant Director of Athletics for Compliance<br>Tim Parker.....                          | 231-5497 |
| Assistant Director of Athletics for Athletic Performance<br>Mike Gentry.....               | 231-2984 |
| Assistant Director of Athletics for Ticketing Services<br>Sandy Smith.....                 | 231-6731 |
| Assistant Director of Athletics for Media Relations<br>Dave Smith.....                     | 231-6726 |

### ADMINISTRATIVE SUPPORT

|   |                      |          |
|---|----------------------|----------|
| Administrative Staff Assistant.....               | Carmela Smith.....   | 231-3977 |
| Secretary, Internal Affairs.....                  | Karen Mabry.....     | 231-6265 |
| Secretary, External Affairs.....                  | Jean Ann Bailey..... | 231-2371 |
| Secretary, Administration.....                    | Joyce Wynn.....      | 231-5497 |
| Secretaries, Olympic Sports.....                  | Marianne Baffi.....  | 231-3671 |
|   | Penny Martin.....    | 231-5037 |
|   | Lisa Maddox.....     | 231-9415 |
| Secretary, Sports Medicine/Athletic Training..... | Elaine Flippo.....   | 231-7741 |
| Department Receptionist.....                      | Vickie Graham.....   | 231-9984 |

### ATHLETIC PERFORMANCE

|  |   |          |
|--|---|----------|
| Asst. A.D. for Athletic Performance.....                       | Mike Gentry.....                          | 231-2984 |
| Assistant Director of Strength & Conditioning.....             | Terry Mitchell.....                       | 231-7386 |
| Coordinators of Strength & Conditioning.....                   | Jarrett Ferguson, Keith Short             |          |
| Coordinator of Strength & Conditioning for Olympic Sports..... | Jamie Meyer.....                          | 231-7386 |
| Strength & Conditioning Graduate Assistants.....               | Cedric Smith, Thenus Franklin, Mike Crist |          |
| Director of Sports Nutrition.....                              | Amy Freel.....                            | 231-9910 |
| Sport Psychologist.....  | Dr. Gary Bennett.....                     | 231-2556 |

### BUSINESS OFFICE

|  |                       |          |
|--|-----------------------|----------|
| Associate A.D., Financial Affairs..... | Randy Butt.....       | 231-7530 |
| Human Resources Manager.....           | Pam Linkous.....      | 231-3142 |
| Business Manager.....                  | Lisa Rudd.....        | 231-6553 |
| Assistant Business Manager.....        | Michelle Collins..... | 231-6590 |
| Accounting Services Specialist.....    | Jean Vaughan.....     | 231-6728 |
| Accounting Services Specialist.....    | Gary Steck.....       | 231-2196 |

### CHEERLEADERS/HI-TECHS

|                   |                  |          |
|-------------------|------------------|----------|
| Spirit Coach..... | Rickey Hill..... | 231-5744 |
|-------------------|------------------|----------|

### EQUIPMENT

|                                   |                          |          |
|-----------------------------------|--------------------------|----------|
| Equipment Manager.....            | Lester Karlin.....       | 231-9967 |
| Assistant Equipment Managers..... | Eric Cross, Tommy Rapier |          |
| Laundry Specialist.....           | Louis Koel.....          |          |

### FACILITIES AND GAME OPERATIONS

|   |                      |                      |
|---|----------------------|----------------------|
| Game Operations Manager.....                        | Cara Walters.....    | 231-9963             |
| Game Operations Coordinator.....                    | Jerry Cheynet.....   | 231-5128 or 231-6660 |
| Facilities Manager (Jamerson/Cassell/Merryman)..... | Matthew Cox.....     | 231-2199             |
| Facilities Manager (Field House).....               | Denie Marie.....     | 231-2191             |
| Facilities Manager (Lane Stadium).....              | Casey Underwood..... | 231-6067             |
| Sports Turf and Athletics Grounds Manager.....      | Jason Bowers.....    | 231-6067             |
| Facilities Coordinator.....                         | Dan Pressley.....    | 231-9969             |
| Facilities Manager (Tennis Center).....             | Jerry Stevens.....   | 231-5908             |
| Maintenance Supervisor (Lane Stadium).....          | Ronnie Turpin.....   | 231-6067             |

### HOKIESPORTS THE NEWSPAPER

|                       |                      |          |
|-----------------------|----------------------|----------|
| Editor.....           | Jimmy Robertson..... | 231-4134 |
| Assistant Editor..... | Matt Spiers.....     | 231-3908 |

### INTERNET SERVICES

|                             |                   |          |
|-----------------------------|-------------------|----------|
| Director and Webmaster..... | Damian Salas..... | 231-8816 |
|-----------------------------|-------------------|----------|

### INFORMATION SYSTEMS

|                                      |                      |          |
|--------------------------------------|----------------------|----------|
| Director of Information Systems..... | Brad Tilley.....     | 231-7539 |
| Computer Technician.....             | Brandon Mason.....   | 231-9361 |
| Secretary.....                       | Jean Ann Bailey..... | 231-2371 |

### MONOGRAM CLUB

|               |                     |          |
|---------------|---------------------|----------|
| Director..... | Russ Whitenack..... | 231-9156 |
|---------------|---------------------|----------|

### SPORTS INFORMATION OFFICE

|  |                     |          |
|--|---------------------|----------|
| Assistant A.D., Media Relations.....       | Dave Smith.....     | 231-6726 |
| Sports Information Secretary.....          | Donna Smith.....    |          |
| Associate Sports Information Director..... | Anne Panella.....   | 231-7684 |
| Assistant Sports Information Director..... | Bill Dyer.....      | 231-8852 |
| Assistant Sports Information Director..... | Tonye Hurst.....    | 231-8823 |
| Assistant Sports Information Director..... | Bryan Johnston..... | 231-3387 |
| Assistant Sports Information Director..... | David Knachel.....  | 231-1838 |

### SPORTS MARKETING & PROMOTIONS OFFICE

|  |                      |          |
|--|----------------------|----------|
| Executive Director for Sports<br>Marketing & Promotions..... | Jeremy Wells.....    | 231-2515 |
| Director of Sports Marketing.....                            | RaeLynn McAfee.....  | 231-3236 |
| Secretary.....   | Jean Ann Bailey..... | 231-2371 |

|  |  |          |
|--|--|----------|
| <b>SPORTS MEDICINE AND ATHLETIC TRAINING</b> ..... | 231-7741   |          |
| Team Physicians.....                               | Dr. P. Gunnar Broinson.....                                | 231-5983 |
|  | Dr. Delmas Bolin.....                                      | 231-5983 |
| Director of Athletic Training.....                 | Mike Goforth.....  | 231-6410 |
| Athletic Trainers.....                             | Keith Doolan, Jimmy Lawrence,<br>Chad Hyatt, Megan Rittler |          |

|  |  |
|--|--|
| <b>STUDENT-ATHLETE ACADEMIC SUPPORT SERVICES</b> ..... | 231-6165                                   |
| Coordinator.....                                       | Chris Helms                                |
| Associate Coordinator.....                             | Colin Howlett, Jess Hegr                   |
| Athletic Advisors.....                                 | Katie Ammons, Drew Scales, Sarah Armstrong |
| Secretary.....   | Terrie Repass                              |

|   |                       |          |
|---|-----------------------|----------|
| <b>STUDENT SERVICES OFFICE</b> .....        | 231-6265              |          |
| Director of Student Life for Athletics..... | Megan Armbruster..... | 231-1252 |
| Coordinator of Student Life.....            | Vacant.....           | 231-3956 |
| Director of Compliance.....                 | Shauna Cobb.....      | 231-8492 |
| Assistant Director of Compliance.....       | Bert Locklin.....     | 231-3301 |
| Coordinator of Academic Compliance.....     | Sandy Weber.....      | 231-2264 |

|   |                                      |
|---|--------------------------------------|
| <b>TICKET OFFICE</b> .....              | 231-6731                             |
| Assistant A.D., Ticketing Services..... | Sandy Smith                          |
| Associate Ticket Manager.....           | Stephen Medley                       |
| Assistant Ticket Managers.....          | Kathy Cox, Jenny Borg, Melissa Jones |

|                               |             |
|-------------------------------|-------------|
| <b>VIDEOGRAPHY</b> .....      | 231-9990    |
| Director of Broadcasting..... | Kevin Hicks |
| Director of Video.....        | Tom Booth   |
| Video Coordinator.....        | Brian Walls |
| Producer.....                 | Jed Castro  |

### VIRGINIA TECH ATHLETIC FUND, INC.

|  |                 |          |
|--|-----------------|----------|
| Director of Development for Intercollegiate Athletics.....                     | Lu Merritt      | 231-6618 |
| Associate Director of Development for Intercollegiate Athletics.....           | John Moody      |          |
| Director of Development for Special Gifts<br>and the Athletic Annual Fund..... | Terry Bolt      |          |
| Director of Major Gifts for Intercollegiate Athletics.....                     | David Everett   |          |
| Assistant Director of Development.....   | Brian Thornburg |          |
| Assistant Director of Development.....   | Scott Davis     |          |
| Accountant.....  | Sharon Linkous  |          |
| Alumni Program Coordinator.....  | Diana Fain      |          |
| Secretary.....   | Jane Broadwater |          |
| Fiscal Assistant.....  | Vicky Moore     |          |

|                        |             |
|------------------------|-------------|
| <b>BASEBALL</b> .....  | 231-3671    |
| Head Coach.....        | Pete Hughes |
| Assistant Coaches..... | To be named |

|  |   |
|--|---|
| <b>BASKETBALL, MEN'S</b> .....               | 231-6725                                  |
| Head Coach.....                              | Seth Greenberg                            |
| Assistant Coaches.....                       | Brad Greenberg, Ryan Odom, Stacey Palmore |
| Executive Secretary.....                     | Sharon Spradlin                           |
| Director of Men's Basketball Operations..... | Rick Hall                                 |

|  |  |
|--|--|
| <b>BASKETBALL, WOMEN'S</b> .....               | 231-4998                                       |
| Head Coach.....                                | Beth Dunkenberger                              |
| Assistant Coaches.....                         | Shellie Greenman, Bobbie Kelsey, Stacy Cantley |
| Executive Secretary.....                       | Dianne Santolla                                |
| Director of Women's Basketball Operations..... | Jill Jameson                                   |

|                                      |  |          |
|--------------------------------------|--|----------|
| <b>FOOTBALL OFFICE</b> .....         | 231-4132   |          |
| Head Coach.....                      | Frank Beamer.....  | 231-4132 |
| Executive Secretary.....             | Diana Clark.....   | 231-4132 |
| Assistant Coaches.....               | Billy Hite, Bud Foster, Bryan Stinespring, Jim Cavanaugh, Mike O'Cain,<br>Kevin Sherman, Curt Newsome, Torrian Gray, Charley Wiles | 231-6368 |
| Program Support Technicians.....     | Lisa Marie.....  | 231-9991 |
|                                      | Kristie Verniel.....   | 231-9991 |
|                                      | John Ballein.....  | 231-9991 |
| Football Operations Assistant.....   | Bruce Barnes.....  | 231-2502 |
| Character Education Coordinator..... | To be named  |          |

|                      |              |
|----------------------|--------------|
| <b>GOLF</b> .....    | 231-6435     |
| Head Coach.....      | Jay Hardwick |
| Assistant Coach..... | Brian Sharp  |

|                        |                             |
|------------------------|-----------------------------|
| <b>LACROSSE</b> .....  | 231-2776                    |
| Head Coach.....        | To be named                 |
| Assistant Coaches..... | Annie Richards, To be named |

|                            |                              |
|----------------------------|------------------------------|
| <b>SOCCER, MEN'S</b> ..... | 231-7143                     |
| Head Coach.....            | Oliver Weiss                 |
| Assistant Coaches.....     | Mike Brizendine, To be named |

|                              |             |
|------------------------------|-------------|
| <b>SOCCER, WOMEN'S</b> ..... | 231-6423    |
| Head Coach.....              | Kelly Cagle |
| Assistant Coaches.....       | To be named |

|                        |                                  |          |
|------------------------|----------------------------------|----------|
| <b>SOFTBALL</b> .....  | 231-2720                         |          |
| Head Coach.....        | Scot Thomas.....                 | 231-1804 |
| Assistant Coaches..... | Christine Hornak, Al Brauns..... | 231-1804 |

|   |   |          |
|---|---|----------|
| <b>SWIMMING &amp; DIVING, MEN AND WOMEN</b> ..... | 231-5086                                |          |
| Swimming Coach.....                               | Ned Skinner.....                        | 231-3301 |
| Diving Coach.....                                 | Ron Piemonte.....                       | 231-9970 |
| Assistant Coaches.....                            | Braden Holloway, Genevieve McNeill..... | 231-4589 |

|                            |                 |
|----------------------------|-----------------|
| <b>TENNIS, MEN'S</b> ..... | 231-9971        |
| Head Coach.....            | Jim Thompson    |
| Assistant Coach.....       | Jimmy Borendame |

|                              |                         |
|------------------------------|-------------------------|
| <b>TENNIS, WOMEN'S</b> ..... | 231-9971                |
| Head Coach.....              | Terry Ann Zawacki-Woods |
| Assistant Coach.....         | To be named             |

|   |   |
|---|---|
| <b>TRACK &amp; CROSS COUNTRY, MEN'S AND WOMEN'S</b> ..... | 231-5037                                  |
| Director of Track & Field and Cross Country.....          | Dave Cianelli                             |
| Associate Head Men's Track & Field Coach (Throws).....    | Greg Jack                                 |
| Assistant Coaches.....                                    | Ben Thomas, Lawrence Johnson, Stacey Vidt |

|                         |                                       |          |
|-------------------------|---------------------------------------|----------|
| <b>VOLLEYBALL</b> ..... | 231-5037                              |          |
| Head Coach.....         | Chris Riley.....                      | 231-9972 |
| Assistant Coaches.....  | Shelbylynn McBride, Jayme Gergen..... | 231-3991 |

|                           |                    |          |
|---------------------------|--------------------|----------|
| <b>WRESTLING</b> .....    | 231-3671           |          |
| Head Coach.....           | Kevin Dresser..... | 231-9357 |
| Associate Head Coach..... | Tony Robie.....    | 231-3185 |
| Assistant Coach.....      | To be named        |          |

# SPORTS INFORMATION OFFICE



The Hokies have some of the finest media facilities in the country, and the Sports Information Office strives to do whatever it can to help the large contingent that regularly covers Virginia Tech

# MEDIA INFORMATION

# Media Information

## Sports Information

Football media services are coordinated by Assistant Director of Athletics for Media Relations Dave Smith and Assistant Sports Information Director Bryan Johnston. Please direct interview requests for any of the coaches to Smith. All player interview requests should be made to Johnston.

For photo requests, please contact Assistant SID Dave Knachel. The Sports Information Office is located on the fourth floor of the Jamerson Athletic Center, which is connected to Cassell Coliseum and the Merryman Athletic Center. The office is next to the Bowman Room.

All media members coming to campus during the week need to stop by the Visitor's Center, located on Southgate Drive across from the "VT shrubs" to pick up a visitor's parking pass. **Media will be responsible for paying any fines they incur while on campus.**

## The Press Box

Again this season, the media will enjoy a state-of-the-art press box as part of the west side renovation project. The press box at Lane Stadium/Worsham Field comprises seven levels. Newspaper, radio and television reporters work on the fifth level. Space in other areas is assigned as follows: First level — Hokie Club Office and ticket office; Third level — Academic advising; Fourth level — University President's box; Fifth level — Home and visiting Athletic Director's suites, press dining and television broadcast booth; Seventh level — Public address announcer, replay booth, scoreboard operators, Tech and visiting coaches' phones, sports information stat booth, home and visiting radio booths, home and visiting team coaches' show and film crews.

The media area of the press box is accessible via elevators Nos. 4 & 5, which are located on the west side, in the south tower.

Admission to the press box is by credential only. Smoking is not allowed in the stands or in any enclosed area of Lane Stadium, including the press box and rest rooms.

## Press Credentials

Requests for press credentials are screened with care due to the demand for credentials and to ensure a working press box. Traditional print, television and radio (media agency) regularly assigned to cover Virginia Tech and the visiting school will receive first priority, as well as national news-gathering agencies. Credentials for on-line Internet sites will be granted to Virginia Tech-operated Web sites, the visiting team's official Web site and the Atlantic Coast Conference's official Web site.

Requests should be made in writing on company letterhead at least 10 days prior to the game to guarantee consideration. Requests should be directed to Dave Smith. Requests the week of the game will be honored on a space-available basis and will be left at the Will Call window at Lane Stadium/Worsham Field if they cannot be mailed.

Spouses, dates, children, equipment carriers and non-workers are restricted from the press box, sidelines and locker rooms. Any abuse of a working credential will result in the media agency losing credential privileges.

In some instances, due to space limitations, meeting the identified criteria does not guarantee credentials for every game.

## 2006 Preseason Dates

|                              |                                  |
|------------------------------|----------------------------------|
| Thurs., Aug. 3               | Team reports                     |
| Fri., Aug. 4                 | First day of practice            |
| Fri., Aug. 4 - Tues., Aug. 8 | 5-day acclimation period         |
| Sat., Aug. 5                 | Media Day (Media only)           |
| Tues., Aug. 8                | First day in full pads           |
| Wed., Aug. 9                 | First two-a-day practices        |
| Mon., Aug. 28                | First Beamer teleconference      |
| Tues., Aug. 29               | First weekly press conference    |
| Wed., Aug. 30                | First ACC teleconference         |
| Sat., Sept. 2                | Tech vs. Northeastern, 1:30 p.m. |

## Additional Accreditation Guidelines

- Only full-time, salaried employees intending to provide actual game coverage may receive a credential.
- A requesting media agency must represent a collective, organizational editorial voice, not simply the offerings of a single individual.
- Membership in a writer's association does not automatically qualify an agency for credentials.
- A media agency may assign one of its credentials to its on-line entity.
- An on-line entity, not associated with a traditional media agency, may qualify for one credential, subject to the following conditions:

An on-line entity may receive a credential only if its own full-time staff writes a majority percentage of that site's own material.

On-line entities that focus primarily on Virginia Tech Athletics and also sponsor message boards or chat rooms, may receive credentials provided they adhere to a policy that requires that a posted message or opinion is identified with the actual name and city of the individual.

Any on-line service that is recognized as an outlet intended primarily for the purpose of delivering news related to the recruitment of student-athletes will not qualify for credentials.

On-line entities will not receive photography credentials.

On-line entities (other than those identified above) registering 20,000 legitimate unique users per month in each of the past 12 months will be given first consideration.

"Real-time" transmission of digital images, audio and data, including live game play-by-play and statistics, of any home game or any Tech-sponsored media event is the exclusive property of Virginia Tech and/or its rights holder(s). "Real-time" is defined as "live continual coverage or description of an event."

## Media Will Call

In most cases, credentials will be mailed. Credentials may be picked up through Friday of a game week from secretary Donna Smith at the Sports Information Office. Credentials not mailed or picked up will be held at the Will Call window located a few steps from elevator No. 5, the press entrance to Lane Stadium/Worsham Field.

## Typical Game Week Schedule

| Sunday  | Monday  | Tuesday  | Wednesday  | Thursday  | Friday   | Saturday   |
|---|---|--|--|---|--|--|
| <b>Treatment and Weights</b><br>No Interviews | <b>Beamer on VT Teleconference</b><br>11:40 a.m.; Call VT SID Office for the number<br><br><b>Practice</b><br>No Interviews | <b>Press Luncheon</b><br>12:30-2 p.m.<br>Shott Media Center<br><br><b>Practice</b><br>Players and coaches available after practice | <b>Beamer on ACC Teleconference</b><br>10:40 a.m.; Call ACC Office for the number<br><br><b>Practice</b><br>Players and coaches available after practice | <b>Practice</b><br>Players and coaches available in person after practice | <b>Team Travel or Walk-through</b><br>No Player Interviews<br><br>Coach Beamer available for group interviews. | <b>Game Day</b><br><br><b>Post Game</b><br>Coach Beamer and top requested players available. |

## Photo Credentials

The NCAA has established a control policy to keep the field free from congestion. Only photographers on assignment and members of the television media are given photo credentials. Freelance or amateur photographers will not be issued credentials.

All photographers must work outside the 30-yard lines as prescribed by the NCAA. Photographers are not permitted in the bench area. On the front line of the sidelines, as well as in the south end zone, photographers are required to kneel. Those photographers shooting from behind the second line, as well as in the north end zone, are allowed to stand.

For those who need to transmit photos electronically, a work room for photographers is available. This room is located in the June Oblinger Shott Media Center, on the ground level beneath the

south end zone. A member of the Sports Information staff will be on the sidelines to lend assistance during the game.

## Rights Restriction

Virginia Tech is and shall be the sole owner of any and all copyrights, intellectual property rights and proprietary rights for images, sounds and data arising from or during Virginia Tech home athletics contests and Tech-sponsored media events.

The use of photographs, video and/or audio for purposes other than traditional news coverage is forbidden. No redistribution is permitted.

## ENG Crew Restrictions

Electronic news gathering ("ENG") crews acknowledge and agree they shall abide by the following restrictions regarding the use of television footage of home football games of Atlantic

## Just Virginia Tech, Please

While the full name of the school is Virginia Polytechnic Institute and State University, the school is commonly referred to as "Virginia Tech." Founded in 1872, as Virginia Agricultural and Mechanical College, the university changed its name to Virginia Polytechnic Institute in 1896. Fans of the athletic department, as well as media covering the Hokies, shortened the name to VPI, but it eventually became Virginia Tech. The "State University" was added in 1970 to bring the official title to what it is today.

Those covering Hokie athletics are asked to refer to the university as simply "Virginia Tech."

Virginia Tech University, VPI and SU, VPI&SU, "Vah Tech," VT or VA Tech are not recognized names and should not be used.

Coast Conference ("ACC") schools. If the ACC football game is telecast by ABC or ESPN ("ABC/ESPN Games"), ENG crews (i) may not use television footage of the ABC/ESPN Game, except for excerpts consistent with ABC's or ESPN's, as applicable, news access guidelines, and (ii) may not authorize the use of any such television footage by any third parties. ENG crews

acknowledge and agree that ABC and ESPN have the exclusive right to telecast live home football games of ACC schools between 3:30 p.m., and 11 p.m., east coast time (excluding telecasts of games commencing at noon east coast time that extend into overtime or whose start times are delayed by extraordinary circumstances, such as inclement weather).

## Virginia Tech Sports Information Directory



**Dave Smith**  
Assistant AD for  
Media Relations



**Anne Panella**  
Associate SID



**Bryan Johnston**  
Assistant SID



**Dave Knachel**  
Assistant SID



**Bill Dyer**  
Assistant SID



**Torye Hurst**  
Assistant SID



**Donna Smith**  
Secretary

### Virginia Tech Sports Information

460 Jamerson Athletic Center  
Blacksburg, VA 24061

**Office Phone**  
(540) 231-6726

**Office Fax**  
(540) 231-6984

**Smith at Home**  
(540) 951-8024

**Web Site**  
www.hokiesports.com

Dave Smith is beginning his 32nd year with the Virginia Tech Athletics Department and his 16th full-time season with the Hokie football team. He has been involved with the football team each of his 31 years at Tech.

Smith works with head coach Frank Beamer and the rest of the Virginia Tech coaching staff, as well as overseeing the day-to-day working of the sports information office. Smith also travels with the team to road games.

Smith is a 1970 graduate of Virginia Tech with a degree in English.

*All interview requests for Coach Beamer or any coach should be made through Smith by calling (540) 231-6726 or by email at [vtsid@vt.edu](mailto:vtsid@vt.edu).*

Bryan Johnston is in his eighth year with the Virginia Tech Athletics Department and his seventh with the Hokie football team.

His main duties with the football team include acting as a liaison between the media and the Tech football players and setting up the weekly press conferences, laying out the game notes as well as traveling with the team to road games.

A native of Chesapeake, Va., Johnston is a 1999 graduate of the University of South Carolina with a degree in sport administration.

*All interview requests for any player should be made through Johnston by calling (540) 231-3387 or by email at [blj@vt.edu](mailto:blj@vt.edu).*

Dave Knachel is in his 11th year as an assistant SID at Virginia Tech, and has been photographing Hokie sports for 25 years, since he came to the university as a student in 1981.

Prior to joining the Tech staff in 1996, he worked for local newspapers. He has also volunteered extensively in many capacities with Special Olympics Virginia.

Knachel is responsible for photographic coverage of all 21 sports at Tech and designing athletic department publications as well.

*Media requests for digital images of Tech players, coaches and administrators should be made to Knachel by calling (540) 231-1838 or by e-mail at [dknachel@vt.edu](mailto:dknachel@vt.edu).*



**Jamerson Athletic Center**

The Virginia Tech Sports Information Office is located on the fourth floor of the Jamerson Athletic Center, behind Cassell Coliseum.

**Game Day Media Parking (Media parking pass required)**

When entering from Southgate Drive, turn right onto Tech Center Drive. Media parking is located on the right as you drive up the hill.

**Visitor Parking (Non-game days)**

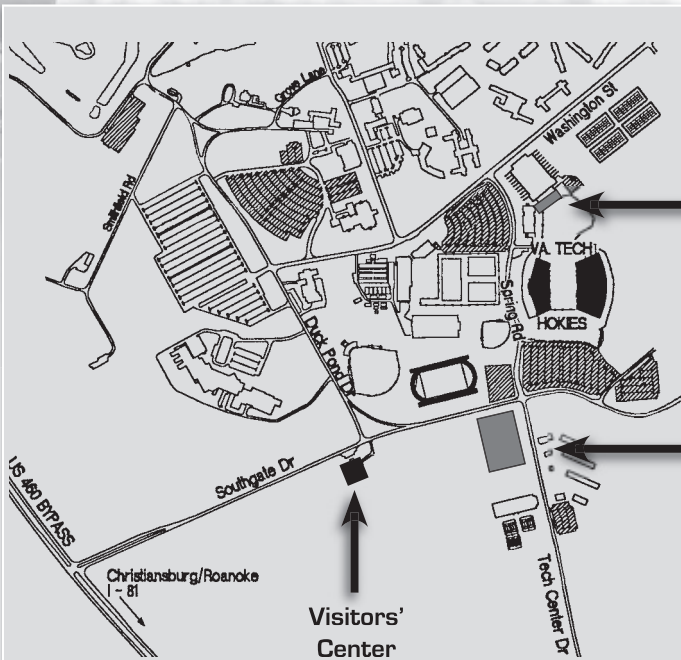
Visitor parking permits are available at the Information/Visitors Center on Southgate Drive (Rt. 314) just off the 460 Blacksburg Bypass.

**Parking**

Game day media parking is available on a limited basis in a media-designated lot near the Burrows-Burleson Tennis Center. The entrance to this lot is on Tech Center Drive off of Southgate Drive. Requests for parking credentials should be submitted to Dave Smith. If you plan to visit the Tech campus during the week, a visitor parking pass is required.

**Press Box Services**

Complete team and individual statistics, a play-by-play, drive chart, defensive stats and postgame coaches' quotes will be provided. An inside public address announcer keeps the media abreast of play-by-play, records that are broken and game notes. A pregame meal is served, starting approximately one and one-half hours before kickoff and refreshments are available throughout the game. Postgame stats will be faxed upon request.

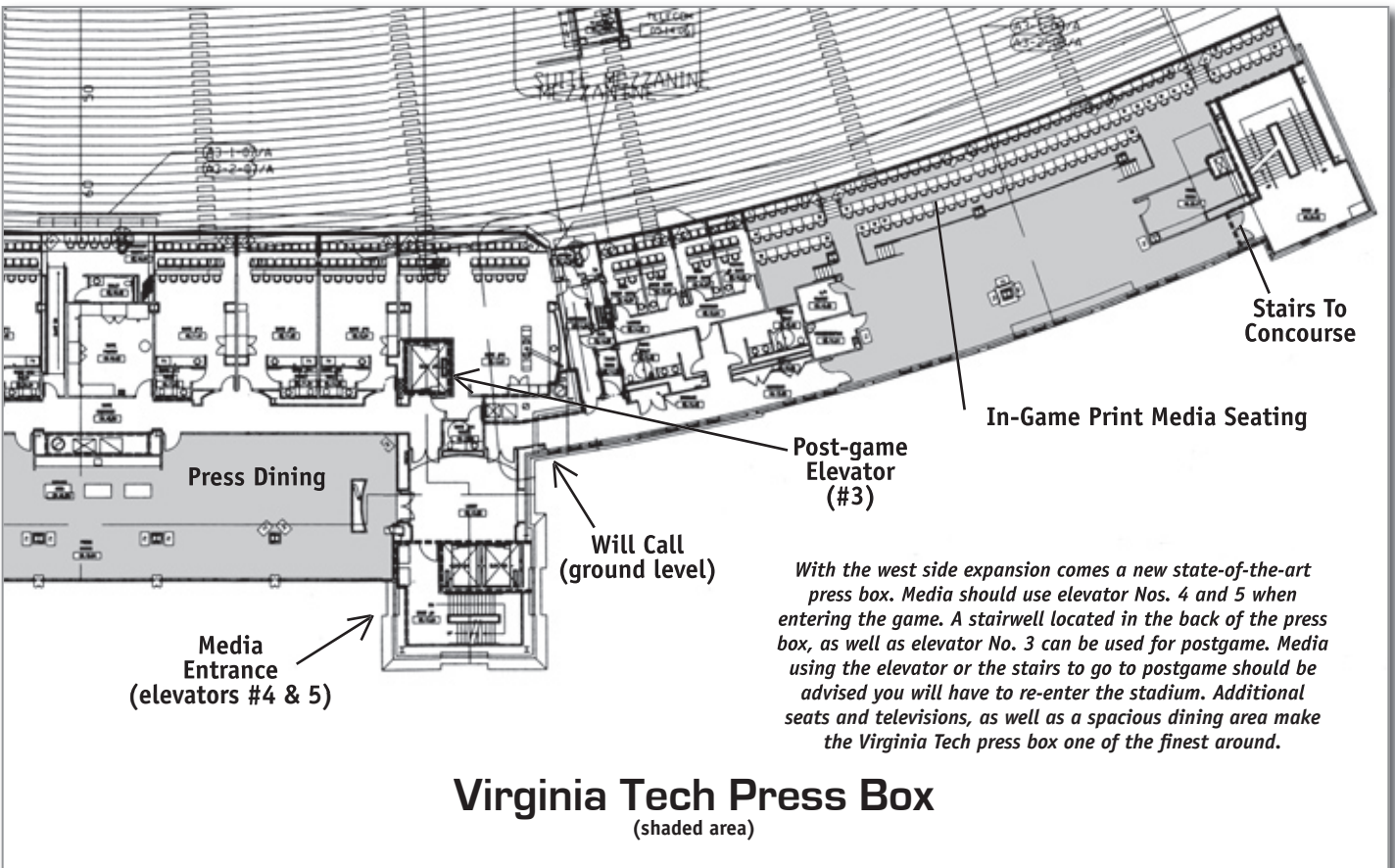


**Getting To Campus**

The campus is located in Blacksburg, Va., about 40 miles southwest of Roanoke, Va. To reach the campus from Interstate 81, take Exit 118-B (Christiansburg) onto U.S. Route 460 West. Follow the 460 Blacksburg Bypass and turn right onto Rt. 314.

**By Air**

Roanoke Regional Airport in Roanoke, Va., is served by major domestic airlines. Limousine services provide transportation between the airport and campus. Private planes may land at the Virginia Tech Airport, near campus.



**Virginia Tech Press Box**  
(shaded area)

*With the west side expansion comes a new state-of-the-art press box. Media should use elevator Nos. 4 and 5 when entering the game. A stairwell located in the back of the press box, as well as elevator No. 3 can be used for postgame. Media using the elevator or the stairs to go to postgame should be advised you will have to re-enter the stadium. Additional seats and televisions, as well as a spacious dining area make the Virginia Tech press box one of the finest around.*

## Telephones

Ten telephones will be located in the press box for pool use. These phones require collect calls or a credit card for billing. Newspeople desiring their own telephone or ethernet lines should submit requests to Virginia Tech CNS at (540) 231-4350. If you request your own phone, please notify the sports information office so we can give the phone company the proper location. The same applies for photographers wishing to activate a phone or ethernet line in the south end zone work room, where two pool phones and one pool ethernet line are provided. Please make all requests well in advance of the game.

## Wireless Internet

For the third year, Virginia Tech will offer free wireless internet to members of the media working the game. To be able to use this feature, you must have a wireless (802.11 compatible) card in your laptop, tested and configured prior to arriving. To register for this service, you are encouraged to sign up prior to arriving on game day, or in the press box or south end zone when

you arrive. To obtain the URL, please contact Bryan Johnston in Sports Information. After registering, your email address will serve as both your user name and password.

## Postgame Interviews

All postgame interviews take place in the June Oblinger Shott Media Center, located on the ground level of the south end zone. After a short cool-down period, Coach Frank Beamer and 7-10 of the top requested players will meet with the news media after each home game. Media members with special player requests need to make those known prior to the fourth quarter.

A separate room, located directly across the hall from the Tech interview room, is available for interviews with the coaches and players from the visiting team. Directions to both interview areas will be available in the press box or through the SID Office. Media access to visiting players will be determined by the visiting SID.

## Virginia Tech Web Site

Notes, releases, statistics and other pertinent information are available on Tech's official Web

site (hokiesports.com). Because of easy access to information on the Web site, members of the media no longer receive weekly releases by mail. Tech's football statistics will be available on the same day of games. Notes on the upcoming game will be updated Monday afternoon.

Media who would like game notes, as well as general releases, e-mailed to them need to contact Bryan Johnston (blj@vt.edu) to be placed on the group e-mail list.

Virginia Tech also has a media-only Web site, where members of the media can access high-quality head shots, logos and other pertinent information. For the address to this site, please contact Bryan Johnston.

## The ACC on the Web

The ACC site on the Internet is available at [www.theacc.com](http://www.theacc.com). The site contains current information on all facets of the Atlantic Coast Conference. In addition, in-game scores for football contests involving ACC teams will be updated in-progress. Please contact Brian Morrison in the ACC media relations department for more information.

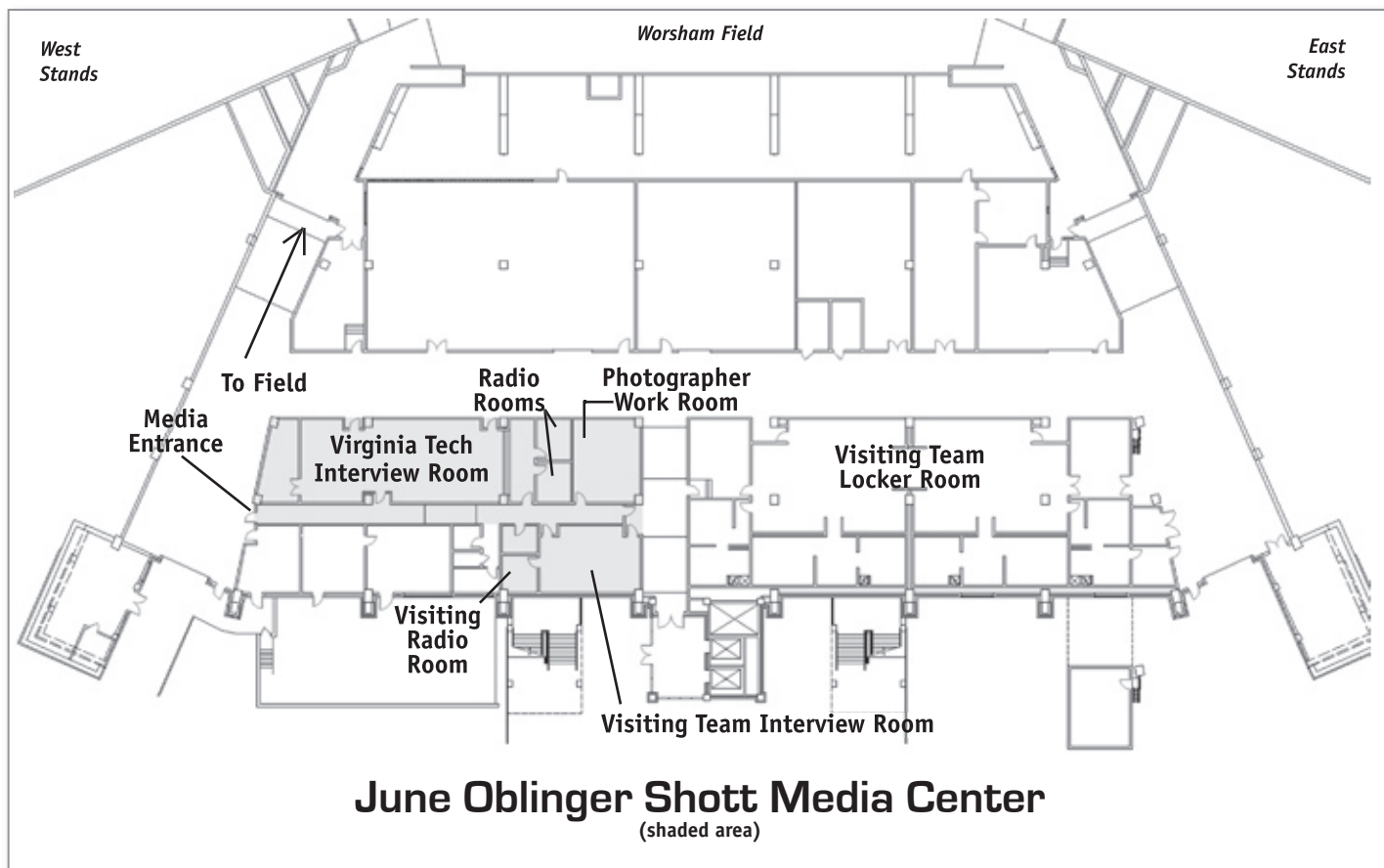
## Interview Policy

Virginia Tech's coaches and players will be available throughout the season for interviews with members of the news media. It is important, however, that all requests for interviews be made through the Tech Sports Information Office.

All requests for players to appear at the press luncheons must be submitted to Bryan Johnston by noon on Monday of that week. You may call him at (540) 231-3387 or e-mail him at [blj@vt.edu](mailto:blj@vt.edu). Any other requests for individual interviews, whether by phone or after practice, need to be submitted on Monday as well. Player availability for the press luncheons is determined by each player's class and lifting schedule and some players may not be available. In that case, all efforts will be made to get the player at some point during the week.

Any media person wishing to come to practice and talk to a specific player or coach needs to contact the SID Office the day before to allow time to contact the desired people.

At no time will a player's phone number be given out and media are asked not to call or e-mail the players at home or ask for their contact information.



## Beamer Teleconference Session

On Mondays during the season, Coach Frank Beamer will be available via teleconference for approximately 15-20 minutes. The interview session will begin at 11:40 a.m. Media interested in this opportunity are asked to call the Sports Information Office at (540) 231-6726 for the phone number.

## Weekly Press Interview Session

On Tuesdays prior to each Tech game, Coach Frank Beamer and select members of the Tech team will be available to meet accredited media in the Shott Center, located in the south end zone. A light lunch will be served at approximately 12:30 p.m. Coach Beamer will begin the interview session at 1 p.m., followed by player interviews at approximately 1:20. The interview session will conclude by 2 p.m.

An audio copy of Beamer's session with the media will be available by 4 p.m. The telephone number for these reports is (540) 232-3719. A video feed of Beamer, along with the players, is available both live and archived on hokietv.com

## Talking to Coach Beamer

The best ways to reach Coach Frank Beamer are on his Monday teleconference, his weekly press interview session on Tuesdays, on the ACC teleconference on Wednesdays or after practice. Any additional requests should be made through Dave Smith at (540) 231-6726.

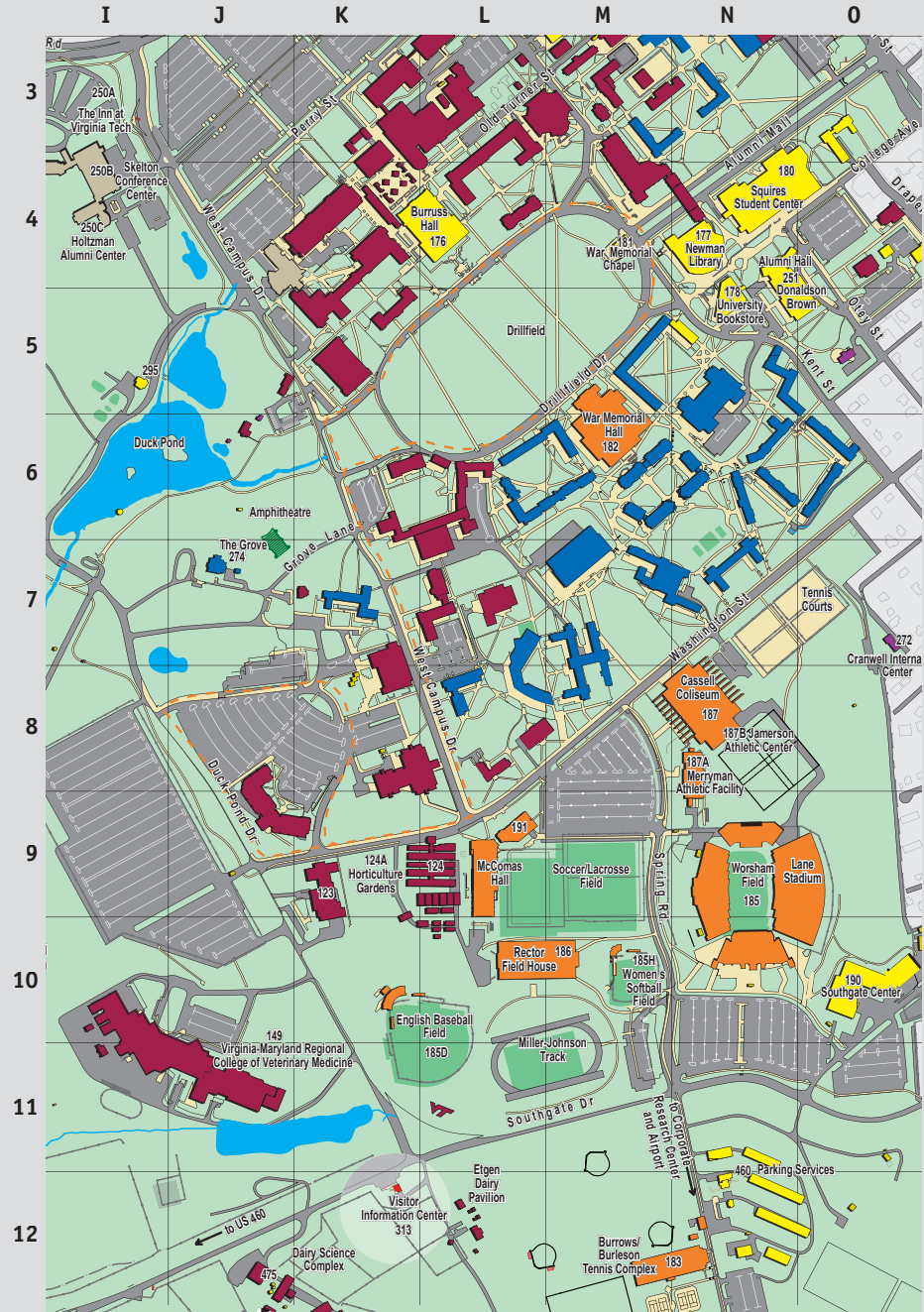
## ACC Teleconference

The ACC football coaches will be featured on a weekly teleconference, beginning on Wed., Aug. 30. The final teleconference, for the Virginia game, will be on Wed., Nov. 22. Each coach will be available for 10 minutes with Coach Beamer scheduled to start at 10:40 a.m. The teleconference number will be mailed to media members who cover Virginia Tech football. Members of the media can also secure the number by contacting the ACC office at (336) 851-6062.

## Satellite Feed

The ACC provides weekly satellite feeds with highlights, along with coach and player interviews. Additional information is available through the ACC office.

# Virginia Tech Campus Map



J-9 ..... 123 .... Food Science and Technology  
 L-9 .... 124 .... Greenhouses  
 K-9 ..... 124A ... Horticulture Gardens  
 J-11 .... 149 .... Virginia-Maryland Regional  
           College of Veterinary Medicine  
 L-4 .... 176 .... Burruss Hall  
 N-4 ..... 177 .... Newman Library  
 N-5 ..... 178 .... University Bookstore  
 N-4 ..... 180 .... Squires Student Center  
 M-4 ... 181 .... War Memorial Chapel  
 M-6 ... 182 .... War Memorial Hall  
 N-12 ... 183 .... Burrows/Burleson Tennis Center  
 N-9 ..... 185 .... Lane Stadium/Worsham Field  
 K-10 ... 185D... English Field  
 M-10 .. 185H... Women's Softball Field  
 L-10 .. 186 .... Rector Field House

N-8 ..... 187 .... Cassell Coliseum  
 N-8 ..... 187A ... Merryman Athletic Facility  
 N-8 ..... 187B ... Jamerson Athletic Center  
 O-10 .... 190 .... Southgate Center  
 L-9 .... 191 .... McComas Hall  
 I-3 ..... 250A... The Inn at Virginia Tech  
 I-4 .... 250B.. Skelton Conference Center  
 I-4 .... 250C .. Holtzman Alumni Center  
 N-4 ..... 251 .... Alumni Hall  
 O-5 ..... 251 .... Donaldson Brown  
 O-7 ..... 272 .... Cranwell International Center  
 J-7 ..... 274 ... The Grove  
 I-5 .... 295 ... Golf Course Clubhouse  
 K-12 ... 313 .... Visitor Information Center  
 N-12 ... 460 .... Parking Services  
 J-12 ... 475 ... Dairy Science Complex



# Virginia Tech Media Outlets

## Wire Service

The Associated Press (Richmond)  
The Associated Press (Roanoke)

### CONTACTS

Hank Kurz, Jr.  
Bob Lowry

### PHONE

804-643-6646  
540-344-5860

### FAX

804-643-6223  
540-342-2482

### INTERNET SITE

www.ap.org  
www.ap.org

## Newspapers

hokiesports the newspaper  
Bluefield Daily Telegraph  
Bristol Herald Courier

### CONTACTS

Jimmy Robertson  
Bob Redd  
Michael White,  
Bucky Dent

### PHONE

540-231-4134  
304-327-2811  
276-669-2181

### FAX

540-231-6984  
304-327-6179  
276-669-3696

### INTERNET SITE

www.hokiesports.com/newspaper  
www.bdtonline.com  
www.tricities.com

Charlottesville Daily Progress  
Collegiate Times  
Danville Register & Bee  
Fredericksburg Free Lance Star

Jerry Ratcliffe  
Sports Editor  
Drew Wilson  
Steve DeShazo,  
Jim McConnell

434-978-7246  
540-231-9865  
434-791-7995  
540-373-5000

434-975-7104  
540-231-5057  
434-797-2299  
540-373-8450

www.dailyprogress.com  
www.collegiatetimes.com  
www.registerbee.com  
www.freelancestar.com

Harrisonburg News-Record  
Hopewell News  
Kingsport Times News

Chris Simmons  
Hank Bilyeau  
Pat Kenney,  
John Moorehouse

540-574-6200  
804-458-8511  
423-246-8121

540-433-9112  
804-458-7556  
423-392-1385

www.dnronline.com  
www.hopewellnews.com  
www.timesnews.net

Lynchburg News

Steve Trosky,  
Nathan Warters

434-385-5528

434-385-5538

www.newsadvance.com

Martinsville Bulletin  
Newport News Daily Press

Johnny Buck  
Norm Wood,  
David Teel

276-638-8801  
757-247-4642

276-638-7409  
757-247-9420

www.martinsvillebulletin.com  
www.dailypress.com

News-Messenger  
Norfolk Virginian Pilot

Jason Pounds  
Kyle Tucker,  
Tom Robinson

540-382-6171  
757-446-2630

540-382-3009  
757-533-9004

www.mainstreetnewspapers.com  
www.pilotonline.com

Petersburg Progress-Index  
Potomac News  
Pulaski Southwest Times  
Richmond Times Dispatch

John Medeiros  
Dave Fawcett  
Dave Bisset  
Mike Harris,  
John Markon

804-732-3456  
703-878-8000  
540-980-5220  
804-649-6445

804-861-9452  
703-878-3993  
540-980-3618  
804-775-8085

www.progress-index.com  
www.potomacnews.com  
www.southwesttimes.com  
www.timesdispatch.com

Roanoke Times

Jeff Gilbert,  
Randy King

540-981-3221

540-981-3392

www.roanoketimes.com

South Boston News & Record  
Staunton Daily News Leader  
Washington Post  
Washington Times  
Waynesboro News Virginian  
Winchester Star

Tucker McLaughlin  
Hubert Grimm  
Mark Schlabach  
Matt Rennie  
Jim Sacco  
Ben Brooks

434-572-2928  
540-885-7281  
202-334-7350  
202-636-3253  
540-949-8213  
540-667-3200

434-572-2920  
540-885-1904  
202-334-7685  
202-529-7869  
540-942-4542  
540-667-0012

www.thenewsrecord.com  
www.newsleader.com  
www.washingtonpost.com  
www.washingtontimes.com  
www.newsvirginian.com  
www.winchesterstar.com

## Local Radio

ISP SPORTS

### CONTACTS

Bill Roth,  
Mike Burnop

### PHONE

540-961-7604

### FAX

540-961-7606

### INTERNET SITE

www.ispsports.com

WBRW-Radio  
Virginia News Network  
WUVT-Radio

Rick Watson  
Gary Hess  
Sports

540-633-5330  
804-474-0155  
540-231-9881

540-633-2998  
804-474-0167

www.virginianewsnetwork.com

## Local Television

WDBJ-TV (Roanoke, Va.)  
WSLS-TV (Roanoke, Va.)  
WSET-TV (Lynchburg, Va.)  
WCYB-TV (Bristol, Va.)  
WTVR-TV (Richmond, Va.)  
WAVY-TV (Portsmouth, Va.)  
WTKR-TV (Norfolk, Va.)  
WVEC-TV (Norfolk, Va.)  
WVIR-TV (Charlottesville, Va.)  
WWBT-TV (Richmond, Va.)  
WRIC-TV (Richmond, Va.)  
WVVA-TV (Bluefield, W.Va.)

### CONTACTS

Mike Stevens  
John Appicello  
Dennis Carter  
Paul Johnson  
Lane Casadonte  
Bruce Radar  
Troy Brettson  
Scott Cash  
Marty Hudtloff  
Ben Hamlin  
Chip Tarkenton  
P.J. Ziegler

### PHONE

540-985-3623  
540-981-9126  
434-528-1315  
276-645-1555  
804-254-3645  
757-393-1010  
757-446-1000  
757-625-1313  
434-977-7082  
804-233-5461  
804-330-8888  
304-325-5487

### FAX

540-343-7269  
540-343-2059  
434-847-8800  
276-645-1554  
804-254-3697  
757-397-8279  
757-446-1376  
757-628-5855  
434-220-2905  
804-230-2789  
804-330-8883  
304-327-5586

### INTERNET SITE


www.wdbj7.com  
www.wsls.com  
www.wset.com  
www.wcyb.com  
www.wtvr.com  
www.wavy.com  
www.wtkr.com  
www.wvec.com  
www.nbc29.com  
www.nbc12.com  
www.wric.com  
www.wvva.com

# Hokie Spirit

Lane Stadium is truly one of the great venues for college football. The tremendous spirit and support of the fans helps create a spectacle that includes exciting events such as this flyover of a B-2 Stealth bomber.



Known as "The Spirit of Tech," the Marching Virginians get the fans on their feet with the "Hokey Pokey" during the final quarter break of each home game.




The HokieBird is a fan favorite.



The cheerleaders entertain the crowd with their spirit and athletic performances.



The HighTechs dance team entertains the crowd during games.



Skipper, a full-size cannon, is fired during the National Anthem and after each Tech score at Lane Stadium.



The Regimental Band of the Corps of Cadets, the Highty-Tighties, performs with their alumni band every year on Homecoming.



"The Walk," one of Tech's newer traditions, features thousands of Hokie fans greeting the team when it arrives at the stadium on game day.



Coach Frank Beamer with (front, l to r) Ryan Hash, Cary Wade, Robert Parker, Brandon Pace; (middle row) David Clowney, Aaron Rouse, Brandon Gore, Brandon Frye, Nick Leeson, Nic Schmitt; (back) Chris Burnett, Brenden Hill, Danny McGrath, Mason Baggett, Noland Burchette and Brian McPherson.

The Hokies continue to excel both on the field and in the classroom. Virginia Tech is one of just four teams in the country to have played in 13 straight bowl games and was honored by the AFCA for graduating at least 70 percent of its football student-athletes. In addition, 16 of this year's 21 seniors either have graduated or are on track to finish by the end of the fall semester.





FOOTBALL  
COASTAL DIVISION  
CHAMPIONS  
2005

**VT** VIRGINIA TECH



**ACC Coastal Division Champions**  
**Toyota Gator Bowl Champions**  
**Commonwealth Cup Winners**  
**Black Diamond Trophy Winners**

VCOM

HOKIE  
PLAYBACK

STULL

12

DOUGLAS

DOUGLAS