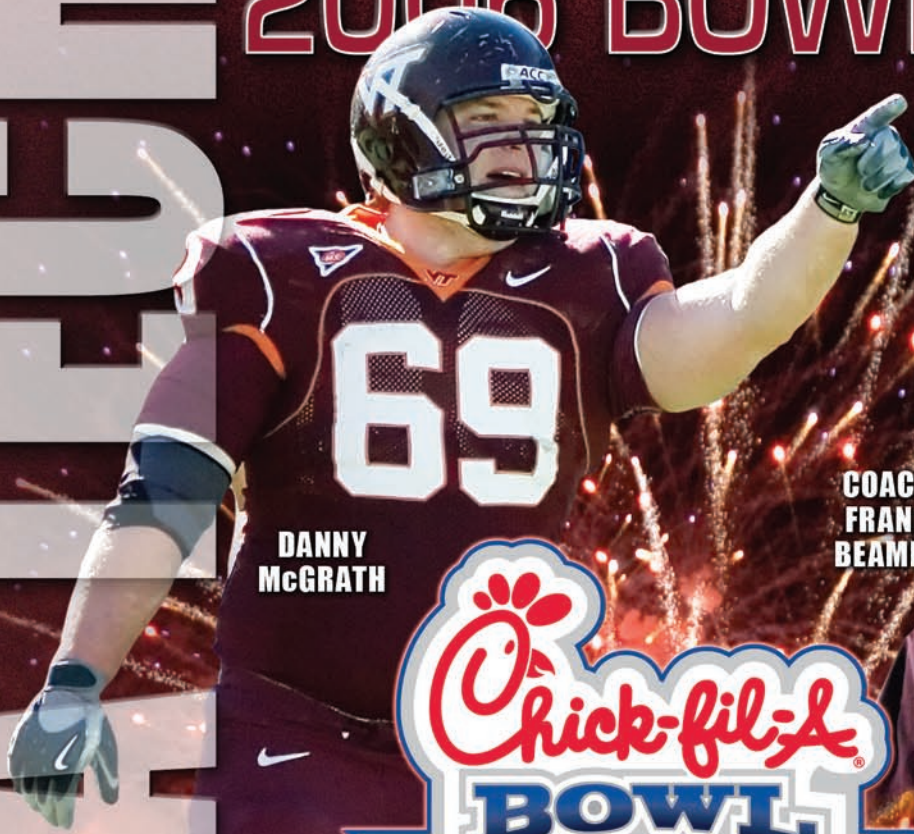


# 2006 BOWL GUIDE

WARRIORS




**DANNY  
McGRATH**

**COACH  
FRANK  
BEAMER**



ATLANTA, GEORGIA



**BRANDON  
PACE**



**NOLAND  
BURCHETTE**



Dec. 30, 2006  
The Georgia Dome  
Atlanta, Georgia

**BRANDON  
FRYE**

**DAVID  
CLOWNEY**


**NIC  
SCHMITT**

**JESSE  
ALLEN**



# 2006 BOWL GUIDE

2006  
BOWL  
GUIDE



*Duane Brown (76) and Branden Ore celebrate during the Hokies' win at Miami.*



## Virginia Tech Quick Facts

**Location:** Blacksburg, Virginia  
**Enrollment:** 28,000  
**President:** Charles W. Steger  
**Director of Athletics:** Jim Weaver  
**Head Football Coach:** Frank Beamer (Virginia Tech, '69)  
**Hokies' 2006 Football Record:** 10-2 overall; 6-2 ACC  
**Beamer's Overall Record:** 198-104-4 (26 years)  
**Beamer's Record at Tech:** 156-81-2 (20 years)  
**Faculty Chairman of Athletics:** Dr. Larry Killough  
**Conference:** Atlantic Coast Conference  
**Nickname:** Hokies  
**Colors:** Chicago maroon and burnt orange  
**Sports Information Director:** Dave Smith (540) 231-6726  
**Sports Information Fax:** (540) 231-6984  
**Tech Athletics on the Internet:** www.hokiesports.com

## Contents

Media Information .....2, 3  
 Bowl Practice Schedule ..... 2  
 Bowl Headquarters/Directory ..... 3

### 2006 Season

Overview .....6, 7  
 Game-by-Game Review ..... 56-67  
 Final Statistics ..... 68, 69  
 Season Superlatives.....70

### Atlantic Coast Conference

Standings and Honors.....71  
 Statistics .....72  
 Team Rankings .....73

### Football Staff

Coach Frank Beamer ..... 32-35  
 Assistant Coaches ..... 38-50  
 Associate AD John Ballein .....51  
 Support Personnel.....52

### The Players

Roster, Pronunciation Guide..... 8  
 Two-Deep Lineups, Rosters ..... 9  
 Profile Updates ..... 10-31

### Records and History

Tech's Bowl History .....4, 5  
 BeamerBall ..... 36, 37  
 Bowls: Game-by-Game ..... 74-92  
 Bowl Superlatives .....93  
 Bowl Records.....94  
 Tech's Career Leaders .....95  
 Longest Plays/Last Time.....96

### The University

This Is Virginia Tech .....53  
 President Charles Steger.....54  
 AD Jim Weaver, Administrators.....55

## 2006 Chick-fil-A Bowl Guide Credits

Editors: Dave Smith, Bryan Johnston; Design: Anne Panella, Dave Knachel; Contributors: Larry Hincker, Matt Kovatch.  
 Cover design and most of the images were taken by Knachel. Tyler Henderson, Woody Veasey and the University Photographers also contributed images. Printed by University Printing Services; Publication: VT/0825/1206/1M/271407

2006 CHICK-FIL-A BOWL GUIDE



# Tech's Bowl History

## Chick-fil-A Bowl Keeps Hokies' Streak Going

Following a third-straight 10-2 regular season, Virginia Tech's bid to the 2006 Chick-fil-A Bowl extends the Hokies' bowl appearance streak to 14 consecutive seasons, which stands as the fourth-longest active streak in the nation. Throughout the streak, Tech has compiled an impressive postseason resumé that has not only excited Hokie fans and alumni, but has also helped the program develop its national reputation of excellence and consistency under head coach Frank Beamer.

Tech's bowl history began, however, long before Beamer took the reins in Blacksburg. A few months after the coach was born, the Hokies received a bid to the Hokies first bowl game, and travelled to El Paso, Texas, to face Cincinnati in the 1947 Sun Bowl. The two teams played a scoreless first half in cold and icy conditions before UC took charge in the second half for an 18-6 victory.

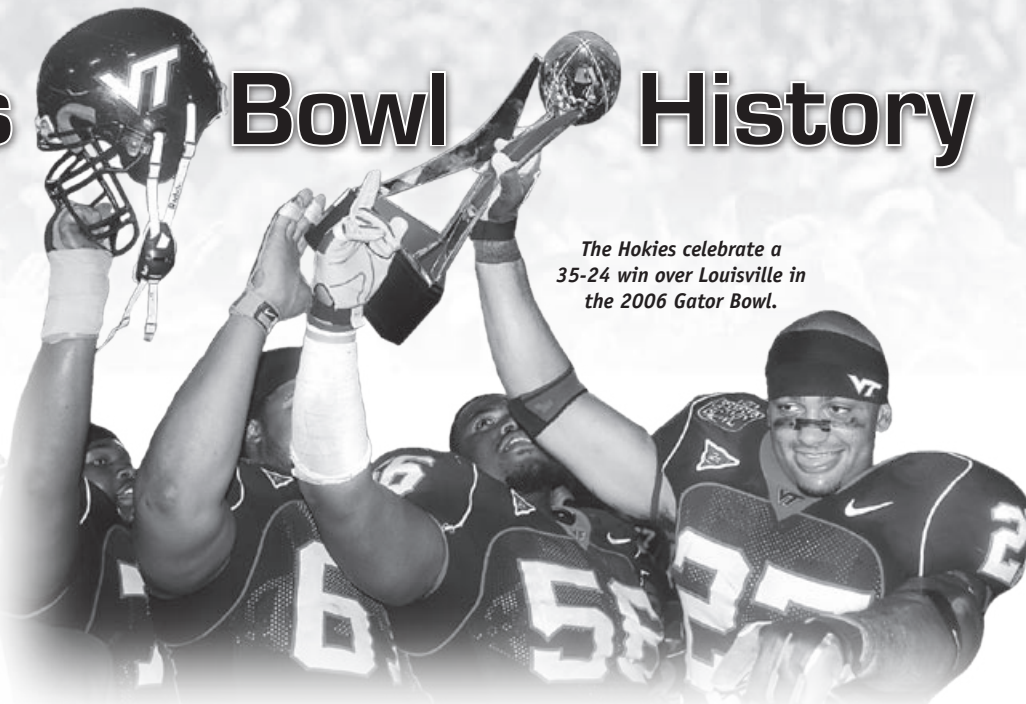
Tech's second bowl appearance did not come until 1966, when the Hokies dropped a hard-fought 14-7 decision to Miami in the Liberty Bowl. In 1968, Tech returned to the Liberty Bowl to face Mississippi and quarterback Archie Manning. The Hokies raced

to a 17-0 lead in the first quarter, before falling to Manning and the Rebels, 34-17.

The Hokies made the first of two Peach Bowl appearances in 1980, losing to 18th-ranked Miami, 20-10. In 1984, Tech traveled to Shreveport, La., where it lost a 23-7 Independence Bowl match-up with the United States Air Force Academy. The Hokies returned to the Peach Bowl against NC State following the 1986 season and produced one of their most memorable victories, winning 25-24 on Chris Kinzer's dramatic 40-yard field goal as time expired.

Beamer and Tech began their current 14-year bowl streak in 1993 against Indiana in the Independence Bowl. The Hokies used the final seconds of the first half to break open a

*The Hokies celebrate a 35-24 win over Louisville in the 2006 Gator Bowl.*



close game. Tech got a fumble return for a touchdown with 23 seconds left in the half and an 80-yard TD return of a blocked field goal on the final play before halftime. The sudden scoring flurry lifted Tech to a 45-20 win.

A year later, Tennessee got off to a big early lead and went on to defeat Tech, 45-23, in the transplanted 1994 Outback Steakhouse Gator Bowl game at Florida Field in Gainesville. Peyton Manning — son of Tech's '68 Liberty Bowl nemesis Archie — directed the Vols.

Following the 1995 season, Tech posted the biggest win in school history when it defeated Texas, 28-10, for the championship of the Nokia Sugar Bowl. The Hokies fell behind 10-0 before rallying behind bowl MVP Bryan Still, who returned a punt 60 yards for Tech's first

score, set up the go-ahead touchdown with a 27-yard catch and hauled in a 54-yard TD pass for insurance.

During the 1996 FedEx Orange Bowl, the Hokies stuck with No. 6 Nebraska for nearly three quarters before wearing down in a 41-21 loss. Nebraska out-gained Tech by just seven yards — 415 to 408 — in total offense and managed to lead by only three points with less than a minute remaining in the third quarter.

Following the 1997 season, the Hokies returned to the Gator Bowl — this time in Jacksonville — and lost to No. 7 North Carolina, 42-3. In 1998, Tech played in the inaugural Music City Bowl in Nashville, Tenn., and posted a convincing 38-7 win over Alabama that set the stage for 1999.



*In the 1986 Peach Bowl, Chris Kinzer's 40-yard field goal as time expired lifted the Hokies to a 25-24 victory over NC State.*





*Coach Frank Beamer gets doused following Tech's 41-20 victory over Clemson in the 2001 Gator Bowl.*

In 1999, the Hokies marched to an 11-0 regular-season mark and a berth in the Nokia Sugar Bowl and national championship game. Tech and quarterback Michael Vick made a memorable run at the title before succumbing to No. 1 Florida State, 46-29. Vick compiled

322 yards of total offense to help rally Tech from a 21-point deficit to a 29-28 lead early in the fourth quarter.

In the 2001 Toyota Gator Bowl game against Clemson, the Hokies raced to a 14-0 first quarter lead and went on to win 41-20.

Tech out-rushed the Tigers 211-88 in Vick's final game in the maroon and orange.

The Hokies and Seminoles met in a rematch of the 2000 National Championship on Jan. 1, 2002 in the Toyota Gator Bowl. Despite trailing heading into the fourth quarter, Florida State tallied 17 points in the final 15 minutes en route to a 30-17 win.

In 2002, Tech's tough defense limited Air Force to just 101 yards rushing in the inaugural Diamond Walnut San Francisco Bowl, as Tech posted a 20-13 victory over the Falcons.

The Hokies and California played one of the more exciting bowl games in recent history in the 2003 Insight Bowl. The teams combined to score 31 fourth-quarter points, but Tech's valiant rally came up just short in a 52-49 loss at Bank One Ballpark in Phoenix, Ariz.

The 2004 season marked Tech's first year competing in the Atlantic Coast Conference. After winning the ACC title, the Hokies earned a BCS berth against undefeated and No. 3-ranked Auburn in the 2005 Sugar Bowl. Tech came close to knocking off the Tigers, but fell just short, losing 16-13. Senior Bryan Randall threw two touchdown passes, setting the Tech record for career passing touchdowns with 48.

Following its ACC Coastal Division title in 2005, Tech battled Louisville in the 2006 Gator Bowl. The Hokies trailed 24-13 early in the fourth quarter, but mounted a comeback behind a Tech bowl-record 22 points in the quarter — unanswered — to win 35-24 and notch just the third 11-win season in school history.

The Hokies head to Atlanta over the holidays to face Georgia in the 2006 Chick-fil-A Bowl, with a chance to earn a fourth 11-win season and even up head coach Frank Beamer's bowl record at 7-7.



*Michael Vick and the Hokies wowed the nation in the 2000 Sugar Bowl National Championship game.*

# 2006 Season in Review

## College Football's Top Defense and a Strong Finish Land Hokies in Atlanta

Following an Atlantic Coast Conference championship in 2004 and a Coastal Division title in 2005, the Virginia Tech Hokies had their work cut out for them to maintain the level of success they had achieved during their first two years in the league. Despite having some big holes to fill in 2006, Tech was chosen to finish second in the Coastal Division, and was penciled into the No. 17 slot in the preseason national rankings.

The Hokies eventually wound up with a 10-2 record and an invitation to the Chick-fil-A Bowl after finishing nearly exactly the way they were predicted — second in the Coastal and 14th in the nation. The maroon and orange was solid once again, even in a year when perennial powers Miami and Florida State struggled to .500 marks, and teams like Wake Forest shocked the conference with a first-place season.

But Tech's success wasn't going to come easily. After losing more than half of its starters from an 11-2 Gator Bowl season — including a Tech-record nine players chosen in the NFL draft — there would be a lot of new faces on the field, and on the sideline, as the team was also breaking in four new assistant coaches.

Was Sean Glennon the right man for the quarterback position? Could Branden Ore fill the shoes of the departed Cedric Humes and Mike Imoh behind an inexperienced offensive line? Would the defense be able to follow up its No. 1 billing from 2005?



*From his first collegiate start in the opener against Northeastern, redshirt sophomore QB Sean Glennon improved throughout the season and led the Hokies to 10 wins and a Chick-fil-A Bowl berth.*



*The Tech defense handled eventual ACC champion Wake Forest in a 27-6 victory over the No. 14 Demon Deacons and led the nation in total defense, scoring defense and pass defense heading into bowl season.*

Although the answer to those questions would ultimately be a resounding 'yes,' Tech's early season opponents allowed the Hokies some time to ease into their schedule.

The 2006 season kicked off with a 38-0 blanking of I-AA Northeastern on Sept. 2 at Lane Stadium before a new home attendance record of 66,233. Glennon wasted no time cementing his role as the starter as he led the offense to touchdowns on its first three possessions. He finished the game 15-of-18 passing for 222 yards and three touchdowns. Although the running game never got going, the Hokie defense and special teams held strong behind two interceptions and two blocked kicks.

Tech's first road game came the following week in Chapel Hill against North Carolina. Josh Morgan tallied the Hokies' third blocked kick in two games, while Ore rushed for 111 yards and a career-high three touchdowns. The score ended up 35-10 in the Hokies' favor after the defense picked off four passes, including one by Brenden Hill that was returned 69 yards for a touchdown.

The Hokies returned to Blacksburg on Sept. 16 to begin a three-game homestand, which started with their second shutout win in three contests — a 36-0 defeat of Duke. David Clowney established a career-high with 120 receiving yards, while freshmen Sam Wheeler and Kenny Lewis, Jr., each recorded their first collegiate scores. The defense and special teams were solid once again, as the Hokies racked up eight sacks while Eddie Royal returned a punt 58 yards for a touchdown.

Tech improved to 4-0 the next week with a 29-13 win over Cincinnati, but for the first time on the young season, it did not come without a fight. The Bearcats led 10-5 at the half and 13-10 at the start of the fourth quarter, but the Hokies put up 17 unanswered points in the final quarter to pull away. Ore carried the offense with 152 second-half rushing yards,

while cornerback Victor "Macho" Harris made two late picks, including a game-sealing 72-yard interception return for a touchdown.

Ranked at a season-high 11th in the nation, the Hokies headed into a Sept. 30 battle with No. 24 Georgia Tech — the first real test of the season. The game was not as close as the 38-27 final score indicated, as the Yellow Jackets jumped out to a 21-0 lead after less than 11 minutes of play behind a pair of touchdowns from All-American receiver Calvin Johnson. Tech spent the rest of game clawing its way back behind career-highs from Glennon (339 yards passing), Justin Harper (109 yards receiving) and Royal (102 yards receiving), but it was too little, too late.

The Hokies' next contest came at Boston College in one of their signature Thursday night ESPN games, of which they had won 11-straight dating back to 1995. However, the Eagles ended that streak with a convincing 22-3 win that dropped the Hokies to 4-2 and out of the national rankings for the first time since 2004. Tech doomed itself with turnovers and penalties, and only Brandon Pace's 36-yard field goal kept Tech from being shut out for the first time since 1996.

Although the Oct. 12 loss was the low point of the season for the Hokies, they used it as a wake-up call and it ended up vaulting them to a dominating six-game winning streak to finish the season. Tech would allow only 29 points throughout the final six games — the stingiest such stretch since 1938 — including just two touchdowns while posting two more shutouts.

The Hokies got back on track in Blacksburg on Oct. 21 with a 36-6 drubbing of Southern Miss. Glennon completed only four passes on the day, but that was more than enough as Ore rushed for a career-high 207 yards to carry the load, including a 70-yard scamper to the end zone early in the fourth to put the game out of reach. The Tech defense recorded six sacks and its second safety of the season.



The biggest game of the year — and the season's brightest moment — came just five days later against Clemson in another Thursday night ESPN game. The 10th-ranked Tigers came to town with the vaunted rushing duo of James Davis and C.J. Spiller, but it was the Hokies' Ore who rolled up the yardage, gaining 203 yards to become the first player in school history to record two 200-yard games in his career, let alone in back-to-back contests. The Tigers jumped out to a 7-0 lead on the first possession of the game, but the Hokies bottled them up for a 24-7 upset win, limiting Clemson to just 80 yards rushing. Fans rushed the field in celebration under a sky of fireworks, and the Hokies were suddenly back in ACC contention.



**Brandon Flowers breaks up a pass in the Hokies' dominating 24-7 win over No. 10 Clemson during a Thursday night ESPN game in Blacksburg.**

Frank Beamer and his squad quickly shifted their focus to their next opponent — the struggling Miami Hurricanes — for a game that would be played in the always-tough environment of the Orange Bowl. Ore was once again the hero, scoring both of the Hokies' touchdowns, including the game-winner with 1:34 remaining to give Tech a 17-10 triumph. Xavier Adibi's interception with 3:33 remaining set up the score, while Brandon Flowers' second pick of the game during Miami's last effort sealed the victory.

The Hokies returned home on Nov. 11 for a non-conference tilt with Kent State, and promptly shut out the Golden Flashes 23-0. Pace nailed three field goals to break Tech's record for consecutive field goals made, while Ore tallied his 15th touchdown of the season for the offense. Vince Hall led the defensive charge with a career-high 15 tackles, before defensive end Noland Burchette put the icing on the cake mid-way through the fourth quarter with a 15-yard fumble return for a touchdown.

Although Georgia Tech had already clinched

the Coastal Division, the Hokies traveled to Winston-Salem on Nov. 18 aiming to beat the surprising Wake Forest Demon Deacons, who were ranked 14th in the nation at the time. Ore went down early with an ankle injury, but other players stepped up to provide a 27-6 victory. Lewis, Jr., and George Bell combined for 102 yards rushing in Ore's absence, while Glennon tossed touchdown bombs of 49 and 53 yards to Royal and Morgan, respectively. Pace added two more field goals, and Adibi scored the Hokies' fourth defensive touchdown of the season on a 35-yard fumble return.

The final game of the regular season came at home on Thanksgiving weekend against the archival Cavaliers of Virginia. Usually an intensely played contest, this one was no different, even though the outcome was decided early in the second half. Although Tech scored

just 17 points on scores by Bell and Royal, and Pace's 22nd-straight field goal, the defense dominated once again. Led by Hall and Adibi's 20 combined tackles, the Hokies posted their fourth shutout and surrendered a season-low 112 total yards to Virginia's offense, as the Cavaliers snapped the ball in Tech territory just once, which happened to be on a punt. The Hokies' 17-0 triumph helped them retain the Commonwealth Cup, and gave them double-digit wins for the third-straight year.


Despite not being a part of the ACC championship for the first time since joining the conference, Virginia Tech has a chance to clinch an 11-win season for the just the fourth time in school history. The Hokies enter the Chick-fil-A Bowl matchup with Georgia not only as the No. 14 team in the nation, but also with the overwhelmingly top-ranked defense in the land. Bud Foster's crew leads the nation in total defense (221.08 ypg), passing defense (128.17) and scoring defense (9.3 ppg)

The Hokies also feature seven All-ACC selections. Hall was chosen to the first team as the top linebacker in the conference with 113 votes, while Flowers joined him as a first-team cornerback, and Ore as a first-team running back. Named to the All-ACC second team were Duane Brown at offensive tackle, Adibi at linebacker, Pace at place-kicker and Royal at return specialist.

Flowers was also tabbed a second-team All-American by Scout.com, and guard Sergio Render earned first-team Freshman All-America honors by Rivals.com.



**Xavier Adibi forced an interception and picked off another pass himself in Tech's 17-10 win over Miami.**



**Vince Hall and the Hokies shut out Virginia 17-0 in the regular-season finale. The junior linebacker leads the ACC in tackles with 115.**

# Virginia Tech Roster



- 11 **Xavier ADIBI\*\*** .....LB, 6-2, 226, r-Jr.  
Hampton, Va., Phoebus, Bill Dee
- 37 **Jesse ALLEN\*\*** .....FB, 6-0, 247, r-Sr.  
Monson, Mass., Pathfinder Regional, Chris Pope
- 68 **Mason BAGGETT** .....OG/C, 6-1, 290, r-Sr.  
Richmond, Va., James River, Greg DeFrancesco
- 34 **George BELL** .....TB, 5-10, 224, r-So.  
Fayetteville, N.C., Jack Britt, Richard Bailey
- 59 **Barry BOOKER\*** .....DT, 6-4, 280, r-Jr.  
Amherst, Va., Amherst, Scott Abell
- 8 **Greg BOONE** .....TE, 6-3, 281, r-Fr.  
Chesapeake, Va., Oscar Smith, Richard Morgan
- 80 **Justin BORN** .....FL, 6-1, 205, Jr.  
Centreville, Va., Westfield, Tom Verbanic
- 97 **Brent BOWDEN** .....P, 6-2, 197, r-Fr.  
Centreville, Va., Westfield, Tom Verbanic
- 6 **Andrew BOWMAN** .....LB, 5-11, 230, r-So.  
Glen Allen, Va., Hermitage, Patrick Kane
- 76 **Duane BROWN\*\*** .....OT, 6-5, 290, r-Jr.  
Richmond, Va., Hermitage, Patrick Kane
- 47 **Necos BROWN** .....DE, 6-2, 236, Fr.  
Brandywine, Md., Thomas Stone, Steve Lindsey
- 96 **Noland BURCHETTE\*\*\*** DE, 6-2, 263, r-Sr.  
Richmond, Va., Highland Springs, Scott Burton
- 60 **Chris BURNETT** .....DT, 6-2, 266, r-Sr.  
Blue Ridge, Va., Liberty-Bedford, Scott Abell
- 17 **Kam CHANCELLOR** .....CB, 6-4, 217, Fr.  
Norfolk, Va., Maury, Dealton Cotton
- 87 **David CLOWNEY\*\*\*** .....FL, 6-1, 179, Sr.  
Delray Beach, Fla., Atlantic, Chris Bean
- 98 **Jared DEVELLI\*\*** .....PK, 6-0, 230, Jr.  
Sterling, Va., Park View, Charlie Pierce
- 82 **Brandon DILLARD** .....FL, 5-10, 180, r-Fr.  
Martinsville, Va., Bassett, James Gilbert
- 92 **Jud DUNLEVY** .....PK, 5-9, 188, r-Jr.  
Roanoke Rapids, N.C., Roanoke Rapids, Tim Bennett
- 49 **Chris ELLIS\*\*** .....DE, 6-5, 260, r-Jr.  
Hampton, Va., Bethel, Tracy Parker
- 18 **Brandon FLOWERS†\*** CB, 5-10, 190, r-So.  
Delray Beach, Fla., Atlantic, Chris Bean
- 74 **Brandon FRYE\*** .....OT, 6-4, 311, r-Sr.  
Myrtle Beach, S.C., Myrtle Beach, Scott Early
- 7 **Sean GLENNON\*** .....QB, 6-4, 221, r-So.  
Centreville, Va., Westfield, Tom Verbanic
- 13 **Justin GORDON†\*\*** .....LB, 6-2, 226, r-Jr.  
Gainesville, Fla., Gainesville, Rick Swain
- 77 **Brandon GORE\*\*\*** .....OG, 6-5, 357, r-Sr.  
Warrenton, Va., Liberty, Joe Trabucco
- 43 **Billy GORHAM** .....FB, 5-10, 243, Jr.  
Franconia, Va., Robert E. Lee, Gerry Pannoni
- 64 **Richard GRAHAM** .....OT, 6-6, 286, r-Fr.  
Richmond, Va., St. Christopher's, Paul Padalino
- 29 **Chad GRIMM** .....LB, 5-10, 184, Sr.  
Fairfax, Va., Oakton, Pete Bendorf
- 26 **Cody GRIMM** .....LB, 5-11, 203, r-Fr.  
Fairfax, Va., Oakton, Pete Bendorf
- 9 **Vince HALL\*\*** .....LB, 6-0, 240, r-Jr.  
Chesapeake, Va., Western Branch, Lew Johnston
- 81 **Justin HARPER†\*\*** .....SE, 6-4, 204, Jr.  
Catawba, N.C., Bandy, Randy Lowman
- 1 **Victor HARRIS\*** .....CB, 6-0, 200, So.  
Highland Springs, Va., Highland Springs, Scott Burton
- 21 **Ryan HASH\*\*** .....CB, 5-9, 180, r-Sr.  
Springfield, Va., Robert E. Lee, Gerry Pannoni
- 86 **Omar HASHISH** .....DT, 6-4, 268, r-Jr.  
Vienna, Va., James Madison, Gordon Lieb
- 31 **Brenden HILL\*\*** .....LB, 6-2, 211, r-Sr.  
Newport News, Va., Warwick, Tommy Reamon
- 66 **Brandon HOLLAND†** .....OG, 6-4, 325, Fr.  
Roanoke, Va., Northside, Jim Hickam

- 12 **Cory HOLT†\*** .....QB, 6-4, 227, r-So.  
Lexington, N.C., Lexington, Billy Hunt
- 89 **Jonas HOUSERIGHT** .....LB, 6-0, 205, r-So.  
Gate City, Va., Gate City, Nic Colobro
- 19 **Josh HYMAN†\*\*** .....SE, 5-11, 192, r-Jr.  
Chesapeake, Va., Deep Creek, David Cox
- 42 **Kenny JEFFERSON** .....FB, 5-9, 222, r-Fr.  
Port Tobacco, Md., DeMatha Catholic, Bill McGregor
- 61 **Scott KING** .....DS, 6-1, 277, Jr.  
Radford, Va., Radford, Norm Lineburg
- 53 **Nick LEESON\*\*** .....DS, 6-2, 255, r-Sr.  
Abingdon, Va., Abingdon, Scott Allen
- 38 **Elan LEWIS** .....TB, 5-8, 238, r-Fr.  
Hampton, Va., Phoebus, Bill Dee
- 20 **Kenny LEWIS, Jr.** .....TB, 5-9, 195, Fr.  
Danville, Va., George Washington, Everett Woods
- 62 **Zac LOWE** .....C, 6-1, 280, Sr.  
Bridgewater, Va., Turner Ashby, Joe Taylor
- 67 **Nick MARSHMAN\*** .....OT, 6-5, 351, r-So.  
Harrisonburg, Va., Turner Ashby, Joe Taylor
- 41 **Cam MARTIN** .....FS, 6-1, 207, r-Fr.  
Martinsville, Va., George Washington, Dan Newell
- 90 **Orion MARTIN††\*** .....DE, 6-2, 250, r-So.  
Martinsville, Va., George Washington, Everett Woods
- 69 **Danny McGRATH\*** .....C, 6-2, 290, r-Sr.  
Herndon, Va., Herndon, Tom Meier
- 54 **Bart McMILLIN** .....DS, 6-0, 230, r-Jr.  
Bristol, Tenn., Tennessee, Greg Stubbs
- 15 **Roland MINOR\*\*** .....CB, 6-0, 203, r-Jr.  
Washington, D.C., H.D. Woodson, Greg Fuller
- 2 **Josh MORGAN†\*\*** .....SE, 6-1, 219, Jr.  
Washington, D.C., H.D. Woodson, Greg Fuller
- 28 **Brandon ORE\*** .....TB, 5-11, 202, r-So.  
Chesapeake, Va., Indian River, Cadillac Harris
- 46 **Brandon PACE\*\*\*** .....PK, 5-10, 194, r-Sr.  
Virginia Beach, Va., Kellam, Chris Dewitt
- 25 **D.J. PARKER†\*\*** .....FS, 5-11, 194, Jr.  
Hampton, Va., Phoebus, Bill Dee
- 32 **Jake PATTEN** .....ROV, 6-0, 210, Sr.  
Chantilly, Va., Chantilly, Ken Kincaid

- 44 **Devin PEREZ†** .....FB, 5-8, 246, r-So.  
Sparta, N.J., Pope John XXIII, Vic Paternostro
- 35 **Dustin PICKLE** .....TB, 5-10, 194, So.  
Salem, Va., Salem, Stephen Magenbauer
- 24 **Dorian PORCH** .....ROV, 5-11, 203, r-Fr.  
Calhoun, Ga., Gordon Central, Bill Long
- 99 **Carlton POWELL\*\*** .....DT, 6-2, 294, r-Jr.  
Chesapeake, Va., Great Bridge, Noble Palmer
- 48 **Cory PRICE** .....FS, 5-10, 191, Sr.  
Blacksburg, Va., Blacksburg, Dave Crist
- 70 **Sergio RENDER** .....OG, 6-3, 320, Fr.  
Newnan, Ga., Newnan, Robert Herring
- 75 **Kory ROBERTSON\*** .....DT, 6-2, 335, r-Jr.  
Martinsville, Va., Magna Vista, Joe Beckelheimer
- 36 **Aaron ROUSE\*\*\*** .....ROV, 6-4, 227, r-Sr.  
Virginia Beach, Va., First Colonial, Sam Scarborough
- 4 **Eddie ROYAL\*\*** .....FL, 5-10, 181, Jr.  
Herndon, Va., Westfield, Tom Verbanic
- 14 **Brian SAUNDERS** .....QB/P, 6-0, 200, Fr.  
Roseland, Va., Nelson County
- 23 **Nic SCHMITT\*** .....P, 6-2, 276, r-Sr.  
Salem, Va., Salem, Willis White
- 58 **Ryan SHUMAN** .....OG/C, 6-3, 318, r-So.  
Fork Union, Va., Fork Union, Mickey Sullivan
- 63 **Watson STELLY†** .....DT, 6-1, 286, Jr.  
Richmond, Va., Benedictine, Gene Smith
- 45 **Purnell STURDIVANT\*** LB, 5-10, 216, r-So.  
Fork Union, Va., Lake Taylor, Hank Sawyer
- 56 **Demetrius TAYLOR** .....LB, 6-0, 233, r-Fr.  
Virginia Beach, Va., Kellam, Chris DeWitt
- 95 **Cordarrow THOMPSON** ..DT, 6-2, 334, r-Fr.  
Stafford, Va., North Stafford, Eric Cooke
- 72 **Matt TILLEY** .....DE, 6-2, 257, So.  
Pulaski, Va., Pulaski County, Joel Hicks
- 22 **Stephan VIRGIL** .....CB, 5-11, 185, Fr.  
Rocky Mount, N.C., Rocky Mount, B.W. Holt
- 30 **Cary WADE\*\*\*** .....FS, 5-10, 190, r-Sr.  
Fairfax, Va., Robinson, Mark Bendorf
- 85 **Ed WANG** .....TE, 6-5, 268, r-Fr.  
Ashburn, Va., Stone Bridge, Mickey Thompson
- 33 **Brett WARREN\*\*** .....LB, 6-0, 227, Jr.  
Clifton, Va., Centreville, Mike Skinner
- 39 **Carlton WEATHERFORD** FB, 5-10, 230, r-Jr.  
Danville, Va., Tunstall, Buddy Brown
- 51 **Matt WELSH** .....OG, 6-4, 295, r-So.  
Clifton, Va., Centreville, Mike Skinner
- 83 **Sam WHEELER†** .....TE, 6-3, 252, r-Fr.  
Blacksburg, Va., Blacksburg, Dave Crist
- 3 **Ike WHITAKER** .....QB, 6-4, 204, r-Fr.  
Germantown, Md., Northwest, Randy Trivers

## Pronunciation Guide

XAVIER ADIBI .....ZAY-vee-ur uh-DEE-bee  
Mason BAGGETT .....BAG-it  
NEKOS Brown .....NEE-kose  
Noland BURCHETTE .....bur-CHET  
Jared DEVELLI .....duh-VELL-eee  
Jud DUNLEVY .....DUN-lee-vee  
ELAN Lewis .....EE-lin  
ORION Martin .....Oh-RYE-in (O'Ryan)  
Aaron ROUSE .....rhymes with house  
CORDARROW Thompson .....Core-DARE-oh  
STEPHAN Virgil .....STEFF-un

\* varsity letter

† also attended Hargrave Military Academy (Va.)

‡ also attended Fork Union Military Academy (Va.)

†† also attended Hargrave (one semester) and Norfolk State University (one semester)





# HOKIES

- 1 Victor Harris ..... CB
- 2 Josh Morgan ..... SE
- 3 Ike Whitaker ..... QB
- 4 Eddie Royal ..... FL
- 6 Andrew Bowman ..... LB
- 7 Sean Glennon ..... QB
- 8 Greg Boone ..... TE
- 9 Vince Hall ..... LB
- 11 Xavier Adibi ..... LB
- 12 Cory Holt ..... QB
- 13 Corey Gordon ..... LB
- 14 Brian Saunders ..... QB/P
- 15 Roland Minor ..... CB
- 17 Kam Chancellor ..... CB
- 18 Brandon Flowers ..... CB
- 19 Josh Hyman ..... SE
- 20 Kenny Lewis, Jr. .... TB
- 21 Ryan Hash ..... CB
- 22 Stephan Virgil ..... CB
- 23 Nic Schmitt ..... P
- 24 Dorian Porch ..... ROV
- 25 D.J. Parker ..... FS
- 26 Cody Grimm ..... LB
- 28 Brandon Ore ..... TB
- 29 Chad Grimm ..... LB
- 30 Cary Wade ..... FS
- 31 Brenden Hill ..... LB
- 32 Jake Patten ..... ROV
- 33 Brett Warren ..... LB
- 34 George Bell ..... TB
- 35 Dustin Pickle ..... TB
- 36 Aaron Rouse ..... ROV
- 37 Jesse Allen ..... FB
- 38 Elan Lewis ..... TB
- 39 Carlton Weatherford ..... FB
- 41 Cam Martin ..... FS
- 42 Kenny Jefferson ..... FB
- 43 Billy Gorham ..... FB
- 44 Devin Perez ..... FB
- 45 Purnell Sturdivant ..... LB
- 46 Brandon Pace ..... PK
- 47 Nekos Brown ..... DE
- 48 Cory Price ..... FS
- 49 Chris Ellis ..... DE
- 51 Matt Welsh ..... OG
- 53 Nick Leeson ..... DS
- 54 Bart McMillin ..... DS
- 56 Demetrius Taylor ..... LB
- 58 Ryan Shuman ..... OG/C
- 59 Barry Booker ..... DT
- 60 Chris Burnett ..... DT
- 61 Scott King ..... DS
- 62 Zac Lowe ..... C
- 63 Watson Stelly ..... DT
- 64 Richard Graham ..... OT
- 66 Brandon Holland ..... OG
- 67 Nick Marshman ..... OG
- 68 Mason Baggett ..... OG/C
- 69 Danny McGrath ..... C
- 70 Sergio Render ..... OG
- 72 Matt Tilley ..... DE
- 74 Brandon Frye ..... OT
- 75 Kory Robertson ..... DT
- 76 Duane Brown ..... OT
- 77 Brandon Gore ..... OT
- 80 Justin Born ..... FL
- 81 Justin Harper ..... SE
- 82 Brandon Dillard ..... FL
- 83 Sam Wheeler ..... TE
- 85 Ed Wang ..... TE
- 86 Omar Hashish ..... DE
- 87 David Clowney ..... FL
- 89 Jonas Houseright ..... LB
- 90 Orion Martin ..... DE
- 92 Jud Dunlevy ..... PK
- 95 Cordarrow Thompson ..... DT
- 96 Noland Burchette ..... DE
- 97 Brent Bowden ..... P
- 98 Jared Develli ..... PK
- 99 Carlton Powell ..... DT

# Tech vs. Georgia

# BULLDOGS

- 1 Mohamed Massaquoi ..... SE
- 2 Asher Allen ..... SC
- 3 Bryan Evans ..... SC
- 4 Sean Bailey ..... FLK
- 5 CJ Byrd ..... FS
- 6 Kregg Lumpkin ..... TB
- 7 Matthew Stafford ..... QB
- 8 Paul Oliver ..... WC
- 10 Donavon Baldwin ..... ROV
- 11 Ramarcus Brown ..... WC
- 12 Brandon Miller ..... SLB
- 13 Joe Tereshinski III ..... QB
- 14 Joe Cox ..... QB
- 15 Blake Barnes ..... QB
- 15 Rowdy Francis ..... FS
- 16 Kris Durham ..... SE
- 18 A.J. Bryant ..... FLK
- 19 Ramarcus Brown ..... DT
- 22 Bo Stansell ..... PK
- 23 Prince Miller ..... DB
- 25 Tra Battle ..... ROV
- 26 Brian Mimbs ..... P
- 27 Mikey Henderson ..... FLK
- 28 Danny Ware ..... TB
- 30 Kelin Johnson ..... FS
- 32 Joseph O'Keefe ..... ROV
- 33 Dannell Ellerbe ..... WLB
- 36 Brannan Southerland ..... FB
- 38 Marcus Howard ..... DE
- 39 Jason Johnson ..... TB
- 39 Ben Wilson ..... PK
- 41 Roderick Battle ..... DE
- 42 Danny Verdun Wheeler ..... SLB
- 43 Tony Taylor ..... WLB
- 44 Marcus Washington ..... MLB
- 45 Jarvis Jackson ..... MLB
- 46 Stephen White ..... FB
- 47 Andrew Williams ..... FS
- 48 Tommy Watkins ..... WLB
- 52 Darius Dewberry ..... LB
- 53 Chris Gauder ..... WLB
- 54 Dale Dixon ..... DT
- 55 Jeremy Lomax ..... DE
- 56 Geno Atkins ..... DL
- 57 Benjamin Boyd ..... LB
- 59 Bo Fowler ..... SN
- 60 Charles Krauth ..... LB
- 61 Michael Turner ..... TT
- 63 Chris Davis ..... OL
- 65 Jeff Henson ..... SN
- 67 Chester Adams ..... TG
- 68 Chris Abbott ..... SG
- 69 Alex Speight ..... OL
- 70 Nick Jones ..... C
- 71 Justin Lyles ..... DT
- 72 Daniel Inman ..... TT
- 73 Micky White ..... OL
- 75 Fernando Velasco ..... SG
- 76 Seth Watts ..... TG
- 79 Ken Shackelford ..... ST
- 80 Mario Raley ..... SE
- 82 Michael Moore ..... FLK
- 84 Coleman Watson ..... TE
- 86 Tripp Chandler ..... TE
- 87 Martez Milner ..... TE
- 88 Kenneth Harris ..... FLK
- 89 Trahern Holden ..... TE
- 90 Ray Gant ..... DT
- 91 Kade Weston ..... DT
- 93 Andy Bailey ..... PK
- 94 Quentin Moses ..... DE
- 95 Gordon Ely-Kelso ..... P
- 95 Jeff Owens ..... DT
- 96 Brandon Coutu ..... PK
- 98 Tripp Taylor ..... FB
- 99 Charles Johnson ..... DE

## When TECH Has the Ball

### Virginia Tech Offense (Multiple)

- SE 2 **Josh Morgan** (6-1, 219, Jr.) OR
- 81 **Justin Harper** (6-4, 204, Jr.)
- 19 Josh Hyman (5-11, 192, r-Jr.)
- TE 83 **Sam Wheeler** (6-3, 253, r-Fr.) OR
- 8 **Greg Boone** (6-3, 281, r-Fr.)
- 85 Ed Wang (6-5, 268, r-Fr.)
- LT 74 **Brandon Frye** (6-4, 311, r-Sr.)
- 67 Nick Marshman (6-5, 351, r-So.)
- LG 58 **Ryan Shuman** (6-3, 318, r-So.)
- 77 Brandon Gore (6-5, 357, r-Sr.)
- RC 69 **Danny McGrath** (6-2, 290, r-Sr.)
- 68 Mason Baggett (6-1, 290, r-Sr.)
- RG 70 **Sergio Render** (6-3, 320, Fr.)
- 51 Matt Welsh (6-4, 295, r-So.)
- RT 76 **Duane Brown** (6-5, 290, r-Jr.)
- 64 Richard Graham (6-6, 286, r-Fr.)
- TB 28 **Brandon Ore** (5-11, 202, r-So.) OR
- 20 **Kenny Lewis, Jr.** (5-9, 195, Fr.)
- FB 37 **Jesse Allen** (6-0, 247, r-Sr.)
- 39 Carlton Weatherford (5-10, 230, r-Jr.)
- QB 7 **Sean Glennon** (6-4, 221, r-So.)
- 3 Ike Whitaker (6-4, 204, r-Fr.)
- FL 4 **Eddie Royal** (5-10, 181, Jr.)
- 87 David Clowney (6-1, 179, Sr.)

### Georgia Defense (4-3)

- DE 99 **Charles Johnson** (6-2, 270, Jr.)
- 41 Roderick Battle (6-4, 248, r-Fr.)
- DT 54 **Dale Dixon** (6-2, 305, Sr.)
- 95 Jeff Owens (6-3, 290, So.)
- DT 90 **Ray Gant** (6-2, 277, Sr.)
- 91 Kade Weston (6-5, 315, r-Fr.)
- DE 94 **Quentin Moses** (6-5, 257, Sr.)
- 38 Marcus Howard (6-2, 222, Jr.)
- 55 Jeremy Lomax (6-4, 230, r-So.)
- SLB 42 **Danny Verdun Wheeler** (6-2, 248, Sr.)
- 12 Brandon Miller (6-4, 254, Jr.)
- 52 Darius Dewberry (6-3, 224, Fr.)
- MLB 45 **Jarvis Jackson** (6-2, 226, Sr.)
- 44 Marcus Washington (6-0, 248, So.)
- WLB 43 **Tony Taylor** (6-1, 237, Sr.)
- 42 Danny Verdun Wheeler (6-2, 248, Sr.)
- SC 3 **Brian Mimbs** (5-11, 181, r-Fr.)
- 11 Ramarcus Brown (5-11, 173, r-So.)
- FS 30 **Kelin Johnson** (6-1, 194, Jr.)
- 5 CJ Byrd (6-2, 187, So.)
- ROV 25 **Tra Battle** (5-11, 176, Sr.)
- 10 Donavon Baldwin (6-2, 193, r-Fr.)
- WC 8 **Paul Oliver** (6-0, 208, Jr.)
- 2 Asher Allen (5-10, 188, Fr.)

## When GEORGIA Has the Ball

### Virginia Tech Defense (4-3)

- DE 49 **Chris Ellis** (6-5, 260, r-Jr.)
- 90 Orion Martin (6-2, 250, r-So.)
- DT 99 **Carlton Powell** (6-2, 294, r-Jr.)
- 75 Kory Robertson (6-2, 339, r-Jr.)
- DT 59 **Barry Booker** (6-4, 280, r-Jr.)
- 95 Cordarrow Thompson (6-2, 334, r-Fr.)
- DE 96 **Noland Burchette** (6-2, 263, r-Sr.)
- 47 Nekos Brown (6-2, 236, Fr.)
- ILB 9 **Vince Hall** (6-0, 240, r-Jr.)
- 6 Andrew Bowman (5-11, 230, r-So.)
- ILB 11 **Xavier Adibi** (6-2, 221, r-Jr.)
- 45 Purnell Sturdivant (5-10, 216, r-So.)
- OLB 31 **Brenden Hill** (6-2, 211, r-Sr.)
- 13 Corey Gordon (6-2, 226, r-Jr.)
- ROV 36 **Aaron Rouse** (6-4, 227, r-Sr.) OR
- 30 Cary Wade (5-10, 190, r-Sr.)
- BC 18 **Brandon Flowers** (5-10, 190, r-So.)
- 17 Kam Chancellor (6-4, 217, Fr.)
- FS 25 **D.J. Parker** (5-11, 194, Jr.)
- 30 Cary Wade (5-10, 190, r-Sr.)
- FC 1 **Victor "Macho" Harris** (6-0, 200, So.) OR
- 15 Roland Minor (6-0, 203, r-Jr.)

### Georgia Offense (Multiple)

- SE 1 **Mohamed Massaquoi** (6-1, 196, Sr.)
- 88 Kenneth Harris (6-3, 212, r-So.)
- ST 79 **Ken Shackelford** (6-5, 325, Sr.)
- 61 Michael Turner (6-4, 287, Sr.)
- SG 75 **Fernando Velasco** (6-4, 327, Jr.)
- 76 Seth Watts (6-4, 313, r-So.)
- C 70 **Nick Jones** (6-3, 296, Sr.)
- 75 Fernando Velasco (6-4, 327, Jr.)
- TG 67 **Chester Adams** (6-4, 320, Sr.)
- 76 Seth Watts (6-4, 313, r-So.)
- TT 72 **Daniel Inman** (6-4, 316, Sr.)
- 75 Fernando Velasco (6-4, 327, Jr.)
- TE 87 **Martez Milner** (6-4, 255, Sr.)
- 86 Tripp Chandler (6-6, 262, So.)
- QB 7 **Matthew Stafford** (6-3, 228, Fr.)
- 13 Joe Tereshinski III (6-3, 223, Sr.)
- FB 36 **Brannan Southerland** (6-0, 244, r-So.)
- 39 Jason Johnson (5-9, 211, Jr.)
- TB 6 **Kregg Lumpkin** (6-1, 224, Jr.)
- 28 Danny Ware (6-1, 222, Jr.)
- FL 18 **A.J. Bryant** (6-2, 199, Jr.)
- 16 Kris Durham (6-5, 202, Fr.)
- 27 Mikey Henderson (5-10, 163, Jr.)

## On Special Teams

### Virginia Tech


- P 23 **Nic Schmitt** (6-2, 276, r-Sr.)
- 97 Brent Bowden (6-2, 197, r-Fr.)
- FG/PAT 46 **Brandon Pace** (5-10, 194, r-Sr.)
- 98 Jared Develli OR 92 Jud Dunlevy
- Punt Snap 53 **Nick Leeson** (6-2, 255, r-Sr.)
- 54 Bart McMillin (6-0, 225, r-Jr.)
- FG/PAT Snap 61 **Scott King** (6-1, 277, Jr.)
- 53 Nick Leeson (6-2, 255, r-Sr.)
- FG/PAT Hold 23 **Nic Schmitt** (6-2, 276, r-Sr.)
- 97 Brent Bowden (6-2, 197, r-Fr.)
- 98 **Jared Develli** (6-0, 230, Jr.)
- 46 Brandon Pace OR 92 Jud Dunlevy
- KO 4 **Eddie Royal** (5-10, 181, Jr.) AND
- 2 **Josh Morgan** (6-1, 219, Jr.)
- KR 4 **Eddie Royal** (5-10, 181, Jr.)
- PR 2 **Josh Morgan** OR 1 Victor "Macho" Harris

### Georgia

- P 95 **Gordon Ely-Kelso** (6-2, 227, Sr.)
- 26 Brian Mimbs (5-11, 198, r-So.)
- PK 95 **Gordon Ely-Kelso** (6-2, 227, Sr.) OR
- 93 Andy Bailey (6-2, 226, Jr.)
- 39 Ben Wilson (6-0, 208, r-So.)
- SN 65 **Jeff Henson** (6-3, 248, Jr.)
- 59 Bo Fowler (6-2, 207, So.)
- H 26 **Brian Mimbs** (5-11, 198, r-So.)
- 15 Rowdy Francis (5-10, 184, r-So.)
- PR 27 **Mikey Henderson** (5-10, 163, Jr.)
- 2 Asher Allen (5-10, 188, Fr.)
- KR 2 **Asher Allen** (5-10, 188, Fr.)
- 28 Danny Ware (6-1, 222, Jr.)

# THE HOKIES

## Player Profile Updates



**11**  
**Xavier Adibi**

Linebacker • 6-2 • 226 • r-Jr.  
Hampton, Va. • Phoebus H.S.

A big-play man who earned second-team All-ACC honors ... Has started every game over the past two seasons ... Contributed key plays in each of the Hokies' last three conference games ... Intercepted a pass to set up the winning touchdown at Miami ... Returned a fumble for a TD to ice a win at No. 14 Wake Forest ... Forced a fumble with a sack to pave the way for Tech's first touchdown against Virginia ... Is second on the team in tackles (78) and tied for second in interceptions (3) ... Shares the ACC lead in forced fumbles with three ... Plays fast, smart and aggressive.

**2006:** Has started all 12 games at the backer position, seeing action on 647 plays ... Also chipped in 93 plays on special teams ... Finished the regular season with 78 total tackles, three sacks, three interceptions, three passes broken up and three forced fumbles ... Had seven tackles, including one behind the line, in the opener against Northeastern ... Also picked up a quarterback hurry ... Intercepted a pass and returned it 40 yards to set up Tech's first touchdown at UNC ... Led the team with eight tackles ... Played every defensive down against Cincinnati ... Contributed 13 tackles and forced a fumble ... Was in for every defensive play against Georgia Tech, contributing nine tackles, including a sack ... Picked up a shoulder stinger in the Southern Miss game ... Came back against Clemson and set up a touchdown with an interception ... Also had five tackles and broke up two more passes ... Won ACC Defensive Lineman of the Week honors after posting nine tackles, two hurries, a sack, a forced fumble and an interception at Miami ... His pick in


that game set up Tech's winning TD ... Was in on five tackles against Kent State ... Picked up a fumble and returned it 35 yards for a key touchdown at Wake Forest ... Set up Tech's first touchdown against Virginia by causing a fumble with a sack at the UVa 12 earning ACC Defensive Lineman of the Week honors again ... Also contributed eight tackles and another tackle for loss.

**Personal:** Xavier Oyekola Adibi ... Born 10/18/84 in Stillwater, OK ... Son of Abiodun and Leanne Adibi ... Brother of former Tech defensive end Nathaniel Adibi ... Majoring in apparel, housing and resource management.

Tackles	G	UT	AT	Tot.	Loss	Sacks
2004	7	21	4	25	4.5- 20	2.0- 14
2005	13	28	41	69	7.0- 17	3.0- 7
2006	12	27	51	78	5.5 14	3.0- 9
Career	32	76	96	172	17.0- 51	8.0- 30

2006 Tackles Game-by-Game						
NE	1	3	4	7	1- 2	0- 0
at UNC	1	3	5	8	0.5- 1	0- 0
DUKE	1	0	4	4	0- 0	0- 0
UC	1	2	11	13	0.5- 1	0- 0
GT	1	4	5	9	1- 2	1- 2
at BC	1	3	2	5	0- 0	0- 0
USM	1	0	3	3	0- 0	0- 0
CU	1	2	3	5	0- 0	0- 0
at UM	1	7	2	9	1- 5	1- 5
KENT	1	2	3	5	0- 0	0- 0
at WF	1	0	2	2	0- 0	0- 0
UVa	1	1	7	8	1.5- 3	1- 2

Interceptions	G	No.	Yds.	Avg.	TD	LG
2004	7	1	0	0.0	0	0
2005	13	2	50	25.0	1	25
2006	12	3	49	16.3	0	40
Career	32	6	99	16.5	1	40

**37**  
**Jesse Allen**

Fullback • 6-0 • 247 • r-Sr.  
Monson, Mass. • Pathfinder Regional H.S.

A powerful blocker who handles the bulk of the fullback duties when the Hokies opt to use a two-back set ... Does a good job catching the ball out of the backfield ... One of Tech's top performers in the weight room ... Started his career as a walk-on and earned a scholarship with his hard work and dedication.

**2006:** Turned in a personal-best 575-pound back squat during preseason testing ... Started at fullback in all six games in which the Hokies opened with two backs ... Has played 158 plays on offense, catching four passes for 47 yards ... Also worked 90 plays on Tech's kickoff return unit and the field goal and extra point squad ... Started and played 16 plays against Northeastern, catching one pass for 3 yards ... Saw action on 23 snaps at UNC ... Had a 1-yard carry in the Duke game ... Caught a 5-yard pass against Georgia Tech ... Played seven offensive snaps against BC and six versus USM ... Was in on 11 plays in the Clemson game ... Played 21 offensive snaps and caught a career-long 28-yard pass at Miami to help set up a Tech field goal ... Hauled in an 11-yard pass during the win at Wake Forest ... Played 19 offensive snaps against Virginia and carried the football once for a 2-yard gain.

**Personal:** Jesse Lee Allen ... Born 10/22/83 in Springfield, MA ... Son of Tim and Sharron Allen ... Majoring in apparel, housing and resource management.

Receiving	G	No.	Yds.	Avg.	TD	LG
2004	10	3	24	8.0	1	13
2005	13	3	15	5.0	1	7
2006	12	4	47	11.8	0	28
Career	35	10	86	8.6	2	28





68


Mason Baggett

Center • 6-1 • 290 • Sr.  
Richmond, Va. • James River H.S.

A valuable backup along the offensive line, working at guard as well as center ... Helped pick up the slack when starting guard Ryan Shuman was injured ... Saw limited action at both positions during the season ... Joined the team as a walk-on and worked hard to earn a spot on the travel team ... Considered the backup at center, but has seen his action at guard this year late in the game.

**2006:** Made the dress squad with preseason work ... Bench pressed 420 pounds and turned in a 615-pound back squat ... Has seen action in six games ... Played 17 snaps against Northeastern, grading 88 percent ... Saw action on two plays at guard at North Carolina ... Graded 100 percent on seven plays in the Duke game ... Was in for nine offensive plays in the Southern Miss game ... Played three downs at Wake Forest and four more in win over Virginia.


**Personal:** Mason Christopher Baggett ... Born 8/16/83 ... Son of Thomas and Jane Baggett ... Majoring in human nutrition, foods and exercise.



Mason Baggett



George Bell



34

George Bell


Tailback • 5-10 • 224 • r-So.  
Fayetteville, N.C. • Jack Britt H.S.

A strong, physical runner who is a load to tackle ... Saw action early in the season, but missed a good portion of the season in order to rest his knees ... Showed his determination and desire when he returned to play an important role late in the season ... Picked up some key yards on the ground in wins against Wake Forest and Virginia ... Works as hard as anyone on the team.

**2006:** Slowed by a sore knee at the start of the season ... Scored a touchdown on a 1-yard plunge against Northeastern ... Had 30 yards rushing on eight carries in that game ... Rushed three times for 8 yards in the UNC game ... Sat out the Duke and Cincinnati games with sore knees ... Returned to practice but did not participate in contact ... Dressed for the Clemson game but did not play ... Returned to action in the Wake Forest game, carrying 10 times for 28 yards ... Scored Tech's first touchdown in the win over Virginia with a 1-yard run ... Played 26 downs and finished the game with 14 carries for 41 yards.

**Personal:** George Washington Bell, III ... Born 10/28/85 ... Son of Janet and Jeff Polk ... Enrolled in human development.

Rushing	G	No.	Yds.	Avg.	TD	LG
2005	11	42	192	4.6	2	27
2006	4	35	107	3.1	2	13
Career	15	77	299	3.9	4	27



59

Barry Booker

Defensive Tackle • 6-4 • 280 • r-Jr.  
Amherst, Va. • Amherst H.S.

Is playing well during his first year as a starter ... Has shown steady progress and the ability to make plays ... Uses his athleticism to lead the defensive line in tackles ... Made a key fourth-down stop during win at No. 14 Wake Forest.

**2006:** Moved into the starting lineup during the preseason and has started every game ... Played 493 downs on defense and 31 on special teams during the regular season ... Has posted 49 tackles, seven behind the line ... Tied for third on the team with 12 quarterback hurries ... Made his first collegiate start in the Northeastern game ... Played 29 defensive downs and posted two tackles ... Had three tackles, one for a loss, broke up a pass and had a quarterback hurry in the win at UNC ... Contributed a pair of quarterback hurries in the Duke game ... Was all over the field against Cincinnati, posting 10 tackles, including 2.5 for loss, a shared sack, and a hurry ... Registered six tackles, including one for a 3-yard loss, against Georgia Tech ... Posted six tackles against Southern Miss, registering a sack for a 16-yard loss that caused a fumble ... Was in on four tackles against Clemson and added a fumble recovery and a QB hurry ... Registered three tackles, two hurries and a batted pass at Miami ... Also caused an interception in that game ... Had a key fourth-down stop near the Tech goal line at Wake Forest ... Finished the game with five tackles, one behind the line, and two hurries ... Was in on four tackles, including one behind the line, against Virginia.


**Personal:** Barry Nathaniel Booker, Jr. ... Born 11/13/85 in Fort Campbell, KY ... Son of Barry and Patsy Booker ... Enrolled in apparel, housing and resource management.

Tackles	G	UT	AT	Tot.	Loss	Sacks
2004	1	1	1	2	0- 0	0- 0
2005	12	2	11	13	2- 9	0- 0
2006	12	15	34	49	7- 41	1.5- 21
Career	25	18	46	64	9- 50	1.5- 21

2006 Tackles Game-by-Game	G	UT	AT	Tot.	Loss	Sacks
NE	1	1	1	2	0- 0	0- 0
at UNC	1	1	2	3	0.5- 2	0- 0
DUKE	1	0	1	1	0- 0	0- 0
UC	1	4	6	10	2.5- 12	0.5- 5
GT	1	1	5	6	1- 3	0- 0
at BC	1	2	1	3	1- 5	0- 0
USM	1	1	5	6	1- 16	1- 16
CU	1	0	4	4	0- 0	0- 0
at UM	1	1	2	3	0- 0	0- 0
KENT	1	0	2	2	0- 0	0- 0
at WF	1	4	1	5	0.5- 1	0- 0
UVa	1	0	4	4	0.5- 2	0- 0





Greg Boone



8

**Greg Boone**

**Tight End • 6-3 • 281 • r-Fr.**  
Chesapeake, Va. • Oscar Smith H.S.

Has seen action in 11 games after accepting a temporary move from quarterback to tight end ... Picked up nine starts, mostly in Tech's two tight end sets ... Has outstanding size and athleticism, but is having his share of ups and downs adjusting to the new position.

**2006:** Accepted a move from quarterback to tight end during the preseason ... Started and played 39 plays against Northeastern ... Caught one pass for 5 yards ... Started and caught a 41-yard touchdown pass from Ike Whitaker against North Carolina ... Was in for 29 plays against Duke and had a knockdown block ... Started and played 43 offensive snaps against Cincinnati ... Had a reception for nine yards ... Played 34 snaps at BC and 39 versus USM, but did not have a catch in either game ... Picked up 23 snaps in both the Clemson and Miami games ... Injured his ankle after 13 plays against Kent State ... Missed the Wake Forest game ... Had one play on special teams against Virginia ... Caught four passes for 58 yards and one TD on the season ... Has seen action on 288 plays at tight end and 72 on special teams.

**Personal:** Greg Eugene Boone ... Born 9/14/86 in Norfolk, VA ... Son of Nora and Larry Evans ... Enrolled in university studies.

Receiving	G	No.	Yds.	Avg.	TD	LG
2006	11	4	58	14.5	1	41



6


**Andrew Bowman**

**Linebacker • 5-11 • 230 • r-So.**  
Glen Allen, Va. • Hermitage H.S.

The backup to Vince Hall at the mike linebacker position ... Also serves as a reserve on the kickoff team and the extra point and field goal block teams ... One of only five players to earn a superior rating for meeting all of his six goals during preseason strength and conditioning testing.

**2006:** Works at linebacker ... Has seen limited duty in three games ... Was in for a play on special teams against Duke ... Saw action at linebacker on five plays against Southern Miss ... Also had a special team play in that game ... Was in briefly at linebacker against Kent State.

**Personal:** Andrew Lacy Bowman, Jr. ... Born 3/6/86 in Richmond, VA ... Son of Andrew, Sr., and Gwen Bowman ... Majoring in apparel, housing and resource management.



76

**Duane Brown**


**Offensive Tackle • 6-5 • 290 • r-Jr.**  
Richmond, Va. • Hermitage H.S.

Has been on the field more than any other player on the team in 2006 ... Combined for 806 total plays between tackle and special teams during the regular season ... Earned second-team All-ACC recognition ... Is as athletic as they come at the tackle position ...

Got downfield and made four tackles on punt coverage ... Also blocked a field goal ... Has played a key leadership role ... Started his Tech career as a tight end ... Voted state Offensive Lineman/End of the Year by the Richmond Touchdown Club.

**2006:** Has started every game at right tackle and on special teams ... Leads the team in average grade (87 percent) and is third in knockdown blocks (22) ... Graded out at 92 percent on 40 plays during the opener with Northeastern ... Contributed three knockdown blocks ... Saw action on 47 offensive snaps and 13 special teams plays at UNC ... Graded 89 percent ... Had three knockdowns and graded out 85 percent on 56 offensive plays against Duke ... Graded over 90 percent on two special team units in back-to-back games against Duke and Cincinnati ... Played every offensive snap against UC ... Played all 87 snaps and posted three knockdowns ... Graded out 88 percent at BC and 87 percent versus Southern Miss ... Went the entire way against Clemson, grading 88 percent with a pair of knockdowns ... Graded 89 percent while playing every offensive snap at Miami ... Also blocked a field goal and had a tackle on punt coverage ... Picked up a grade of 88 percent against Kent State ... Graded 90 percent at Wake Forest and contributed five knockdown blocks ... Played all but one series against Virginia.

**Personal:** Duane Anthony Brown ... Born 8/30/85 in Richmond, VA ... Son of Dennis and Myra Brown ... Majoring in apparel, housing and resource management.



47


**Nekos Brown**

**Defensive End • 6-2 • 236 • Fr.**  
Brandywine, Md. • Thomas Stone H.S.

A true freshman who opened the preseason working at linebacker and then moved to defensive end after the UNC game ... Earned his way into the rotation at end ... Has seen action on defense in nine games and on special teams in all 12 ... Has made steady progress during the course of the season, while becoming a regular contributor.

**2006:** Earned a spot on special teams ... Started on the kickoff and punt return/block teams, seeing action on 13 plays against Northeastern and three at UNC ... Played at end on 14 plays against Duke ... Recovered a






Duane Brown

fumble and returned it 12 yards ... Played 11 special teams snaps and was in on a tackle ... Was in on eight defensive plays at BC and contributed a tackle for loss ... Got a season-high 18 plays at end against Southern Miss, while adding a tackle ... Registered a tackle during 12 defensive plays against Clemson ... Added 10 plays on special teams ... Was in on 21 plays at Miami, including 11 on defense ... Contributed two tackles at end ... Posted three tackles during 16 defensive plays against Kent State ... Played 15 defensive snaps and 12 special team plays in win over Wake Forest ... Had 11 plays on defense and 11 on special teams during the Virginia game ... Finished the regular season with 106 plays on defense and 124 on special teams ... Has nine total tackles, including one behind the line ... Also has a fumble recovery and a 12-yard return.

**Personal:** Nekos Laprae-Brooks Brown ... Born 2/18/88 in Prince George's, MD ... Son of Chuck and Jocelyn Brown.

Tackles	G	UT	AT	Tot.	Loss	Sacks
2006	12	3	6	9	0.5	1 0- 0



**96**  
**Noland Burchette**  
Defensive End • 6-2 • 263 • r-Sr.  
Richmond, Va. • Highland Springs H.S.

A veteran who stands as one of the key leaders on the Tech squad ... Plays with a non-stop motor and makes plays ... Leads the team in quarterback hurries with 17 ... Scored his first collegiate touchdown with a fumble return against Kent State.

**2006:** A starter at end ... Closed out the regular season with 43 tackles, including 2.5 sacks and 6.5 behind the line ... Forced a fumble and recovered two ... Was in on three tackles and had a pair of quarterback hurries against Northeastern ... Had five primary tackles and an assist at UNC ... One of those tackles was behind the line ... Posted three tackles, including a sack against Duke ... Registered four tackles against Cincinnati ... Recovered a fumble, shared a sack and had a hurry ... Contributed a tackle for loss and four total tackles in the loss to Georgia Tech ... Had five tackles, including one behind the line against BC ... Turned in a sack and three quarterback hurries in the Southern Miss game ... Added six tackles and forced a fumble ... Posted five tackles and a hurry versus Clemson ... Was in on a tackle for loss at Miami and had three QB hurries ... Snared a fumble in mid-air and returned 15 yards for a TD against Kent State ... Also contributed four tackles and two hurries ... Added two more hurries at Wake Forest and three against Virginia.

**Personal:** Noland Duke Burchette II ... Born 3/23/83 in Richmond, VA ... Son of Noland and Pollie Burchette ... Majoring in sociology.

Tackles	G	UT	AT	Tot.	Loss	Sacks
2003	13	20	21	41	1.0- 8	1.0- 8
2004	12	15	12	27	6.0- 24	3.0- 17
2005	13	8	17	25	4.5- 27	3.0- 25
2006	12	23	20	43	6.5- 21	2.5 15
Career	50	66	70	136	18- 90	9.5- 65

	2006 Tackles Game-by-Game					
NE	1	2	1	3	0- 0	0- 0
at UNC	1	2	4	6	1- 1	0- 0
DUKE	1	1	2	3	1- 4	1- 4
UC	1	1	3	4	1- 3	0.5- 2
GT	1	3	1	4	1- 1	0- 0
at BC	1	5	0	5	1- 1	0- 0
USM	1	2	4	6	1- 9	1- 9
CU	1	3	2	5	0- 0	0- 0
at UM	1	1	1	2	0.5- 2	0- 0
KENT	1	3	1	4	0- 0	0- 0
at WF	1	0	0	0	0- 0	0- 0
UVa	1	0	1	1	0- 0	0- 0




**60**  
**Chris Burnett**  
Defensive Tackle • 6-2 • 266 • r-Sr.  
Blue Ridge, Va. • Liberty-Bedford H.S.

A senior who helps provide depth along the defensive front ... Possesses excellent strength ... Has seen limited action in four games.

**2006:** Tied for the best push jerk on the

team during preseason testing with a lift of 360 pounds ... Played five defensive snaps against Duke ... Played a defensive down in the Southern Miss win ... Got some brief playing time on defense during the Kent State game ... Was in for two defensive plays in the Hokies' win over Virginia.

**Personal:** Christopher William Burnett ... Born 11/2/83 in Roanoke, VA ... Son of Dennis and Wanda Burnett ... Majoring in sociology.



**17**  
**Kam Chancellor**  
Cornerback • 6-4 • 217 • Fr.  
Norfolk, Va. • Maury H.S.

A true freshman who turned heads with his abilities during preseason practice ... Combines size, speed and athleticism with a good awareness of the game ... Showed a knack for blocking kicks during practices ... Has not blocked a kick during the season, but has seen action on a team-high 163 special team plays ... Starts on three special team units and has also seen action at cornerback.

**2006:** Worked at quarterback before moving to cornerback prior to the season opener ... Saw 33 plays at field corner during the Northeastern game ... Had a pair of tackles and broke up a pass ... Also played 13 plays on special teams ... Intercepted a pass at UNC ... Also broke up a pass and added a tackle ... Turned in 16 defensive plays and 13 special team plays in the Duke game ... Recorded a pair of tackles ... Picked up 15 plays on special teams ... Was in on 18 special teams plays against Georgia Tech ... Saw brief duty at corner back against Southern Miss ... Picked up four plays at corner and 12 on special teams in Clemson win, contributing a tackle in each capacity ... Saw action on defense and special teams against Kent State and Wake Forest ... Played 13 special team downs in the Virginia game ... Has played in all 12 games, posting eight tackles, two pass breakups and an interception.

**Personal:** Kameron Darnel Chancellor ... Born 4/3/88 in Norfolk, VA ... Son of Karen Lambert ... Enrolled in university studies.

Tackles	G	UT	AT	Tot.	Loss	Sacks
2006	12	2	6	8	0- 0	0- 0

Interceptions	G	No.	Yds.	Avg.	TD	LG
2006	12	1	4	4.0	0	4



David Clowney


... Missed the Cincinnati game ... Returned against Georgia Tech and grabbed five passes for 58 yards ... Also had two kickoff returns for 44 yards ... Posted five catches for 30 yards at BC ... Hauled in a 19-yard reception against Clemson ... Picked up three catches for 37 yards versus Kent State ... Added four catches for 66 yards in the Wake Forest game ... Had a 12-yard reception and a knockdown block against Virginia.

**Personal:** David Cortez Clowney IV ... Born 7/8/85 in Long Island, NY ... Son of Maria and Tracy Bean ... Graduated in December with a degree in apparel, housing and resource management.

Receiving	G	No.	Yds.	Avg.	TD	LG
2003	12	5	67	13.4	1	27
2004	12	20	263	13.1	2	38
2005	13	34	619	18.2	3	54
2006	11	33	416	12.6	0	60
Career	48	92	1365	14.8	6	60

**2006 Receiving Game-by-Game**

NE	1	5	44	8.8	0	15
at UNC	1	4	18	4.5	0	6
DUKE	1	4	120	30.0	0	60
UC			Did not play			
GT	1	5	58	11.6	0	17
at BC	1	5	30	6.0	0	11
USM	1	1	12	12.0	0	12
CU	1	1	19	19.0	0	19
at UM	1	0	0	0.0	0	0
KENT	1	3	37	12.3	0	14
at WF	1	4	66	16.5	0	35
UVa	1	1	12	12.0	0	12



87

**David Clowney**

Split End • 6-1 • 179 • Sr.  
Delray Beach, Fla. • Atlantic H.S.

Leads the Hokies in pass receptions for the second-straight season ... Bounced back from an early-season appendectomy and missed just one game ... Has moved into a tie with Donald Wayne Snell for seventh place in career receptions at Tech with 92 ... His 60-yard catch against Duke is the longest by a Tech player this season, but he is still looking for his first touchdown of the year ... A speedy big-play threat who also contributes as a blocker and a leader ... The lone senior in Tech's receiving corps.

**2006:** Has contributed 33 catches for 416 yards, while playing in 11 games and starting five ... Caught a career-high five passes in the opener against Northeastern, gaining 44 yards ... Started at flanker at UNC and had four catches for 18 yards ... Caught a 60-yard pass on the first offensive play against Duke ... Finished with four catches for a career-high 120 yards ... Was hospitalized the next week and underwent an emergency appendectomy



98

**Jared Develli**

Place-kicker • 6-0 • 230 • Jr.  
Sterling, Va. • Park View H.S.

Has handled the bulk of Tech's kickoff duties for the third straight season ... Sixty-one percent of his kickoffs have resulted in touchbacks ... Leads all ACC kickoff men with 35 touchbacks ... Has helped Tech rank No. 1 in kickoff coverage among ACC teams.

**2006:** The primary kickoff man ... All five of his kickoffs against Northeastern resulted in touchbacks ... Also attempted a 34-yard field goal in that game, which was blocked ... Had two touchbacks in four kickoffs at UNC ... Registered four touchbacks on six kickoffs in the Duke game ... Picked up five more touchbacks in six kickoffs against Cincinnati ... Had three touchbacks in five kicks against Georgia Tech and touchbacks on both of his

kickoffs at BC ... Put all three of his kickoffs at Miami in the end zone ... Had three more touchbacks in six kickoffs at Wake Forest ... Added a touchback against Virginia to close out the regular season with 35.

**Personal:** Jared Gabriel Develli ... Born 12/28/85 in Loudoun, VA ... Son of Gabe and Jan Develli ... Majoring in history.



92


**Jud Dunlevy**

Place-kicker • 5-9 • 188 • r-Jr.  
Roanoke Rapids, N.C. • Roanoke Rapids H.S.

Backs up Jared Develli for the kickoff duties ... Is also capable of handling the place-kicking duties if needed ... Made a 51-yard field goal during a jayvee game in 2005.

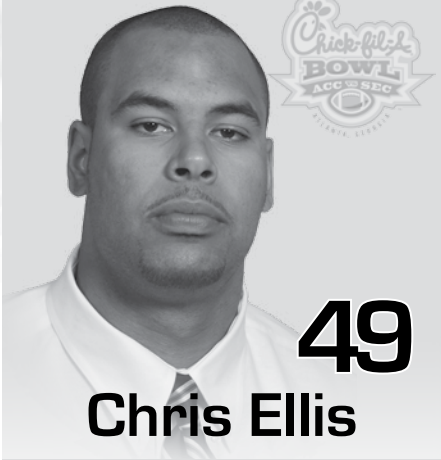
**2006:** Handled two kickoffs against Northeastern and two more at North Carolina ... Had a touchback in each game ... Kicked in jayvee games against Fork Union Military Academy and Hargrave.

**Personal:** Judson Bryce Dunlevy ... Born 10/9/1984 in Rocky Mount, NC ... Son of Keith and Denise Dunlevy ... Majoring in apparel, housing and resource management.



Jared Develli





49

**Chris Ellis**

Defensive End • 6-5 • 260 • r-Jr.  
Hampton, Va. • Bethel H.S.

A key member of Tech's nationally ranked defense ... An 11-game starter at defensive end ... Has the athletic ability to pressure and run down quarterbacks ... Tied for the team lead in sacks with 3.5 ... Ranks second in QB hurries (15) and is tied for second in tackles for loss (7.5) ... Caused a fumble that was returned for a touchdown against Kent State.

**2006:** Made a good showing in the preseason, making five of his six goals in strength and conditioning tests ... Started against Northeastern and had three tackles ... Posted a sack for minus-14 yards, had two QB hurries and shared another tackle for loss ... Slowed by a sore shoulder in the UNC game ... Had a tackle for loss and shared another tackle behind the line on the way to five tackles against Duke ... Hurried the quarterback twice against Cincinnati and added three tackles ... Missed the Georgia Tech game following a violation of team policy ... Was in on just one tackle at BC ... Bounced back to post a sack and five tackles against Southern Miss ... Had a pair of hurries in both games ... Collected two tackles and another hurry in the win over Clemson ... Played one of his best games at Miami with five tackles, two hurries and two pass deflections, one of which resulted in the interception that set up Tech's winning TD ... Forced a fumble that was returned for a touchdown against Kent State and was in on four tackles behind the line, including two sacks ... Posted four tackles, two hurries and a pass breakup at Wake Forest ... Had two tackles and a hurry versus Virginia ... Closed out the regular season with 35 tackles.

**Personal:** Christopher James Ellis ... Born 2/11/85 in Hawaii ... Son of Eric and Laurie Ellis ... Majoring in apparel, housing and resource management.

Tackles	G	UT	AT	Tot.	Loss	Sacks
2004	13	15	18	33	7.5-	33 3.0-
2005	13	16	25	41	11.0-	41 6.0-
2006	11	16	19	35	7.5-	37 3.5-
Career	37	47	62	109	26.0-	111 12.5-

2006 Tackles Game-by-Game						
NE	1	1	2	3	1.5-	15 1- 14
at UNC	1	1	0	1	0-	0 0-
DUKE	1	2	3	5	1.5-	5 0-
UC	1	0	3	3	0-	0 0-

	GT	Did not play				
at BC	1	1	0	1	0-	0 0-
USM	1	2	3	5	1-	2 1-
CU	1	0	2	2	0-	0 0-
at UM	1	2	3	5	0-	0 0-
KENT	1	3	1	4	3.5-	15 1.5-
at WF	1	3	1	4	0-	0 0-
UVa	1	1	2	0.0	0-	0 0-



18

**Brandon Flowers**

Cornerback • 5-10 • 190 • r-So.  
Delray Beach, Fla. • Atlantic H.S. • Hargrave

Is enjoying an outstanding season ... Named first-team All-ACC at cornerback ... Leads the league in passes broken up (18) and passes defended (21) ... Tied for the team lead in sacks with 3.5 ... Has played the most defensive downs of any member of the secondary with 642 ... Earned honorable mention All-America honors from SI.com ... A smart player with excellent ability.

**2006:** Registered an interception, a pass breakup and four tackles as the starting boundary corner against Northeastern ... Added three tackles, a tackle for loss and two pass breakups at North Carolina ... Had two sacks on the way to a six-tackle game against Duke ... Played on every defensive down against Cincinnati ... Contributed seven tackles, broke up a pass and forced a fumble ... Was in on two tackles in the loss to Georgia Tech ... Had a sack, two pass break ups and three tackles in the Southern Miss game ... Was outstanding against Clemson with six tackles, a tackle for loss and two pass breakups ... Had another big game at Miami with two interceptions, three pass breakups and a pair of tackles, including one for a loss ... Broke up three more passes against Kent State and shared a sack ... Posted six tackles, one behind the line, and broke up two passes in win over Wake Forest ... Played every defensive down and contributed three tackles against Virginia ... Has a total of 48 tackles and three interceptions during his 12 starts ... Named second team All-America by Scout.com.

**Personal:** Brandon Lavar Flowers ... Born 2/18/86 in Delray Beach, FL ... Son of Patricia Flowers and Willie Flowers ... Enrolled in sociology.

Tackles	G	UT	AT	Tot.	Loss	Sacks
2004	1	1	0	1	0-	0 0-

2005	13	13	7	20	1.5-	6 0-
2006	12	27	21	48	7.5-	41 3.5-
Career	26	41	28	69	9.0-	47 3.5-

2006 Tackles Game-by-Game						
NE	1	1	3	4	0-	0 0-
at UNC	1	2	1	3	1-	1 0-
DUKE	1	4	2	6	2-	13 2-
UC	1	4	3	7	0-	0 0-
GT	1	0	2	2	0-	0 0-
at BC	1	1	1	2	0-	0 0-
USM	1	2	1	3	1-	6 1-
CU	1	4	2	6	1-	4 0-
at UM	1	2	0	2	1-	1 0-
KENT	1	2	2	4	0.5-	9 0.5-
at WF	1	4	2	6	1-	7 0-
UVa	1	1	2	3	0-	0 0-

Interceptions	G	No.	Yds.	Avg.	TD	LG
2004	1	1	38	38.0	1	38
2005	13	1	15	15.0	0	15
2006	12	3	26	8.7	0	24
Career	26	5	79	15.8	1	38



74

**Brandon Frye**

Offensive Tackle • 6-4 • 311 • r-Sr.  
Myrtle Beach, S.C. • Myrtle Beach H.S.

A first-year starter who has been an important cog along Tech's inexperienced offensive line ... Big, strong and athletic ... Has graded out at 82 percent for the season ... A Super Iron Hokie in the weight room and a winner of the Excalibur Award - the top honor in Tech's strength and conditioning program.

**2006:** Posted a 485-pound bench press during preseason testing ... Moved into left tackle position and has started 10 games ... Played 18 snaps against Northeastern before suffering an elbow injury ... Was fitted with a brace, but did not play at UNC ... Returned to the starting lineup against Duke and played 56 plays with two knockdown blocks ... Graded 80 percent and played every offensive snap in win over Cincinnati ... Played 87 snaps against Georgia Tech, grading 86 percent ... Collected four knockdown blocks during the BC game ... Went the distance against Clemson with one knockdown block ... Also played every offensive snap at Miami ... Missed the Kent State game with an ankle injury ... Returned to the starting lineup at Wake Forest and played 53 plays with two knockdowns ... Played 60 snaps and graded 83 percent against Virginia ... Contributed two knockdown blocks to raise his total to 13.

**Personal:** Brandon Lee Frye ... Born 1/23/83 in Myrtle Beach, SC ... Son of Brenda

Continued on following page

**FRYE** *Continued*

Epps and Stan Rome ... His father played football and basketball at Clemson and went on to play with the NFL Kansas City Chiefs ... Graduated in December with a degree in finance.



Brandon Frye (74) and Sean Glennon

**2006:** Has seen action in all 12 games on either defense or special teams ... Had two tackles and a pass broken up on 20 defensive plays against Northeastern ... Also broke up a pass at North Carolina ... Contributed two tackles against Duke ... Played on special teams versus Cincinnati and Georgia Tech ... Saw action on four defensive plays in the win over Southern Miss ... Played some at both whip linebacker and on special teams against Clemson ... Contributed a tackle against Kent State, while seeing some action on both defense and special teams ... Played on all four kickoff against Virginia.

**Personal:** Corey Daven Gordon ... Born 6/9/84 in Gainesville, FL ... Son of David and Gloria Gordon ... Majoring in human development.



**7**

**Sean Glennon**

Quarterback • 6-4 • 221 • r-Sr.  
Centreville, Va. • Westfield H.S.

Has made good strides during his first season as a starter ... Started in all 12 games, playing over 700 snaps ... Has become the seventh Tech quarterback to pass for over 2,000 yards in a season ... Ranks fourth in the ACC in passing efficiency ... Six of his 11 touchdown passes have covered 47 yards or more.

**2006:** Won the starting job during the fall ... Has hit on 157 of 276 passes for 2,097 yards and 11 touchdowns ... Has been intercepted eight times ... Completed 15 of 18 passes for 222 yards and three touchdowns against Northeastern in his first collegiate start ... Hit on TD passes of 54, 4 and 55 yards ... Tossed one interception ... Passed for just 66 yards in the win at UNC, completing 10 of 17 attempts ... Did not have a TD pass or an interception ... Threw for 301 yards against Duke ... Completed 15 of 25 passes in the game with one interception and two touchdowns ... Was sacked three times and intercepted once by Cincinnati, but tossed a key 47-yard touchdown pass to Justin Harper ... Completed 11 of 23 passes for 188 yards ... Passed for a career-high 339 yards in a losing cause against Georgia Tech ... Equaled a school record with 53 pass attempts, completing 27... Tossed one TD pass and did not have an interception ... Completed 23 of 34 passes for 148 yards at BC, but also tossed two interceptions in the loss ... Threw a 38-yard TD pass to Josh Morgan against Southern Miss ... Picked up his first rushing touchdown during the Clemson win with a 1-yard sneak ... Enjoyed perhaps his best game at Wake Forest, hitting 14 of 21 passes for 252 yards and touchdowns of 49 and 53 yards ... Connected on 12 of 18 passes for 146 yards and one touchdown against Virginia ... Picked up a key first down on a 19-yard run and finished with a personal-best 31 yards on

the ground ... Threw a 49-yard TD pass to Eddie Royal for the second-straight game.

**Personal:** Sean Benjamin Glennon ... Born 9/5/85 in Woodlands, Texas ... Son of John and Nancy Glennon ... Majoring in business.

Passing	G	Att-Comp	Pct.	Yds.	TD	Int
2004	4	11- 8	.72.7	137	2	0
2006	12	276- 157	.56.9	2097	11	8
Career	16	287- 165	.57.5	2234	13	8

**2006 Passing Game-by-Game**

	G	Att-Comp	Pct.	Yds.	TD	Int
NE	1	18- 15	.833	222	3	1
at UNC	1	17- 10	.588	66	0	0
DUKE	1	25- 15	.600	301	2	1
UC	1	23- 11	.478	188	1	1
GT	1	53- 27	.509	339	1	0
at BC	1	34- 23	.676	148	0	2
USM	1	11- 4	.364	100	1	1
CU	1	15- 9	.600	108	0	0
at UM	1	19- 5	.263	86	0	1
KENT	1	22- 12	.545	141	0	0
at WF	1	21- 14	.666	252	2	0
UVa	1	18- 12	.666	146	1	1



**77**


**Brandon Gore**

Offensive Guard • 6-5 • 357 r-Sr.  
Warrenton, Va. • Liberty H.S.

Has played an important role for the Hokies this season ... Was called on to replace injured guard Ryan Shuman early in Tech's game against No. 10 Clemson ... Held his own and ended up starting the final four regular season games ... Has played 352 snaps ... Missed all of spring practice following ankle surgery ... Was subbing at both guard spots before taking over for Shuman.

**2006:** Returned from ankle surgery to take up a backup role along the offensive line ... Worked 17 plays against Northeastern, grading out at 88 percent ... Was in for two plays at UNC and seven versus Duke ... Played 20 snaps in the Georgia Tech game and graded 80 percent ... Got 12 snaps at BC and 16 against Southern Miss ... Took over at guard for injured Ryan Shuman just seven snaps into the Clemson game ... Played 47 snaps, grading 85 percent ... Moved into the starting lineup at Miami and played every offensive snap ... Duplicated that feat again against Kent State ... Graded 86 percent with a pair of knockdowns during the win at Wake Forest ... Played 60 snaps against Virginia with a knockdown and a grade of 83 percent.

**Personal:** Brandon Lee Gore ... Born 11/7/83 in Warrenton, VA ... Son of Tom and Nadine Gore ... Graduated in December with a degree in sociology.



**13**


**Corey Gordon**

Linebacker • 6-2 • 226 • r-Jr.  
Gainesville, Fla. • Gainesville H.S. • Hargrave

Contributes on special teams and as the back up at whip linebacker ... A physical player with good size and speed ... Rates as a good tackler.







64

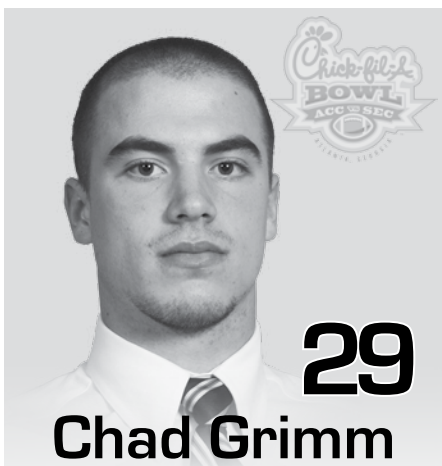
## Richard Graham

Offensive Tackle • 6-6 • 286 • r-Fr.  
Richmond, Va. • St. Christopher's

A young lineman who backs up Duane Brown at right tackle ... Has seen limited action in six games ... Has a good frame, but is still working to add muscle and bulk.

**2006:** Moved into the No. 2 spot at right tackle during the preseason ... Played 17 snaps against Northeastern and two at North Carolina ... Picked up seven offensive snaps against Duke ... Registered his first knockdown block while playing nine snaps against Southern Miss ... Was in for one offensive series at Wake Forest ... Got four more plays under his belt against Virginia.

**Personal:** Richard Warwick Graham, Jr. ... Born 3/30/87 in Richmond, VA ... Son of Elizabeth Graham and Dr. Richard W. Graham ... Majoring in business.



29

## Chad Grimm


Linebacker • 5-10 • 184 • Sr.  
Fairfax, Va. • Oakton H.S.

Serves as a back up on several special team units ... Also works at the whip linebacker position ... A good tackler with football savvy.

**2006:** Works with the punt return and kickoff teams ... Has seen limited playing time in three games ... Picked up three plays at whip linebacker at North Carolina ... Saw brief

action on special teams against Duke ... Was in for a play in the Virginia game.

**Personal:** Chad Russell Grimm ... Born 5/18/85 in Fairfax, VA ... Son of Russ and Karen Grimm ... Father was a member of the Washington Redskins, earning Pro Bowl honors four consecutive years ... Enrolled in sociology.



26

## Cody Grimm

Linebacker • 5-11 • 203 • r-Fr.  
Fairfax, Va. • Oakton H.S.

A young special teams player with a nose for the football ... Leads the team in tackles on kickoffs with nine ... Also starts on the return teams for kickoff and punts.

**2006:** A starter on three different special team units ... Was in on 13 special teams plays in the opener with Northeastern ... Made a tackle on a kickoff at UNC ... Leveled a Duke return man ... Got 11 special teams plays in the Cincinnati game and 11 more versus Georgia Tech ... Posted two tackles on special teams against Southern Miss ... Was in on a special team tackle versus Clemson ... Added another tackle in the Kent State game, playing 14 plays on special teams ... Had a tackle and played 15 special team plays at Wake Forest ... Made two tackles on returns against Virginia ... Ended the regular season with nine total tackles.

**Personal:** Cody James Grimm ... Born 2/26/87 in Fairfax, VA ... Son of Russ and

Karen Grimm ... Father was a member of the Washington Redskins, earning Pro Bowl honors in four consecutive seasons ... Enrolled in university studies.



9


## Vince Hall

Linebacker • 6-0 • 240 • r-Jr.  
Chesapeake, Va. • Western Branch H.S.

One of the nation's top linebackers ... Leads the Hokies and the ACC in tackles ... Tops the team in tackles for loss with 10 ... A first-team All-ACC performer who was ranked the No. 5 inside linebacker in the country by *The Sporting News* prior to the season ... The Dudley Award winner, given to the state's top player ... Named the state's top linebacker/defensive back by the Richmond Touchdown Club ... Earned honorable mention All-America honors from SI.com ... Has started 36-straight games ... His 650 plays are the most on the team for a defensive player ... Also starts on the punt team and the extra point and field goal block units ... A veteran who runs well and hits hard.

**2006:** Started the season with four tackles against Northeastern and six at North Carolina ... Had a tackle for loss and a pass break up against the Tar Heels ... Led the team with seven tackles against Duke ... Had a wisdom tooth pulled the following week, then returned to post 13 tackles and a QB hurry

*Continued on following page*



Vince Hall

# HALL *Continued*


against Cincinnati ... Registered eight stops, including a sack and another tackle for loss against Georgia Tech ... Led the team with nine tackles at BC and 12 against Southern Miss ... Also had a sack and forced a fumble against USM ... Turned in another 12-tackle performance in the Clemson game and was in on two tackles behind the line and a hurry ... Had nine tackles, one behind the line, at Miami ... Led the team with a career-high 15 stops against Kent State ... Forced a fumble and recovered a fumble in that game ... Was in on eight tackles, two behind the line, at Wake Forest and added a quarterback hurry ... Posted 12 tackles, one for a loss, against Virginia ... Ended the regular season with 115 tackles, 10 tackles for loss, eight quarterback hurries, two sacks, two forced fumbles, a fumble recovery and a pass broken up.

**Personal:** Vincent Larry Hall ... Born 12/3/84 in Kingsville, TX ... Son of Wilbert and Cathy Hall ... Majoring in apparel, housing and resource management.

Tackles	G	UT	AT	Tot.	Loss	Sacks
2004	13	21	43	64	4.5- 11	1.0- 3
2005	13	43	69	112	8.5- 25	3.0- 16
2006	12	52	63	115	10.0- 35	2.0- 21
Career	38	116	175	291	23.0- 71	6.0- 40

2006 Tackles Game-by-Game						
NE	1	1	3	4	0- 0	0- 0
at UNC	1	2	4	6	0.5- 3	0- 0
DUKE	1	3	4	7	0- 0	0- 0
UC	1	4	9	13	0.5- 1	0- 0
GT	1	6	2	8	2- 17	1- 15
at BC	1	6	3	9	1- 1	0- 0
USM	1	5	7	12	1- 6	1- 6
CU	1	6	6	12	1.5- 2	0- 0
at UM	1	6	3	9	1- 1	0- 0
KENT	1	3	12	15	0- 0	0- 0
at WF	1	5	3	8	1.5- 2	0- 0
UVa	1	5	7	12	1- 2	0- 0

Interceptions	G	No.	Yds.	Avg.	TD	LG
2004	13	0	0	0.0	0	0
2005	13	2	13	6.5	1	13
2006	12	0	0	0.0	0	0
Career	38	2	13	6.5	1	13



81

## Justin Harper

**Split End • 6-4 • 204 • Jr.**  
Catawba, N.C. • Bandys H.S. • Hargrave

A big target in the passing game ... Adds another dimension with his size and receiving skills ... Has established personal bests for

both receptions and yardage in 2006 ... His 15.9 yards per reception is the second best on the squad.

**2006:** Has played in every game, starting two ... Fourth in receptions with 20 for 318 yards ... Was on the receiving end of three passes for 35 yards against Northeastern ... Pulled in two passes for 30 yards, while playing 38 snaps against Duke ... Caught a 47-yard touchdown pass in the Cincinnati game ... Finished with two catches for 64 yards ... Registered a personal-best 109 yards receiving in the Georgia Tech game ... Caught four passes, including a 49-yarder ... Had one catch in consecutive games against BC, USM and Clemson ... Hauled in a pair of receptions for 30 yards in win over Kent State ... Caught four passes at Wake Forest for 29 yards.

**Personal:** Justin Lamar Harper ... Born 2/24/85 ... Son of Oddie and Marva Harper ... Majoring in apparel, housing and resource management.

Receiving	G	No.	Yds.	Avg.	TD	LG
2004	11	5	84	16.8	1	34
2005	13	16	295	18.4	2	43
2006	12	20	318	15.9	1	49
Career	36	41	697	17.0	4	49

2006 Receiving Game-by-Game						
NE	1	3	35	11.7	0	20
at UNC	1	0	0	0.0	0	0
DUKE	1	2	30	15.0	0	15
UC	1	2	64	32.0	1	47
GT	1	4	109	27.3	0	49
at BC	1	1	6	6.0	0	6
USM	1	1	11	11.0	0	11
CU	1	1	4	4.0	0	4
at UM	1	0	0	0.0	0	0
KENT	1	2	30	15.0	0	20
at WF	1	4	29	7.3	0	12
UVa	1	0	0	0.0	0	0




1

## Victor Harris

**Cornerback • 6-0 • 200 • So.**  
Highland Springs, Va. • Highland Springs H.S.

Another young player making a mark in the Hokies' secondary ... Has started every game at the field corner spot ... Leads the team in interceptions with four ... Had two of those picks in a win over Cincinnati, returning one 72 yards for a touchdown ... Starts on the punt return team, as well as on the field goal and extra point block units.

**2006:** Took over the starting field cornerback duties ... Made his first start



Victor Harris

against Northeastern ... Played 39 plays on defense and seven on special teams ... Was in on a pair of tackles ... Posted four tackles during win at North Carolina ... Had two tackles in the Duke game ... Named ACC Defensive Back of the Week for his performance against Cincinnati ... Intercepted two passes during the final stages of the game ... Sealed the win with a 72-yard return for a touchdown on the first pick ... Added three tackles ... Picked off another pass in the Georgia Tech game ... Also had five tackles against the Yellow Jackets ... Had two tackles and a breakup at BC ... Registered three tackles in the Clemson game ... Injured his shoulder making a one-handed interception in the Kent State game ... Returned the next week at Wake Forest and played 34 plays with three tackles ... Was in on three tackles against Virginia ... Has a total of 31 tackles on the season.

**Personal:** Victor Harris ... Born 2/16/86 ... Son of Victor Harris and the late Maritza Harris ... Nicknamed "Macho" ... Enrolled in university studies.

Tackles	G	UT	AT	Tot.	Loss	Sacks
2005	13	7	5	12	0- 0	0- 0
2006	12	19	12	31	0- 0	0- 0
Career	25	26	17	43	0- 0	0- 0

2006 Tackles Game-by-Game						
NE	1	2	0	2	0- 0	0- 0
at UNC	1	1	3	4	0- 0	0- 0
DUKE	1	1	1	2	0- 0	0- 0
UC	1	3	0	3	0- 0	0- 0
GT	1	4	1	5	0- 0	0- 0
at BC	1	1	2	3	0- 0	0- 0
USM	1	2	0	2	0- 0	0- 0
CU	1	3	0	3	0- 0	0- 0
at UM	1	0	0	0	0- 0	0- 0
KENT	1	0	1	1	0- 0	0- 0
at WF	1	2	1	3	0- 0	0- 0
UVa	1	0	3	3	0- 0	0- 0

Interceptions	G	No.	Yds.	Avg.	TD	LG
2005	13	0	0	0.0	0	0
2006	12	4	75	18.8	1	72
Career	25	4	75	18.8	1	72





**21**

## Ryan Hash

**Cornerback • 5-9 • 180 • r-Sr.**  
Springfield, Va. • Robert E. Lee H.S.

A hard working special teams performer ... Is one of the top tacklers on the kickoff unit ... Can always be counted on for top effort.

**2006:** A member of the kickoff team ... Turned in a solo tackle in the Northeastern game ... Added another tackle in the Duke game ... Contributed a special teams tackle against Cincinnati ... Was in for six special teams plays versus Georgia Tech ... Posted a tackle on special teams against Southern Miss ... Graded 100 percent on special teams against Clemson ... Saw six special teams plays versus Kent State and seven at Wake Forest ... Has four total tackles.

**Personal:** Ryan Matthew Hash ... Born 3/27/83 in Alexandria, VA ... Son of Macol and Katie Hash ... His sister, Rachel, was an outstanding soccer player for the Hokies ... His grandfather, Herbert, played pro baseball for the Red Sox ... Majoring in apparel, housing and resource management.




**31**

## Brenden Hill


**Linebacker • 6-2 • 211 • r-Sr.**  
Newport News, Va. • Warwick H.S.

A key figure for Tech's stingy defense ... Won the whip linebacker duties during the preseason and has responded with steady play ... His 642 plays tie for the third-most on the defense ... Is tied for fourth on the team in tackles with 49 ... Leads the team in



interception return yardage with 95 ... Scored on a 69-yard interception return at UNC ... Has made a difference at his new position.

**2006:** Saw action as a starter for the first time ... Has registered 49 tackles, including 6.5 behind the line ... Also has 2.5 sacks, six pass breakups, three hurries and two interceptions ... Posted two tackles against Northeastern ... Returned his first collegiate interception 69 yards for a touchdown at UNC ... Also contributed three tackles against the Heels ... Was in on two sacks and another tackle for loss against Duke ... Had five total tackles and broke up a pass ... Turned in eight tackles, one for a loss, in the Cincinnati game ... Played every defensive down ... Returned an



interception 26 yards in the Georgia Tech game and added three tackles ... Had a breakup, a tackle for loss and two total tackles at BC ... Added four tackles against both USM and Clemson ... Broke up a pass against the Tigers ... Knocked down two more passes at Miami and had a quarterback sack among his four tackles ... Had two tackles behind the line for a loss of 16 yards at Wake Forest, finishing the game with six total tackles and a pass break up ... Contributed five tackles and two QB hurries in win over Virginia.

**Personal:** Brenden Dee Hill ... Born 7/7/84 in Newport News, VA ... Son of Shawn Hill and Merle Askew ... Majoring in apparel, housing and resource management.

Tackles	G	UT	AT	Tot.	Loss	Sacks
2004	9	2	0	2	0- 0	0- 0
2005	10	6	10	16	0- 0	0- 0
2006	12	22	27	49	6.5- 41	2.5 21
Career	31	30	37	67	6.5- 41	2.5 21

2006 Tackles Game-by-Game						
NE	1	1	1	2	0- 0	0- 0
at UNC	1	1	2	3	0- 0	0- 0
DUKE	1	2	3	5	2- 12	1.5- 11
UC	1	2	6	8	1- 2	0- 0
GT	1	2	1	3	0- 0	0- 0
at BC	1	0	2	2	0.5- 1	0- 0
USM	1	2	2	4	0- 0	0- 0
CU	1	2	2	4	0- 0	0- 0
at UM	1	4	0	4	1- 10	1- 10
KENT	1	0	3	3	0- 0	0- 0
at WF	1	6	0	6	2- 16	0- 0
Uva	1	0	5	5	0- 0	0- 0



**66**


## Brandon Holland

**Offensive Guard • 6-4 • 325 • Fr.**  
Roanoke, Va. • Northside H.S. • Hargrave

Appeared headed for a redshirt year ... Found himself on the dress squad due to continued depth problems along the line ... Played in jayvee games to get some extra work ... Has seen brief duty in three games.

**2006:** Spent time working with the scout team at left guard ... Made the dress squad for the Cincinnati game ... Saw his first varsity action with nine snaps against USM ... Got to play an offensive series at Wake Forest ... Picked up four plays against Virginia.

**Personal:** Brandon Tyrell Holland ... Born 4/1/86 in Roanoke, VA ... Son of Deanna and James Claytor ... Enrolled in university studies.



12

**Cory Holt**


Quarterback • 6-4 • 227 • r-So.  
Lexington, N.C. • Lexington H.S. • Hargrave

Competed for the starting quarterback duties during the spring and preseason ... Finished second in a close battle with Sean Glennon ... An exceptional athlete with size, speed and a strong arm ... Stays involved with the offense during the games, helping signal in the plays ... Spent some practice time at receiver during the second half of the season and now sits at the No. 3 quarterback spot.

**2006:** Led the quarterbacks with a 500-pound back squat during preseason testing ... Made a bid for the starting quarterback job, but was slowed after injuring his hand in a scrimmage ... Got some reps in practice at receiver to utilize his size and athleticism ... Closed out the last series at Wake Forest.

**Personal:** Cory Lamont Holt ... Born 6/17/85 in Lexington, NC ... Son of Danny and Laura Fuller ... Enrolled in university studies.

Passing	G	Att-Comp	Pct.	Yds.	TD	Int
2005	6	12- 4	33.3	80	1	0



89

**Jonas Houseright**


Linebacker • 6-0 • 205 • r-So.  
Gate City, Va. • Gate City H.S.

Has developed into a steady contributor on special teams ... Has been especially successful on the punt and kickoff coverage units ...

Combines good athletic ability with a tough, hard-nosed approach ... Comes from a family of Tech football players.

**2006:** Earned a starting spot on the punt team and worked on three other units ... Saw brief action in games against Northeastern, UNC and Duke ... Was in for three special teams plays against Cincinnati ... Turned in a tackle, while working 11 special teams plays against Georgia Tech ... Picked up another special team tackle against USM and was in on two more versus Clemson ... Had 12 special team plays at Miami and 11 against Kent State ... Posted a tackle during 12 special team plays at Wake Forest ... Picked up five plays on the punt team and four on the kickoff unit against Virginia ... Has played in every game, posting three tackles on kickoff and two on punt returns.

**Personal:** Jonas Ian Houseright ... Born 5/17/85 in Kingsport, TN ... Son of Bill and Jenny Houseright ... Father, Bill, played football for Tech, as well as brothers Jake and Billy, uncle Tom Beasley and cousin Chad Beasley ... Enrolled in mining and minerals engineering.



19

**Josh Hyman**

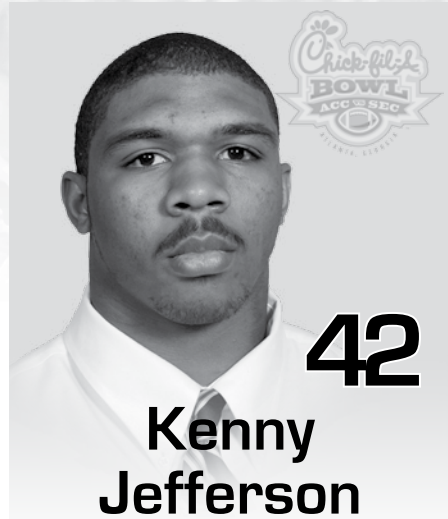
Split End • 5-11 • 192 • r-Jr.  
Chesapeake, Va.  
Deep Creek H.S. • Fork Union

The oldest member of Tech's sure-handed receiving corps at 23 ... Underwent shoulder surgery during the spring ... Bounced back to make 16 catches during the regular season ... Plays hard and works hard.

**2006:** Pulled in three passes against North Carolina for 12 yards ... Had an 18-yard grab in the Duke game ... Caught two passes for 10 yards against UC ... Set a personal best with six catches in the Georgia Tech game, gaining 58 yards ... Was suspended for the BC game after a violation of team policy ... Did not have a catch against USM or Clemson ... Caught three passes for 9 yards in the regular season finale against Virginia ... Has played in 11 games, catching 16 passes for 111 yards.

**Personal:** Joshua Leonard Hyman ... Born 4/18/83 in Chesapeake, VA ... Son of Delphia Hughes ... Enrolled in apparel, housing and resource management.

Receiving	G	No.	Yds.	Avg.	TD	LG
2004	13	27	491	18.2	5	45
2005	13	13	197	15.2	0	35
2006	11	16	111	6.9	0	20
Career	37	56	799	15.1	5	45



42

**Kenny Jefferson**

Fullback • 5-9 • 222 • r-Fr.  
Port Tobacco, Md. • DeMatha Catholic H.S.

A young fullback with potential ... Has seen brief action in six games ... Is being used mainly on goal-line and short yardage situations.

**2006:** Picked up some limited snaps during early season games against Northeastern, UNC and Duke ... Was in for four snaps in the Southern Miss game ... Got five snaps on short-yardage situations against Clemson ... Got his first collegiate carry against Virginia and picked up 3 yards ... Broke a tackle on that play.

**Personal:** Kenneth Neill Jefferson ... Born 7/9/87 in St. Petersburg, FL ... Son of Ken and Tania Jefferson ... Enrolled in university studies.



Josh Hyman





**61**  
**Scott King**

Snapper • 6-1 • 277 • Jr.  
Radford, Va. • Radford H.S.

A walk-on who earned the short snapping duties during the preseason ... Handled snaps for all of the Hokies' field goal and extra point attempts during the season ... Was an important factor in Brandon Pace's record-tying 17 consecutive field goals made this season ... Has benefited from his hard work in the strength and conditioning program.

**2006:** Earned Super Iron Hokie honors in preseason testing ... Bench pressed 375 pounds ... Won the starting job as snapper for field goals and extra points ... Saw action on 56 snaps.

**Personal:** Robert Scott King ... Born 8/26/85 in Radford, VA ... Son of William King and Judy Cox ... His brother, Billy, played football for the Hokies in the '70s ... Majoring in human nutrition, foods and exercise.



**53**  
**Nick Leeson**


Deep Snapper • 6-2 • 255 • r-Sr.  
Abingdon, Va. • Abingdon H.S.

A veteran snapper who has handled the long snapping duties the past two seasons ... Excels in the weight room ... Is accurate and consistent ... Has had only one bad snap during his two seasons as the starter.

**2006:** Earned Super Iron Hokie honors during preseason strength and conditioning tests ... Took care of the deep snapping duties for punts ... Got downfield for four tackles ...

Has had a total of 59 snaps.

**Personal:** Nicholas Brooke Leeson ... Born 10/29/82 in Clarksburg, WV ... Son of Billy and Cathy Leeson ... His dad was an offensive lineman at Tech (1982-84) ... Majoring in human nutrition, foods and exercise.



**38**  
**Elan Lewis**

Tailback • 5-8 • 238 • r-Fr.  
Hampton, Va. • Phoebus H.S.


Slowed off and on all season by nagging injuries ... Saw action in eight games ... Scored his first collegiate touchdown during the Georgia Tech game ... Should be available for the bowl game.

**2006:** Slowed in preseason by extra weight and a sore knee ... Saw action on six plays against Northeastern ... Carried the football twice for 11 yards ... Got three carries for 2 yards at UNC ... Got six carries against Duke, but netted just 2 yards ... Had a carry for 2 yards in his only play against Cincinnati ... Picked up 19 yards on five rushes against Georgia Tech ... Played a total of 34 snaps and scored his first collegiate TD on a 1-yard plunge ... Had one carry for a 1-yard gain against Southern Miss ... Carried the ball eight times for 7 yards versus Clemson ... Ran the football eight times for 7 yards against Clemson ... Did not travel to Miami due to a sore knee ... Missed the Kent State game ... Carried the football two times for 3 yards against Virginia.

**Personal:** Elan Monte Lewis ... Born 5/7/86 in Hampton, VA ... Son Cheryl Scott and Richard Lewis ... Enrolled in university studies.

Rushing	G	No.	Yds.	Avg.	TD	LG
2006	8	28	47	1.8	1	9

**hokiesports.com**

**20**  
**Kenny Lewis, Jr.**

Tailback • 5-9 • 195 • Fr.  
Danville, Va. • George Washington H.S.

A true freshman who was called on to contribute when injuries depleted the depth at tailback ... Played a key role in the Hokies' last two games after starter Branden Ore was injured ... Contributed 153 yards on 36 carries in helping Tech to wins in those two games ... Originally signed with Virginia Tech in February 2003, but spent time in the Cincinnati Reds minor league system after being drafted in the fourth round that year ... Decided to give up baseball last fall and entered Tech in January.

**2006:** Was slated for a redshirt year ... Did not play in the first two games ... Coaches changed their minds after injuries limited the production at the No. 2 tailback spot ... Played 10 snaps against Duke and scored his first collegiate touchdown on a 2-yard run ... Picked up some added reps and game experience by participating in jayvee games against Fork Union and Hargrave ... Gained 161 yards on 31 carries against Hargrave and scored the game-winning TD with just over a minute remaining ... Rushed two times for 19 yards in the Southern Miss game ... Scored on a 14-yard run ... Posted a 17-yard run and 23 total yards rushing during the win over Clemson ... Saw brief action against Kent State ... Shared time at tailback with George Bell at Wake Forest after starter Branden Ore was injured ... Picked up 74 yards on 17 carries ... Turned in a season-best 26-yard run ... Made his first collegiate start in the Virginia game and ran for a personal-best 79 yards ... Ranks second on the team in rushing with 210 yards on 52 carries.

**Personal:** Kenneth Eugene Lewis, Jr. ... Born 10/13/84 in Manhasset, NY ... Son of Kenny and Theresa Lewis ... Father played football and ran track at Virginia Tech, and played football for the New York Jets ... Kenny, Sr., is a member of the Virginia Tech Hall of Fame ... Enrolled in human nutrition, foods and exercise.

Rushing	G	No.	Yds.	Avg.	TD	LG
2006	6	52	210	4.0	2	26



62

Zac Lowe

Center • 6-1 • 280 • Sr.  
Bridgewater, Va. • Turner Ashby H.S.

Provides depth at the center position ... Has seen limited action in five games this season ... Could fill in anywhere along the offensive front if needed ... Is smart, hard working and dependable.

**2006:** A member of the dress squad who has been a backup at the center and guard spots ... Picked up limited action against Northeastern and UNC ... Was in for seven snaps in the Duke game ... Played nine offensive snaps against Southern Miss ... Graded 100 percent on four plays during the Virginia game.

**Personal:** Zachary Earl Lowe ... Born 12/25/84 in Bangor, ME ... Son of Max and Barbara Lowe ... Majoring in mechanical engineering.

due to an injury to Brandon Frye ... Played 47 downs in that game ... Starts on the extra point and field goal team ... Saw limited offensive duty against Duke ... Was in for five plays on the field goal team against Georgia Tech ... Picked up a knockdown block while playing nine snaps against Southern Miss ... Was thrust into a starting role at tackle for the Kent State game ... Replaced starter Brandon Frye and played every down ... Contributed two knockdown blocks ... Played a series in the Wake Forest game ... Contributed a knockdown block on four plays against Virginia.

**Personal:** Nicholas Chase Marshman ... Born 2/13/85 in Roanoke, VA ... Son of Frank and Janet Marshman ... Enrolled in apparel, housing and resource management.



41

Cam Martin

Safety • 6-1 • 207 • r-Fr.  
Martinsville, Va. • George Washington H.S.

Is probable for the bowl game after missing the final two games of the regular season with a foot injury ... The majority of his playing time has come on special teams ... Also saw some reserve action at free safety in four games ... Possesses both ability and savvy.

**2006:** Missed the opening game after undergoing a second surgery to repair a hernia ... Returned to see action on 16 plays at free safety against North Carolina ... Contributed three tackles ... Had two tackles in the Duke game ... Played 11 plays on special teams against Cincinnati ... Worked on three different special team units against Georgia Tech, seeing action on 18 plays and contributing a tackle ... Was injured while playing in Tech's jayvee game against Fork Union ... Returned to special team duty against Southern Miss and got a snap on defense ... Saw action on both defense and special teams in the Clemson game ... Played on special teams at Miami ... Missed the Wake Forest and Virginia games after injuring his foot against Kent State ... Has a total of six tackles.

**Personal:** Cameron Olin Martin ... Born 4/19/87 in Danville, VA ... Son of David and Denese Martin ... Brother, Orion, is a redshirt sophomore on the Tech football squad ... Uncle, Bobby Martin, played for Tech from 1986-1989 ... Majoring in management.



90

Orion Martin

Defensive End • 6-2 • 250 • r-So.  
Martinsville, Va.  
George Washington H.S. • Hargrave

A valuable player on both defense and special teams ... Is in the playing rotation at end, where he has contributed 12 quarterback hurries ... Starts on three special team units and is a backup on three others ... His 149 plays on special teams are the second highest total on the team ... Also second in special team tackles with eight, all on punt returns.

**2006:** Has contributed 27 tackles on the season, including a pair of shared sacks ... Was in on 23 defensive plays in the opener against Northeastern ... Had two quarterback hurries and a tackle ... Contributed two tackles at UNC ... Shared a sack and was in on five tackles during the Duke game ... Made his first collegiate start in the Georgia Tech game ... Shared a sack in the Cincinnati game and finished the contest with four tackles ... Was in on three tackles and posted a quarterback



Orion Martin



hurry against Southern Miss ... Had a hurry and a tackle in the Clemson game ... Had three special teams tackles and one on defense against Kent State ... Also contributed a pair of QB hurries ... Played 20 downs on defense with a tackle and two quarterback hurries ... Added 17 plays on special teams ... Had a hurry and a tackle in the Virginia game.

**Personal:** David Orion Martin ... Born 9/2/85 in Danville, VA ... Son of David and Denese Martin ... Brother, Cam, is a redshirt freshman on the Tech football squad ... Uncle, Bobby Martin, played for Tech from 1986-1989 ... Majoring in sociology.

Tackles	G	UT	AT	Tot.	Loss	Sacks
2005	13	11	12	23	1.5- 6	0.5- 2
2006	12	9	18	27	1.5- 10	1.0- 8
Career	25	20	30	50	3.0 16	1.5- 10



**69**  
**Danny McGrath**

**Center • 6-2 • 290 • r-Sr.**  
**Herndon, Va. • Herndon H.S.**

A senior leader who has started every game at center ... His 679 plays are the most on the offensive line ... Ranks second on the line in knockdown blocks with 34 ... Brings a good work ethic and toughness to the position ... Excels in the weight room ... A key figure in the Hokies' success.

**2006:** Handled the starting center duties ... Registered four knockdown blocks in back-to-back games against Northeastern and UNC ... Played 40 snaps and graded 90 percent in the opening game ... Got 47 snaps against the Tar Heels with a grade of 85 percent ... Posted a grade of 89 percent in the Duke game, playing 56 snaps and recording four knockdowns ... Collected five knockdowns against UC, while grading 84 percent ... Registered a grade of 87 percent in the win over USM ... Posted five knockdown blocks against No. 10 Clemson ... Graded 86 percent with four knockdowns at Miami ... Went the distance in the Wake Forest game ... Had three knockdowns in the Virginia game to increase his season total to 34.

**Personal:** Daniel Patrick McGrath ... Born 3/19/83 in Fairfax, VA ... Son of Tim McGrath and Rebecca Krausman ... Graduated with a degree in physical education and is enrolled in health and physical education in graduate school.



**54**  
**Bart McMillin**

**Deep Snapper • 6-0 • 230 • r-Jr.**  
**Bristol, Tenn. • Tennessee H.S.**

Serves as the backup deep snapper for starter Nick Leeson ... Has dressed for every game, but has not been called into action.

**2006:** Backed up Nick Leeson as the long snapper on punts.

**Personal:** William Bart McMillin ... Born 2/25/85 in Johnson City, TN ... Son of Jeff and Debbie McMillin ... Enrolled in apparel, housing and resource management.




**15**  
**Roland Minor**

**Cornerback • 6-0 • 203 • r-Jr.**  
**Washington, D.C. • H.D. Woodson H.S.**

A returning starter who got a late start on the season after sustaining injuries in a car wreck ... Eventually saw his first action in the Georgia Tech game ... Served as the No. 2 man at field corner for the second half of the season ... Has seen playing time in a total of seven games ... Plays aggressively and hits hard ... Started all but one game last season.

**2006:** Injuries sustained in a late-summer car accident sidelined him for preseason practices and the first four games ... Returned to action for the Cincinnati game ... Was in on one defensive down and two special teams plays against Georgia Tech ... Played six defensive snaps at BC, contributing a tackle ... Recovered a fumble and broke up a pass in the Southern Miss game ... Played 13 snaps at corner and eight on special teams against



**Roland Minor**

Clemson ... Was in on eight plays at corner against Miami, registering a tackle ... Had a tackle during eight plays at corner during the Kent State game ... Got 29 plays at corner against Wake Forest, contributing three tackles ... Has a total of six tackles to go with a pass break up and a fumble recovery.

**Personal:** Roland Lawrence Minor ... Born 8/1/84 in Washington, DC ... Son of Theresa Minor ... Majoring in apparel, housing and management.

Tackles	G	UT	AT	Tot.	Loss	Sacks
2004	13	7	8	15	0- 0	0- 0
2005	13	20	13	33	0.5- 1	0- 0
2006	7	5	1	6	0- 0	0- 0
Career	33	32	22	54	0.5- 1	0- 0

Interceptions	G	No.	Yds.	Avg.	TD	LG
2004	13	2	63	31.5	1	64
2005	13	3	62	20.7	1	25
2006	7	0	0	0.0	0	0
Career	33	5	125	25.0	2	64



**2**  
**Josh Morgan**

**Split End • 6-1 • 219 • Jr.**  
**Washington, D.C. • H.D. Woodson H.S.**  
**Fork Union**

A physical receiver who leads the Hokies in touchdown catches this season with four ... Can make the tough catches ... Is also good at picking up yards after a reception ... Carries a  
*Continued on following page*

# MORGAN *Continued*

career average of 16.9 yards per catch on 74 catches ... Is tied for sixth in career touchdown receptions with 11 ... Has blocked two kicks on special teams this fall.

**2006:** Has caught a personal-best 31 passes for 434 yards and four touchdowns ... Gained 6 yards on a reverse ... Is one of two deep men on kickoffs ... Starts at split end and on two special teams units ... Caught two passes for 65 yards in the opening game against Northeastern ... Scored on a 54-yard pass from Sean Glennon ... Returned two punts for 17 yards in the UNC game ... Also blocked a punt to set up a touchdown against the Heels ... Hauled in a 25-yard scoring pass against Duke ... Finished with four catches for 69 yards ... Added four more grabs in the Cincinnati game for 27 yards ... Also blocked a punt that resulted in a safety ... Was suspended for the Georgia Tech game due to a violation of team rules ... Led the team with six catches for 35 yards at BC ... Caught a 38-yard TD pass against USM ... Hauled in four passes for 23 yards against Clemson ... Set up Tech's first touchdown with a 30-yard catch at Miami ... Had four catches for 50 yards against Kent State ... Out-jumped a defender and then broke two tackles on the way to a 53-yard touchdown at Wake Forest ... Made two catches for 24 yards against Virginia.

**Personal:** Joshua Lewis Morgan ... Born 6/20/85 in Washington, D.C. ... Son of Dennis Morgan and LaWanda Ware ... Majoring in apparel, housing and resource management.

Receiving	G	No.	Yds.	Avg.	TD	LG
2004	12	15	346	23.1	3	80
2005	13	28	471	16.8	4	50
2006	11	31	434	14.0	4	54
Career	36	74	1251	16.9	11	80

2006 Receiving Game-by-Game						
NE	1	2	65	32.5	1	54
at UNC	1	0	0	0.0	0	0
DUKE	1	4	69	17.3	1	25
UC	1	4	27	6.8	0	11
GT			Did not play			
at BC	1	6	35	5.8	0	11
USM	1	2	49	24.5	1	38
CU	1	4	23	5.8	0	9
at UM	1	2	39	19.5	0	30
KENT	1	4	50	12.5	0	15
at WF	1	1	53	53.0	1	53
UVa	1	2	24	12.0	0	18



Josh Morgan



# 28 Branden Ore

Tailback • 5-11 • 202 • r-Sr.  
Chesapeake, Va. • Indian River H.S.

Was the leading rusher in the ACC until suffering a high ankle sprain on his second carry at Wake Forest and missing the Virginia game ... Still earned first-team All-ACC honors at tailback and finished the regular season ranked second in rushing and first in all-purpose yards ... Named state's top offensive back by Richmond Touchdown Club ... Also stands second in scoring in the league ... Earned honorable mention All-America honors from SI.com ... Is expected to return for the Chick-fil-A Bowl ... Became the first Virginia Tech player to post two 200-yard rushing performances - in a season, in a career, in a row ... Accomplished the feat in back-to-back games against Southern Miss and Clemson ... Is averaging 5.3 yards per carry for his two seasons at Tech.

**2006:** Opened the season with 54 yards rushing and a touchdown on 11 carries against Northeastern ... Also caught two passes for 81 yards in that game, including a screen pass he turned into a 55-yard TD ... Ran for 111 yards and three touchdowns at UNC ... Carried the ball 22 times ... Added two catches for 37 yards on the way to ACC Offensive Back of the Week honors ... Rushed for 64 yards and a touchdown on 15 carries in the Duke game ... Picked up a career-high 170 yards on the ground against UC ... Had a career-high 25 carries in the game and scored a touchdown ... Broke 12 tackles ... Also caught a pass for a 34-yard gain ... Scored on a 26-yard run against Georgia Tech ... Posted back-to-back 200-yard games against USM and Clemson ... Had a career-high 207 yards and two touchdowns against the Golden Eagles, including a 70-yard TD run ... Gained 203 yards on a career-high 37 carries in win over the Tigers five days after the USM game ... Also scored twice in that game... Posted two touchdowns for the third-straight game, including the game-winner with less than two minutes left at Miami ... Gained 79 yards on 29 carries and caught two passes for 19 yards ... Accounted for 72 yards and a touchdown on the ground versus Kent State ... Suffered a high ankle sprain on Tech's sixth offensive

play at Wake Forest and missed the rest of the game ... Had just one carry for 5 yards before leaving ... Sat out the Virginia game ... Has posted 1,095 yards on 221 carries ... Has 14 touchdowns rushing and one receiving ... Has 14 pass receptions for 203 yards, an average of 14.5 yards a catch.

**Personal:** Branden Kary-Allen Ore ... Born 2/17/86 in Norfolk, VA ... Son of James and Karey Ore ... Majoring in management.

Rushing	G	No.	Yds.	Avg.	TD	LG
2005	12	109	647	5.9	6	45
2006	11	221	1095	5.0	14	70
Career	23	330	1742	5.3	20	70


  

2006 Rushing Game-by-Game						
NE	1	11	54	4.9	1	14
at UNC	1	22	111	5.0	3	19
DUKE	1	15	64	4.3	1	15
UC	1	25	170	6.8	1	46
GT	1	14	59	4.2	1	26
at BC	1	19	71	3.7	0	10
USM	1	23	207	9.0	2	70
CU	1	37	203	5.5	2	40
at UM	1	29	79	2.7	2	16
KENT	1	25	72	2.9	1	13
at WF	1	1	5	5.0	0	5
UVa			Did not play			

Receiving	G	No.	Yds.	Avg.	TD	LG
2005	12	5	36	7.2	0	13
2006	11	14	203	14.5	1	55
Career	23	19	239	12.6	1	55

2006 Receiving Game-by-Game						
NE	1	2	81	40.5	1	55
at UNC	1	2	37	18.5	0	22
DUKE	1	1	-1	-1.0	0	0
UC	1	1	34	34.0	0	34
GT	1	0	0	0.0	0	0
at BC	1	5	26	5.2	0	10
USM	1	0	0	0.0	0	0
CU	1	1	7	7.0	0	7
at UM	1	2	19	9.5	0	13
KENT	1	0	0	0.0	0	0
at WF	1	0	0	0.0	0	0
UVa			Did not play			




# 46 Brandon Pace

Place-kicker • 5-10 • 194 • r-Sr.  
Virginia Beach, Va. • Kellam H.S.

One of the nation's top kickers ... Has had an outstanding season ... Made his first 17 field goal attempts of the season, missing only on his last attempt, a 47-yarder versus Virginia ... Connected on 35 of 37 extra points for a total of 86 points ... Earned second-team All-ACC honors ... Put together a two-year string







D.J. Parker

of 22-straight field goals made, the second-longest in ACC history and the longest at Tech ... His 17 straight tied the school season mark set by Chris Kinzer in 1986 ... Currently stands fourth all-time in scoring at Tech with 304 career points ... Needs just four points to move past Carter Warley for third place ... A three-time semifinalist for the Lou Groza Award.

**2006:** Connected on all five extra points and a 30-yard field goal to score eight points in the opener against Northeastern ... Booted a 42-yard field goal in the Duke game, but had two of his five PAT kicks blocked ... Kicked field goals of 37 and 21 yards against Cincinnati ... Hit from 41 and 25 yards in the Georgia Tech game ... Accounted for Tech's only points at BC with a 36-yard field goal ... Added two field goals against USM and one versus Clemson ... Booted a 32-yard field goal in win over Miami and also had two kickoffs and two extra points ... Made all three of his field goal tries against Kent State and finished with 11 points ... Connected from 42 and 35 yards on his two attempts at Wake Forest ... Extended his streak with a 23-yard field goal, but saw it snapped when he missed from 47 yards during the fourth quarter of the Virginia game.

**Personal:** Brandon Kyle Pace ... Born 11/11/83 in Virginia Beach, VA ... Son of Fred and Donna Pace ... Majoring in health, physical education and recreation.

Scoring	G	EP-	A	FGM	-A	LG	TP
2003	12	4-	4	0-	0	0	4
2004	13	43-	44	21-	27	46	106
2005	13	51-	52	19-	22	45	108
2006	12	35-	37	17-	18	42	86
Career	50	133-	137	57-	67	46	304

Scoring	G	EP-	A	FGM	-A	LG	TP
NE	1	5-	5	1-	1	30	8
at UNC	1	5-	5	0-	0	0	5
DUKE	1	5-	3	1-	1	42	6
UC	1	3-	3	2-	2	37	9
GT	1	3-	3	2-	2	41	9
at BC	1	0-	0	1-	1	36	3
USM	1	4-	4	2-	2	34	10
CU	1	3-	3	1-	1	37	6
at UM	1	2-	2	1-	1	32	5
KENT	1	2-	2	3-	3	37	11
at WF	1	3-	3	2-	2	42	9
UVa	1	2-	2	2-	1	23	5

Field Goals	18-29 yds	30-39	40-49	50+				
2004	7-	8	10-	13	4-	6	0-	0
2005	7-	8	7-	8	5-	6	0-	0
2006	5-	5	9-	9	3-	4	0-	0
Career	19-	21	26-	30	12-	16	0-	0

25

## D.J. Parker

**Free Safety • 5-11 • 194 • Jr.**  
Hampton, Va. • Phoebus H.S. • Hargrave

Has taken more of a leadership role in 2006 ... Started every game at free safety ... Tied for the best bench press among the defensive backs with a lift of 340 pounds during preseason testing ... Turned in 601 plays at safety and added 34 more on special teams

**2006:** Started and played 39 downs at free safety in the opener against Northeastern ... Posted his first interception and added two tackles ... Was in on three tackles during the win at UNC ... Collected two tackles and broke up a pass against Duke ... Picked up five tackles in the Cincinnati game ... Forced a fumble, posted eight tackles and broke up a pass versus Georgia Tech ... Posted seven tackles and forced another fumble during the Southern Miss game ... Had two tackles at Miami and three against both Kent State and Wake Forest ... Collected an interception, two tackles and two passes broken up against Virginia ... Heads into the Chick-fil-A Bowl with 40 total tackles, two interceptions, six passes broken up and a pair of forced fumbles.

**Personal:** Dorian James Parker ... Born 4/18/85 ... Son of Angela Parker ... Enrolled in apparel, housing and resource management.

Tackles	G	UT	AT	Tot.	Loss	Sacks
2004	12	7	3	10	0-	0
2005	13	11	23	34	0-	0
2006	12	13	27	40	0-	0
Career	37	31	53	84	0-	0

Tackles	G	UT	AT	Tot.	Loss	Sacks
NE	1	0	2	2	0-	0
at UNC	1	0	3	3	0-	0
DUKE	1	1	1	2	0-	0
UC	1	0	5	5	0-	0
GT	1	5	3	8	0-	0
at BC	1	0	2	2	0-	0
USM	1	1	6	7	0-	0
CU	1	1	0	1	0-	0
at UM	1	2	0	2	0-	0
KENT	1	1	2	3	0-	0
at WF	1	2	1	3	0-	0
UVa	1	0	2	2	0-	0

Interceptions	G	No.	Yds.	Avg.	TD	LG
2004	12	0	0	0.0	0	0
2005	13	0	0	0.0	0	0
2006	12	2	28	14.0	0	18
Career	37	2	28	14.0	0	18

32

## Jake Patten

**Rover • 6-0 • 210 • Sr.**  
Chantilly, Va. • Chantilly H.S.

One of the top tacklers on the kickoff team ... Has spent some time at free safety and rover since joining the team as a walk-on ... Rates as a Super Iron Hokie in the weight room ... Brings a good work ethic to the field.

**2006:** Started on the kickoff team and the kickoff return team ... Saw action on seven plays against Northeastern and six plays at UNC ... Was in on a tackle against the Tar Heels ... Got 12 plays on the special teams in the Duke game ... Picked up six plays on special teams in the Cincinnati game ... Was in on a tackle against Georgia Tech ... Played seven special team plays against USM ... Contributed a tackle on special teams against Clemson ... Was in for seven plays on special teams at Miami ... Picked up a tackle during his 10 special team plays at Wake Forest ... Compiled 13 plays while working on three different special team units versus Virginia ... Has played in all 12 games, contributing four tackles.

**Personal:** John Laurence Patten III ... Born 9/30/84 in Fairfax, VA ... Son of Joel and Elizabeth Patten ... Enrolled in sociology.

**hokiesports.com**

*Bringing you the latest results for all of Virginia Tech's 21 varsity sports!*



44

**Devin Perez**

Fullback • 5-8 • 246 • r-So.  
Sparta, N.J. • Pope John XXIII H.S.  
Fork Union

A strong, physical player who was utilized as a blocker on short yardage and goal-line situations ... His 605-pound back squat was the fourth-best on the team during preseason testing ... Adds dependable depth at the fullback position.

**2006:** Works at fullback ... Played one offensive snap against Northeastern and two at North Carolina ... Got three snaps against Duke ... Also saw brief action in the Southern Miss game ... Was in for four snaps at fullback against Clemson ... Played two snaps in goal-line situations at Miami ... Got in for a play against Virginia.

**Personal:** Devin Victor Perez ... Born 6/1/85 in North Bergen, NJ ... Son of Victor and Ana Perez ... Majoring in apparel, housing and resource management.



35


**Dustin Pickle**

Tailback • 5-10 • 194 • So.  
Salem, Va. • Salem H.S.

A versatile walk-on who has worked on both sides of the ball while at Tech ... Has contributed on special teams ... Currently listed on the depth chart at tailback ... A team-first player.

**2006:** Saw action on the field goal and extra-point block team early ... Now serves as a starter on the punt return and kickoff return teams ... Played 11 snaps on special teams at North Carolina ... Graded 90 percent or better on two special team units in the Duke game ... Got nine plays on special teams against Cincinnati ... Saw action on 12 special team plays in the Georgia Tech game ... Was on the field for 13 special team plays at BC and nine at Miami ... Picked up eight more plays at WFU ... Carried the football for a 3-yard loss in his during the Virginia game ... Was also in for nine special team plays.

**Personal:** Dustin Michael Pickle ... Born 7/16/86 in Salem, VA ... Son of Mike and Sandra Pickle ... Majoring in building construction.



24

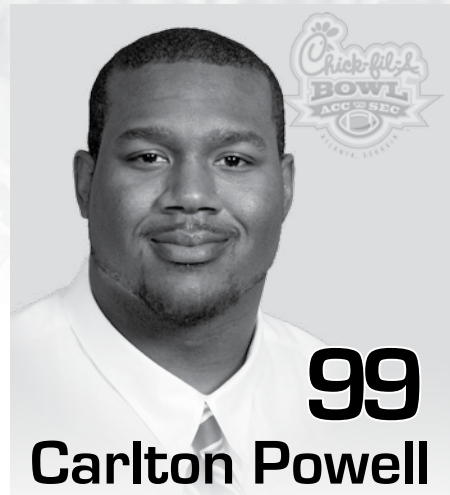
**Dorian Porch**

Rover • 5-11 • 203 • r-Fr.  
Calhoun, Ga. • Gordon Central H.S.

A special teams starter, who also provides backup at the rover position ... Produced the best vertical jump on the team for the second-straight year with a leap of 40 inches during preseason tests ... His 500-pound back squat was best among the defensive backs.

**2006:** Saw action at rover and on special teams in the opening game against Northeastern ... Contributed five tackles ... Played special teams only at UNC and had a tackle ... Got 16 snaps at rover in the Duke game and was in on a tackle ... Was in on 11 special team plays against both UC and Georgia Tech ... Saw brief duty at rover against USM ... Played four special team plays at Miami ... Worked 11 plays on special teams and saw limited action at rover against Kent State ... Was on the field for 12 special team plays in the win over Wake Forest ... Played on the punt return team against Virginia ... Has a total of seven tackles, six on defense.

**Personal:** Dorian Jeremiah Porch ... Born 3/16/87 in Calhoun, GA ... Son of Lynette Porch and Michael Gregory ... Enrolled in university studies.



99

**Carlton Powell**

Defensive Tackle • 6-2 • 294 • r-Jr.  
Chesapeake, Va. • Great Bridge H.S.


His steady play at tackle has contributed to the success of the defense ... Is enjoying his best season, while starting every game ... Plays hard and doesn't back down ... Has contributed 6.5 tackles behind the line and seven quarterback hurries.

**2006:** A starter at tackle ... Worked 30 defensive plays against Northeastern and contributed a tackle ... Turned in five tackles at North Carolina, including two behind the line ... Also had a QB hurry ... Had seven tackles in the Cincinnati game with a shared sack and a shared tackle for loss ... Was in on four tackles against Georgia Tech ... Registered a sack, six tackles and forced a fumble in the Southern Miss game ... Had two tackles, one behind the line, and a QB hurry against Clemson ... Broke up a pass and registered a hurry in the Miami game ... Posted a sack against Kent State ... Had a tackle and hurry at Wake Forest ... Contributed six tackles, a tackle for loss, a fumble recovery and a quarterback hurry in the win over Virginia ... Enters the Chick-fil-A Bowl with 37 total tackles, 2.5 sacks, two fumble recoveries and a pass broken up.

**Personal:** Carlton Eugene Powell, Jr. ... Born 8/14/85 in Norfolk, VA ... Son of Carlton and Jay Powell ... Majoring in human nutrition, foods and exercise.

Tackles	G	UT	AT	Tot.	Loss	Sacks
2004	13	7	10	17	6.0- 16	0- 0
2005	12	3	10	13	1.5- 7	0.5- 4
2006	12	16	21	37	6.5- 25	2.5- 19
Career	37	26	41	67	14.0- 48	3.0- 23
2006 Tackles Game-by-Game						
NE	1	1	0	1	0- 0	0- 0
at UNC	1	1	4	5	2- 4	0- 0
DUKE	1	0	0	0	0- 0	0- 0
UC	1	1	6	7	1- 2	0.5- 1
GT	1	1	3	4	0- 0	0- 0
at BC	1	3	0	3	0- 0	0- 0
USM	1	3	2	5	1- 9	1- 9
CU	1	0	2	2	0.5- 0	0- 0
at UM	1	1	0	1	0- 0	0- 0
KENT	1	1	1	2	1- 9	1- 9
at WF	1	1	0	1	0- 0	0- 0
UVa	1	3	3	6	1- 1	0- 0





**48**  
**Cory Price**

Cornerback • 5-10 • 191 • Sr.  
Blacksburg, Va. • Blacksburg H.S.

Ranked as one of the Hokies' top special team performers before being injured in the Clemson game ... Also worked at free safety ... Suffered a shoulder injury and missed the final four games ... Is not expected to return for the Chick-fil-A Bowl after having surgery in November ... His contributions will be missed.

**2006:** Picked up six plays at free safety in the opening game with Northeastern ... Played 14 snaps on special teams at UNC ... Graded over 90 percent on two special teams during the UC game and registered a tackle ... Added a tackle against Georgia Tech ... Also added a tackle on coverage against both USM and Clemson ... Suffered a dislocated shoulder

against the Tigers ... Was unable to return ... Had four tackles over his eight games.

**Personal:** McKinley Cory Price ... Born 4/9/85 in Blacksburg, VA ... Son of Tony and Brenda Price ... Majoring in human nutrition, foods and exercise.



**70**  
**Sergio Render**

Offensive Guard • 6-3 • 320 • Fr.  
Newnan, Ga. • Newnan H.S.

A true freshman who has started every game ... Has had his share of ups and downs, but earned first-team freshman All-America honors from scout.com and second-team honors from Rivals.com ... Also named to the ACC all-freshman team named by *The Sporting News* ... Leads the line in knockdown blocks with 37.


**2006:** Earned the starting right guard job during the preseason ... Graded 80 percent over 40 plays during the opener against Northeastern ... Had one knockdown block in that game ... Played 47 snaps in the UNC game, posting four knockdowns ... Had four more knockdowns against Duke ... Played all but one offensive down against Cincinnati ... Picked up three knockdowns in consecutive games against Georgia Tech, BC and Southern Miss ... Graded 82 percent in the USM game ... Had a season-best six knockdowns against No. 10 Clemson ... Play every offensive snap at Miami, grading 84 percent and posting three knockdown blocks ... Named ACC Offensive Lineman of the Week for



Sergio Render

his performance at Wake Forest ... Posted six knockdowns and a season-high grade of 90 percent ... Ended the regular season with a pair of knockdowns against Virginia that pushed his total to a team-leading 37 ... Has played 663 plays on offense.

**Personal:** Sergio Orlando Render ... Born 9/13/86 in LaGrange, GA ... Lives with his aunt and uncle, Kerri and Eric Geter ... Enrolled in university studies.



**75**  
**Kory Robertson**

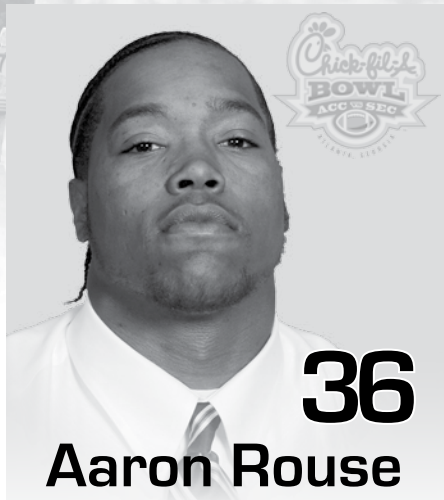
Defensive Tackle • 6-2 • 335 • r-Jr.  
Martinsville, Va. • Magna Vista H.S.

Has developed into a valuable backup at defensive tackle ... Possesses great quickness, which can make him hard to handle in the middle ... Has played in every game ... Also contributes on special teams.

**2006:** Blocked a field goal to preserve Tech's shutout on the final play against Northeastern ... Added three tackles, including one for loss in that game ... Played 32 snaps at North Carolina ... Had a tackle and a hurry during 30 plays against Duke ... Had a QB hurry and a tackle versus UC ... Was in on a pair of tackles at BC ... Registered two hurries and two tackles against Southern Miss ... Added a tackle in the Clemson game ... Saw action on 17 defensive plays at Miami with a tackle ... Had two tackles in the Kent State game ... Posted a sack at Wake Forest ... Has 15 tackles, a sack, two tackles for loss and six QB hurries.

**Personal:** Kory Wauzez Robertson ... Born 12/12/84 in Atlanta, GA ... Son of John Robertson and Sharon Pittman ... Has lived with his grandparents, John and Mary Robertson, since the age of 5 ... Enrolled in apparel, housing and resource management.

Tackles	G	UT	AT	Tot.	Loss	Sacks
2004	5	1	3	4	0- 0	0- 0
2005	11	2	3	5	0.5- 1	0- 0
2006	12	8	7	15	2.0- 13	1- 10
Career	28	11	13	24	2.5- 14	1- 10



**36**  
**Aaron Rouse**

Rover • 6-4 • 227 • r-Sr.  
Virginia Beach, Va. • First Colonial H.S.

One of the hardest hitters on the Tech squad ... Stands third on the team in tackles with 51 ... Turned in a big play at No. 14 Wake Forest, causing a fumble that was returned for a touchdown ... A big presence in the secondary who also helps out in run support.

**2006:** Opened the season with six tackles and a pass break up against Northeastern ... Returned an interception 28 yards at North Carolina ending a Tar Heel threat ... Also had six tackles, one behind the line, during that road win ... Turned in five tackles against Duke ... Added three in the Cincinnati game ... Had four tackles against GT ... Picked up six tackles at BC and four versus Southern Miss ... Collected three more in the Clemson game ... Was in on two tackles, one behind the line, at Miami ... Registered five tackles against Kent State ... Caused a fumble at Wake Forest that was returned for a key touchdown ... Had a total of four tackles in that game and three more versus Virginia ... Finished the regular season with 51 tackles, including two behind the line ... Has one interception and a pass broken up.

**Personal:** Aaron Roosevelt Rouse ... Born 1/8/84 in Norfolk, VA ... Son of Nadine Rouse ... Majoring in sociology.

Tackles	G	UT	AT	Tot.	Loss	Sacks
2003	13	19	27	46	3.0- 8	0- 0
2004	13	16	21	37	2.5- 15	0- 0
2005	13	35	42	77	4.5- 7	0- 0
2006	12	20	31	51	1.5- 3	0- 0
Career	51	90	121	211	11.5- 33	0- 0

2006 Tackles Game-by-Game						
NE	1	2	4	6	0- 0	0- 0
at UNC	1	3	3	6	1- 1	0- 0
DUKE	1	1	4	5	0- 0	0- 0
UC	1	1	2	3	0- 0	0- 0
GT	1	3	1	4	0- 0	0- 0
at BC	1	3	3	6	0- 0	0- 0
USM	1	1	3	4	0- 0	0- 0
CU	1	1	2	3	0- 0	0- 0
at UM	1	0	2	2	0.5- 2	0- 0
KENT	1	0	5	5	0- 0	0- 0
at WF	1	4	0	4	0- 0	0- 0
UVa	1	1	2	3	0- 0	0- 0



**4**  
**Eddie Royal**

Flanker • 5-10 • 181 • Jr.  
Herndon, Va. • Westfield H.S.

A threat anytime he touches the football ... Leads the team in receiving yards (452), punt returns (12.0 ypr) and kickoff returns (23.2) ... Earned honorable mention All-America honors as a punt returner from SI.com ... Has scored three touchdowns receiving and one on a punt return ... Leads the ACC in punt returns ... Second-team All-ACC as a return specialist ... Currently ranks third at Tech in career kickoff return yards, fifth in career punt return yards and 11<sup>th</sup> in career pass receptions ... Pound-for-pound one of the strongest players on the team with a 390-pound bench press.

**2006:** Has hauled in 27 passes for 452 yards and three touchdowns ... Also has 24 yards on five rushes, 251 yards on 21 punt returns and 395 yards on 17 kickoff returns ... Caught two passes for 8 yards against Northeastern ... Also returned three punts for 24 yards, had a 16-yard kickoff return and rushed once for a 9-yard gain ... Sprained a big toe in that game and played sparingly at UNC ... Saw a 20-game starting streak broken ... Did have two kickoff returns against the Tar Heels for 47 yards ... Picked up his first touchdown on a punt return with a 58-yarder against Duke ... Finished with six returns for 138 yards ... Added two receptions for 55 yards ... Had a catch for 44 yards in the Cincinnati game ... Also returned four kickoffs for 72 yards ... Had career-best seven catches and 102 yards receiving in the Georgia Tech game ... Scored on a 21-yard pass ... Caught five passes at BC for 44 yards ... Had a 40-yard catch in the Southern Miss game ... Returned a kickoff for 27 yards at Miami ... Posted three catches for 24 yards and three punt returns for 49 yards against Kent State ... Hauled in a 49-yard touchdown pass on Tech's first series at Wake Forest and added a career-best 55-yard kickoff return ... The Virginia game marked his second-straight game with a 49-yard TD catch ... Finished the contest with four grabs for 72 yards.

**Personal:** William Edward Royal ... Born 5/21/86 in Alexandria, VA ... Son of Pearl Royal ... Majoring in sociology.

Receiving	G	No.	Yds.	Avg.	TD	LG
2004	12	28	470	16.8	3	80
2005	13	27	315	11.7	2	42
2006	12	27	452	16.7	3	49
Career	37	82	1237	15.1	8	80

2006 Receiving Game-by-Game						
NE	1	2	8	4.0	0	7
at UNC	1	0	0	0.0	0	0
DUKE	1	2	55	27.5	0	41
UC	1	1	44	44.0	0	44
GT	1	7	102	14.6	1	30
at BC	1	5	44	8.8	0	16
USM	1	1	40	40.0	0	40
CU	1	1	14	14.0	0	14
at UM	1	0	0	0.0	0	0
KENT	1	3	24	8.0	0	11
at WF	1	1	49	49.0	1	49
UVa	1	4	72	18.0	1	49

Rushing	G	No.	Yds.	Avg.	TD	LG
2004	12	1	11	11.0	1	11
2005	13	10	79	7.9	1	17
2006	12	5	24	4.8	0	10
Career	37	16	114	7.1	2	17

K.O. Ret.	G	No.	Yds.	Avg.	TD	LG
2004	12	12	346	28.8	0	48
2005	13	14	283	20.9	0	36
2006	12	17	395	23.2	0	55
Career	37	43	1024	23.8	0	55

Punt Ret.	G	No.	Yds.	Avg.	TD	LG
2004	12	25	274	11.0	0	58
2005	13	32	263	8.2	0	29
2006	12	21	251	12.0	1	58
Career	37	78	788	10.1	1	58



**23**  
**Nic Schmitt**

Punter • 6-2 • 276 • r-Sr.  
Salem, Va. • Salem H.S.

Is poised to finish his career as the top punter in Tech history average-wise ... Takes a career-best average of 42.4 yards into the Chick-fil-A Bowl ... Is a weapon in the battle for field position ... Has had 11 kicks downed inside the 20 during the Hokies' six-game winning streak ... Ranks as a Super Iron Hokie in the weight room with a best back squat of 605 pounds ... Was a member of the preseason *Playboy* All-America team.

**2006:** Carries a 41.8-yard average through 12 games ... Has placed 15 punts inside the 20 and had 12 result in fair catches ... Punted just once for 48 yards in the season opener against Northeastern ... Averaged 44.7 yards on six punts at UNC ... Had three punts for a



39-yard average against Cincinnati ... Had a punt blocked and charged to the team against Georgia Tech ... Averaged just 34.5 yards on his other four punts ... Punted five times for a 47.8-yard average at BC ... Placed punts at the 1-, 2- and 11-yard lines against Southern Miss ... Dropped three more inside the 20 in the Clemson game, averaging 40.5 yards a kick ... Averaged 47.8 yards against Kent State, including a season-long 58-yarder ... Registered a 44.4-yard average at Wake Forest on five punts ... Topped that with five kicks for a 46.6-yard average and three inside the 20 against Virginia.

**Personal:** Nicolas James Schmitt ... Born 1/5/84 in Springfield, MO ... Son of Rick and Bonnie Schmitt ... Graduated in December with a degree in sociology.

Scoring	G	EP-	A	FGM	-A	LG	TP
2002	5	14-	14	2-	6	22	20
2004	3	2-	2	0-	0	0	2
Career	8	16-	16	2-	6	22	22

Field Goals	10-29 yds	30-39	40-49	50+
2002	2-2	0-1	0-3	0-0

Punting	G	No.	Yds.	Avg.	LG	I20
2004	3	1	43	43.0	43	0
2005	13	52	2244	43.2	65	15
2006	12	57	2380	41.8	58	15
Career	28	110	4667	42.4	65	30

2006 Punting Game-by-Game						
NE	1	1	48	48.0	48	0
at UNC	1	6	268	44.7	54	1
DUKE	1	2	80	40.0	50	1
UC	1	3	117	39.0	50	1
GT	1	4	138	34.5	43	0
at BC	1	5	239	47.8	53	1
USM	1	5	181	36.2	44	3
CU	1	8	324	40.5	47	3
at UM	1	8	291	36.4	47	0
KENT	1	5	239	47.8	58	1
at WF	1	5	222	44.4	51	1
UVa	1	5	233	46.6	58	3




**58**  
**Ryan Shuman**  
Guard/Center • 6-3 • 318 • r-So.  
Fork Union, Va. • Fork Union M.A.

Will return for the Chick-fil-A Bowl after missing the Hokies' last four games of the season ... Injured his left knee early in the Clemson game and underwent arthroscopic surgery ... Is in his first season as a starter ... Opened at left guard in Tech's first eight games ... Was coming off his best performance of the

season after grading out at 95 percent against Southern Miss ... A Super Iron Hokie in the weight room ... Will be a welcome addition for the bowl game.

**2006:** Took over the starting left guard position ... Graded 87 percent on 40 snaps against Northeastern ... Posted one knockdown block ... Added another knockdown at UNC, while playing 47 snaps ... Was in for 56 snaps against Duke ... Played every offensive snap against Cincinnati and Georgia Tech ... Struggled at BC, but came back to grade 95 percent with two knockdowns against Southern Miss ... Injured his knee seven plays into the Clemson game ... Underwent arthroscopic surgery to his left knee and sat out the rest of the regular season.

**Personal:** John Ryan Shuman ... Born 7/8/86 in Charlottesville, VA ... Son of John and Patricia Shuman ... His dad, John, is the head coach of the postgraduate football team at Fork Union Military Academy ... Enrolled in apparel, housing and resource management.



**45**  
**Purnell Sturdivant**  
Linebacker • 5-10 • 216 • r-So.  
Norfolk, Va. • Lake Taylor H.S.

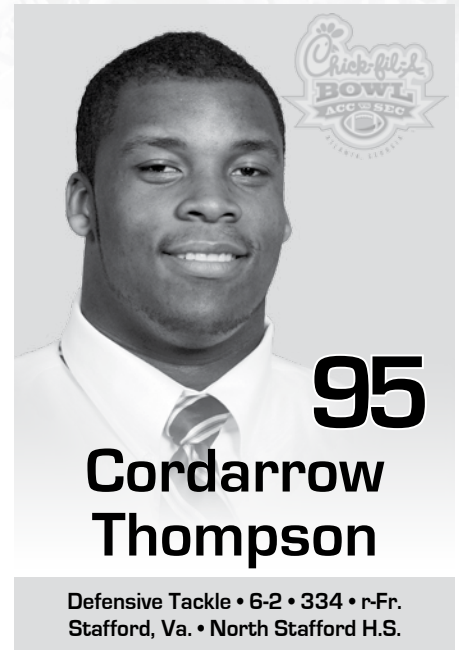
A special teams starter who also serves as the No. 2 man at the backer position ... Has seen action in six games on defense ... Combines speed and athleticism with good strength.

**2006:** Has seen reserve duty at linebacker ... Starts on the kickoff return team and works with three other units ... Played 19 defensive plays in the opener against Northeastern ... Was in on four tackles ... Had two tackles on defense at UNC ... Registered three total tackles in the Duke game ... Saw action on 10 special team plays versus UC ... Saw action on 13 plays against Southern Miss, registering a tackle ... Graded over 90 percent on two special team units and got a brief stint on defense against Kent State ... Turned in a big hit on special teams during the Wake Forest game ... Has 10 total tackles on the season.

**Personal:** Purnell Joshua Sturdivant ... Born 3/19/86 in Norfolk, VA ... Son of Purnell

and Terry Sturdivant ... Enrolled in apparel, housing and resource management.

Tackles	G	UT	AT	Tot.	Loss	Sacks
2005	13	4	5	9	0- 0	0- 0
2006	12	4	6	10	0- 0	0- 0
Career	25	8	11	19	0- 0	0- 0



**95**  
**Cordarrow Thompson**  
Defensive Tackle • 6-2 • 334 • r-Fr.  
Stafford, Va. • North Stafford H.S.

A young defensive tackle who has gotten better as the season progressed ... Has seen action on nearly 200 defensive plays as the backup for starter Barry Booker ... Possesses some quickness and play-making ability.

**2006:** Earned a backup role at tackle ... Played 30 plays against Northeastern, posting

*Continued on following page*



Cordarrow Thompson

# THOMPSON *Continued*

a sack for a 6-yard loss ... Added another sack at UNC ... Collected a tackle for loss and three total hits versus Duke ... Had a quarterback hurry during nine plays against UC ... Played six defensive plays at BC with three tackles and 18 plays against Southern Miss with two ... Got 12 plays against No. 10 Clemson and 11 at Miami ... Contributed three tackles during 16 plays at tackle ... Played 12 snaps at Wake Forest and seven against Virginia ... Finished the regular season with 14 tackles ... Has three tackles for loss, including a pair of sacks ... Also has three QB hurries.

**Personal:** Cordarow Eugene Thompson ... Born 10/2/87 in Fairfax, VA ... Son of Eugene and Wanda Thompson ... Enrolled in university studies.

Tackles	G	UT	AT	Tot.	Loss	Sacks
2006	11	7	7	14	3- 9	2- 8




**22**  
**Stephan Virgil**

Cornerback • 5-11 • 185 • Fr.  
Rocky Mount, N.C. • Rocky Mount H.S.

Another true freshman who has seen playing time ... Provides depth at the boundary cornerback spot ... Has seen action on special teams in 10 games ... Starts on the punt team as one of the gunners ... Backs up on two other units ... Saw his only work on defense during the season opener.

**2006:** Played 17 defensive snaps against Northeastern ... Had four tackles ... Was slowed by an ankle injury and picked up just one special teams play against North Carolina ... Worked five plays on special teams in the Duke game and four plays against Cincinnati ... Played in a jayvee game against Fork Union to pick up some extra reps ... Scored touchdowns in the game on a 46-yard interception return and a 22-yard fumble return ... Also saw special team duties against BC, Southern Miss and Clemson ... Did not play at Miami, but returned to special team duty against Kent State ... Had seven special teams plays at Wake Forest ... Downed two punts inside the 20 against Virginia.

**Personal:** Stephan Denard Virgil ... Born 4/3/87 in Rocky Mount, NC ... Son of Richard and Sandra Virgil ... Enrolled in university studies.



**30**  
**Cary Wade**

Free Safety/Rover • 5-10 • 190 • r-Sr.  
Fairfax, Va. • Robinson H.S.


Has been a valuable performer on the defensive unit this season ... Is seeing action at both free safety and rover ... Started two games at rover ... Has compiled 265 plays on defense and 119 on special teams ... Blocked a punt in the opening game against Northeastern ... Has really fought to be a good player and now plays a leadership role.

**2006:** Moved over to free safety prior to the opener when No. 2 man Cam Martin was sidelined ... Played 21 downs and shared a tackle for loss ... Also blocked a punt to set up a touchdown ... Split time between safety and rover at UNC ... Registered five tackles, forced a fumble and recovered it ... Did not see action against Duke due to a high confusion ... Returned to play eight plays on defense and 11 on special teams against Cincinnati ... Was in on six tackles at BC ... Made his first start in the Southern Miss game and contributed five tackles ... Had two tackles at rover against Clemson ... Started at Miami and contributed a pair of tackles ... Had five total tackles, including one for a loss, against Kent State ... Added five more tackles at Wake Forest, playing 23 plays at rover and eight plays at free safety ... Subbed at rover against Virginia and collected five tackles ... Has a total of 36 tackles, including 1.5 behind the line ... Also has forced a fumble and recovered a fumble.


**Personal:** Cary Dupree Wade ... Born 5/12/84 in Minneapolis, MN ... Son of Clifton and Beatrice Wade ... Graduated in December with a degree in sociology.

Tackles	G	UT	AT	Tot.	Loss	Sacks
2002	13	9	2	11	0- 0	0- 0
2004	13	4	2	6	0- 0	0- 0
2005	13	7	8	15	0- 0	0- 0
2006	11	17	19	36	1.5- 2	0- 0
Career	50	37	31	68	1.5- 2	0- 0

2006 Tackles Game-by-Game						
NE	1	0	1	1	0.5-	1 0- 0
at UNC	1	3	2	5	0-	0 0- 0
DUKE	Did not play					
UC	1	0	0	0	0-	0 0- 0
GT	1	0	0	0	0-	0 0- 0
at BC	1	4	2	6	0-	0 0- 0
USM	1	1	4	5	0-	0 0- 0
CU	1	1	1	2	0-	0 0- 0
at UM	1	1	1	2	0-	0 0- 0
KENT	1	1	4	5	1-	1 0- 0
at WF	1	3	2	5	0-	0 0- 0
UVa	1	3	2	5	0-	0 0- 0



**Carlton Weatherford**



**85**  
**Ed Wang**

Tight End • 6-5 • 268 • r-Fr.  
Ashburn, Va. • Stone Bridge H.S.

One of three freshmen who shared duties at tight end during the season ... Saw action on offense in 10 games ... Picked up two starts when the Hokies opened in two tight end sets ... The tallest target at 6-5, but did not catch a pass ... Started on the extra point and field goal team and the kickoff return team.

**2006:** Played 10 plays at tight end during the season opener with Northeastern ... Started in a two tight end set at UNC ... Had a knockdown block in the Duke game ... Saw action on 28 offensive snaps and five special team plays against Georgia Tech ... Was in for three plays against USM and seven versus Clemson ... Got six snaps at Miami ... Practiced at tackle following an injury to Brandon Frye ... Played nine snaps at tight end against Kent State ... Was in for 30 plays in the Wake Forest game and contributed a pair of knockdown blocks ... Saw action on 27 plays in the Virginia game.

**Personal:** Ed Wang ... Born 3/12/87 in Fairfax, VA ... Son of Robert and Nancy Wang ... His parents were both members of the Chinese Olympic team in the 1970s ... Majoring in communication.





39


**Carlton Weatherford**

Fullback • 5-10 • 230 • r-Jr.  
Danville, Va. • Tunstall H.S.

A hard-nose player who provides the Hokies with top effort at fullback and on special teams ... Has seen action in every game, contributing a touchdown reception against Northeastern ... A Super Iron Hokie in the weight room who has a 420-pound bench press and a real desire to succeed.

**2006:** A fullback and member of the kickoff return team ... Saw his first collegiate action in the opener ... Caught three passes for 19 yards, including a 4-yard touchdown catch ... Also ran once for a 2-yard gain ... Played three plays against UNC and 12 versus Duke ... Had an 8-yard run against the Blue Devils ... Played six offensive downs in the Georgia Tech game ... Got six snaps at BC and six more versus Southern Miss ... Had a carry for 1 yard in the USM game ... Played 15 snaps against No. 10 Clemson and 13 versus Kent State ... Caught a 6-yard pass at Wake Forest and also posted a 24-yard kickoff return ... Played a total of 25 offensive snaps ... Was in for 11 plays versus Virginia.

**Personal:** Carlton Nunn Weatherford, Jr. ... Born 1/5/85 in Danville, VA ... Son of Carlton and Donna Weatherford ... Majoring in sociology.



Sam Wheeler



51

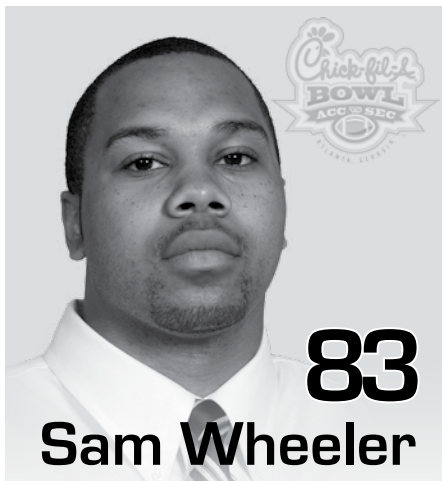
**Matt Welsh**

Offensive Guard • 6-4 • 295 • r-So.  
Clifton, Va. • Centreville H.S.

Helps provide the Hokies with some depth along the offensive line ... Has benefited from the strength and conditioning program ... Worked at both guard spots during the regular season, but saw only limited action.

**2006:** Worked at guard ... Played 12 snaps in the opener against Northeastern ... Also saw some special teams duty ... Was in on two offensive plays at UNC ... Picked up three plays in the Wake Forest game.

**Personal:** Matthew Edward Welsh ... Born 9/12/84 in Fairfax, VA ... Son of Ed and Maryann Welsh ... Majoring in apparel, housing and resource management.



83

**Sam Wheeler**

Tight End • 6-3 • 252 • r-Fr.  
Blacksburg, Va. • Blacksburg H.S. • Hargrave

Got eight starts during the regular season as a freshman ... Saw the most snaps among the three young tight ends, with 430 ... Leads the position in receptions with 12 ... Is still adjusting to the position, but has shown good hands and the ability to get open.

**2006:** Slowed by a toe injury in the preseason ... Played 12 snaps in the opener at tight end and had a knockdown block ... Worked 15 plays at UNC and had another knockdown ... Started in the Duke game and caught two passes for 25 yards, including a

17-yard TD grab ... Was in for 16 plays against UC ... Caught three passes for four yards, while playing 69 snaps against Georgia Tech ... Had a catch against both BC and Southern Miss ... Grabbed a key 41-yard pass to help set up a touchdown in the Clemson game ... Played 30 downs at Miami ... Had a touchdown reception erased by a penalty against Kent State ... Was in for 52 snaps at Wake Forest, catching two passes for 38 yards and grading out at 81 percent ... Started and played 60 snaps against Virginia ... Hauled in two passes for 29 yards ... Heads into the Chick-fil-A Bowl with 12 catches for 146 yards and one touchdown ... Has also contributed as a starter on the extra point and field goal team.

**Personal:** Samuel Ryan Wheeler ... Born 5/27/86 in Bluefield, WV ... Son of Anthony and Linda Wheeler ... Enrolled in university studies.

Receiving	G	No.	Yds.	Avg.	TD	LG
2006	12	12	146	12.2	1	41



3

**Ike Whitaker**

Quarterback • 6-4 • 204 • r-Fr.  
Germantown, Md. • Northwest H.S.

A talented young player ... Has spent most of the season as the No.2 man at quarterback behind Sean Glennon ... Possesses tremendous athleticism in terms of both throwing the football and running the football.

**2006:** Completed 10 of his 16 passing attempts for 119 yards and one touchdown ... Has seen 44 snaps while playing in five games ... Got in for 17 snaps against Northeastern ... Hit on 6 of 9 passes for 49 yards ... Threw a 41-yard touchdown pass to Greg Boone in late duty at North Carolina ... Completed his only pass attempt in the Duke game for 15 yards ... Played 15 snaps in the Southern Miss game ... Hit on just two of five passes for 12 yards, but added 26 yards on five rushes ... Appeared for three snaps in the Kent State game, rushing once for 1 yard.

**Personal:** Dewight Allan Whitaker ... Born 6/5/87 in Takoma Park, MD ... Son of Derrick Whitaker and Maria Thomas ... Enrolled in university studies.

Passing	G	Att-Comp	Pct.	Yds.	TD	Int
2006	5	16- 10	62.5	119	1	0



# THE COACHES

## Frank Beamer

### Head Coach Guides Tech Into 14th Straight Bowl



*Frank Beamer has led the Hokies to 10-win seasons each of the past three years and to 14 straight bowl games.*

Frank Beamer is celebrating his 20th year as the head football coach at Virginia Tech, and he's doing it in a special way.

After being named the Atlantic Coast Conference Coach of the Year in each of Tech's first two seasons in the league, Beamer quietly took on one of his biggest challenges in 2006 and helped turn it into another success story.

The Tech head man and his staff started the season with a young team that had an offensive line depleted by graduation, a new quarterback, new tight ends and a lack of proven depth on both sides of the ball. Now, they have a team that ended regular-season play with six-straight wins, overcoming two-straight losses and a few embarrassing moments, to make the Hokies one of just two Division I-A teams that have posted 10 or more wins in each of the last three seasons.

There's no doubt, Virginia Tech couldn't have asked for anyone better than Frank Beamer to guide its football program into the Atlantic Coast Conference. Last season, he took the Hokies to an 11-2 record, the ACC Coastal Division title, a spot in the inaugural league championship game and a bowl game. In 2004, Beamer guided another young Tech team — picked to finish sixth in the ACC — to a league title and a BCS Bowl. That team also won the league's 2004 Fall Sportsmanship Award for football, yet another tribute to the program Beamer and his staff have built.

When Beamer accepted the job as head football coach at his alma mater in 1987, his goal was for the Virginia Tech football program to reach a consistent level of excellence. The Hokies have

come a long way since that day, and along the way, Beamer has become one of the most respected and successful coaches on the college football scene.

Beamer, who was the consensus national coach of the year in 1999, is ranked third among active Division I-A coaches in victories with 198 over 26 seasons as a head coach. His Tech teams have posted a 142-41 record over the past 14 seasons and appeared in bowl games each year during that span, a feat equaled by just three other schools. Prior to winning the 2004 ACC championship, he guided the Hokies to three BIG EAST Conference championships and in 1999 helped direct Tech to the national championship game. Beamer's Hokies have earned the highest national rankings in the program's history, spending 77 weeks in the Top 10 of The Associated Press poll over the past eight seasons. During one stretch that ended in 2003, Tech was ranked in 84 consecutive AP polls.

Winning has been just part of Frank Beamer's success story. He and his staff have earned a reputation for getting the most out of their players.

In 2000, Beamer and his staff directed Tech to an 11-1 record after opening the season with eight new starters on defense and an all-new lineup in the kicking game. During the 2001 season, the Hokies posted an 8-4 record and appeared in the Top 20 every week despite having to fill four offensive line spots, the quarterback job vacated by sensational underclassman Michael Vick and the tailback spot left open when All-America running back Lee Suggs was lost for the

season with an injury. In 2002, the Hokies were 10-4 despite attacking one of their toughest schedules ever with a young team that featured all-new starters at the defensive tackle, inside linebacker and rover positions, as well as major questions at quarterback and wide receiver.

A spot in the Nokia Sugar Bowl to play No. 1 Florida State for the national championship focused widespread attention on Virginia Tech and its football program following the 1999 season. And although the Hokies fell short in their bid for the national title, they proved that they belong among the top teams in the college ranks.

For his part in the Hokies' magical 1999 season, Beamer earned eight national coach of the year awards. He was named the Bobby Dodd Coach of the Year, the GTE Coach of the Year, the Eddie Robinson Coach of the Year, the Paul 'Bear' Bryant Coach of the Year, The Associated Press Coach of the Year, the Walter Camp Football Foundation/*Street & Smith's* Coach of the Year, the

Maxwell Football Club Coach of the Year and the Woody Hayes Coach of the Year. He also was named the BIG EAST Conference Coach of the Year for the third time.

There have been plenty of other accolades for the Hokies' coach. Prior to the 2005 season, a *Seattle Times* Poll of more than 40 coaches voted Frank Beamer as the current I-A head coach for whom they had the most respect. Beamer was also selected the fifth-best strategist among current I-A coaches. In a survey of Division I-A football coaches conducted by *Bloomberg News* in the fall of 2000, Beamer was named the best coach a school could hire to run its football program. When BIG EAST Conference football celebrated its first 10 years of existence in 2000, Beamer was voted the Coach of the Decade by the league's media.

In January 2001, the Pigskin Club of Washington, D.C., honored Beamer as the NCAA Coach of the Year. In May of that year, an on-line newspaper named him the





best coach currently in the college football ranks because of his ability to place Tech among the nation's elite year in and year out.

Following consecutive 10-2 seasons in 1995 and 1996, Beamer was voted BIG EAST Conference Coach of the Year by the league coaches. He was one of five finalists in the voting for the 1995 National Coach of the Year. In 1996, *The Sporting News* queried writers from around the country and asked them to rate the coaches in various conferences. In the BIG EAST, those writers rated Frank Beamer the best coach on game day, the best in game preparation, the best as a motivator, the best as a teacher, the best in big games and the best overall.

In 1999, *The Sporting News* ranked the nation's top coaches in terms of their ability to get the most out of their players. Beamer was picked No. 9 in Division I-A. Four of Tech's last six years in the league, TSN rated the Tech coach tops among BIG EAST head coaches. The publication also ranked the Hokies' football coaching staff as the best in the conference four times during that span. *Street & Smith's* College Football 2002 rated Beamer as the top recruiter in the BIG EAST. In 2004, SI.com selected him coach of the year in the Division I-A ranks.

The rise of the Tech football program has made Beamer a man in demand. It has opened doors to places he may never have dreamed of as a youngster growing up in Southwest Virginia.

In September 2000, Beamer was invited to the White House where he joined a select group that stood in the Rose Garden behind then-President Bill Clinton as he made remarks on the Conservation and Reinvestment Act. Beamer was one of the keynote speakers at the American Football Coaches Association Convention in 2000, and in April, 2001, he joined former Prime Minister of Great Britain, Lady Margaret Thatcher, as one of the featured speakers at SUCCESS 2001, one of the nation's most popular business seminars.

In April 2004, Beamer was presented a Humanitarian Award by the National Conference for Community and Justice for

his contributions to fostering justice, equity and community in the Roanoke Valley. An avid NASCAR fan, Beamer has been the official starter for races at Bristol Motor Speedway and Richmond International Raceway.

Beamer's success has also made him a much sought-after coach. In recent years, he has been pursued by numerous other schools and has drawn interest from professional football teams. But in the end, his loyalty has remained with the Hokies.

Beamer has always put Virginia Tech first — ever since he starred as a defensive back for the Hokies in his undergraduate days in the late 1960s, and surely throughout his 20 years as head coach of the Hokies. He has given the Tech program a sense of stability enjoyed by just a handful of other Division I-A schools. Only three other active Division I-A head coaches have been at their current school as long as Beamer.

In 1990, Beamer received a new contract and a substantial pay raise. He refused the raise, however, until such time that all classified and faculty employees of the university could have the same opportunity for pay raises. Most state salaries had been frozen at the time. He was offered a pay increase again last year, but did not sign until his assistant coaches were taken care of first.

Another indication of Beamer's love for the university came on the night he was inducted into The Virginia Tech Sports Hall of Fame in 1997. He called it the biggest honor of his entire career. With the induction, he became the first active coach at the university to be honored in that fashion.

Beamer's overall record at Tech now stands at 156-81-2. He became Tech's winningest football coach during the 1997 campaign. Counting six years as head coach at Murray State prior to joining the Hokies, Beamer's overall 26-year record is 198-104-4.

The 60-year-old Beamer, the first alumnus to guide the Hokies since the 1940s, took over the Tech reins from Bill Dooley in January 1987. He began work a few days after the Hokies had beaten North Carolina State in the Peach Bowl. It took a while for him to get the Hokies moving in the right direction because the football program was hit with NCAA sanctions at the time.

But everything came together in the 1990s. The Techmen finished 9-3 in 1993 after beating Indiana, 45-20, in a wild Independence Bowl game. Tech followed up with an 8-4 season in 1994, losing to Tennessee, 45-23, in the Gator Bowl.

The Tech teams in 1995 and 1996 were among the best in school history. The 1995 team swept the BIG EAST Conference championship outright and the 1996 club tied for the title with Syracuse and Miami.

The 1995 team was 9-2 during the regular season and then came up with a stirring 28-10 victory over Texas in the Sugar Bowl. The 1996 team went 10-1 during the regular season and lost to powerful Nebraska, 41-21, in

the Orange Bowl after giving the Cornhuskers a fierce battle for three quarters.


The Hokies fell to 7-5 in 1997 and were beaten badly by North Carolina in the Gator Bowl, 42-3. But they came right back with a 9-3 mark in 1998 that included an impressive 38-7 victory over Alabama in the inaugural Music City Bowl in Nashville, Tenn.

The two winningest seasons in school history followed in 1999 and 2000 with the Hokies posting back-to-back 11-1 records. Tech registered its first-ever 11-0 regular-season record in '99 before losing its national championship battle with FSU.

In 2000, the Hokies' only blemish was a loss at Miami in the ninth game of the season. Both seasons, Tech climbed as high as No. 2 in The Associated Press poll, finishing No. 2 in '99 and No. 6 in 2000. The Hokies climbed as high as No. 5 in the 2001 AP poll and finished 18th. In 2002, Tech was ranked as high as No. 3 in the AP poll after posting consecutive wins over nationally ranked LSU (14th), Marshall (16th) and Texas A&M (19th). The Hokies' youthfull team finished the season 18th.

During the 2003 season, the Hokies ended No. 2 Miami's 39-game regular-season winning streak with a 31-7 victory. The Canes were the highest-ranked opponent Tech had ever beaten on the gridiron. The Hokies climbed as high as No. 3 in the polls before falling victim to inconsistent play during the final month of the season. Still, Tech earned eight wins for the 10th time in 11 seasons.

*continued*



**Coach Frank Beamer talks with his players in the locker room following the Hokies' 24-7 win over No. 10 Clemson.**



*Frank Beamer and his wife Cheryl, with their daughter Casey, and their son Shane and his wife Emily.*

The 2004 season saw the Hokies bounce back to win their last eight games of the regular season, including victories against three nationally ranked teams — No. 6 West Virginia, No. 16 Virginia and No. 9 Miami.

Beamer's early Tech teams also registered many exciting victories. One of the most impressive came in 1990 when the Hokies capped the year with a 38-13 victory over arch-rival Virginia before a crowd of 54,157, which at the time was the largest ever to see a college football game in the commonwealth of Virginia. During the 1989 season, Tech knocked off ninth-ranked West Virginia and star quarterback Major Harris, 12-10, in Morgantown.

During his undergraduate days at Tech, Beamer started three years as a cornerback and played on the Hokies' 1966 and 1968 Liberty Bowl teams. He received a B.S. in distributive education from Tech in 1969 and a master's in guidance from Radford in 1972. Then came the start of the Beamer coaching career.

He began as an assistant at Radford High School from 1969 through 1971. Then, after one season as a graduate assistant at the University of Maryland, he went to The Citadel where he worked five seasons under Bobby Ross and one year under Art Baker. His last two years at The Citadel, Beamer was the defensive coordinator.

In 1979, Beamer went to Murray State as the defensive coordinator under Mike Gottfried. He was named head coach at Murray State in 1981 and went on to compile a six-year record of 42 wins, 23 losses and two ties.

The Tech coach was born in Mt. Airy, N.C., and grew up in Hillsville, Va. At Hillsville High, he earned 11 varsity letters as a three-sport athlete in football, basketball and baseball.

Beamer is married to the former Cheryl Oakley of Richmond, Va. They have two children, Shane, a former member of his dad's football team at Tech and now an assistant at Mississippi State; and daughter Casey, a 2003 graduate of Virginia Tech.

## Beamer's Profile

### PERSONAL:

Born: 10/18/46, Mt. Airy, N.C.  
Hometown: Hillsville, Va.  
Wife: former Cheryl Oakley  
Children: Shane, Casey

### EDUCATION:

High School: Hillsville (1965)  
College: Virginia Tech (1969)  
Postgraduate: Radford University (1972)

### PLAYING EXPERIENCE:

Virginia Tech (1966-68)

### COACHING EXPERIENCE:

1972 Graduate Assistant, Maryland  
1973-76 Assistant Coach, The Citadel  
1977-78 Defensive Coordinator, The Citadel  
1979-80 Defensive Coordinator, Murray State  
1981-86 Head Coach, Murray State  
1981 (8-3)  
1982 (4-7)  
1983 (7-4)  
1984 (9-2)  
1985 (7-3-1)  
1986 (7-4-1) Ohio Valley co-champion  
Record at Murray State: 42-23-2 (six years)  
1987- Head Coach, Virginia Tech  
1987 (2-9)  
1988 (3-8)  
1989 (6-4-1)  
1990 (6-5)  
1991 (5-6)  
1992 (2-8-1)  
1993 (9-3) Independence Bowl champion  
1994 (8-4) Gator Bowl  
1995 (10-2) BIG EAST champion, Sugar Bowl champion  
1996 (10-2) BIG EAST co-champion, Orange Bowl  
1997 (7-5) Gator Bowl  
1998 (9-3) Music City Bowl champion  
1999 (11-1) BIG EAST champion, Sugar Bowl  
2000 (11-1) Gator Bowl champion  
2001 (8-4) Gator Bowl  
2002 (10-4) San Francisco Bowl champion  
2003 (8-6) Insight Bowl  
2004 (10-3) ACC champion, Sugar Bowl  
2005 (11-2) ACC Coastal champion, Gator Bowl champion  
2006 (10-2) Chick-fil-A Bowl  
Record at Virginia Tech: 156-81-2 (20 years)  
Overall head coaching record: 198-104-4 (26 years)

### BOWL/PLAYOFF EXPERIENCE:

#### Player

1966 Liberty (Virginia Tech vs. Miami)  
1968 Liberty (Virginia Tech vs. Mississippi)

#### Coach

1979 Division I-AA Playoffs (Murray State, semifinals)  
1993 Independence (Virginia Tech vs. Indiana)  
1994 Gator (Virginia Tech vs. Tennessee)  
1995 Sugar (Virginia Tech vs. Texas)  
1996 Orange (Virginia Tech vs. Nebraska)  
1997 Gator (Virginia Tech vs. North Carolina)  
1998 Music City (Virginia Tech vs. Alabama)  
1999 Sugar (Virginia Tech vs. Florida State)  
2000 Gator (Virginia Tech vs. Clemson)  
2001 Gator (Virginia Tech vs. Florida State)  
2002 San Francisco (Virginia Tech vs. Air Force)  
2003 Insight (Virginia Tech vs. California)  
2004 Sugar (Virginia Tech vs. Auburn)  
2005 Gator (Virginia Tech vs. Louisville)  
2006 Chick-fil-A (Virginia Tech vs. Georgia)



# NOTEWORTHY ACCOMPLISHMENTS

## Under the direction of Frank Beamer and his staff, the Hokies have ...

- played for the national championship for the first time in school history.
- become one of only four Division I schools to go to bowl games each of the last 14 seasons.
- earned four conference titles and four BCS bids in a 11-year span.
- become one of only two teams (USC) to produce three-consecutive 10-win seasons.
- compiled a school-record streak in the Associated Press Top 25 Poll at 84 consecutive weeks.
- posted 11 wins in a season for the first time.
- registered the program's first back-to-back 11-win seasons.
- produced the school's first 11-0 regular-season record in football.
- averaged more than nine wins a season over the last 14 years.
- won an Atlantic Coast Conference Championship in their first season of competition.
- played in the inaugural ACC Championship game.
- produced the ACC Coach of the Year and Player of the Year during their inaugural ACC season.
- became the first team in BIG EAST history to win all the league's major awards in the same season.
- earned the highest national rankings in school football history, including five Top 10 finishes and back-to-back Top 6 finishes.
- finished in a final Top 25 poll 11 times in the last 13 seasons.
- won more games (156) than under any other coaching staff in school history.
- been to four times as many bowl games (14) than under any other staff.
- won more bowl games (6) than under any other coaching staff.
- posted 14 straight seasons of seven or more wins for the first time in school history.
- had 115 of their last 137 games televised (85%).
- compiled an 92-30 record in televised games since the start of the 1995 season.
- blocked more kicks in the 1990s than any other Division I-A team.
- become one of only eight Division I-A schools ever to lead the nation in both scoring offense and defense in the same season.
- had at least one player from every defensive position score a touchdown.
- produced a No. 1 pick in the National Football League draft.
- had more than 130 players sign with NFL teams.
- had two players who entered the program as walk-ons drafted in the top four rounds of the NFL draft.
- produced 11 Associated Press All-Americans over the last eight seasons.
- had players win 10 major conference individual awards in the last nine years.



## National Coach of the Year

*Coach Frank Beamer was tabbed the consensus national football coach of the year for 1999 after leading the Hokies to an 11-0 regular season and a berth in the national championship game.*

Frank Beamer, the first Tech alumnus to guide the Hokies' football program since the 1940s, has won more games at Tech than any other football coach. Prior to Beamer, no other grid coach in Virginia Tech history had served more than 10 seasons as head coach. Only three of the 119 Division I-A head coaches have been at their current school consecutively longer than Beamer's 19 years. Those coaches are Joe Paterno (41 yrs., Penn State); Bobby Bowden (31 yrs., Florida State); and Fisher DeBerry (23 yrs., Air Force).

With this year's visit to the Chick-fil-A Bowl, head coach Frank Beamer has led the Hokies to 14 straight bowl games. The 14 bowl appearances mark the third-highest by any active coach. Penn State's Joe Paterno leads the way with 33, followed by Florida State's Bobby Bowden with 28. Beamer is tied with Tennessee's Phillip Fulmer and South Carolina's Steve Spurrier.



# BeamerBall

## Blocking Kicks and Scoring in All Phases of the Game Have Become Traditions Under Coach Frank Beamer

• During the Frank Beamer era at Tech, putting points on the scoreboard has always been a team effort — the offensive team, the defensive team and the special teams. It's called BeamerBall, and what sets it apart are the contributions of the defense and special teams.

• Each of Tech's last eight teams is ranked among the school's top 10 highest scoring teams. During that time, a player at every position on the defensive unit has produced at least one touchdown. And 27 different players have scored touchdowns while playing on Tech's special teams. Altogether, the defense and special teams have combined for 106 TDs since Beamer arrived in 1987, including 89 in Tech's last 162 games.

• Under Beamer, Tech's defense has scored 69 TDs, with 43 coming on pass interceptions, 24 on fumble returns and two on fumble recoveries. The special teams have added 37 TDs, including 15 on blocked punts, 13 on punt returns, four on kickoff returns, four on blocked field goals and one on a fumble recovery.

• Fittingly, the trend started in Beamer's first game as Tech's head coach when true freshman Jon Jeffries returned a kickoff 92 yards for a touchdown against Clemson. It was the Hokies' first TD under Beamer, and it was scored on special teams.

• Under Beamer, 70 different players on defense and special teams have scored TDs. Eighteen of those players — Don Stokes, Jock Jones, Roger Brown, Lawrence Lewis, Antonio Banks, Jim Baron, Keion Carpenter, Pierson Prioleau, Anthony Midget, Cory Bird, Kevin McCadam, Willie Pile, Jimmy Williams, Roland Minor, Vince Hall, Xavier Adibi, Vincent Fuller and Eric Green — scored twice. Jason Lallis, Ike Charlton and Ricky Hall each had three scores, André Davis four and DeAngelo Hall had six.

• Since the start of the 1993 season, Tech is 60-8 in games it scores at least one TD on defense or special teams.

### Touchdowns by Defense and Special Teams

**1987:** Jon Jeffries, 92-yd. kickoff return vs. Clemson; Don Stokes, recovered blocked punt in end zone vs. Syracuse; Randy Cockrell (ilb), 90-yd. interception return vs. Navy.

**1988:** Don Stokes, recovered blocked punt in end zone vs. Southern Miss; Jock Jones, recovered blocked punt in end zone vs. West Virginia; Roger Brown (cb), 55-yd. interception return vs. South Carolina; Leslie Bailey (ilb), 19-yd. interception return vs. South Carolina.

**1989:** Marcus Mickel, 90-yd. kickoff return vs. Clemson; Jock Jones (olb), 55-yd. interception return vs. Tulane; Roger Brown (cb), 55-yd. interception return vs. North Carolina State.

**1990:** The '90 season marked the first and only season to date during Beamer's tenure that Tech failed to score at least one TD on either defense or special teams.

**1991:** P.J. Preston (olb), recovered fumble in end zone vs. Oklahoma; Ken Landrum, 18-yd. blocked punt return vs. Cincinnati; Kirk Alexander (fs), 95-yd. interception return vs. Cincinnati.

**1992:** Tyronne Drakeford (cb), 40-yd. interception return vs. East Carolina; Tony Kennedy, 91-yd. kickoff return vs. Louisville; Ken Brown (olb), 18-yd. interception return vs. Rutgers.

**1993:** William Ferrell, 7-yd. blocked punt return vs. Rutgers; DeWayne Knight (olb), 23-yd. fumble return vs. Syracuse; Jeff Holland (dt), 8-yd. fumble return vs. Virginia; Lawrence Lewis (de), 20-yd. fumble return vs. Indiana; Antonio Banks, 80-yd. blocked field goal return vs. Indiana.

**1994:** Torrian Gray (rov), 66-yd. interception return vs. Boston College; Stacy Henley, 25-yd. blocked punt return vs. Temple; Lawrence Lewis (de), 60-yd. fumble return vs. East Carolina; Antonio Freeman, 80-yd. punt return vs. Pittsburgh.

**1995:** Jermaine Holmes, recovered blocked punt in end zone vs. Akron; Hank Coleman (de), 51-yd. fumble return vs. Rutgers; Myron Newsome (ilb), 71-yd. interception return vs. Rutgers; Larry Green (cb), 37-yd. interception return vs. West Virginia; Jim Baron (dt), 46-yd. fumble return vs. Temple; J.C. Price (dt), 19-yd. interception return vs. Temple; Antonio Banks (cb), 65-yd. interception return vs. Virginia; Bryan Still, 60-yd. punt return vs. Texas; Jim Baron (dt), 20-yd. fumble return vs. Texas.

**1996:** Cornelius White, 60-yd. blocked punt return vs. Syracuse; Keion Carpenter (fs), 100-yd. interception return vs. Miami.

**1997:** Carl Bradley (dt), recovered fumble in end zone vs. Rutgers; Pierson Prioleau (rov), 43-yd. fumble return vs. Rutgers; Lorenzo Ferguson (fs), 84-yd. interception return vs. Arkansas St.; Anthony Midget (cb), 22-yd. fumble return vs. Pittsburgh.

**1998:** Keion Carpenter (fs), 16-yd. interception return vs. Pittsburgh; Pierson Prioleau (rov), 85-yd. interception return vs. Boston College; Marcus Gildersleeve, recovered blocked punt in end zone vs. UAB; Ricky Hall, 17-yd. blocked punt return vs. West Virginia; Ricky Hall, recovered blocked punt in end zone vs. Syracuse; Loren Johnson (cb), 78-yd. fumble return vs. Syracuse; Ike Charlton (cb), 26-yd. interception return vs. Rutgers; Jamel Smith (lb), 98-yd. interception return vs. Rutgers; Anthony Midget (cb), 27-yd. interception return vs. Alabama.

**1999:** Ike Charlton (cb), 34-yd. interception return vs. Clemson; Corey Moore (de), 32-yd. fumble return vs. Clemson; Cory Bird (rov), 26-yd. fumble return vs. Syracuse; Phillip Summers (rov), 43-yd. interception return vs. Syracuse; Tee Butler, recovered fumble by punter in end zone vs. Syracuse; Ricky Hall, 64-yd. punt return vs. Miami; Ike Charlton (cb), 51-yd. fumble return vs. Miami; Larry Austin (cb), 31-yd. interception return vs. Temple.

**2000:** Willie Pile (fs), 11-yd. interception return vs. Akron; Cory Bird, 9-yd. blocked punt return vs. East Carolina; André Davis, 87-yd. punt return vs. East Carolina; André Davis, 71-yd. punt return vs. Boston College; André Davis, 76-yd. punt return vs. WVU; Nathaniel Adibi (de), 36-yd. fumble return vs. UCF.

**2001:** Channing Reed (dt), 8-yd. fumble return vs. Rutgers; Kevin McCadam (rov), 69-yd. interception return vs. UCF; André Davis, 55-yd. punt return vs. UCF; Jim Davis (de), 27 yd. interception return vs. WVU; Kevin McCadam (rov), 9-yd. fumble return vs. BC; Ronyell Whitaker, 71-yd. blocked field goal return vs. Pittsburgh; Brandon Manning, 22-yd. blocked punt return vs. Miami.

**2002:** DeAngelo Hall, 69-yd. punt return vs. Arkansas State; DeAngelo Hall (cb), 49-yd. interception return vs. Arkansas State; Jason Lallis (dt), 59-yd. fumble return vs. Arkansas State; Alex Markogiannakis (ilb), 25-yd. fumble return vs. Western Michigan; DeAngelo Hall, 51-yd. punt return vs. Rutgers; Darryl Tapp, 11-yd. blocked punt return vs. Virginia; Willie Pile (fs), 96-yd. interception return vs. Miami.

**2003:** Jason Lallis (dt), 45-yd. interception return vs. UCF; Eric Green (cb), 84-yd. interception return vs. UC; Mike Imoh, 91-yd. kickoff return vs. UC; Chris Clifton, 16-yd. blocked punt return vs. UC; Jimmy Williams (fs), 55-yd. interception return vs. Rutgers; DeAngelo Hall, 58-yd. punt return vs. Syracuse; DeAngelo Hall, 60-yd. punt return vs. Syracuse; Vincent Fuller (cb), 50-yd. fumble return vs. WVU; DeAngelo Hall (cb), 28-yd. fumble return vs. Miami; Eric Green (cb), 51-yd. interception return vs. Miami; DeAngelo Hall, 52-yd. punt return vs. Cal.

**2004:** Jason Lallis (de), 28-yd. fumble return vs. WMU; Brandon Flowers (cb), 38-yd. interception return vs. WMU; Vincent Fuller, 74-yd. blocked field goal return vs. WVU; Bl. Warren (ilb), 46-yd. interception return vs. FAMU; Roland Minor (cb), 64-yd. interception return vs. Georgia Tech; Jimmy Williams (cb), 34-yd. interception return vs. Maryland.

**2005:** Roland Minor (cb), 23-yd. interception return vs. DU; D.J. Parker, 78-yd. blocked field goal return vs. GT; Xavier Adibi (ilb) 25-yd. interception return vs. GT; Chris Ellis (de), 29-yd. interception return vs. GT; Vince Hall (ilb) 15-yd. fumble return vs. MU; Vince Hall (ilb) 13-yd. interception return vs. BC; James Anderson (olb) 39-yd. interception return vs. UL.

**2006:** Brenden Hill (olb), 69-yd. interception return vs. UNC; Eddie Royal, 58-yd. punt return vs. Duke; Victor "Macho" Harris (cb), 72-yd. interception return vs. UC; Noland Burchette (de), 15-yd. fumble return vs. KSU; Xavier Adibi (ilb), 35-yd. fumble return vs. WFU.



- Tech's tradition for blocking kicks is another part of BeamerBall. It was carried to new heights in 1998 with 10 blocks during the regular season and two more in the Hokies' Music City Bowl game against Alabama.

- Tech now has 113 blocks in Frank Beamer's 239 games as the head coach. The Hokies have blocked 57 punts (15 for TDs), 35 field goals and 21 extra points.

- The most prolific kick blockers under Beamer have been defensive lineman Bernard Basham and safety Keion Carpenter, who each

posted six blocks during their Tech careers. Basham blocked three field goals and three PATs, while Carpenter blocked six punts.

- Tech blocked more kicks in the 1990s than any other Division I-A team. The Hokies blocked 63 kicks during the decade — 31 punts, 18 PATs and 14 FGs. Tech has started the new decade with 38 blocks.

- During its time in the BIG EAST ('91-03), Tech posted at least three blocked kicks against every team in the league. During that span, Tech blocked 10 kicks against Pittsburgh, nine against Miami, seven versus

West Virginia, six versus Rutgers, four against Boston College and Syracuse, and three versus Temple.

- The teams Tech has victimized the most during Beamer's 20 seasons have been Pittsburgh, West Virginia and Miami. During that span, the Hokies have blocked 10 kicks versus the Panthers and Mountaineers, and nine against the Hurricanes.

- During the Beamer era, Tech has blocked two kicks in a game 20 times, winning 15 of those games. Tech blocked two kicks against four different teams in 1998.

## Virginia Tech's Blocked Kicks Under Coach Frank Beamer

Totals: 113 in 239 games (57 punts, 35 FGs, 21 PATs)

### 1987 (1 punt, 1 PAT, 1 FG)

Syracuse – punt\* (Jimmy Whitten) hL  
East Carolina – PAT (na) hL  
Cincinnati – FG (Roger Brown) hW

### 1988 (4 punts, 3 FGs)

Clemson – punt (Jock Jones) aL  
Southern Miss – punt\* (Archie Hopkins) aL  
West Virginia – punt\* (Archie Hopkins) hL  
Cincinnati – punt+ (Jock Jones) aW  
Louisville – FG (Jimmy Whitten) aL  
Florida State – FG (Roger Brown);  
FG+ (Roger Brown) aL

### 1989 (1 punt, 1 FG)

Tulane – punt+ (Archie Hopkins) hW  
NC State – FG (Jock Jones) aW

### 1990 (2 punts, 3 PATs, 1 FG)

East Carolina – PAT (John Rivers) aW  
South Carolina – PAT (John Rivers) hL  
Florida State – punt+ (Scott Jones) aL  
West Virginia – FG+ (Bernard Basham) hW  
Temple – punt (Archie Hopkins) aL  
NC State – PAT (Bernard Basham) hW

### 1991 (3 punts, 3 FGs)

James Madison – FG (Bernard Basham) hW  
Oklahoma – FG (Bernard Basham) aL  
Cincinnati – punt+ (P.J. Preston);  
punt\* (Kirk Alexander) hW  
Louisville – FG (John Rivers) hW  
East Carolina – punt (Marcus McClung) hL

### 1992 (5 PATs, 1 FGs)

James Madison – PAT (John Rivers);  
FG+ (Kirk Alexander) hW  
East Carolina – PAT (Bernard Basham) aL  
West Virginia – PAT (David Wimmer) hL  
Miami – PAT (Bernard Basham) hL  
Virginia – PAT (David Wimmer) hL

### 1993 (4 punts, 2 FGs)

Miami – punt@ (Willie Wilkins) aL  
Maryland – FG (George DelRicco) hW  
Rutgers – punt\* (Marcus McClung) hW  
Syracuse – punt+ (William Ferrell) hW  
Virginia – punt# (Brandon Semones) aW  
Indiana – FG\* (Jeff Holland) nW  
Independence Bowl

### 1994 (2 punts, 2 FGs)

Arkansas St. – FG (Cornell Brown) hW  
Temple – punt\* (William Ferrell) hW  
Miami – punt# (Michael Williams) aL  
Rutgers – FG (Michael Williams) hW

### 1995 (4 punts, 3 PATs, 1 FG)

BC – PAT (Waverly Jackson) hL  
Cincinnati – FG (Jim Baron);  
PAT (Lawrence Lewis) hL  
Miami – punt# (Angelo Harrison) hW  
Pittsburgh – punt+ (Angelo Harrison);  
punt# (Angelo Harrison) aW  
Akron – punt\* (Okesa Smith);  
PAT (Lawrence Lewis) hW

### 1996 (5 punts, 1 PAT)

Akron – PAT (John Engelberger) aW  
BC – punt+ (Keion Carpenter) aW  
Syracuse – punt\* (Cornelius White) aL  
Temple – punt (Keion Carpenter) hW  
SW Louisiana – punt (Michael Stuewe);  
punt+ (Keion Carpenter) hW

### 1997 (2 punts, 3 PATs, 2 FGs)

Arkansas St. – FG+ (Carl Bradley) hW  
WVU – punt# (Phillip Summers) aL  
Miami – PAT (Carl Bradley) hW  
Pittsburgh – PAT (Corey Moore);  
PAT (John Engelberger) aL  
Virginia – punt (Keion Carpenter);  
FG (John Engelberger) aL

### 1998 (8 punts, 2 PATs, 2 FGs)

East Carolina – FG+ (Corey Moore) hW  
Miami – PAT (John Engelberger) aW  
Pittsburgh – FG (Corey Moore);  
punt# (Larry Austin) hW  
Boston College – punt (Keion Carpenter);  
punt+ (André Davis) aW  
UAB – punt\* (Larry Austin) aW  
WVU – punt\* (Marcus Gildersleeve);  
PAT (John Engelberger) hW  
Syracuse – punt\* (Anthony Midget) aL  
Alabama – punt (Keion Carpenter);  
punt+ (Corey Moore) nW  
Music City Bowl

### 1999 (1 punt, 1 PAT)

Rutgers – PAT\* (Carl Bradley) aW  
Pittsburgh – punt+ (André Davis) aW

### 2000 (4 punts, 2 FGs, 2 PATs)

Akron – FG+ (Cory Bird) hW  
East Carolina – punt\* (Wayne Ward);  
FG (Larry Austin) aW  
Rutgers – punt+ (Eric Green) hW  
Temple – punt+ (Wayne Ward) hW  
West Virginia – punt (Lee Suggs)  
PAT (Lamar Cobb) hW  
Pittsburgh – PAT (David Pugh) hW

### 2001 (5 punts, 2 FGs)

W. Michigan – punt+ (Wayne Ward) hW  
Rutgers – punt@ (Eric Green) aW  
UCF – punt@ (Brandon Manning) hW  
Pittsburgh – FG\* (Lamar Cobb) aL  
Virginia – punt (Wayne Ward) aW  
Miami – FG# (David Pugh);  
punt\* (Eric Green) hL

### 2002 (5 punts, 2 FGs)

LSU – punt+ (Justin Hamilton);  
punt@ (Jason Lallis) hW  
Marshall – FG+ (Team) hW  
Western Michigan – FG (Jeff King) aW  
Pittsburgh – punt+ (Nathaniel Adibi) hL  
West Virginia – punt# (Ernest Wilford) hL  
Virginia – punt\* (Justin Hamilton) hW

### 2003 (1 punt, 3 FGs)

UConn – punt\* (Nathaniel Adibi) hW  
Rutgers – FG (Jeff King) aW  
Syracuse – FG (Vincent Fuller) hW  
Miami – FG (Eric Green) hW

### 2004 (1 punt, 3 FG)

W. Michigan – FG+ (Jim Davis);  
punt+ (Darryl Tapp) hW  
West Virginia – FG\* (Jim Davis) hW  
Virginia – FG (Jim Davis) hW

### 2005 (2 FG, 1 punt)

Georgia Tech – FG\* (Jeff King) hW  
North Carolina – FG+ (Darryl Tapp);  
punt+ (Macho Harris) hW

### 2006 (3 punts, 2 FG)

Northeastern – punt+ (Cary Wade);  
FG (Kory Robertson) hW  
North Carolina – punt+ (Josh Morgan) aW  
Cincinnati – punt@ (Josh Morgan) hW  
Miami – FG (Duane Brown) aW

\* - recovered or returned for touchdown

+ - led to TD

@ - led to safety

# - led to FG

^ - led to a two-point defensive extra point





# Billy Hite

## Associate Head Coach and Running Backs Coach



Billy Hite, who has helped develop 23 running backs who have gone on to sign with NFL teams, is wrapping up his 29th season on the Tech coaching staff and his sixth year as the Hokies' associate head coach.

While at Tech, Hite has helped produce eight of Virginia Tech's

top 10 career rushing leaders. He has been on the sidelines for more Virginia Tech football games than any other coach.

This season, he has helped sophomore Branden Ore to a 1,000-yard campaign and first-team All-ACC honors.

Hite came to Blacksburg as a member of Bill Dooley's football staff in 1978. He served as a recruiter and head jayvee coach his first two years, then took over as the offensive backfield coach in charge of tailbacks and fullbacks

in 1980. He has been coaching Tech's running backs ever since.

Hite remained at Tech when Frank Beamer took over in 1987 and was elevated to the position of assistant head coach by Beamer the following year. He was promoted to the new position of associate head coach in December 2000.

In 1989, Hite filled in as the acting head coach when Beamer was sidelined following coronary angioplasty surgery and had to miss a home game versus Tulane. Hite didn't let the Tech faithful down as he led the Hokies to an emotional 30-13 victory.

Hite's first tailback in 1980, Cyrus Lawrence, went on to establish Tech season and career marks for rushing yards. During the mid-1980s, Hite was credited with the development of Tech's famed "Stallions" backfield that featured Maurice Williams and Eddie Hunter.

In 2000, tailback Lee Suggs

shattered school and BIG EAST Conference scoring records on the way to leading the nation in touchdowns and scoring. Suggs, who also led the conference in rushing, was selected the Co-BIG EAST Offensive Player of the Year.

During the 2001 season, with Suggs sidelined by an injury, true freshman tailback Kevin Jones came on to lead the team in rushing and set a Tech record for rushing yards by a freshman. Jones was named the BIG EAST Rookie of the Year.

In 2002, Suggs and Jones combined to become the most productive Tech twosome ever in terms of single-season rushing yardage, combining for over 2,000 yards. During the 2003 season, Jones broke Lawrence's single-season rushing mark and set new Tech records for rushing in a game and 100-yard games in a season. He earned consensus All-America

honors before opting to leave early for the NFL Draft. He was a first-round pick of the Detroit Lions. Jones' single-game rushing mark was broken in 2004 when another one of Hite's pupils, Mike Imoh, ran for 243 yards at North Carolina.

A native of Hyattsville, Md., Hite was a former star tailback at the University of North Carolina. He received a bachelor's degree in education in 1974. Hite began his coaching career as a graduate assistant at UNC in '74. He was a part-time assistant for the Tar Heels from 1975-77. Hite received one of his highest honors when he was inducted into the DeMatha High School Hall of Fame in 1992.

Hite is married to the former Anne Heen of Memphis, Tenn. They have two daughters, Kirsten Marie, 21, and Bryn Elizabeth Louise, 17, and a son, Griffin William, 13.

### Hite's Profile

#### PERSONAL:

Born: 4/28/51, Washington, D.C.  
Hometown: Hyattsville, Md.  
Wife: former Anne Heen  
Children: Kirsten Marie, Bryn Elizabeth Louise, Griffin William

#### EDUCATION:

High School: DeMatha High School (1969)  
College: University of North Carolina (1974)

#### PLAYING EXPERIENCE:

North Carolina (1970-73)

#### COACHING EXPERIENCE:

1974-77 North Carolina (running backs)  
1978-87 Virginia Tech (running backs)  
1988-00 Virginia Tech (assistant head coach and running backs)  
2001- Virginia Tech (associate head coach and running backs)

#### BOWL EXPERIENCE:

Player  
1971 Sun (North Carolina vs. Texas Tech)  
1972 Gator (North Carolina vs. Georgia)  
Coach  
1974 Sun (North Carolina vs. Mississippi State)  
1976 Peach (North Carolina vs. Kentucky)  
1977 Liberty (North Carolina vs. Nebraska)  
1980 Peach (Virginia Tech vs. Miami)  
1984 Independence (Virginia Tech vs. Air Force)  
1986 New Peach (Virginia Tech vs. N.C. State)  
1993 Independence (Virginia Tech vs. Indiana)  
1994 Gator (Virginia Tech vs. Tennessee)  
1995 Sugar (Virginia Tech vs. Texas)  
1996 Orange (Virginia Tech vs. Nebraska)  
1997 Gator (Virginia Tech vs. North Carolina)  
1998 Music City (Virginia Tech vs. Alabama)  
1999 Sugar (Virginia Tech vs. Florida State)  
2000 Gator (Virginia Tech vs. Clemson)  
2001 Gator (Virginia Tech vs. Florida State)  
2002 San Francisco (Virginia Tech vs. Air Force)  
2003 Insight (Virginia Tech vs. California)  
2004 Sugar (Virginia Tech vs. Auburn)  
2005 Gator (Virginia Tech vs. Louisville)  
2006 Chick-fil-A (Virginia Tech vs. Georgia)



Coach Billy Hite and his wife, Anne, with Bryn, Griffin and Kirsten.



# VIRGINIA TECH'S RUNNING GAME

## Under the direction of Coach Billy Hite, in 2006 ...

- Branden Ore earned first-team All-Atlantic Coast Conference honors, leading the conference in all-purpose yards per game.
- the Hokies got an average of 121.6 yards per game out of their tailback position.
- Ore rushed for 1,095 yards and 14 touchdowns, including two 200-yard games, a school record.



"I tell all my players to be the best back on the field — to be complete football players. I want them to take the attitude that one man cannot bring them down. I want them to be physical and nasty when blocking; to run good pass routes and catch the football; and to be good actors and carry out their fakes. Once a back touches the ball, they make the decision where to run. I will never second guess a running back with the ball in his arms. If each back protects the football, makes the big play and plays with intensity, we will win."

— Billy Hite

## During Billy Hite's tenure at Virginia Tech ...

- the Hokies have rushed for over 64,000 yards — an average of nearly 200 yards per game (196) over a 329-game period.
- he has had a back rush for 100 yards or more in a game 150 times.
- the Hokies have had an average of 144 yards rushing per game from the tailback position.
- he has coached eight of Virginia Tech's top 10 career rushing leaders.
- he has worked with eight of the 10 Tech players who have turned in 1,000-yard rushing seasons.
- he has coached seven different running backs who rushed for over 100 yards in a bowl game.
- a total of 23 running backs have gone on to sign with NFL teams.
- the Hokies have been ranked among the top 20 rushing teams in Division I-A seven of the past 14 seasons.



Kevin Jones rushed for a Tech season-record 1,647 yards in 2003 before making his mark in the NFL with the Detroit Lions.

### Season Rushing Leaders

Player	Yards
<b>Kevin Jones</b>	<b>1,647</b>
<b>Cyrus Lawrence</b>	<b>1,403</b>
<b>Lee Suggs</b>	<b>1,255</b>
<b>Cyrus Lawrence</b>	<b>1,221</b>
<b>Lee Suggs</b>	<b>1,207</b>
<b>Dwayne Thomas</b>	<b>1,130</b>
<b>Shyrone Stith</b>	<b>1,119</b>
Roscoe Coles	1,119
<b>Branden Ore</b>	<b>1,095</b>
Roscoe Coles	1,045

### Career Rushing Leaders

Player	Yards
<b>Cyrus Lawrence</b>	<b>3,767</b>
<b>Kevin Jones</b>	<b>3,475</b>
Roscoe Coles	3,459
<b>Maurice Williams</b>	<b>2,981</b>
<b>Lee Suggs</b>	<b>2,697</b>
<b>Dwayne Thomas</b>	<b>2,696</b>
<b>Ken Oxendine</b>	<b>2,645</b>
<b>Eddie Hunter</b>	<b>2,523</b>
Phil Rogers	2,461
<b>Vaughn Hebron</b>	<b>2,327</b>

(*Bold signifies player coached by Hite*)



# Bud Foster

## Defensive Coordinator and Inside Linebackers Coach

Bud Foster has gained a well-deserved reputation as one of the nation's most respected defensive coaches while serving on Frank Beamer's football staff at Virginia Tech.

Foster, who is in his 20th season at Tech, has helped mold nationally-ranked defenses on a yearly basis during his 12 years as a coordinator. His success has made him a finalist for the

coveted Broyles Award in 1999, 2001, 2005 and 2006. The award is presented annually to the nation's top assistant football coach.

Last year's unit led the nation in total defense and ranked among the top three teams in three other categories. It also produced two first-team All-Americans in Jimmy Williams and Darryl Tapp, along with four all-conference players.

Led by All-ACC performers Vince Hall, Xavier Adibi and Brandon Flowers, this year is no different as the Hokies enter the bowl game ranked first in the nation in total defense, passing defense and scoring defense.

Tech's 2004 defense ranked in the top five nationally in total defense, pass defense, scoring defense, interceptions and turnovers gained. Tech's young 2002 defense was ranked among the national leaders in scoring defense, interceptions and turnovers gained.

Under Foster's guidance, the Hokies' 2001 defense proved to be one of the nation's best, ranking among the top eight teams in Division I-A in six different categories and leading the way in shutouts with four. In 2000, Foster took a defense that returned just three starters and turned it into a unit that led the BIG EAST in rushing defense, placed 16th nationally against the run and tied for third nationally in interceptions.

After helping Tech to the national championship game in 1999, Foster was recognized as the 2000 Division I-A Defensive Coordinator of the Year by *American Football Coach* magazine. Tech's

1999 defensive unit led Division I-A in scoring defense and ranked third in both total and rushing defense.

Following the 1998 season, Foster was pursued by the University of Florida for its defensive coordinator position, but he opted to continue his long-standing football association with Beamer. That association dates back to 1979 when Foster was a strong safety and defensive end at Murray State and Beamer was the defensive coordinator. Foster began his coaching career as a graduate assistant at MSU in 1981, Beamer's first season as the head coach.

Since coming to Tech in 1987, Foster has worn several coaching hats. He coached the inside linebackers for one year in 1987, then tutored the outside linebackers for the next five seasons. Foster assumed responsibility for both sets of linebackers prior to the 1993 season and also took over special-teams coaching that year. The following year, he coached the inside linebackers and special teams. Foster assumed the position of co-defensive coordinator in 1995 and took over as the sole defensive coordinator in '96. The inside linebackers continue to be his primary responsibility.

A 1981 graduate of Murray State, Foster was an outstanding strong safety and outside linebacker from 1977 to 1980. After two years as a graduate assistant at his alma mater, Foster was elevated to a full-time staff position. The Nokomis, Ill., native coached outside linebackers for three seasons before taking over the inside and outside linebackers in 1986. He also served as the Racers' recruiting coordinator and worked with special teams.

Foster and his wife Jacqueline have three children: Ammie, 27; Grant, 20; and Hillary, 18. In his spare time, Foster enjoys spending time with his family.

### Foster's Profile

#### PERSONAL:

Born: 7/28/59, Somerset, Ky.  
Hometown: Nokomis, Ill.  
Wife: former Jacqueline Travis  
Children: Ammie, Grant, Hillary

#### EDUCATION:

High School: Nokomis (Ill.) High School (1977)  
College: Murray State University (1981)

#### PLAYING EXPERIENCE:

Murray State (1977-80)

#### COACHING EXPERIENCE:

1981-82 Murray State (graduate assistant)  
1983-85 Murray State (outside linebackers)  
1986 Murray State (linebackers/special teams)  
1987 Virginia Tech (inside linebackers)  
1988-92 Virginia Tech (outside linebackers)  
1993 Virginia Tech (linebackers/special teams)  
1994 Virginia Tech (inside backers/special teams)  
1995- Virginia Tech (defensive coordinator/  
inside linebackers/special teams)

#### BOWL/PLAYOFF EXPERIENCE:

Player	
1979	Division I-AA Playoffs (Murray State, semifinals)
Coach	
1986	Division I-AA Playoffs (Murray State, quarterfinals)
1993	Independence (Virginia Tech vs. Indiana)
1994	Gator (Virginia Tech vs. Tennessee)
1995	Sugar (Virginia Tech vs. Texas)
1996	Orange (Virginia Tech vs. Nebraska)
1997	Gator (Virginia Tech vs. North Carolina)
1998	Music City (Virginia Tech vs. Alabama)
1999	Sugar (Virginia Tech vs. Florida State)
2000	Gator (Virginia Tech vs. Clemson)
2001	Gator (Virginia Tech vs. Florida State)
2002	San Francisco (Virginia Tech vs. Air Force)
2003	Insight (Virginia Tech vs. California)
2004	Sugar (Virginia Tech vs. Auburn)
2005	Gator (Virginia Tech vs. Louisville)
2006	Chick-fil-A (Virginia Tech vs. Georgia)



Coach Bud Foster and his wife, Jacquie, with Hillary, Grant and Ammie.





# VIRGINIA TECH'S DEFENSE

## Under the direction of Bud Foster in 2006, the Hokies' defense ...

- leads the nation in total defense.
- leads the nation in scoring defense.
- leads the nation in passing defense.
- ranks among the top two teams nationally in four defensive categories.
- tops the ACC in total defense, passing defense, pass efficiency defense and scoring defense.
- scored four touchdowns (two via fumble return, two via interception return).
- produced three All-ACC selections, including two first-teamers.
- allowed just 11 total touchdowns in 12 games.


## During Bud Foster's one year as co-defensive coordinator and 11 seasons as defensive coordinator, Tech has ...

- produced two BIG EAST defensive players of the year — Corey Moore, who earned the honor in both 1998 and 1999, and Cornell Brown, who won it in 1995.
- had at least one defensive player earn All-America honors every year entering the 2006 season. Four players gained A-A recognition in 1999 and three in 2001.
- produced its first Lombardi Award winner and its first Nagurski Trophy winner in Corey Moore.
- had 42 different defensive players score touchdowns.
- held opponents to an average of 101.9 yards rushing and 15.1 points per game over a 141-game span.
- had 24 players drafted by NFL teams.

"I believe in an attacking, aggressive style of defense.

We want to put speed and athleticism on the field and use that to attack and pressure opposing offenses."

— Bud Foster



## Tech's National Defensive Rankings Under Coach Bud Foster

### 1995\*

1st Rushing Defense (77.36 ypg)  
5th Scoring Defense (14.09 ppg)  
10th Total Defense (285.9 ypg)  
23rd Pass Efficiency Defense (104.25 rating)

### 1996

Tied-9th Scoring Defense (15.27 ppg)  
16th Pass Efficiency Defense (99.37 rating)  
19th Rushing Defense (112.0 ypg)  
24th Total Defense (316.09 ypg)

### 1997

13th Scoring Defense (16.82 ppg)

### 1998

2nd Interceptions (23)  
4th Scoring Defense (12.9 ppg)  
7th Total Defense (284.9 ypg)  
11th Rushing Defense (102.2 ypg)  
11th Pass Efficiency Defense (103.4 rating)

### 1999

1st Scoring Defense (10.5 ppg)  
3rd Total Defense (247.3 ypg)  
3rd Rushing Defense (75.9 ypg)  
7th Pass Efficiency Defense (98.1 rating)

### 2000

Tied-3rd Interceptions (23)  
16th Rushing Defense (99.3 ypg)

### 2001

2nd Total Defense (237.81 ypg)  
2nd Rushing Defense (71.6 ypg)  
2nd Scoring Defense (13.4 ppg)  
3rd Pass Efficiency Defense (85.62 rating)  
Tied-7th Interceptions (19)  
8th Pass Defense (166.27 ypg)

### 2002

1st Interceptions (24)  
5th Turnovers Gained (37)  
21st Scoring Defense (18.79 ppg)

### 2004

2nd Scoring Defense (12.85 ppg)  
Tied-2nd Turnovers Gained (32)  
4th Total Defense (268.00 ypg)  
4th Pass Defense (152.77 ypg)  
Tied-4th Interceptions (19)  
7th Pass Efficiency Defense (100.95)  
9th Turnover Margin (1.00)  
21st Rushing Defense (115.23 ypg)

### 2005

1st Total Defense (247.62 ypg)  
2nd Scoring Defense (12.92 ppg)  
2nd Pass Efficiency Defense (92.68)  
3rd Pass Defense (154.23 ypg)  
8th Rushing Defense (92.68 ypg)  
Tied-9th Interceptions (19)

### 2006

1st in Total Defense (221.09 ypg)  
1st in Scoring Defense (9.33 ppg)  
1st in Pass Defense (128.17 ypg)  
2nd in Pass Efficiency Defense (90.70)  
Tied-15th Interceptions (16)  
14th in Rushing Defense (92.92 ypg)  
25th in Turnover Margin (0.58)

\*co-coordinator in 1995



# Bryan Stinespring

## Offensive Coordinator and Tight Ends Coach



Bryan Stinespring, an integral member of the Virginia Tech staff as both a coach and recruiter, is in his fifth season overseeing the Hokies' offense. Stinespring was promoted to offensive coordinator in December 2001 and began those duties during the Hokies' Gator Bowl game against Florida State on New Year's Day.

The 2006 season marks Stinespring's 14th year as a full-time coach on Frank Beamer's staff at Tech. This season, he returned to coaching the tight

ends after eight seasons as the offensive line coach.

During his time as the offensive line coach, one of Stinespring's star pupils, center Jake Grove, won the 2003 Rimington Trophy and became the university's third unanimous All-American. He was the first center taken in the 2004 NFL Draft. Last year, three of his linemen — Jimmy Martin, Will Montgomery and Jason Murphy — were named to the All-ACC team with Montgomery and Murphy earning first-team honors.

Stinespring took over the offensive line duties in the spring of 1998 and helped mold Tech's young line into a unit that showed steady improvement

during the '98 season. Two members of that line — tackle Derek Smith and guard Dwight Vick — went on to sign with NFL teams.

In 1999 and 2000, the offensive line helped clear the way as the Hokies set new BIG EAST rushing marks in back-to-back seasons. Center Keith Short, guard Matt Lehr and tackle Dave Kadela all earned second-team All-BIG EAST honors in '99. Lehr repeated as a second-team pick in 2000, while Kadela moved to first team. In 2002, tackle Anthony Davis earned second-team all conference honors as the offensive front cleared the way for record-setting tailbacks Lee Suggs and Kevin Jones, who combined for over 2,100 yards. In 2004, senior tackle Jon Dunn earned second-team All-ACC honors, while Montgomery and Martin were honorable mention.

Prior to taking over the O-line duties, Stinespring coached Tech's tight ends and

assisted with the offensive line for five seasons. He was the Hokies' recruiting coordinator for eight years (1994-2001) and continues to be instrumental in helping attract top high school talent to campus. In 2001, he served as Tech's assistant head coach along with his other duties.

Stinespring initially joined the Tech staff in 1990 as a graduate assistant coach and spent two seasons in that capacity helping with the offensive line. After serving as the director of sports programs in 1992, he was elevated to a full-time coaching position prior to the 1993 season.

A native of Clifton Forge, Va., Stinespring was a walk-on player for James Madison University in the early 1980s. He is married to the former Shelley Franklin of Richmond, Va. Bryan and Shelley have a son, Daniel, 12; twin daughters, Caroline and Olivia, who are 8 years old, and another daughter, Ella Grace, 3.

### Stinespring's Profile

#### PERSONAL:

Born: 10/12/63, Clifton Forge, Va.  
Hometown: Clifton Forge, Va.  
Wife: former Shelley Franklin  
Children: Daniel Franklin, Caroline Frances, Olivia Jane, Ella Grace

#### EDUCATION:

High School: Clifton Forge (Va.) High School (1982)  
College: James Madison University (1986)  
Postgraduate: Virginia Tech (1992)


#### COACHING EXPERIENCE:

1986-88 Lexington (Va.) High School  
1989 Patrick Henry (Va.) High School  
1990-91 Virginia Tech (graduate assistant)  
1992 Virginia Tech (director of sports programs)  
1993 Virginia Tech (tight ends/assistant offensive line)  
1994-97 Virginia Tech (tight ends/assistant offensive line/  
recruiting coordinator)  
1998-00 Virginia Tech (offensive line/recruiting coordinator)  
2001 Virginia Tech (assistant head coach/OL/recruiting)  
2002-05 Virginia Tech (offensive coordinator/offensive line)  
2006- Virginia Tech (offensive coordinator/tight ends)

#### BOWL EXPERIENCE:

##### Coach

1993 Independence (Virginia Tech vs. Indiana)  
1994 Gator (Virginia Tech vs. Tennessee)  
1995 Sugar (Virginia Tech vs. Texas)  
1996 Orange (Virginia Tech vs. Nebraska)  
1997 Gator (Virginia Tech vs. North Carolina)  
1998 Music City (Virginia Tech vs. Alabama)  
1999 Sugar (Virginia Tech vs. Florida State)  
2000 Gator (Virginia Tech vs. Clemson)  
2001 Gator (Virginia Tech vs. Florida State)  
2002 San Francisco (Virginia Tech vs. Air Force)  
2003 Insight (Virginia Tech vs. California)  
2004 Sugar (Virginia Tech vs. Auburn)  
2005 Gator (Virginia Tech vs. Louisville)  
2006 Chick-fil-A (Virginia Tech vs. Georgia)



Coach Bryan Stinespring and his wife, Shelley, with their children; Daniel, Caroline, Olivia and Ella.



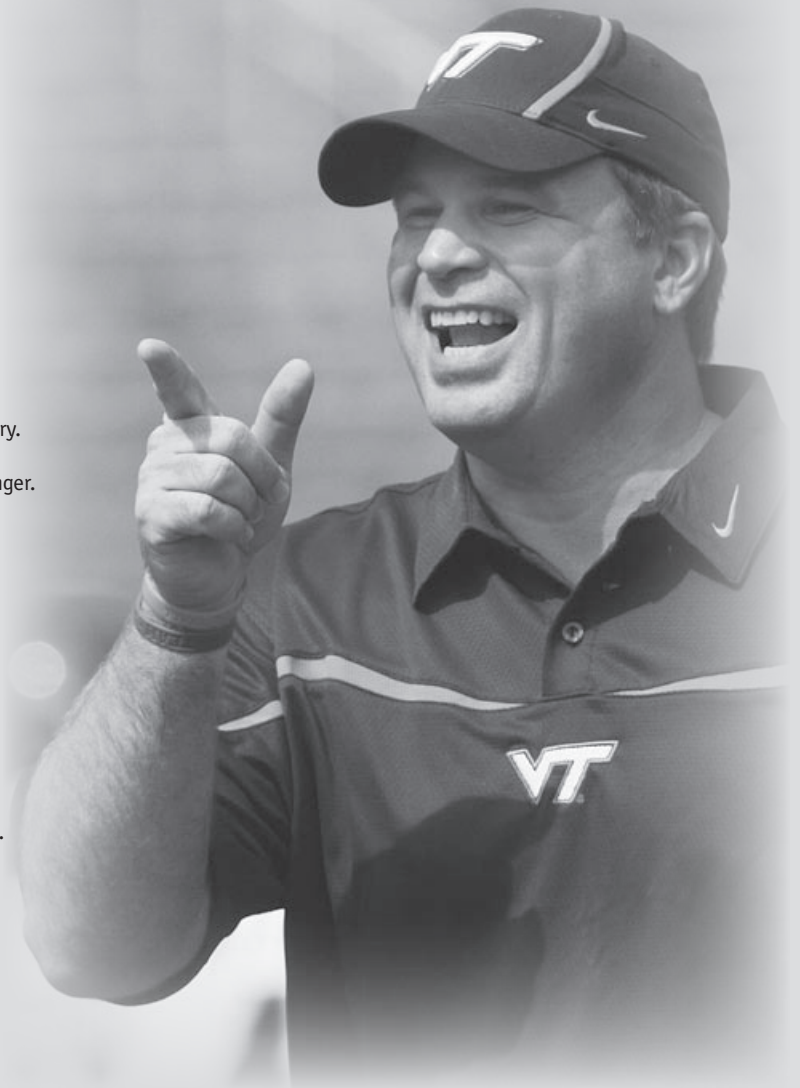
# VIRGINIA TECH'S OFFENSE

## Under the direction of Bryan Stinespring in 2006, the Hokies' offense ...

- averaged 26 points per game.
- was third in the ACC in both scoring offense and passing efficiency.
- produced two All-ACC players.
- featured Branden Ore, the ACC's leader in all-purpose yards and No. 2 man in rushing.
- saw Sean Glennon become just the seventh quarterback in Tech history to pass for over 2,000 yards in a season.
- produced the eighth-best team passing total in school history.
- had seven different receivers catch passes of 40 yards or longer.

## During Bryan Stinespring's five seasons as offensive coordinator, Tech has ...

- averaged 366 yards and 31.4 points per game.
- finished with three of its top four all-time teams in total offense and three of its top five teams in both total points and passing yardage.
- produced Tech's first Rimington Trophy winner in Jake Grove.
- had five players earn All-BIG EAST honors, including one repeat performer, and nine more who won All-ACC honors during the past three seasons, with three repeat picks.
- produced the ACC Player of the Year and Offensive Player of the Year in 2004 in Bryan Randall.
- had 16 players sign with NFL teams.




"We want, and expect, to attack both the defense and the field of play in a concerted, aggressive approach. We want to be able to use schemes and formations that utilize our talents while placing pressure on the opponent to adjust and defend. Our goal is to set the tempo of the game and dictate the style of play that is indicative of Virginia Tech football."

— Bryan Stinespring



# Jim Cavanaugh

## Recruiting Coordinator and Strong Safety and Outside Linebackers Coach



Jim Cavanaugh has played a major role in Virginia Tech's success since joining Frank Beamer's

coaching staff in 1996. Cavanaugh is in his 11th season as the Hokies' strong safety and outside linebackers coach and his fifth year as Tech's recruiting coordinator.

No one has been more instrumental in bringing top-notch talent to the Tech program than Cavanaugh. Over the past eight

years, his recruiting skills have helped the Hokies attract, among others, prep All-Americans Michael Vick, Nathaniel Adibi, Bryan Randall, Jonathan Lewis, Marcus Vick, Xavier Adibi and Chris Ellis.

Along with his success in attracting talent, Cavanaugh has been instrumental in helping players develop their talent once they join the Tech program. During his first season on the job, in 1996, outside linebacker Brandon Semones led the team in tackles and earned second-team All-BIG EAST honors.

Cavanaugh has since helped in the development of highly successful players, Pierson Prioleau, Cory Bird, Kevin McCadam, Michael Crawford and James Anderson. Prioleau was a first-team All-BIG EAST pick in 1997 and 1998 and earned third-team All-America recognition from *The Sporting News* in '97. He was a fourth-round draft pick of the San Francisco 49ers in 1999. Bird was tabbed a second-team All-BIG EAST pick following the 2000 season and was selected in the third round of the NFL draft by the Indianapolis Colts. McCadam was one of the keys to Tech's success in 2001 and was a fifth-round NFL selection by the Atlanta Falcons. Crawford set a rover position record for tackles with 131 in 2003 and was a second-team All-BIG EAST selection. Anderson, a two-year starter at whip linebacker, was a third-round NFL draft pick last spring.

Tech's appearance in the 2006 Chick-fil-A Bowl will mark Cavanaugh's 23rd postseason game as a coach. A former star receiver at William & Mary, he is a veteran of 37 years coaching, including 33 as a full-time coach on the collegiate level. He has worked at two other Virginia schools — VMI and the University of Virginia — during his career and has been on the staff of four other ACC schools — North Carolina State, Virginia, Maryland and North Carolina.

Cavanaugh coached at the University of North Carolina for eight years and from 1982 through 1987, he worked under Bobby Ross and Joe Krivak at Maryland. He served two years at North Carolina State, three years under coach Bob Thalman at VMI, one year at Virginia and two years at Marshall. Cavanaugh began his collegiate coaching career as a graduate assistant at NC State in 1972.

During his years as a receiver at William & Mary, Cavanaugh surpassed the Tribe's career record in receiving with 117 catches and over 1,600 yards. He also earned honorable mention All-America honors in 1967 and was co-captain of his team in 1969. Cavanaugh was inducted into the William & Mary Sports Hall of Fame in April 2001.

Married to the former Marsha Carnell, he has two children — Ryan, an Appalachian State graduate who works for the Indianapolis Colts and Lauren, who

graduated from Virginia Tech in 2002. Ryan and his wife, the former Melissa Searls, have a daughter, Mallory, who is 1, while Lauren and her husband, Rob Reddick, have two sons, Matthew, who is 2, and Marshall, who was born in January.

*Coach Jim Cavanaugh and his wife, Marsha.*



### Cavanaugh's Profile

#### PERSONAL:

Born: 8/4/48, Queens, N.Y.  
Hometown: Queens, N.Y.  
Wife: former Marsha Carnell  
Children: Ryan, Lauren

#### EDUCATION:

High School: Chaminade High School (1966)  
College: The College of William & Mary (1970)  
Postgraduate: North Carolina State University (1974)

#### PLAYING EXPERIENCE:

William & Mary (1967-69)

#### COACHING EXPERIENCE:

1970 Newport News (Va.) High School  
1971 Denbigh (Va.) High School  
1972-73 NC State (graduate assistant)  
1974-75 VMI (receivers)  
1976 VMI (running backs)  
1977-78 NC State (receivers)  
1979-80 Marshall (offensive coordinator/quarterbacks)  
1981 Virginia (receivers)  
1982-86 Maryland (running backs)  
1987 Maryland (offensive coordinator/quarterbacks)  
1988-95 North Carolina (receivers)  
1996-01 Virginia Tech (strong safety, outside linebackers)  
2002- Virginia Tech (recruiting coordinator/strong safety, outside linebackers)

#### BOWL EXPERIENCE:

Coach

1972 Peach (NC State vs. West Virginia)  
1973 Liberty (NC State vs. Kansas)  
1977 Peach (NC State vs. Iowa State)  
1978 Tangerine (NC State vs. Pittsburgh)  
1982 Aloha (Maryland vs. Washington)  
1983 Citrus (Maryland vs. Tennessee)  
1984 Sun (Maryland vs. Tennessee)  
1985 Cherry (Maryland vs. Syracuse)  
1992 Peach (North Carolina vs. Mississippi State)  
1993 Gator (North Carolina vs. Alabama)  
1994 Sun (North Carolina vs. Texas)  
1995 Carquest (North Carolina vs. Arkansas)  
1996 Orange (Virginia Tech vs. Nebraska)  
1997 Gator (Virginia Tech vs. North Carolina)  
1998 Music City (Virginia Tech vs. Alabama)  
1999 Sugar (Virginia Tech vs. Florida State)  
2000 Gator (Virginia Tech vs. Clemson)  
2001 Gator (Virginia Tech vs. Florida State)  
2002 San Francisco (Virginia Tech vs. Air Force)  
2003 Insight (Virginia Tech vs. California)  
2004 Sugar (Virginia Tech vs. Auburn)  
2005 Gator (Virginia Tech vs. Louisville)  
2006 Chick-fil-A (Virginia Tech vs. Georgia)




# VIRGINIA TECH RECRUITING

"The state of Virginia is, and always will be, the primary focus of our recruiting. In recent years, a number of outstanding players from outside the state have also expressed great interest in Virginia Tech. If you get the best players from the state of Virginia and put them together with some talented players from out-of-state, you've got a really good combination."

— Coach Frank Beamer

Michael Vick




## Covering the State

- John Engelberger – Northern Virginia
- Todd & T.J. Washington – Eastern Shore
- Jim Davis, Ernest Wilford – Fork Union
- Jonathan & Kevin Lewis – Richmond
- Michael Vick, Bryan Randall – Peninsula
- DeAngelo Hall, Shyrone Stith – Tidewater
- Michael Hawkes – Southside
- Cornell Brown, Jake Grove – Lynchburg
- Waverly Jackson – Southside
- Lee Suggs – Roanoke
- Maurice DeShazo – Martinsville area
- Chad Beasley, – Southwest Virginia
- Jake Houseright



Ben Taylor



"Having coached high school football in Newport News and having spent most of my professional recruiting life in the state of Virginia, I am fully aware of the outstanding quality of the players and coaches within our state. Our objective is to recruit as many of the great players in the state as possible with the goal of winning the national championship."

— Coach Jim Cavanaugh

## Across the Country

- Cory Bird, Billy Conaty – New Jersey
- Keion Carpenter, Antonio Freeman – Maryland
- Ike Charlton, Torrian Gray – Florida
- André Davis – New York
- Kevin Jones, Jim Druckenmiller – Pennsylvania
- Kevin McCadam – California
- Corey Moore – Tennessee
- Pierson Prioleau, Tyronne Drakeford – South Carolina
- Jim Pyne – Massachusetts
- Derek Smith – West Virginia
- Ben Taylor, Dave Kadela – Ohio

## Coaches' In-State Recruiting Areas

Jim Cavanaugh .....	Richmond/Peninsula
Bud Foster .....	Northern Virginia
Torrian Gray .....	Northern Virginia
Billy Hite.....	I-81 corridor
Curt Newsome.....	Tidewater
Bryan Stinespring .....	Roanoke/Lynchburg/Danville/Martinsville
Charley Wiles.....	Southwest Virginia



# Torrian Gray

## Defensive Backfield Coach

Former Virginia Tech defensive standout Torrian Gray is concluding his first season as the Hokies' defensive backfield coach. He's made an immediate impact, spearheading a secondary that ranks as the nation's No. 1 pass defense entering the bowl season. He's also brought along the youngest group of cornerbacks in the ACC, a group that features two sophomore starters including first-team all-conference selection Brandon Flowers.

Gray spent the past two seasons as assistant defensive backs coach with the NFL's Chicago Bears. During the 2005 season, the Bears ranked fifth in the NFL in passing defense, allowing just 179.5 yards per game, and finished tied for second in interceptions (24). Defensive backs Nathan Vasher and Mike Brown were both

elected to the Pro Bowl as Chicago posted an 11-6 record and clinched a playoff bye after winning the NFC North Division. In 2004, the Bears recorded 29 total takeaways and set a team record with six defensive touchdowns, including four by defensive backs.

Gray began his coaching career at the University of Maine, serving as defensive backs coach for two seasons (2000-01). The Black Bears qualified for the I-AA playoffs and advanced to the quarterfinals in 2001. Gray spent the 2002 and 2003 seasons as defensive backs coach at the University of Connecticut. During his tenure in Storrs, the Huskies' defense ranked among the nation's best despite moving up from Division I-AA to Division I-A in 2002.

During his playing career at Virginia Tech (1992-96), Gray helped the Hokies to four consecutive bowls for the first time in

school history. He played on 97 percent of the Hokies' defensive plays over his last three seasons, starting at rover in 1994 and '95, and handling the starting free safety duties in 1996. He was named ALL-BIG EAST all three seasons and helped Tech to conference championships his last two years. He shared the team lead in interceptions in both 1993 and 1994, and was named the Hokies' Outstanding Defensive Back in 1996. Gray earned a bachelor's degree in consumer studies from Tech.

Gray was drafted in the second round of the 1997 NFL Draft (49th overall) by the Minnesota Vikings. He started five games as a rookie, including two playoff contests. He contributed as a starter in the nickel package and as a special teams player for the remainder of his professional career before retiring in the spring of 2000 due to a knee injury. The Vikings advanced to the playoffs in each of his three seasons.

A native of Lakeland, Fla., Gray has a daughter, Tori, who is 8.



*Coach Torrian Gray and his daughter, Tori.*

### Gray's Profile

**PERSONAL:**

Born: 3/18/74, Lakeland, Fla.  
Hometown: Lakeland, Fla.  
Children: Tori

**EDUCATION:**

High School: Kathleen High School  
College: Virginia Tech (1996)

**PLAYING EXPERIENCE:**

Virginia Tech (1992-96)

**COACHING EXPERIENCE:**

2000-02 Maine (defensive backs)  
2002-04 Connecticut (defensive backs)  
2004-05 Chicago Bears (assistant defensive backs)  
2006- Virginia Tech (defensive backs)

**BOWL/PLAYOFF EXPERIENCE:**

Player

1993 Independence (Virginia Tech vs. Indiana)  
1994 Gator (Virginia Tech vs. Tennessee)  
1995 Sugar (Virginia Tech vs. Texas)  
1996 Orange (Virginia Tech vs. Nebraska)

Coach

2001 Division I-AA Playoffs (Maine, quarterfinals)  
2006 Chick-fil-A (Virginia Tech vs. Georgia)



# Curt Newsome

## Offensive Line Coach



Curt Newsome, an assistant coach at James Madison University the past seven seasons and a familiar face in the Virginia high school ranks, is finishing his first season as offensive line coach on Frank Beamer's football staff at Virginia Tech. His young line has come along as the season progressed and even produced an All-ACC selection in tackle Duane Brown.

Newsome served as the offensive line coach and assistant head coach his last three seasons at James Madison, helping guide the Dukes to the Division I-AA national championship in 2004. He joined the JMU staff in March 1999 and worked as the defensive line coach his first three seasons. In 2002, he coached James Madison's offensive tackles and tight ends.

During his stint at JMU, Newsome coached All-Americans on both sides of the ball. Defensive end Chris Morant was the Atlantic 10 Defensive Player of the Year in 1999 and was named to two first-team All-America squads and two second-team A-A teams in 2000. He was a finalist for the Buck Buchanan Award as Division I-AA's top defender in 2000, when he set JMU's career record for sacks with 33. Offensive guard Matt Magerko received first-team Associated Press All-America honors in 2004 when the Dukes won the I-AA national title.

Prior to joining the JMU staff, Newsome was head coach in 1998 at Newport News' Heritage High School, where he was the AP's Virginia Scholastic Coach of the Year. He coached from 1987 to 1997 at Kecoughtan High School and also coached at both Phoebus and Ervinton high schools.

Newsome received a bachelor's degree in physical education from Emory & Henry in 1982. He and his wife, Melinda, have a son, Curtis Wayne III, 18, and a daughter, Elizabeth Ann, 11.

### Newsome's Profile

#### PERSONAL:

Born: 10/29/58, Newport News, Va.  
Hometown: Hampton, Va.  
Wife: former Melinda Shepherd  
Children: Curtis, Elizabeth

#### EDUCATION:

High School: Phoebus High School  
College: Emory & Henry (1982)

#### PLAYING EXPERIENCE:

Emory & Henry (1977-80)

#### COACHING EXPERIENCE:

1982 Ervington High School (defensive coordinator)  
1983-84 Ervington High School (head coach)  
1985-86 Phoebus High School (defensive coordinator)  
1987-97 Kecoughtan High School (head coach)  
1998 Heritage High School (head coach)  
1999-01 James Madison (defensive line)  
2002 James Madison (tight ends/tackles)  
2003-05 James Madison (assistant head coach/offensive line)  
2006- Virginia Tech (offensive line)

#### BOWL/PLAYOFF EXPERIENCE:

Coach  
1999 Division I-AA Playoffs (James Madison)  
2004 Division I-AA Playoffs (James Madison, National Champions)  
2006 Chick-fil-A (Virginia Tech vs. Georgia)



Coach Curt Newsome and his wife, Melinda, with Elizabeth and Curtis.





# Mike O'Cain

## Quarterbacks Coach



Mike O'Cain is in his first season as the quarterbacks coach at Virginia Tech. A veteran of the Atlantic Coast Conference, O'Cain was formerly the head coach at NC State and offensive coordinator at both North Carolina and Clemson. He brings 27 years of coaching experience to the Hokie offense in general and the quarterback position in particular.

O'Cain returns to the sidelines after a one-year hiatus in which he served as the color commentator for the Hokie Playback broadcasts of home Virginia Tech football games. He last coached at Clemson in 2004, serving as the offensive coordinator and quarterbacks coach. In 2003, he was a big reason Charlie Whitehurst established 33 school records, including the passing yardage and completion records for a season.

This year, he's brought along sophomore Sean Glennon, who has passed for over 2,000 yards in his first year as a starter.

O'Cain began his coaching

career at Clemson in 1977 as a graduate assistant. He coached the offensive backfield at The Citadel for the 1978-80 seasons before moving to Murray State, where he was an assistant under Tech head coach Frank Beamer from 1981-84.

After one year as the assistant head coach at East Carolina, O'Cain joined Dick Sheridan as quarterbacks coach at NC State. O'Cain served as a top assistant under Sheridan from 1986-92 and was a part of a staff that coached the Wolfpack in six bowl games.

In 1993, Sheridan decided to retire just five weeks prior to the start of August practice and O'Cain was promoted to head coach. Despite a short period of time for preparation, O'Cain took NC State to a 7-4 regular-season record and an invitation to the Hall of Fame Bowl. He was the only rookie coach in the nation that year to lead a team to a bowl game.

The next year, O'Cain guided the Wolfpack to a second-place ACC finish with an 8-3 record. He completed the season with a victory over Mississippi State in the Peach Bowl to become just the second coach in NC State history to take a team to a bowl in his first two seasons with the program.

In 1998, O'Cain guided the 'Pack to a win over No. 1 Florida State, then won at Texas in 1999. For the Seminoles, that was one of just two losses in ACC play during the team's first nine years in the league. He coached the Wolfpack to their third bowl trip in his tenure. One of the stars on that team was Tory Holt, a first-round draft pick who has gone on to fame with the Rams.

After the 1999 season, O'Cain joined the North Carolina football staff as the offensive coordinator and quarterbacks coach. He helped the Tar Heels to a winning season in 2000, and then moved to Clemson in December to replace Rich Rodriguez as quarterbacks coach. He spent four years at Clemson, taking part in three bowl games.

A native of Orangeburg, S.C., O'Cain was a three-year letterwinner at Clemson, where he was the most valuable player and a captain of Clemson's 1976 team, working as both the punter and quarterback. He still ranks 16th in Clemson history in passing efficiency. He received his bachelor's degree in recreation parks administration from Clemson in 1977.

O'Cain and his wife, Nancy, have two daughters, Jenny (21) and Lizzi (19).

### O'Cain's Profile

#### PERSONAL:

Born: 7/20/54, Orangeburg, S.C.  
Hometown: Orangeburg, S.C.  
Wife: former Nancy Farnum  
Children: Jenny, Lizzi

#### EDUCATION:

High School: Orangeburg-Wilkinson (1972)  
College: Clemson (1977)

#### PLAYING EXPERIENCE:

Clemson (1972-1976)

#### COACHING EXPERIENCE:

1977 Clemson (graduate assistant)  
1978-80 The Citadel (quarterbacks/running backs)  
1981 Murray State (offensive coordinator/quarterbacks)  
1982-84 Murray State (asst. head coach/offensive coordinator/quarterbacks coach)  
1985 East Carolina (asst. head coach/quarterbacks)  
1986-89 NC State (quarterbacks/running backs)  
1990-92 NC State (quarterbacks)  
1993-99 NC State (head coach)  
2000 North Carolina (offensive coordinator/quarterbacks)  
2001-03 Clemson (quarterbacks)  
2004 Clemson (offensive coordinator/quarterbacks)  
2006- Virginia Tech (quarterbacks)

#### BOWL EXPERIENCE:

Coach

1977 Gator (Clemson vs. Pittsburgh)  
1986 Peach (NC State vs. Virginia Tech)  
1988 Peach (NC State vs. Iowa)  
1989 Copper (NC State vs. Arizona)  
1990 All American (NC State vs. Southern Mississippi)  
1992 Peach (NC State vs. East Carolina)  
1992 Gator (NC State vs. Florida)  
1994 Hall of Fame (NC State vs. Michigan)  
1995 Peach (NC State vs. Mississippi State)  
1998 Micron PC (NC State vs. Miami)  
2001 Humanitarian (Clemson vs. Louisiana Tech)  
2002 Tangerine (Clemson vs. Texas Tech)  
2004 Peach (Clemson vs. Tennessee)  
2006 Chick-fil-A (Virginia Tech vs. Georgia)



Coach Mike O'Cain and his wife, Nancy, with their daughters Lizzi and Jenny.







# Kevin Sherman

## Wide Receivers Coach

Kevin Sherman is in his first season as the Hokies' wide receivers coach and has seen the growth and development of Tech's receiving corps this season.

Sherman, who spent the last five seasons serving in the same capacity at Wake Forest University, is a native of nearby Radford and a graduate of Radford High School and Ferrum (Va.) College.

This year, five receivers have contributed regularly and three have at least 400 yards receiving.

During his time with the Demon Deacons, Sherman worked closely with All-ACC performers John Stone and Fabian Davis, both of whom went on to successful professional football careers with the Oakland Raiders and Tampa Bay Buccaneers, respectively.

Sherman also oversaw the development of Jason Anderson. Anderson set a school record for most receiving yards by a freshman and eventually left in 2004 as Wake Forest's career leader in yards per reception.

As a sophomore and a junior, Anderson caught 12 of the team's 16 receiving touchdowns during that period. He ranked first all-time in career average per reception (18.0 ypc), sixth in receiving touchdowns (16), fifth in 100-yard receiving games (5), seventh in receiving yards (2,066) and 11th in receptions (115).

Sherman became an assistant coach at WFU after working four years as an assistant coach at Ohio University. Sherman was one of eight Ohio assistant coaches who accompanied head coach Jim Grobe to Winston-Salem in December 2000.

At Ohio, Sherman was responsible for the split end

and Z-back positions, which saw increasing action in the Bobcats' Pro-I offense. Sherman helped guide the career of Z-back Raynald Ray, who compiled 925 receiving yards during his career. Ray's 466 receiving yards in 1999 were the most by a Bobcat in seven seasons. As a group, the 1999 receiving corps grabbed more receptions (72) than any group since 1994, while the 2000 unit totaled the highest number of receiving yards (1,046) in seven years.

Prior to his stint at Ohio University, Sherman coached at Virginia Military Institute (VMI). In his four seasons with the Keydets, he coached in several capacities under three different head coaches. Beginning as the running backs coach, he later became the quarterbacks and receivers coach and coordinator for the passing game.

A 1992 graduate of Ferrum, Sherman served as captain of the Panther football team and was chosen as the team's Most Valuable Player as a senior in 1990. During the 1991 season, he served as a student assistant football coach before becoming an assistant football coach at Methodist (NC) College in 1992.

Sherman is married to the former Jennifer Williams. The couple has two children, a son, James, and a daughter, Nioka.

*Coach Kevin Sherman and his wife, Jennifer.*

### Sherman's Profile

#### PERSONAL:

Born: 11/2/1968, Radford, Va.  
Hometown: Radford, Va.  
Wife: former Jennifer Williams  
Children: James, Nioka

#### EDUCATION:

High School: Radford High School (1987)  
Junior College: Lees-McRae Junior College (1988)  
College: Ferrum College (1992)

#### PLAYING EXPERIENCE:

Ferrum College (1988-90)  
Lees-McRae JC (1987)

#### COACHING EXPERIENCE:

1991 Ferrum College (student assistant)  
1992-93 Methodist College (wide receivers)  
1993-97 Virginia Military Institute (recruiting coordinator)  
1997-00 Ohio University (wide receivers)  
2000-05 Wake Forest University (wide receivers)  
2004 Denver Broncos (NFL Minority Internship)

#### BOWL/PLAYOFF EXPERIENCE:

##### Player

1988 Division III Playoffs (Ferrum, semifinals)  
1989 Division III Playoffs (Ferrum, semifinals)  
1990 Division III Playoffs (Ferrum)

##### Coach

2002 Seattle (Wake Forest vs. Oregon)  
2006 Chick-fil-A (Virginia Tech vs. Georgia)





# Charley Wiles

## Defensive Line Coach



Charley Wiles, a former All-America player for Frank Beamer at Murray State, has produced five All-Americans of his own since joining Beamer's Virginia Tech staff as defensive line coach in 1996.

Among the top players Wiles has helped develop during his 11 seasons directing the Tech line are ends Corey Moore and Cornell Brown.

In 1999, Moore won the Mike Fox/Bronko Nagurski Award as the nation's best defensive player and the Lombardi Award as the best

lineman. He also became Tech's second unanimous All-American and was chosen the BIG EAST Defensive Player of the Year two consecutive years. Brown was a two-time All-America pick, taking consensus honors as a junior in 1995 when he was named the National Defensive Player of the Year by *Football News* and the BIG EAST Defensive Player of the Year.

In 2005, Wiles helped mold end Darryl Tapp into a first-team All-America selection, a first-team All-ACC selection, and a Hendricks and Lott Awards finalist.

Wiles also coached John Engelberger, who was named second-team on The Associated Press All-America team and tackle David Pugh, who was a third-team All-America pick by *The Sporting News*.

In all, 11 of Wiles' players have won all-conference honors, including end Tapp, who was a first-team all-ACC pick during each of the Hokies' first two seasons in the league.

During the 1999 season, Wiles coached a veteran line that he helped mold into what *The Sporting News* rated as the best Division I-A defensive line in the college ranks prior to the season. That line helped the Hokies finish first in the nation in scoring defense and third in rushing defense and total defense. Tech's 2001 defensive line was rated as the fourth-best in Division I-A by *The Sporting News*.

Wiles is on his second tour of duty at Tech. He originally joined Beamer's Tech staff as a graduate assistant in 1987 and worked in that capacity for two years. Wiles first had a player-coach relationship with Beamer, when Beamer was the head man at Murray State. Wiles won Kodak Division I-AA All-America honors as an offensive lineman in 1986.

When he left Tech after the 1988 season, Wiles spent a year on the staff at East Tennessee State. He then returned to Murray State for a six-year coaching tenure, winding up as the Racers' co-defensive coordinator. In 1995, he helped coach the Racers to an 11-0 regular-season mark and a berth in the NCAA Division I-AA playoffs. Wiles also served as Murray State's recruiting coordinator, helping land many of the Racers' top players.

When Wiles rejoined Beamer at Tech in 1996, he fulfilled a goal he had set during his first stint in Blacksburg. The Hokies have competed in bowl games during each season since he rejoined the staff.

A native of DeLand, Fla., and a three-sport star at DeLand High School, he is married to the former Andrea Wilder of Booneville, Ind. They have a daughter, Kendell, 10, and a son Eric, 7.

### Wiles' Profile

#### PERSONAL:

Born: 5/4/64, Nashville, Tenn.  
Hometown: DeLand, Fla.  
Wife: former Andrea Wilder  
Children: Kendell, Eric

#### EDUCATION:

High School: DeLand High School  
College: Murray State University (1987)  
Postgraduate: Virginia Tech (1989)

#### PLAYING EXPERIENCE:

Murray State (1983-86)

#### COACHING EXPERIENCE:

1987-88 Virginia Tech (graduate assistant)  
1989 East Tennessee State (offensive line)  
1990-91 Murray State (defensive ends)  
1992 Murray State (running backs)  
1993-95 Murray State (linebackers)  
1995 Murray State (co-def. coordinator)  
1996- Virginia Tech (defensive line)

#### BOWL/PLAYOFF EXPERIENCE:

Player  
1986 Division I-AA Playoffs (Murray State)  
Coach  
1995 Division I-AA Playoffs (Murray State)  
1996 Orange (Virginia Tech vs. Nebraska)  
1997 Gator (Virginia Tech vs. North Carolina)  
1998 Music City (Virginia Tech vs. Alabama)  
1999 Sugar (Virginia Tech vs. Florida State)  
2000 Gator (Virginia Tech vs. Clemson)  
2001 Gator (Virginia Tech vs. Florida State)  
2002 San Francisco (Virginia Tech vs. Air Force)  
2003 Insight (Virginia Tech vs. California)  
2004 Sugar (Virginia Tech vs. Auburn)  
2005 Gator (Virginia Tech vs. Louisville)  
2006 Chick-fil-A (Virginia Tech vs. Georgia)



Coach Charley Wiles and his wife, Andrea, with Kendall and Eric.





# John Ballein

## Associate Director of Athletics for Football Operations

John Ballein holds one of the most important positions in Virginia Tech athletics as associate athletics director for football operations. He was promoted to the position during the summer of 2000 in recognition of his excellent work for Coach Frank Beamer and his program.

Ballein is responsible for all operations dealing with the football program. He continues to serve as assistant to Beamer and as departmental recruiting

coordinator, jobs he performed prior to his promotion.

"You name it and John Ballein does it," Beamer said in a Dec. 18, 1999 article on Ballein in *The Roanoke Times*. "Just everything that goes on around here — our travel, our recruiting, our camps, our clinics. He is absolutely the best."

A native of Bentleyville, Pa., Ballein was a linebacker at Indiana University of Pennsylvania and graduated with a degree in health and physical education in 1983. He later earned a master's in education from Old Dominion University in 1987. Ballein completed his doctorate of education at Virginia Tech in 2006.

Ballein was a teacher and football coach in 1983-84 at Woodrow Wilson High School in Portsmouth, Va., and at Western Branch High in Chesapeake, Va., in 1985-86.

Ballein served on Beamer's first Virginia Tech staff in 1987 as a graduate assistant coach. In 1988, he accepted a position as running backs coach at Western Kentucky University. He returned to Tech a year later as recruiting coordinator.

With his office adjacent to Coach Beamer's, he is often considered Beamer's right-hand man. He deals mostly with the administrative side of the football program, but is one of

the favorites among players. His office is a preferred hangout, and he is one of the most beloved and respected members of the staff.

"Everyone knows Coach Ballein's the guy that gets things done," said Ben Taylor, a former Tech linebacker now playing with the Green Bay Packers. "If it is for Coach Beamer or the players, he has a way of taking care of business. Whether it was about football, academics or an issue in your personal life, his door was always open. The thing I appreciate the most about him is the fact that he genuinely cared about us. He is one of the people that make Virginia Tech so special."




John Ballein and his wife, Stephanie, with Jalyn and Jordan.

# Football Support Staff

## Graduate Assistants



**Cornell Brown**



**James Miller**



**Bruce Garnes**  
Football Operations  
Assistant



**Lester Karlin**  
Equipment Manager



**Eric Cross**  
Assistant Equipment  
Manager



**Tommy Rapier**  
Assistant Equipment  
Manager



**Diana Clark**  
Secretary to  
Coach Beamer



**Lisa Marie**  
Football Program  
Support Technician



**Kristie Verniel**  
Football Program  
Support Technician



**Kevin Hicks**  
Director of Video  
Operations



**Tom Booth**  
Video Coordinator



**Brian Walls**  
Assistant  
Video Coordinator



**Jed Castro**  
Video Producer



**The Virginia Tech strength and conditioning staff for football (seated, l-r): Jarrett Ferguson and Mike Gentry; (standing) Mike Crist, Terry Mitchell, Thenus Franklin and Keith Short.**



**Virginia Tech's sports medicine staff for 2006 football includes: (front, l-r) student trainers Drew Marrs, Meghan Mulhare, Brittany Blain, Cory Bentley and Chase Troescher; (back, l-r) director of athletic training Mike Goforth, Chad Hyatt, Delmas Bolin, M.D., Marc Siegel, M.D., Gunnar Brolinson, D.O., and graduate assistants Jacob Botts, Carrie Hendrick and Richard Stewart.**



**The student managers for 2006-07: (front, l-r) Brian Equi, Eric Carr, Chris Shelton, Travis Benn and Steve Hale; (back, l-r) graduate assistant Reuben Moguel, Adam Linkous, Cliff Feiring and Gregg Narvid.**



**The student video staff for 2006-07: (front, l-r) Mike Russell, Eric Frey, Jeremy Daniel; (back, l-r) Stefanie Bartholic, Laura Prangley, Kevin Sanders, Megan Caligiuri; not pictured, Amanda Totten.**



# This Is Virginia Tech

Beginning in 1872 with 132 students and two programs of study, Virginia Polytechnic Institute and State University, popularly known as Virginia Tech, has evolved into a comprehensive university of national and international prominence. With about 25,800 full-time students in Blacksburg and more than 2,000 other students statewide, the university produces world-class scholarship in a challenging academic environment. University tradition is firmly rooted in our motto, *Ut Prosim* (That I May Serve), and our historic land-grant mission is brought to life through learning, discovery, and engagement.

## Learning

Virginia Tech's challenging academic standards attract high-achieving students. Our eight colleges (Agriculture & Life Sciences, Architecture & Urban Studies, Engineering, Liberal Arts & Human Sciences, Natural Resources, Pamplin Business, Science, and Virginia-Maryland Regional College of Veterinary Medicine) and Graduate School offer more degree programs than

any other university in the state with 60 undergraduate and 140 graduate offerings. Virginia Tech is one of the nation's leaders in developing and using instructional technologies. Some 85 percent of our departments offer e-learning courses, which have attracted more than 60,000 enrollments since 1998.

## Discovery

The university's groundbreaking research transforms lives and communities. With annual research expenditures of about \$290 million, Virginia Tech is ranked 55th among research universities in the United States. The university, which has more than 100 research centers, also consistently ranks among the top institutions in industry-supported research and near the top 10 in the number of patents issued each year.

The university's nationally and internationally recognized faculty and motivated students are involved in more than 3,500 research projects in fields ranging from biotechnology to materials, from the environment and energy to food and health, and from

transportation to computing information.

## Engagement

As part of our outreach mission and in adherence to our motto, we serve and engage the citizens of the commonwealth, the nation, and the world. Virginia Tech is involved in a multitude of economic and community development projects. These efforts focus on education and the dissemination of knowledge to the global society in which we live.

Professionals, organizations, and communities tap Virginia Tech's vast resources, expertise, and research results through hundreds of continuing and professional education programs and five campus centers. Virginia Tech has a long history of providing innovative distance-learning techniques, such as satellite videoconferencing, multimedia, interactive video, interactive computer conferencing, and Web-based courses, to meet the various needs of working adults and other nontraditional students.

The Inn at Virginia Tech & Skelton Conference Center on

campus and The Hotel Roanoke & Conference Center in Roanoke, both owned by Virginia Tech, support the university's outreach mission by working with faculty to plan and host conferences and continuing education and professional programs.

Virginia Tech manages more than \$30 million in funded economic development projects in 27 countries and encourages faculty members to develop global course content and study abroad opportunities for students. In 2005-06, about 1,870 students from 117 foreign countries studied at Tech, while more than 800 Virginia Tech students studied abroad.

Virginia Cooperative Extension, operated jointly in the commonwealth by Virginia Tech and Virginia State University, has been helping people improve their economic, cultural, and social well being for more than 90 years. With 107 city/county offices, tens of thousands of volunteers, and programs across the state, Extension reaches and teaches millions of Virginians annually.

## Virginia Tech at a Glance

- Located in Blacksburg, Virginia
- Eight colleges and Graduate School
- 60 bachelor's degree programs
- Approximately 140 masters and doctoral degree programs
- About 28,000 students, mostly full-time
- 16:1 student-faculty ratio
- Main campus includes more than 100 buildings, 2,600 acres, and an airport
- Computing and communications complex for worldwide information access
- Ranked 55th in university research in the United States
- Has adjacent Corporate Research Center



# Dr. Charles Steger

## University President



Now in his seventh year as President of Virginia Tech, Dr. Charles Steger has charted a course to bolster the university's research enterprise and compete among the nation's premier research institutions. Under his direction, the university has adopted a strategic plan, which is guiding the growth of the research enterprise, fostering outreach initiatives and increasing quality across all aspects of the academic community.

Perhaps one of the most memorable contributions of Steger's administration has been his role in the Higher Education Restructuring Act, which has been approved by the Virginia General Assembly and took effect July 2006. Two years

ago, Steger joined forces with other university presidents to help define a new relationship between the Commonwealth of Virginia and its institutions of higher education, which enables greater institutional flexibility and potential for growth. This groundbreaking legislation will enable Virginia Tech to perform long-range planning, ensure a stable and predictable revenue stream and ultimately ensure a quality education for its students.

A hallmark of Steger's administration is making the impossible a reality. Steger will be forever credited with negotiating Virginia Tech's entrance into the Atlantic Coast Conference — a 50-year dream come true for Hokie fans.

Concurrent with the expanding research agenda, Virginia Tech remains grounded in its land grant roots. Under Steger's leadership, the university has expanded its outreach efforts like never before. For example, Virginia Tech has

partnered in a number of initiatives in Southside Virginia, including the renowned Institute for Advanced Learning and Research (IALR), which are advancing both educational and economic development opportunities.

Virginia Tech is helping to provide educational opportunities for working professionals. With Steger's guidance, Virginia Tech has tripled its on-line course offerings. Today, through distance education, the university offers more than 30 graduate degree and certificate programs, which can be accessed across the globe.

With Steger's leadership, the university has reaffirmed its core mission of undergraduate education. The university is dedicated to fostering a research intensive environment that offers students an opportunity to learn the scientific process while enhancing their critical-thinking skills.

In his previous role as Vice President for Development and

University Relations, Steger built a critical base of private support when he led the Campaign for Virginia Tech, which raised more than \$337 million. Today, private support from Virginia Tech's alumni and friends continues to play an essential role in this university community. Last year, the university raised more than \$67 million, a 23.5 percent increase over the previous year.

Steger's ties to Virginia Tech span five different decades as a student, professor, dean, vice president and now president. While on the faculty, he twice won teaching excellence awards. When he became dean of the College of Architecture and Urban Studies in 1981, he was, at age 33, the youngest architecture dean in the nation. His most recent publications include book chapters on the topics of the business of education and the university presidency.

Steger is immediate past-Chairman of the Virginia Council of Presidents and is currently chair of the Virginia Space Grant Consortium. He is a member of the National Council on Competitiveness and the Association of Governing Boards of Universities and Colleges.

Steger also serves on the boards of several organizations including the Carilion Biomedical Institute, the Council of Higher Education's General and Professional Advisory Committee, the Virginia Business Higher Education Council, the World Institute for Disaster Risk Management and the Roanoke Economic Development Partnership.

He is a Fellow in the American Institute of Architects, and holds the William C. Noland Award for distinguished service and accomplishments from the Virginia Society of the AIA. The First Virginia Chapter of the National Society of Fundraising Executives recognized him as the Outstanding Fundraising Executive in 1999.

Steger received his Bachelor of Architecture degree, Master of Architecture degree and Ph.D., in environmental science and engineering from Virginia Tech.

## Interesting Facts About Virginia Tech

- The university's annual budget is about \$821 million.
- Virginia Tech has about 185,000 alumni from every state and about 100 countries.
- All campus facilities, including residence halls, have high-speed connections to voice, data, and video communications.
- Virginia Tech is one of three public universities in the country that offers the combined advantages of a military-style leadership development program—here it is through the Virginia Tech Corps of Cadets—and a traditional academic and social life.
- *U.S. News & World Report* ranked Virginia Tech's undergraduate program 33rd best among national public universities. Of all universities—public or private—it ranked Tech the 46th best value in the country.
- *Kiplinger's* magazine ranked Virginia Tech the 20th best value in public higher education in the nation.
- The National Science Foundation ranked Tech 11th in the nation in agricultural research expenditures.
- The university's undergraduate engineering program is 14th among the nation's engineering schools and eighth among public universities, according to *U.S. News & World Report*. Eight individual programs ranked in the top 25.

- The Corporate Research Center was cited for best practice of technology transfer in a national study.
- *U.S. News & World Report* ranked the university's career and technical education graduate program in the School of Education third nationally and its Department of Geosciences' graduate program in sedimentology/stratigraphy ninth in the country.
- The Pamplin College of Business undergraduate program was ranked 40th in the nation in the latest *U.S. News and World Report* rankings. The M.B.A. program was rated 63rd in the world by *Financial Times*.
- Virginia Tech consistently ranks among the top 15 schools in the nation in number of patents received.
- In its 2006 report, *DesignIntelligence*, the only national college ranking survey focused exclusively on design, ranked Virginia Tech's undergraduate architecture program seventh nationally and fourth in the East. It also ranked the university's undergraduate landscape architecture program eighth in the nation and second in the East. In addition it ranked the graduate landscape architecture program 14th in the nation and the graduate interior design program ninth.



Larry Killough  
Faculty Chairman  
Of Athletics





# Jim Weaver

## Director of Athletics

James C. Weaver, whose innovative ideas and work as a reformer have made him one of college athletics' most popular administrators, is the director of athletics at Virginia Tech.

Weaver, 61, was appointed on Sept. 24, 1997 and has been a tireless leader on behalf of Tech athletics. In his years on the job at Tech, Weaver has taken steps to place increased emphasis on projects benefiting student-athletes.

A top personal priority for Weaver is the continuing improvement of Tech's facilities.

A major addition to the west side of Lane Stadium opened this summer. In addition to luxury suites and other game day

amenities, the structure houses a ticket office, athletic fund offices, an Athletics Hall of Fame and a new student academic services area.

Weaver presided over Tech's move into the Atlantic Coast Conference in 2004-05, when Virginia Tech and Miami were officially introduced as the 10th and 11th members of the ACC, effective July 1, 2004.

Weaver renegotiated Tech's multimedia rights contract with ISP Sports, creating a new business relationship and enhanced revenue for the athletics department. In the Fall of 2000, Weaver arranged a joint venture with ISP to commit \$2 million to purchase new scoreboards, upgrade sound systems, install an L.E.D. video display screen at Lane Stadium (which was enlarged for the 2005 season) and place two wall-mount L.E.D. video screens in Cassell Coliseum.

Weaver came to Tech from

Western Michigan University where he was director of athletics from January, 1996 until he came to Blacksburg. Prior to that, he was AD for three and a half years at UNLV, where he reconstructed a troubled athletic department.

Weaver brings a "Penn State mentality" to the position. He says that various schools' interest in him as a reformer through the years can be traced to Penn State and its reputation for how it conducts business in intercollegiate athletics.

It was with the Nittany Lions' football team that Weaver first made a name for himself in athletics. He was a center and linebacker on Penn State teams coached by the legendary Rip Engle and Joe Paterno.

A native of Harrisburg, Pa., Weaver was recruited to Penn State by Engle. He played three seasons under Engle and one under Paterno, who is still the coach of the Nittany Lions.

Weaver graduated from Penn State in 1967 with a bachelor's in psychology and rehabilitation education. He received a master's in college counselor education, also from Penn State, in 1968.

Weaver started a coaching career as an assistant at Penn State for six seasons.

Prior to landing the athletic director's job at UNLV, Weaver spent nine years at the University of Florida. He was a strong force at Florida in the field of compliance and concluded his time there as associate athletics director.

Weaver drew rave reviews at UNLV for his fund-raising expertise. He generated nearly \$15 million in his time there.

While at Western Michigan, Weaver announced creation of a \$7 million football center, stabilized fluctuating revenues and installed a CHAMPS Life Skills program.

Weaver and his wife Traci have four sons — Josh, Paul, Cole and Craig.

## Athletics Management Staff



**Sharon McCloskey**  
Senior Associate A.D.,  
Senior Woman Administrator



**Tom Gabbard**  
Associate A.D.,  
Internal Affairs



**Jon Jaudon**  
Associate A.D.,  
Administration



**Randy Butt**  
Associate A.D.,  
Financial Affairs



**Tim East**  
Associate A.D.,  
External Affairs



**Megan Armbruster**  
Director of Student Life



**John Ballein**  
Associate A.D.,  
Football Operations



**Mike Gentry**  
Assistant A.D., Athletic  
Performance



**Mike Goforth**  
Director of Athletic  
Training



**Chris Helms**  
Coordinator, Student-Athlete  
Academic Support Services



**Pam Linkous**  
Human Resources  
Manager



**Lu Merritt**  
Director of Development for  
Intercollegiate Athletics



**Tim Parker**  
Assistant A.D.,  
Compliance



**Dave Smith**  
Assistant A.D.,  
Media Relations



**Sandy Smith**  
Assistant A.D.,  
Ticketing Services



**Cara Walters**  
Game Operations  
Manager



**Jeremy Wells**  
Executive Director for Sports  
Marketing & Promotions



**Russ Whitenack**  
Director of the  
Monogram Club



# 2006 REVIEW

## GAME 1 Northeastern

### Hokies Pitch 38-0 Shutout Over the Huskies to Open Season

**BLACKSBURG** — Quarterback Sean Glennon passed for three touchdowns in his first collegiate start as Virginia Tech's young football squad opened the 2006 season with a 38-0 victory over Northeastern before a record crowd at Lane Stadium/Worsham Field.

Glennon guided the Hokies to touchdowns on each of their three first-quarter possessions. He completed 15-of-18 passes on the day for 222 yards, tossing touchdown passes of 54, 55 and 4 yards. He was intercepted once.

With nearly half of its dress squad composed of freshmen and sophomores, Tech's performance left room for improvement.

The Hokies managed just 111 yards on the ground and bogged down on several drives. Northeastern controlled the football for just over 35 minutes of the game.

Defensively, Tech picked off a pair of passes and held the Huskies to 207 total yards, while on special teams, the Hokies blocked a punt and a field goal.



*Kory Robertson (75) blocks a field goal on the last play of the game to preserve Tech's shutout against Northeastern.*



*Quarterback Sean Glennon (7) threw touchdown passes of 54 and 55 yards against the Huskies in his first collegiate start.*

#### Hokies-Huskies Game Notes

- The crowd of 66,233 established a new school attendance record and marked the largest crowd to witness a collegiate football game in the commonwealth of Virginia.
- **Sean Glennon** became the first Tech quarterback to toss two touchdown passes of 50 yards or more in a season-opening game since 1992 when Maurice DeShazo had TD passes of 69 and 64 yards to Antonio Freeman in the opening game against JMU.
- Tailback **Branden Ore**'s 55-yard touchdown catch against Northeastern was the longest reception for a Tech running back since Kevin Jones caught a 55-yard non-scoring pass against Boston College in 2003. The last Tech running back to catch a touchdown pass of 55 yards or more was Tommy Edwards, who had a 55-yard scoring grab at Pittsburgh in 1993.

Lane Stadium/Worsham Field • Blacksburg, Va.  
Sept. 2, 2006 • Attendance: 66,233

Northeastern	0	0	0	0	—	0
Virginia Tech	21	7	7	3	—	38

VT (9:15 re 1st)	- Ore 6 run (Pace kick failed)
VT (7:14 re 1st)	- Morgan 54 pass from Glennon (Pace kick)
VT (3:29 re 1st)	- Bell 1 run (Pace kick)
VT (1:07 re 2nd)	- Ore 55 pass from Glennon (Pace kick)
VT (5:28 re 3rd)	- Weatherford 4 pass from Glennon (Pace kick)
VT (12:30 re 4th)	- FG Pace 30

Team Stats	NU	VT
First Downs	15	19
Rushes-yds.	37-107	27-111
Passing yds.	106	271
Return yds.	0	18
Passes	15-26-2	21-27-1
Punts-avg.	6-27.2	1-48.0
Fumbles-lost	1-0	0-0
Penalties-yds.	10-78	7-56
Time of poss.	35:11	24:49
Sacks by	1-9	2-20

#### Individual Leaders

**Rushing** — NU, Murray 18-69, Broomfield 11-31, Hopkins 4-20, Orio 4-(-19); VT, Ore 11-54, Bell

8-30, E. Lewis 2-11, Royal 1-9, Whitaker 1-7, Weatherford 1-2, Glennon 3-(-2).

**Passing** — NU, Orio 13-24-2-103, Sperrazza 2-2-0-3; VT, Glennon 15-18-1-3, Whitaker 6-9-0-49.

**Receiving** — NU, Broomfield 4-14, Mandeville 3-51, Ballantyne 2-18, Hopkins 2-5, Plum 1-8, Conway 1-4, Murray 1-3, Parks 1-3; VT, Clowney 5-44, Harper 3-35, Weatherford 3-19, Ore 2-81, Morgan 2-65, Royal 2-8, Born 1-7, Boone 1-5, Hyman 1-4, Allen 1-3.





# North Carolina GAME 2

## Strong 'D', Special Teams Spark Tech to 35-10 Road Win

**CHAPEL HILL, N.C.** — In a perfect example of BeamerBall, Virginia Tech used outstanding defense and special teams play to hand the University of North Carolina a 35-10 loss despite picking up just nine first downs on offense.

Trailing 3-0 early in the game, Tech used a 40-yard interception return by Xavier Adibi and a blocked punt by Josh Morgan to set up a pair of short touchdown runs by tailback Branden Ore for a 14-3 halftime lead.

Ore capped a 55-yard third-quarter drive with his third TD run

of the day to put the Hokies in control.

Tech intercepted four passes in the game, with outside linebacker Brenden Hill returning one for 69 yards and a touchdown in the fourth quarter. Rover Aaron Rouse and freshman cornerback Kam Chancellor also contributed picks.

Tech's offense got 111 yards rushing from Ore, but finished with just 224 yards overall. The Hokies lost three fumbles in the contest, but none led to scores.

**Kenan Stadium • Chapel Hill, N.C.**  
**Sept. 9, 2006 • Attendance: 57,000**

Virginia Tech	7	7	7	14	— 35
North Carolina	3	0	0	7	— 10

NC (9:59 re 1st) - FG Barth 46  
 VT (0:31 re 1st) - Ore 1 run (Pace kick)  
 VT (2:06 re 2nd) - Ore 4 run (Pace kick)  
 VT (5:00 re 3rd) - Ore 5 run (Pace kick)  
 VT (6:43 re 4th) - Hill 69 interception return (Pace kick)  
 VT (4:49 re 4th) - Boone 41 pass from Whitaker (Pace kick)  
 NC (1:25 re 4th) - Foster 18 pass from Sexton (Barth kick)

Team Stats	VT	UNC	Individual Leaders
First Downs	9	16	<b>Rushing</b> — VT, Ore 22-111, Bell 3-8, E. Lewis 3-2, Glennon 2-(-4); UNC, Warren 3-24, Edwards 11-24, Dailey 3-18, McGill 10-15, Sexton 4-8.
Rushes-yds.	30-117	31-89	<b>Passing</b> — VT, Glennon 10-17-0-66, Whitaker 1-1-0-41; UNC, Sexton 9-21-2-124, Dailey 10-17-2-55.
Passing yds.	107	179	<b>Receiving</b> — VT, Clowney 4-18, Hyman 3-12, Ore 2-37, Boone 1-41, Glennon 1-(-1); UNC, Nicks 5-35, Holley 4-60, Foster 3-40, Tate 2-30, Edwards 2-6, Wells 1-7, Hamlett 1-4, McGill 1-(-3).
Return yds.	141	7	
Passes	11-18-0	19-38-4	
Punts-avg.	6-44.7	6-31.0	
Fumbles-lost	5-3	1-1	
Penalties-yds.	7-55	1-10	
Time of poss.	25:31	34:29	
Sacks by	1-2	1-8	



Defensive tackle Barry Booker (59) knocks down a Tar Heel pass.



Brenden Hill follows a block by Noland Burchette (96) on the way to the end zone on a 69-yard interception return.

### Hokies-Tar Heels Game Notes

- Senior **Brenden Hill's** 69-yard interception return for a touchdown was the longest interception return for a Tech player since cornerback Eric Green ran 84 yards with a pick against UConn in 2003.
- Tailback **Branden Ore** accounted for 111 of the team's 117 rushing yards in the game, and scored a career-high three touchdowns against the Tar Heels.
- **Josh Morgan** blocked a punt in the second quarter of the game to become the 53rd different Tech player to block a kick during Coach Frank Beamer's 19-plus seasons as the head coach.
- With the win, Tech improved to 9-0 in road ACC contests since joining the league in 2004.

2006 CHICK-FIL-A BOWL GUIDE



# GAME 3

# Duke

## Offense, Defense Strong in 36-0 Shutout of Blue Devils

**BLACKSBURG** – Virginia Tech turned to its passing game and a stout defense to post its third straight win of the season, a 36-0 ACC decision against Duke at Lane Stadium/Worsham Field.


Quarterback Sean Glennon passed for 301 yards and two touchdowns in the game. He hit flanker David Clowney with a 60-yard pass to the Duke 5 on the first offensive play of the game and went on to connect on 15 of 25 passes.

The Tech defense held the Blue Devils to 28 total yards on 27 plays in the first half and 139 yards overall for the

game. The Hokies posted eight quarterback sacks, including three from redshirt freshman end William Wall.

Junior Eddie Royal added a 58-yard punt return for a touchdown in the first quarter and finished with 193 all-purpose yards. Clowney caught four passes for a career-best 120 yards.

Duke controlled the football for 34 minutes, but failed to score on two trips inside the red zone. The Blue Devils' special teams, however, took a page from the Hokies' book, blocking a pair of Tech extra point kicks.



*Eddie Royal outraces a Duke defender on a 58-yard punt return for a touchdown.*

**Lane Stadium/Worsham Field • Blacksburg, Va.  
Sept. 16, 2006 • Attendance: 66,233**

Duke	0	0	0	0	—	0
Virginia Tech	13	10	7	6	—	36

- VT (12:59 re 1st) - Ore 1 run (kick blocked)
- VT (0:39 re 1st) - Royal 58 punt return (Pace kick)
- VT (11:02 re 2nd) - FG Pace 42
- VT (2:49 re 2nd) - Wheeler 17 pass from Glennon (Pace kick)
- VT (7:17 re 3rd) - Morgan 25 pass from Glennon (Pace kick)
- VT (10:55 re 4th) - K. Lewis 2 run (kick blocked)

Team Stats	D	VT
First Downs	12	22
Rushes-yds.	41-58	33-102
Passing yds.	81	316
Return yds.	0	12
Passes	8-14-0	16-27-1
Punts-avg.	8-42.1	2-40.0
Fumbles-lost	3-1	2-0
Penalties-yds.	7-43	9-85
Time of poss.	34:06	25:54
Sack by	0-0	8-44

Boyette 1-(-1), Jones 10-(-7), Lewis 8-(-20); VT, Ore 15-64, K. Lewis 6-16, Weatherford 1-8, Whitaker 2-8, Glennon 1-6, E. Lewis 6-2, Allen 1-1, Team 1-(-3).

**Passing** — D, Jones 6-8-0-71, Lewis 2-6-0-10; VT, Glennon 15-25-1-301, Whitaker 1-1-0-15, Team 0-1-0-0.

**Receiving** — D, Stefanow 3-21, Riley 2-45, Boyle 1-6, Wright 1-5, Chestnut 1-4; VT, Clowney 4-120, Morgan 4-69, Royal 2-55, Harper 2-30, Wheeler 2-25, Hyman 1-18, Ore 1-(-1)

**Individual Leaders**

**Rushing** — D, Boyle 10-36, Robinson 7-32, Harris 5-18,

**Hokies-Blue Devils Game Notes**

- Blacksburg native **Sam Wheeler**, a redshirt freshman tight end, made his first career start and scored his first collegiate touchdown in the Duke game. Wheeler caught a 17-yard touchdown pass from **Sean Glennon** in the second quarter.
- **Eddie Royal's** punt return for a touchdown against Duke was the first for a Tech player since DeAngelo Hall returned a punt 52 yards for a TD in the 2003 Insight Bowl.
- Duke became the first team to block two kicks against Virginia Tech since 2004 when Miami had two blocks against the Hokies.



*Freshman Kenny Lewis, Jr., lunges for the pylon to score his first collegiate touchdown.*



# Cincinnati

## GAME 4

### Big Fourth Quarter Rescues Tech in 29-13 Win over Bearcats

**BLACKSBURG** — Virginia Tech overcame a sluggish start and a well-prepared Cincinnati football team to post a hard-earned 29-13 victory and give head coach Frank Beamer his 150th win at his alma mater.


Trailing 10-5 at the half, Tech took the second half kickoff and drove 70 yards in 1:36 to grab the lead and the momentum, thanks to a 47-yard touchdown catch by Justin Harper.

The Bearcats rebounded to lead briefly, but the Hokies roared


back behind tailback Branden Ore to finish the game with 17 unanswered points.

Ore rushed 25 times for 170 yards and a touchdown to pump life into the offense in the second half. He went into the locker room at the half with just 18 yards and ran for 152 in the second half.

The defense got two interceptions from cornerback Victor Harris, including one for 72 yards and a touchdown, to preserve the win in the final minutes.



*Cornerback Victor Harris (1) ices Tech's win over Cincinnati with a 72-yard interception return for a touchdown.*



*Nic Schmitt prepares to boom a 50-yard punt.*

#### Hokies-Bearcats Game Notes

- When Cincinnati scored in the second quarter, it marked the first points given up by Tech at home since the last play of the first half of the North Carolina game last season, a span of 11 quarters.
- Tech failed to score in the second quarter, breaking a string of 18-straight quarters with points.
- **Josh Morgan** blocked a punt for a safety in the first quarter. Tech has blocked at least one kick in each of its last six games against Cincinnati.
- The victory marked just the ninth win for a Beamer-coached squad when trailing after three quarters. Tech entered the game 8-60 in such scenarios.

Lane Stadium/Worsham Field • Blacksburg, Va.  
Sept. 23, 2006 • Attendance: 66,233

Cincinnati	0	10	3	0	—	13
Virginia Tech	5	0	7	17	—	29

VT	(4:54 re 1st)	- Team safety
VT	(1:09 re 1st)	- FG Pace 37
UC	(3:15 re 2nd)	- Moore 1 run (Lovell kick)
UC	(0:58 re 2nd)	- FG Lovell 34
VT	(13:24 re 3rd)	- Harper 47 pass from Glennon (Pace kick)
UC	(4:39 re 3rd)	- FG Lovell 46
VT	(14:51 re 4th)	- FG Pace 21
VT	(8:30 re 4th)	- Ore 1 run (Pace kick)
VT	(2:01 re 4th)	- Harris 72 interception return (Pace kick)

Team Stats	UC	VT
First Downs	12	15
Rushes-yds.	38-121	33-145
Passing yds.	159	188
Return yds.	3	75
Passes	14-20-2	11-23-1
Punts-avg.	5-30.2	3-39.0
Fumbles-lost	2-1	1-1
Penalties-yds.	9-75	7-52
Time of poss.	35:06	24:54
Sack by	3-25	2-14

#### Individual Leaders

**Rushing** — UC, Benton 9-52, Moore 16-48, Waugh 1-7, Grutza 7-5, Jones 1-3, McKenzie 1-3, Glatthaar 3-3; VT, Ore 25-170, E. Lewis 1-2, Team 1-(-1), Royal 1-(-5), Glennon 5-(-25).

**Passing** — UC, Grutza 14-20-2-159; VT, Glennon 11-23-1-188.

**Receiving** — UC, Celek 3-45, Barwin 3-36, Moore 3-16, Goodman 2-9, Glatthaar 2-2, Stewart 1-51; VT, Morgan 4-27, Harper 2-64, Hyman 2-10, Royal 1-44, Ore 1-34, Boone 1-9.



# GAME 5

# Georgia Tech

## Yellow Jackets Dominate in All Phases as Hokies Lose 38-27

**BLACKSBURG** — Georgia Tech got off to a fast start and beat No. 11 Virginia Tech at its own game, using special teams and defense on the way to a decisive 38-27 victory that saddled the Hokies with their first loss of the season.

Georgia Tech All-America receiver Calvin Johnson scored the first two times he touched the football to spark the No. 24 Yellow Jackets to a 21-0 lead in the first quarter.

A blocked punt and a fumble return for a touchdown were also instrumental in the win.

Virginia Tech posted 25 first downs to the Yellow Jackets' 11, but never recovered from the visitor's early scoring burst.

Quarterback Sean Glennon passed for 339 yards and a touchdown trying to rally the Hokies, but it wasn't enough to overcome the slow start.



*Split end Justin Harper (81) wrestles the ball away from a Georgia Tech defender on the way to a career-best 109 yards receiving.*

### Hokies-Yellow Jackets Game Notes

- **Sean Glennon** attempted 53 passes against Georgia Tech, tying a school record for attempts in a game set by Don Strock against Houston in 1972. The 54 attempts by the team set a new mark, breaking the old record of 53 against Houston.
- **Justin Harper** had a career-high 109 yards receiving in his first collegiate start. **Eddie Royal** also had a career best with 102 yards receiving. It marked the first time the Hokies had produced two 100-yard receivers in the same game since 2002 when Ernest Wilford (279) and Keith Willis (113) accomplished the feat at Syracuse.
- The 21 first quarter points were the most ever allowed by a **Frank Beamer**-coached Hokie squad.

**Lane Stadium/Worsham Field • Blacksburg, Va.  
Sept. 30, 2006 • Attendance: 66,233**

Georgia Tech	21	3	14	0	— 38
Virginia Tech	7	6	0	14	— 27

GT (12:22 re 1st)	- C. Johnson 3 pass from Ball (Bell kick)
GT (7:54 re 1st)	- C. Johnson 53 pass from Ball (Bell kick)
GT (4:12 re 1st)	- Choice 5 run (Bell kick)
VT (0:20 re 1st)	- Ore 26 run (Pace kick)
VT (7:41 re 2nd)	- FG Pace 41
VT (4:29 re 2nd)	- FG Pace 25
GT (0:03 re 2nd)	- FG Bell 22
GT (13:29 re 3rd)	- Guyton 38 fumble return (Bell kick)
GT (3:02 re 3rd)	- Choice 0 fumble recovery (Bell kick)
VT (11:40 re 4th)	- E. Lewis 1 run (Pace kick)
VT (3:31 re 4th)	- Royal 21 pass from Glennon (Pace kick)

<b>Team Stats</b>	<b>GT</b>	<b>VT</b>	<b>Individual Leaders</b>
First Downs	11	25	<b>Rushing</b> — GT, Choice 18-105, Ball 13-34, Grant 5-10; VT, Ore 14-59, E. Lewis 5-19, Glennon 8-(-36).
Rushes-yds.	36-149	27-42	<b>Passing</b> — GT, Ball 9-16-2-176, Team 0-1-0-0; VT, Glennon 27-53-0-339, Royal 0-1-0-0.
Passing yds.	176	339	<b>Receiving</b> — GT, C. Johnson 5-115, J. Johnson 2-62, Grant 1-(-1); VT, Royal 7-102, Hyman 6-58, Clowney 5-58, Harper 4-109, Wheeler 3-4, Allen 1-5, Boone 1-3.
Return yds.	38	26	
Passes	9-17-2	27-54-0	
Punts-avg.	5-45.8	5-29.0	
Fumbles-lost	1-0	2-2	
Penalties-yds.	8-83	5-28	
Time of poss.	28:40	31:20	
Sacks by	4-45	2-17	



*Senior David Clowney hauls in one of his five catches against the Yellow Jackets.*



# Boston College GAME 6

## Eagles Take it to Hokies as Tech falls 22-3 on Thursday Night

**CHESTNUT HILL, Mass.** — The Eagles of Boston College scored 15 points off of Virginia Tech miscues to hand the Hokies a 22-3 loss in a Thursday night ESPN game at Alumni Stadium. The loss was the first in an Atlantic Coast Conference road game for Tech, snapping a 9-0 streak.

An interception led to a 7-3 BC lead at halftime. The Eagles turned another interception and a fumble recovery into a pair of field goals during the third quarter, before putting the game away with an 83-yard touchdown drive midway through the final quarter. A high snap from center

on a Tech punt resulted in a safety with 1:37 remaining.

BC quarterback Matt Ryan tossed a pair of touchdown passes to Kevin Challenger and the Eagles' defense kept the pressure on Tech quarterback Sean Glennon, recording four sacks for minus-45 yards.

The Hokies committed four turnovers and hurt themselves with penalties, including one that negated a touchdown pass in the final seconds of the first half. Tailback Branden Ore rushed for 71 yards, and Glennon completed 23 of 34 passes for 148 yards, but Tech's overall offensive total was just 181 yards.



*Defenders Noland Burchette (96), Xavier Adibi (11) and Cary Wade (30) smother a BC ball carrier.*

**Alumni Stadium • Chestnut Hill, Mass.  
Oct. 12, 2006 • Attendance: 44,500**

Virginia Tech	0	3	0	0	—	3
Boston College	0	7	6	9	—	22

BC (5:11 re 2nd) - Challenger 15 pass from Ryan (Aponavicius kick)  
 VT (0:41 re 2nd) - FG Pace 36  
 BC (9:11 re 3rd) - FG Aponavicius 36  
 BC (4:50 re 3rd) - FG Aponavicius 20  
 BC (6:49 re 4th) - Challenger 18 pass from Ryan (Aponavicius kick)  
 BC (1:37 re 4th) - Team safety

Team Stats	VT	BC
First downs	14	16
Rushing yds.	28-33	34-90
Passing yds.	148	174
Return yds.	0	31
Passes	23-34-2	16-29-0
Punts-avg.	5-47.8	6-36.0
Fumbles-lost	3-2	1-0
Penalties-yds.	9-88	9-60
Time of poss.	27:51	32:09
Sacks by	0-0	4-45

**Individual Leaders**  
**Rushing** — VT, Ore 19-71, Team, 1-(-11), Glennon 8-(-27); BC, Whitworth 17-60, Callender 14-30, Toal 1-2, Team 2-(-2).  
**Passing** — VT, Glennon 23-34-2-148; BC, Ryan 16-29-0-174.  
**Receiving** — VT, Morgan 6-35, Royal 5-44, Clowney 5-30, Ore 5-26, Wheeler 1-7, Harper 1-6; BC, Challenger 3-45, Thompson 3-38, Gonzalez 3-26, Megwa 2-34, Whitworth 2-5, Purvis 1-14, Sele 1-7, Robinson 1-5.

### Hokies-Eagles Game Notes

- Tech's three points were its fewest in an ACC game and its fewest since a 42-3 loss to North Carolina in the Gator Bowl following the 1997 season.
- The Hokies finished with just 33 yards on the ground in the game, their fewest rushing yards since a 2001 game at Pittsburgh. Tech had just 15 yards in that 38-7 loss to the Panthers in Pittsburgh.
- The loss broke an 11-game Tech winning streak in Thursday night ESPN games. The Hokies' only other loss in their 14 Thursday night ESPN games was a 20-14 defeat at the hands of BC at Lane Stadium in 1995.
- For the third game in a row, Tech trailed at the half. The last time that happened to the Hokies was during the 1997 season, when Tech trailed at the half in each of its last four games of the season.



*Tech's Aaron Rouse parts an Eagle receiver from the football.*

# GAME 7 Southern Miss

## Hokies Get Back on Track with 36-6 Win Over USM

**BLACKSBURG** — Virginia Tech used a large dose of tailback Branden Ore to cure a two-game losing streak with a 36-6 Homecoming victory against non-conference foe Southern Miss.

Ore brought the Hokies' running game to life with a career-best 207 yards on 23 carries. He gave Tech the lead for good with a 2-yard TD run in the first quarter and broke USM's back with a 70-yard touchdown burst early in the fourth period. Tech finished the game with a season-high 284 yards on the ground.

Tech's defense bent, but only allowed a pair of first-quarter field goals.

USM managed just 82 yards on the ground, in large part to six quarterback sacks by the Hokies for minus-48 yards. Linebacker Vince Hall led the Tech defenders with 12 tackles, a sack and a forced fumble.

Punter Nic Schmitt and place-kicker Brandon Pace also played important roles in the win. Schmitt kept the Golden Eagles pinned deep in their own territory with punts downed at the USM 1-, 2- and 7-yard lines. Pace, meanwhile, connected on a pair of field goals.

Quarterback Sean Glennon tossed a 38-yard touchdown pass to Josh Morgan to give Tech a 19-6 lead at the half.

Lane Stadium/Worsham Field • Blacksburg, Va.  
Oct. 21, 2006 • Attendance: 66,233

Southern Miss	6	0	0	0	—	6
Virginia Tech	7	12	3	14	—	36

SM (10:52 re 1st)	- FG McCaleb 38
VT (8:02 re 1st)	- Ore 2 run (Pace kick)
SM (4:17 re 1st)	- FG McCaleb 37
VT (13:01 re 2nd)	- FG Pace 26
VT (11:50 re 2nd)	- Team safety
VT (6:16 re 2nd)	- Morgan 38 pass from Glennon (Pace kick)
VT (3:31 re 3rd)	- FG Pace 34
VT (10:21 re 4th)	- Ore 70 run (Pace kick)
VT (0:44 re 4th)	- K. Lewis 14 run (Pace kick)

Team Stats	SM	VT
First Downs	11	16
Rushes-yds.	37-82	39-284
Passing yds.	134	114
Return yds.	1	0
Passes	13-24-0	6-16-1
Punts-avg.	5-41.4	5-36.2
Fumbles-lost	4-2	1-0
Penalties-yds.	7-45	5-41
Time of poss.	33:36	26:24
Sacks by	1-2	6-48

5-11, Weakley 1-3; VT, Ore 23-207, Whitaker 5-26, K. Lewis 2-19, Royal 2-17, Glennon 4-7, Morgan 1-6, Weatherford 1-1, E. Lewis 1-1.

**Passing** — SM, Young 13-24-0-134; VT, Glennon 4-11-1-100, Whitaker 2-5-0-14.

**Receiving** — SM, Carter 2-44, Perine 2-27, Singleton 2-15, Chanove 2-7, Nelson 1-23, Barnes 1-9, Gray 1-4, Weakley 1-3, Johnson 1-2; VT, Morgan 2-49, Royal 1-40, Clowney 1-12, Harper 1-11, Wheeler 1-2.

**Individual Leaders**  
**Rushing** — SM, Chanove 16-55, Young 15-51, Harrison



Virginia Tech got a safety on this sack by cornerback Brandon Flowers — one of Tech's six sacks against USM.

### Hokies-Golden Eagles Game Notes

- **Branden Ore** went over the 100-yard mark in a game for the sixth time in his career and the third time in the 2006 season. His 207 yards rushing were a career high, surpassing his 170-yard performance against Cincinnati earlier in the season.
- Tech recorded its second safety of the season during the second quarter. It marks the first time since the 2002 season that the Hokies have registered two safeties in a season.
- Tech completed just six passes in the game, the fewest completions for the Hokies since a 2004 loss to NC State in which they also connected on just six passes.



Tailback Branden Ore dives for a touchdown during his 207-yard rushing performance against the Golden Eagles.



## Ore Lights Up the Night as Tech Upsets Tigers 24-7

**BLACKSBURG** — Virginia Tech put together its best game of the season in a dominating 24-7 victory over 10th-ranked Clemson in a Thursday night ESPN game at noisy Lane Stadium/Worsham Field.

The performances of tailback Branden Ore and the Tech defense were among the highlights the win. Ore followed good blocking up front to his second-straight 200-yard rushing game, picking up 203 yards on a career-high 37 carries. He scored on runs of 11 and 3 yards. The defense held the nation's leading scoring offense to just seven points and limited the Tigers' vaunted rushing attack to only 80 yards.

The Tigers drew first blood with a 77-yard scoring drive in the first quarter. From that point on, however, Clemson's offense was held in check, managing just three first downs and 81 total yards over the final three quarters. CU finished with 166 yards of total offense, 288.9 yards below its season average.

Tech answered Clemson's scoring drive with an 84-yard TD drive of its own and took the lead on a Brandon Pace field goal in the second quarter. Linebacker Xavier Adibi set up Ore's first TD run of the third quarter with an interception. A 41-yard pass from quarterback Sean Glennon to tight end Sam Wheeler was the key play in a 79-yard drive that Ore capped with his 3-yard touchdown run.



Senior Brandon Gore (77) clears the way against No. 10 Clemson as Branden Ore becomes the first Tech back to post two 200-yard rushing games.



Cary Wade (30) gets help from Vince Hall (9) and Brandon Flowers (18) to cage a Tiger.

### Hokies-Tigers Game Notes

- Tailback **Branden Ore** became the first Tech player on record to rush for over 200 yards in back-to-back games, as well as twice in a season and career. Ore rushed for 203 yards on a career-best 37 carries against Clemson, five days after posting a career-high 207 yards in a win over Southern Miss. Ore is one of just eight Tech players to have rushed for 200 yards or more in a game.
- Ore posted a 40-yard run against the Tigers in the first quarter. It was the longest run of the year against the Clemson defense.
- **Sean Glennon** scored his first collegiate touchdown on a first-quarter quarterback sneak from the 1-yard line.
- Tech wore all-maroon uniforms for the first time since its 2003 Insight Bowl game against California.

Lane Stadium/Worsham Field • Blacksburg, Va.  
Oct. 26, 2006 • Attendance: 66,233

Clemson	7	0	0	0	—	7
Virginia Tech	7	3	14	0	—	24

CU (6:09 re 1st)	- Davis 6 run (Dean kick)
VT (1:03 re 1st)	- Glennon 1 run (Pace kick)
VT (11:36 re 2nd)	- FG Pace 37
VT (9:26 re 3rd)	- Ore 11 run (Pace kick)
VT (2:07 re 3rd)	- Ore 3 run (Pace kick)

Team Stats	CU	VT
First Downs	8	15
Rushes-yds.	28-80	58-224
Passing yds.	86	108
Return yds.	5	5
Passes	11-28-1	9-15-0
Punts-avg.	10-39.4	8-40.5
Fumbles-lost	1-1	1-1
Penalties-yds.	1-5	3-22
Time of poss.	24:10	35:50
Sacks by	2-21	0-0

Individual Leaders
<b>Rushing</b> — CU, Spiller 10-41, Davis 12-30, Proctor 5-7, Ford 1-2; VT, Ore 37-203, K. Lewis 5-23, E. Lewis 8-7, Royal 1-3, Allen 1-0, Glennon 6-(-12).
<b>Passing</b> — CU, Proctor 11-28-1-86; VT, Glennon 9-15-0-108.
<b>Receiving</b> — CU, Grisham 3-34, Stuckey 3-28, Palmer 2-12, Spiller 2-7, Kelly 1-5; VT, Morgan 4-23, Wheeler 1-41, Clowney 1-19, Royal 1-14, Ore 1-7, Harper 1-4

# GAME 9

# Miami

## Late Score Leads Tech to Big 17-10 Road Win over 'Canes

**MIAMI, Fla.** — Virginia Tech lost a lead, but won a game thanks to key plays by its defense and tailback Branden Ore over the final four minutes that allowed the Hokies to escape the Orange Bowl with a 17-10 win over Miami.

Tech enjoyed a 10-0 lead at halftime, but found itself completely stymied on offense by the Hurricanes in the second half. A 55-yard field goal by Jon Peattie got UM on the board in the third quarter, and then the 'Canes seized the momentum when Tyrone Moss broke out of a crowd of Hokies and scampered 50 yards to tie the game with 11:10 to go.

The Tech defense took the game back and set the offense up with a golden opportunity

when linebacker Xavier Adibi intercepted a blocked pass at the UM 26. With a total of just 1-yard total offense in the second half to that point, the Hokies turned to Ore who picked up 16 yards on a crucial third-and-10 situation. Two plays later, he burst 8 yards for a touchdown with 1:39 left.

Brandon Flowers' second interception of the game helped seal the win. Tech had three interceptions, while holding Miami, one of the league's top passing offenses, to just 84 yards through the air.

Ore had 79 yards and two touchdowns for the game, but overall, Tech managed just 139 yards of offense, including just 19 yards in the second half.



*Brandon Flowers picks up yardage on one of his two pass interceptions against Miami.*



*Offensive tackle Duane Brown (76) shows his versatility and athleticism with a blocked field goal versus the 'Canes.*

### Hokies-Hurricanes Game Notes

- **Branden Ore** became the 10th Tech player to rush for 1,000 yards in a season. Ore improved his season total to 1,018 yards with a 79-yard performance against the Hurricanes. The last Tech player to rush for 1,000 yards in a season was Kevin Jones, who established a school single-season record with 1,647 yards in 2003. Three Tech players — Roscoe Coles, Cyrus Lawrence and Lee Suggs — rushed for 1,000 yards twice during their Tech careers.
- Virginia Tech managed just 139 yards of offense in its win at Miami. It was the lowest total offense for the Hokies in a win during Coach **Frank Beamer's** 236 games at the helm. The previous low in a win under Beamer was 206 yards in a 27-7 win against Pittsburgh in 1998. The last time Tech had fewer than 139 yards of offense in any game dates back to Beamer's very first game a Tech, a 22-10 loss to Clemson in 1987. The Hokies managed just 60 yards of total offense in that game.
- Miami became the first team to score a rushing touchdown in the fourth quarter against Tech during the 2006 season.

### Orange Bowl • Miami, Fla. Nov. 4, 2006 • Attendance: 41,504

Virginia Tech	0	10	0	7	— 17
Miami	0	0	3	7	— 10

VT (7:21 re 2nd)	- FG Pace 32
VT (3:17 re 2nd)	- Ore 2 run (Pace kick)
UM (4:43 re 3rd)	- FG Peattie 55
UM (11:10 re 4th)	- Moss 50 run (Peattie kick)
VT (1:39 re 4th)	- Ore 8 run (Pace kick)

Team Stats	VT	UM
First downs	10	10
Rushing yds.	40-53	27-153
Passing yds.	86	84
Return yds.	30	0
Passes	5-19-1	14-30-3
Punts-avg.	8-36.4	7-40.3
Fumbles-lost	1-0	2-0
Penalties-yds.	3-15	8-62
Time of poss.	30:51	29:09
Sacks by	2-15	5-20

#### Individual Leaders

**Rushing** — VT, Ore 29-79, Team 4-(-10), Glennon 7-(-16); UM, Moss 13-107, Freeman 1-31, James 4-20, Jones 4-5, Wright 5-(-6).

**Passing** — VT, Glennon 5-19-1-86; UM, Wright 14-29-2-84, Freeman 0-1-1-0.

**Receiving** — VT, Morgan 2-39, Ore 2-19, Allen 1-28; UM, Moore 2-19, Olsen 2-14, Moss 2-13, Shields 2-10, Jones 2-3, Leggett 1-13, Hill 1-8, James 1-3, Zellner 1-1.





## Defense Carries the Load in 23-0 Shutout of Golden Flashes

**BLACKSBURG** — Virginia Tech rode the leg of senior kicker Brandon Pace and a stout defense to its third shutout of the season, a 23-0 whitewashing of visiting non-conference foe Kent State.

Pace accounted for 11 of Tech's points, including a pair of first half field goals that gave the Hokies a tenuous 6-0 advantage at the intermission. A 65-yard drive early in the third quarter resulted in a 6-yard Branden Ore touchdown run that allowed Tech a little breathing room. Another Pace field goal and a defensive touchdown put

the finishing touches on the win in the fourth quarter.

The Tech defense recovered two fumbles, returning one for a touchdown, and added an interception and three quarterback sacks. The Golden Flashes finish with just 182 yards of total offense and nine first downs. Seventy-seven of those yards came on two plays, including a 28-yard run by Nate Reed on a fake punt in the fourth quarter.

Tech won the game despite being out-rushed 84 yards to 73. The Hokies finished with a total of 214 offensive yards, including 72 on the ground by Ore.



*Defensive end Chris Ellis' crushing sack (above) forces a fumble that is picked off in mid-air and returned by fellow end Noland Burchette (below) for a TD.*



Lane Stadium/Worsham Field • Blacksburg, Va.  
Nov. 11, 2006 • Attendance: 66,233

Kent State	0	0	0	0	—	0
Virginia Tech	3	3	7	10	—	23

VT (3:46 re 1st) - FG Pace 34  
 VT (2:52 re 2nd) - FG Pace 37  
 VT (10:42 re 3rd) - Ore 6 run (Pace kick)  
 VT (12:21 re 4th) - FG Pace 24  
 VT (11:11 re 4th) - Burchette 15 fumble return (Pace kick)

Team Stats	KS	VT
First Downs	9	14
Rushes-yds.	34-84	36-73
Passing yds.	98	141
Return yds.	0	15
Passes	6-16-1	12-22-0
Punts-avg.	7-37.6	5-47.8
Fumbles-lost	4-2	3-1
Penalties-yds.	9-71	5-50

**Individual Leaders**  
**Rushing** — KS, Jarvis 21-62, Reed 1-28, Rogers 3-6, Drager 3-5, Machen 6-(-17); VT, Ore 25-72, Glennon 6-2, Whitaker 1-1, Lewis 3-(-1), Team 1-(-1).  
**Passing** — KS, Machen 6-16-1-98; VT, Glennon 12-22-0-141.  
**Receiving** — KS, Sitko 2-29, Pruden 1-49, Woodson 1-10, Jarvis 1-6, Garner 1-4; VT, Morgan 4-50, Clowney 3-37, Royal 3-24, Harper 2-30.

### Hokies-Golden Flashes Game Notes

- With his three field goals against Kent State, senior **Brandon Pace** broke the school record for consecutive field goals made. Pace extended his streak to 19 in a row dating back to the Boston College game last season when he missed from 31 yards out. He broke the previous school mark of 17-straight set by Chris Kinzer in 1986.
- Linebacker **Vince Hall** led the defense with a career-high 15 tackles, a fumble caused and a fumble recovered.
- Defensive end **Noland Burchette** registered his first collegiate touchdown when he grabbed a fumble in the air and returned it 15 yards for the final score against Kent State.
- Kent State used a successful fake punt to post the first fourth-down conversion against the Hokies all season.



# GAME 11 Wake Forest

## Glennon Sharp in 27-6 Win Over No. 14 Demon Deacons

WINSTON-SALEM, N.C. — Despite losing leading rusher Branden Ore to an ankle injury midway through the first quarter, Virginia Tech posted an impressive 27-6 victory over No. 14 Wake Forest in front of the third-largest crowd in Groves Stadium history.

Tech used a 17-point third quarter to put the game away, but the Hokies' defense seemed in control the entire evening.

The Demon Deacons managed just two field goals in the game and were held to 104 total yards

during the first half. Wake finished with 257 yards, with 88 of their 153 second-half yards coming on three pass plays.

Tech struck quickly, scoring on a 49-yard pass from Sean Glennon to Eddie Royal on its third play of the game. The Hokies built on their 7-3 halftime lead when Glennon hit Josh Morgan for a 53-yard score on Tech's first possession of the second half. Following the first of two Brandon Pace field goals, the defense applied the

back breaker when Aaron Rouse's jarring tackle forced a fumble that was scooped up by linebacker Xavier Adibi and returned 35 yards for a touchdown.

Reserve tailbacks George Bell and Kenny Lewis, Jr., played important roles, stepping up in Ore's absence to combine for 102 yards on the ground.



Former high school teammates Eddie Royal (4) and Sean Glennon celebrate after teaming up on a 49-yard TD pass against the No. 14 Demon Deacons.

### Groves Stadium • Winston-Salem, N.C. Nov. 18, 2006 • Attendance: 36,723

Virginia Tech	7	0	17	3	—	27
Wake Forest	0	3	3	0	—	6

- VT (11:36 re 1st) - Royal 49 pass from Glennon (Pace kick)
- WF (4:16 re 2nd) - FG Swank 47
- VT (11:58 re 3rd) - Morgan 53 pass from Glennon (Pace kick)
- WF (7:02 re 3rd) - FG Swank 22
- VT (4:44 re 3rd) - FG Pace 42
- VT (3:01 re 3rd) - Adibi 35 fumble return (Pace kick)
- VT (3:28 re 4th) - FG Pace 35

Team Stats	VT	WFU
First Downs	14	13
Rushes-yds.	33-92	32-62
Passing yds.	252	195
Return yds.	35	0
Passes	14-22-1	17-30-0
Punts-avg.	5-44.4	8-39.8
Fumbles-lost	1-0	1-1
Penalties-yds.	6-65	3-27
Time of poss.	30:16	29:44
Sacks by	1-10	1-5

2-(-4), Clowney 1-(-5), Team 2-(-6); WF, Woods 14-35, Idlette 5-20, Belton 5-9, Harris 1-7, Skinner 4-(-1), Marion 3-(-8).

**Passing** — VT, Glennon 14-21-0-252, Royal 0-1-1-0; WF, Skinner 17-30-0-195.

**Receiving** — VT, Clowney 4-66, Harper 4-29, Wheeler 2-38, Morgan 1-53, Royal 1-49, Allen 1-11, Weatherford 1-6; WF, Morton 5-94, Idlette 4-59. Woods 3-8, Bryant 1-10, Belton 1-8, Selmon 1-6, Harris 1-5, Marion 1-5.

#### Individual Leaders

**Rushing** — VT, K. Lewis 17-74, Bell 10-28, Ore 1-5, Glennon

### Hokies-Demon Deacons Game Notes

- Tech scored a touchdown on its opening drive for the first time since its third game of the season against Duke. It also marked the first time this season that the Hokies' first score of a game came on a pass.
- Quarterback **Sean Glennon** broke a span of four-straight games in which he had not thrown a touchdown pass. He had two touchdown tosses against the Demon Deacons.
- **Eddie Royal's** 55-yard kickoff return against Wake Forest was the longest of his Tech career.
- Freshman **Kenny Lewis, Jr.**, turned in his longest run of the season with a 26-yard jaunt in the fourth quarter. He finished the game with 74 yards on 17 carries. Redshirt sophomore **George Bell**, who has been slowed by sore knees, saw his first action since the UNC game and rushed for 28 yards.



Junior Josh Morgan sets sail for the end zone on a 53-yard touchdown reception on which he broke a pair of tackles.



# Virginia

## GAME 12

### Tech Shuts Out Cavaliers 17-0 to Keep Commonwealth Cup

BLACKSBURG, Va. — A whole lot of defense and just enough offense propelled Virginia Tech to its sixth straight win and its fourth shutout of the season in the form of a 17-0 blanking of in-state rival Virginia at Lane Stadium/Worsham Field.

The battle for the Commonwealth Cup belonged to the defenses, and it was a defensive play by the Hokies that started them on the road to victory. Linebacker Xavier Adibi's quarterback sack with just over two minutes left in the first half forced a fumble that Tech recovered at the UVa 12. Four straight runs by tailback George Bell produced a touchdown that gave the Hokies a 7-0 lead at halftime.

Tech opened the second half with a 12-play, 74-yard drive that resulted in a Brandon Pace field goal. Later in the third period, quarterback Sean Glennon led the Hokies on a 91-yard drive that was capped by his 49-yard TD pass to Eddie Royal.

Tech's defense held the Cavaliers to just 112 total yards and five first downs. Virginia got just one snap in Tech territory and that was for a punt.

Freshman tailback Kenny Lewis, Jr., rushed for a personal-best 79 yards for the Hokies, while Bell chipped in 41 yards. Glennon, who made a key 19-yard run on third down to keep Tech's opening drive of the half alive, completed 12 of 18 passes.



Linebacker Xavier Adibi's sack forced a fumble that led to Tech's first score against the Cavaliers.



Brandon Pace extends his field goal streak to 22 straight with this 23-yarder.

#### Hokies-Cavaliers Game Notes

- Kicker **Brandon Pace** tied the school single-season record for consecutive field goals made before missing a 47-yard kick in the fourth quarter. His 23-yard kick in the third quarter tied the mark of 17-straight field goals made in one season set by Chris Kinzer in 1986. The third-quarter kick extended Pace's school record overall streak to 22 straight, dating back to the Boston College game last season.

- With starting tailback **Branden Ore** sidelined by an ankle injury, true freshman **Kenny Lewis, Jr.**, got the starting nod against Virginia. Lewis became the first true freshman to start a game at tailback for Tech since the 2002 Gator Bowl (following the 2001 season) when Kevin Jones started against Florida State.

- The last time Virginia Tech shut out Virginia was in 1983. The Hokies won that contest 48-0 in Charlottesville.

- Tech posted its fourth shutout of the season. The last time the Hokies had four shutouts in a season was 2002.

Lane Stadium/Worsham Field • Blacksburg, Va.  
Nov. 25, 2006 • Attendance: 66,233

Virginia	0	0	0	0	—	0
Virginia Tech	0	7	10	0	—	17

VT (0:39 re 2nd)	- Bell 1 run (Pace kick)
VT (9:24 re 3rd)	- FG Pace 23
VT (0:31 re 3rd)	- Royal 49 pass from Glennon (Pace kick)

Team Stats	UVa	VT
First downs	5	14
Rushes-yds.	23-46	45-156
Passing yds.	66	146
Return yds.	0	10
Passes	10-21-1	12-18-1
Punts-avg.	8-42.1	5-46.6
Fumbles-lost	1-1	1-0
Penalties-yds.	6-45	3-29
Time of poss.	22:44	37:16
Sacks by	2-11	1-2

**Individual Leaders**  
**Rushing** — UVa, Snelling 13-21, Sewell 8-20, Ogletree 1-6, Team 1-(-1); VT, K. Lewis 19-79, Bell 14-41, Glennon 7-31, E. Lewis 2-3, Jefferson 1-3, Allen 1-2, Pickle 1-(-3).  
**Passing** — UVa, Sewell 10-21-1-66; VT, Glennon 12-18-1-146.  
**Receiving** — UVA, Snelling 3-11, Ogletree 2-31, Mines 2-19, Stupar 2-5, Peerman 1-0; VT, Royal 4-72, Hyman 3-9, Wheeler 2-29, Morgan 2-24, Clowney 1-12

# 2006 Statistics

RECORD:	OVERALL	HOME	AWAY	NEUTRAL
ALL GAMES	(10-2)	(7-1)	(3-1)	(0-0)
CONFERENCE	(6-2)	(3-1)	(3-1)	(0-0)
NON-CONFERENCE	(4-0)	(4-0)	(0-0)	(0-0)

Date	Opponent	Score	Attend
Sep 02, 2006	NORTHEASTERN	W 38- 0	66233
* Sep 09, 2006	at North Carolina	W 35-10	57000
* Sep 16, 2006	DUKE	W 36- 0	66233
Sep 23, 2006	CINCINNATI	W 29-13	66233
* Sep 30, 2006	#24 GEORGIA TECH	L 27-38	66233
* Oct 12, 2006	at Boston College	L 3-22	44500
Oct 21, 2006	SOUTHERN MISS	W 36- 6	66233
* Oct 26, 2006	#10 CLEMSON	W 24- 7	66233
* Nov 04, 2006	at Miami	W 17-10	41504
Nov 11, 2006	KENT STATE	W 23- 0	66233
* Nov 18, 2006	at #14 Wake Forest	W 27- 6	36723
* Nov 25, 2006	VIRGINIA	W 17- 0	66233

\* - Atlantic Coast Conference Game

SCORE BY QUARTERS	1st	2nd	3rd	4th	Total
Virginia Tech	77	68	79	88	312
Opponents	37	23	29	23	112

RUSHING	GP-GS	Att	Gain	Loss	Net	Avg	TD	Long	Avg/G
Branden Ore	11-11	221	1137	42	1095	5.0	14	70	99.5
Kenny Lewis	6-1	52	229	19	210	4.0	2	26	35.0
George Bell	4-0	35	109	2	107	3.1	2	13	26.8
Elan Lewis	8-0	28	55	8	47	1.7	1	9	5.9
Ike Whitaker	5-0	9	47	5	42	4.7	0	18	8.4
Eddie Royal	12-8	5	29	5	24	4.8	0	10	2.0
Carlton Weatherford	12-0	3	11	0	11	3.7	0	8	0.9
Josh Morgan	11-10	1	6	0	6	6.0	0	6	0.5
Jesse Allen	12-6	3	3	0	3	1.0	0	2	0.2
Kenny Jefferson	6-0	1	3	0	3	3.0	0	3	0.5
Dustin Pickle	12-0	1	0	3	-3	-3.0	0	0	-0.2
David Clowney	11-5	1	0	5	-5	-5.0	0	0	-0.5
Sean Glennon	12-12	59	131	207	-76	-1.3	1	19	-6.3
TEAM	11-0	10	0	32	-32	-3.2	0	0	-2.9
Total	0	429	1760	328	1432	3.3	20	70	0.0
Opponents	0	398	1418	303	1115	2.8	5	50	0.0

PASSING	GP-GS	Effc	Cmp-Att-Int	Pct	Yards	TD	Long	Avg/G
Sean Glennon	12-12	128.1	157-276-8	56.9	2097	11	60	174.8
Ike Whitaker	5-0	145.6	10-16-0	62.5	119	1	41	23.8
Eddie Royal	12-8	-100.0	0-2-1	0.0	0	0	0	0.0
TEAM	11-0	0.0	0-1-0	0.0	0	0	0	0.0
Total	0	127.0	167-295-9	56.6	2216	12	60	0.0
Opponents	0	90.7	152-293-16	51.9	1538	5	59	0.0

TEAM STATISTICS	VT	OPP
SCORING	312	112
Points Per Game	26.0	9.3
FIRST DOWNS	187	138
Rushing	74	59
Passing	95	60
Penalty	18	19
RUSHING YARDAGE	1432	1115
Yards gained rushing	1760	1418
Yards lost rushing	328	303
Rushing Attempts	429	398
Average Per Rush	3.3	2.8
Average Per Game	119.3	92.9
TDs Rushing	20	5
PASSING YARDAGE	2216	1538
Att-Comp-Int	295-167-9	293-152-16
Average Per Pass	7.5	5.2
Average Per Catch	13.3	10.1
Average Per Game	184.7	128.2
TDs Passing	12	5
TOTAL OFFENSE	3648	2653
Total Plays	724	691
Average Per Play	5.0	3.8
Average Per Game	304.0	221.1
KICK RETURNS: #-YARDS	23-501	25-535
PUNT RETURNS: #-YARDS	26-300	23-188
INT RETURNS: #-YARDS	16-305	9-35
KICK RETURN AVERAGE	21.8	21.4
PUNT RETURN AVERAGE	11.5	8.2
INT RETURN AVERAGE	19.1	3.9
FUMBLES-LOST	21-10	22-10
PENALTIES-YARDS	69-586	78-604
Average Per Game	48.8	50.3
PUNTS-YARDS	58-2387	81-3083
Average Per Punt	41.2	38.1
Net punt average	35.5	33.4
TIME OF POSSESSION/GAME	29:07	30:53
3RD-DOWN CONVERSIONS	59/160	47/171
3rd-Down Pct	37%	27%
4TH-DOWN CONVERSIONS	2/9	2/9
4th-Down Pct	22%	22%
SACKS BY-YARDS	28-203	26-205
MISC YARDS	0	3
TOUCHDOWNS SCORED	37	11
FIELD GOALS-ATTEMPTS	17-19	11-14
ON-SIDE KICKS	0-0	2-2
RED-ZONE SCORES	68-80 85%	32-46 70%
RED-ZONE TOUCHDOWNS	40-80 50%	16-46 35%
PAT-ATTEMPTS	35-37 95%	11-11 100%
ATTENDANCE	1059728	359454
Games/Avg Per Game	16/66233	8/44932
Neutral Site Games		0/0

DEFENSIVE LEADERS	GP	Tackles				Sacks		Pass Def			Fumbles		Blkd	
		Solo	Ast	Total	TFL/Yds	No-Yards	Int-Yds	BU	PD	QBH	Rcv-Yds	FF	Kick	Saf
Vince Hall	12	52	63	115	10.0-35	2.0-21		1	1	8	1-0	2		
Xavier Adibi	12	27	51	78	5.5-14	3.0-9	3-49	3	6	5	1-35	3		
Aaron Rouse	12	20	31	51	1.5-3		1-28	1	2			1		
Brenden Hill	12	22	27	49	6.5-41	2.5-21	2-95	6	8	3				
Barry Booker	12	15	34	49	7.0-41	1.5-21		2	2	12	1-0	1		
Brandon Flowers	12	27	21	48	7.5-41	3.5-28	3-26	18	21	3		1		
Noland Burchette	12	23	20	43	6.5-21	2.5-15			17		2-15	1		
D.J. Parker	12	13	27	40			2-28	6	8			2		
Carlton Powell	12	16	21	37	6.5-25	2.5-19		1	1	7	2-0			
Cary Wade	11	17	19	36	1.5-2						1-0	1	1	
Chris Ellis	11	16	19	35	7.5-37	3.5-29		1	1	16		1		
Victor Harris	12	19	12	31			4-75	1	5					
Orion Martin	12	9	18	27	1.5-10	1.0-8			12					
Kory Robertson	12	8	7	15	2.0-13	1.0-10			6				1	
Cordarrow Thompson	11	7	7	14	3.0-9	2.0-8			3					
Brett Warren	3	4	6	10										
Purnell Sturdivant	12	4	6	10										
Cody Grimm	12	5	4	9										
William Wall	5	5	4	9	3.0-14	3.0-14		1	1	5		1		
Nekos Brown	12	3	6	9	0.5-1						1-12			
Kam Chancellor	12	2	6	8			1-4	2	3					
Dorian Porch	12	3	4	7										
Cam Martin	8	3	3	6										
Corey Gordon	12	1	5	6				2	2					
Roland Minor	7	5	1	6				1	1		1-0			
Jonas Houseright	12		5	5										
Nick Leeson	12	2	2	4										
Stephan Virgil	10	3	1	4										
Ryan Hash	12	2	2	4										
Jason Adjepong	2	1	3	4					2					
Corey Price	8	2	2	4										
Jake Patten	11	1	3	4										
Duane Brown	12	3	1	4									1	
Jahre Cheeseman	3	3		3										
David Clowney	11	2	1	3										
Branden Ore	11	2		2										
Demetrius Taylor	8		1	1										
Omar Hashish	2		1	1										
Eddie Royal	12	1		1										
Jared Develli	12		1	1										
Watson Stelly	2		1	1										
Josh Morgan	11												2	
TEAM	11													2
Total	0	348	446	794	70-307	28-203	16-305	46	62	99	10-62	14	5	2
Opponents	0	407	354	761	70-281	26-205	9-35	39	48	21	9-50	14	4	1



RECEIVING	GP-GS	No.	Yards	Avg	TD	Long	Avg/G
David Clowney	11-5	33	416	12.6	0	60	37.8
Josh Morgan	11-10	31	434	14.0	4	54	39.5
Eddie Royal	12-8	27	452	16.7	3	49	37.7
Justin Harper	12-2	20	318	15.9	1	49	26.5
Josh Hyman	11-0	16	111	6.9	0	20	10.1
Branden Ore	11-11	14	203	14.5	1	55	18.5
Sam Wheeler	12-6	12	146	12.2	1	41	12.2
Greg Boone	11-9	4	58	14.5	1	41	5.3
Jesse Allen	12-6	4	47	11.8	0	28	3.9
Carlton Weatherford	12-0	4	25	6.2	1	8	2.1
Justin Born	2-0	1	7	7.0	0	7	3.5
Sean Glennon	12-12	1	-1	-1.0	0	0	-0.1
Total	0	167	2216	13.3	12	60	0.0
Opponents	0	152	1538	10.1	5	59	0.0

PUNT RETURNS	No.	Yards	Avg	TD	Long
Eddie Royal	21	251	12.0	1	58
Josh Morgan	4	31	7.8	0	3
Cary Wade	1	12	12.0	0	0
Jason Adjepong	0	6	0.0	0	6
Total	26	300	11.5	1	58
Opponents	23	188	8.2	0	34

INTERCEPTIONS	No.	Yards	Avg	TD	Long
Victor Harris	4	75	1.0	1	72
Brandon Flowers	3	26	1.0	0	24
Xavier Adibi	3	49	1.0	0	40
Brenden Hill	2	95	1.0	1	69
D.J. Parker	2	28	1.0	0	18
Aaron Rouse	1	28	1.0	0	28
Kam Chancellor	1	4	1.0	0	3
Total	16	305	1.0	2	72
Opponents	9	35	1.0	0	31

KICK RETURNS	No.	Yards	Avg	TD	Long
Eddie Royal	17	395	23.2	0	55
Josh Morgan	2	38	19.0	0	25
David Clowney	2	44	22.0	0	24
Carlton Weatherford	1	24	24.0	0	24
TEAM	1	0	0.0	0	0
Total	23	501	21.8	0	55
Opponents	25	535	21.4	0	34

FUMBLE RETURNS	No.	Yards	Avg	TD	Long
Nekos Brown	1	12	12.0	0	12
Noland Burchette	1	15	15.0	1	15
Xavier Adibi	1	35	35.0	1	35
Total	3	62	20.7	2	35
Opponents	3	50	16.7	1	38

SCORING	TD	FGs	----- PATs -----					Points
			Kick	Rush	Rcv	Pass	Saf	
Branden Ore	15	0-0	0-0	0-0	0	0-0	0	90
Brandon Pace	0	17-18	35-37	0-0	0	0-0	0	86
Eddie Royal	4	0-0	0-0	0-0	0	0-0	0	24
Josh Morgan	4	0-0	0-0	0-0	0	0-0	0	24
Kenny Lewis	2	0-0	0-0	0-0	0	0-0	0	12
George Bell	2	0-0	0-0	0-0	0	0-0	0	12
Carlton Weatherford	1	0-0	0-0	0-0	0	0-0	0	6
Xavier Adibi	1	0-0	0-0	0-0	0	0-0	0	6
Brenden Hill	1	0-0	0-0	0-0	0	0-0	0	6
Victor Harris	1	0-0	0-0	0-0	0	0-0	0	6
Sam Wheeler	1	0-0	0-0	0-0	0	0-0	0	6
Greg Boone	1	0-0	0-0	0-0	0	0-0	0	6
Noland Burchette	1	0-0	0-0	0-0	0	0-0	0	6
Justin Harper	1	0-0	0-0	0-0	0	0-0	0	6
Sean Glennon	1	0-0	0-0	0-0	0	0-0	0	6
Elan Lewis	1	0-0	0-0	0-0	0	0-0	0	6
Jared Develli	0	0-1	0-0	0-0	0	0-0	0	0
TEAM	0	0-0	0-0	0-0	0	0-0	2	4
Total	37	17-19	35-37	0-0	0	0-0	2	312
Opponents	11	11-14	11-11	0-0	0	0-0	1	112

TOTAL OFFENSE	G	Plays	Rush	Pass	Total	Avg/G
Sean Glennon	12	335	-76	2097	2021	168.4
Branden Ore	11	221	1095	0	1095	99.5
Kenny Lewis	6	52	210	0	210	35.0
Ike Whitaker	5	25	42	119	161	32.2
George Bell	4	35	107	0	107	26.8
Elan Lewis	8	28	47	0	47	5.9
Eddie Royal	12	7	24	0	24	2.0
Carlton Weatherford	12	3	11	0	11	0.9
Josh Morgan	11	1	6	0	6	0.5
Jesse Allen	12	3	3	0	3	0.2
Kenny Jefferson	6	1	3	0	3	0.5
Dustin Pickle	12	1	-3	0	-3	-0.2
David Clowney	11	1	-5	0	-5	-0.5
TEAM	11	11	-32	0	-32	-2.9
Total	0	724	1432	2216	3648	0.0
Opponents	0	691	1115	1538	2653	0.0

FIELD GOALS	FGM-FGA	Pct	01-19	20-29	30-39	40-49	50-99	Lg	Blk
Brandon Pace	17-18	94.4	0-0	5-5	9-9	3-4	0-0	42	0
Jared Develli	0-1	0.0	0-0	0-0	0-1	0-0	0-0	0	1

FG SEQUENCE	Virginia Tech	OPPONENTS
Northeastern	(30),34	42
North Carolina	-	(46)
Duke	(42)	-
Cincinnati	(37),(21)	(34),(46)
Georgia Tech	(41),(25)	(22)
Boston College	(36)	(36),(20)
Southern Miss	(26),(34)	(38),(37)
Clemson	(37)	-
Miami	(32)	(55),52
Kent State	(34),(37),(24)	32
Wake Forest	(42),(35)	(47),(22)
Virginia	(23),47	-

Numbers in (parentheses) indicate field goal was made.

PUNTING	No.	Yards	Avg	Long	TB	FC	I20	50+	Blkd
Nic Schmitt	57	2380	41.8	58	7	12	15	11	0
TEAM	1	7	7.0	7	0	0	0	0	1
Total	58	2387	41.2	58	7	12	15	11	1
Opponents	81	3083	38.1	58	4	23	20	4	3

KICKOFFS	No.	Yards	Avg	TB	OB	Retn	Net	YdLn
Jared Develli	57	3661	64.2	35	0			
Brandon Pace	6	361	60.2	3	0			
Jud Dunlevy	2	127	63.5	1	0			
Nic Schmitt	2	94	47.0	0	0			
Total	67	4243	63.3	39	0	21.4	43.7	21
Opponents	35	2020	57.7	9	4	21.8	38.3	26

ALL-PURPOSE	GP	Rush	Rcv	PR	KR	IR	Total	Avg/G
Branden Ore	11	1095	203	0	0	0	1298	118.0
Eddie Royal	12	24	452	251	395	0	1122	93.5
Josh Morgan	11	6	434	31	38	0	509	46.3
David Clowney	11	-5	416	0	44	0	455	41.4
Justin Harper	12	0	318	0	0	0	318	26.5
Kenny Lewis	6	210	0	0	0	0	210	35.0
Sam Wheeler	12	0	146	0	0	0	146	12.2
Josh Hyman	11	0	111	0	0	0	111	10.1
George Bell	4	107	0	0	0	0	107	26.8
Brenden Hill	12	0	0	0	0	95	95	7.9
Victor Harris	12	0	0	0	0	75	75	6.2
Carlton Weatherford	12	11	25	0	24	0	60	5.0
Greg Boone	11	0	58	0	0	0	58	5.3
Jesse Allen	12	3	47	0	0	0	50	4.2
Xavier Adibi	12	0	0	0	0	49	49	4.1
Elan Lewis	8	47	0	0	0	0	47	5.9
Ike Whitaker	5	42	0	0	0	0	42	8.4
D.J. Parker	12	0	0	0	0	28	28	2.3
Aaron Rouse	12	0	0	0	0	28	28	2.3
Brandon Flowers	12	0	0	0	0	26	26	2.2
Cary Wade	11	0	0	12	0	0	12	1.1
Justin Born	2	0	7	0	0	0	7	3.5
Jason Adjepong	2	0	0	6	0	0	6	3.0
Kam Chancellor	12	0	0	0	0	4	4	0.3
Kenny Jefferson	6	3	0	0	0	0	3	0.5
Dustin Pickle	12	-3	0	0	0	0	-3	-0.2
Sean Glennon	12	-76	-1	0	0	0	-77	-6.4
TEAM	11	-32	0	0	0	0	-32	-2.9
Total	0	1432	2216	300	501	305	4754	0.0
Opponents	0	1115	1538	188	535	35	3411	0.0

# 2006 Superlatives

## Tech Individual Game Highs

Rushes	37	Branden Ore vs Clemson (Oct 26, 2006)
Yards Rushing	207	Branden Ore vs Southern Miss (Oct 21, 2006)
TD Rushes	3	Branden Ore at North Carolina (Sep 09, 2006)
Long Rush	70	Branden Ore vs Southern Miss (Oct 21, 2006)
Pass attempts	53	Sean Glennon vs Georgia Tech (Sep 30, 2006)
Pass completions	27	Sean Glennon vs Georgia Tech (Sep 30, 2006)
Yards Passing	339	Sean Glennon vs Georgia Tech (Sep 30, 2006)
TD Passes	3	Sean Glennon vs Northeastern (Sep 02, 2006)
Long Pass	60	Sean Glennon vs Duke (Sep 16, 2006)
Receptions	7	Eddie Royal vs Georgia Tech (Sep 30, 2006)
Yards Receiving	120	David Clowney vs Duke (Sep 16, 2006)
TD Receptions	1	Josh Morgan vs Northeastern (Sep 02, 2006)
		Branden Ore vs Northeastern (Sep 02, 2006)
		Carlton Weatherford vs Northeastern (Sep 02, 2006)
		Greg Boone at North Carolina (Sep 09, 2006)
		Josh Morgan vs Duke (Sep 16, 2006)
		Sam Wheeler vs Duke (Sep 16, 2006)
		Justin Harper vs Cincinnati (Sep 23, 2006)
		Eddie Royal vs Georgia Tech (Sep 30, 2006)
		Josh Morgan vs Southern Miss (Oct 21, 2006)
		Josh Morgan at Wake Forest (Nov 18, 2006)
		Eddie Royal at Wake Forest (Nov 18, 2006)
		Eddie Royal vs Virginia (Nov 25, 2006)
Long Reception	60	David Clowney vs Duke (Sep 16, 2006)
Field Goals	3	Brandon Pace vs Kent State (Nov 11, 2006)
Long Field Goal	42	Brandon Pace vs Duke (Sep 16, 2006)
		Brandon Pace at Wake Forest (Nov 18, 2006)
Punts	8	Nic Schmitt vs Clemson (Oct 26, 2006)
		Nic Schmitt at Miami (Nov 04, 2006)
Punting Avg	48.0	Nic Schmitt vs Northeastern (Sep 02, 2006)
Long Punt	58	Nic Schmitt vs Kent State (Nov 11, 2006)
		Nic Schmitt vs Virginia (Nov 25, 2006)
Long Punt Return	58	Eddie Royal vs Duke (Sep 16, 2006)
Long Kickoff Return	55	Eddie Royal at Wake Forest (Nov 18, 2006)
Tackles	15	Vince Hall vs Kent State (Nov 11, 2006)
Sacks	3.0	William Wall vs Duke (Sep 16, 2006)
Tackles For Loss	3.5	Chris Ellis vs Kent State (Nov 11, 2006)
Interceptions	2	Victor Harris vs Cincinnati (Sep 23, 2006)
		Brandon Flowers at Miami (Nov 04, 2006)

## Tech Team Game Highs

Rushes	58	vs Clemson (Oct 26, 2006)
Yards Rushing	284	vs Southern Miss (Oct 21, 2006)
Yards Per Rush	7.3	vs Southern Miss (Oct 21, 2006)
TD Rushes	3	at North Carolina (Sep 09, 2006)
		vs Southern Miss (Oct 21, 2006)
		vs Clemson (Oct 26, 2006)
Pass attempts	54	vs Georgia Tech (Sep 30, 2006)
Pass completions	27	vs Georgia Tech (Sep 30, 2006)
Yards Passing	339	vs Georgia Tech (Sep 30, 2006)
Yards Per Pass	11.7	vs Duke (Sep 16, 2006)
TD Passes	3	vs Northeastern (Sep 02, 2006)
Total Plays	81	vs Georgia Tech (Sep 30, 2006)
Total Offense	418	vs Duke (Sep 16, 2006)
Yards Per Play	7.2	vs Southern Miss (Oct 21, 2006)
Points	38	vs Northeastern (Sep 02, 2006)
Sacks By	8	vs Duke (Sep 16, 2006)
First Downs	25	vs Georgia Tech (Sep 30, 2006)
Penalties	9	vs Duke (Sep 16, 2006)
		at Boston College (Oct 12, 2006)
Penalty Yards	88	at Boston College (Oct 12, 2006)
Turnovers	4	at Boston College (Oct 12, 2006)
Interceptions By	4	at North Carolina (Sep 09, 2006)

## Opponent Individual Game Highs

Rushes	21	Eugene Jarvis, vs Kent State (Nov 11, 2006)
Yards Rushing	105	Tashard Choice, vs Georgia Tech (Sep 30, 2006)
TD Rushes	2	Tashard Choice, vs Georgia Tech (Sep 30, 2006)
Long Rush	50	Tyrone Moss, at Miami (Nov 04, 2006)
Pass attempts	30	Riley Skinner, at Wake Forest (Nov 18, 2006)
Pass completions	17	Riley Skinner, at Wake Forest (Nov 18, 2006)
Yards Passing	195	Riley Skinner, at Wake Forest (Nov 18, 2006)
TD Passes	2	Reggie Ball, vs Georgia Tech (Sep 30, 2006)
		Matt Ryan, at Boston College (Oct 12, 2006)
Long Pass	59	Reggie Ball, vs Georgia Tech (Sep 30, 2006)
Receptions	6	Calvin Johnson, vs Georgia Tech (Sep 30, 2006)
Yards Receiving	115	Calvin Johnson, vs Georgia Tech (Sep 30, 2006)
TD Receptions	2	Calvin Johnson, vs Georgia Tech (Sep 30, 2006)
		Kevin Challenger, at Boston College (Oct 12, 2006)
Long Reception	59	James Johnson, vs Georgia Tech (Sep 30, 2006)
Field Goals	2	Kevin Lovell, vs Cincinnati (Sep 23, 2006)
		Steve Aponavicius, at Boston College (Oct 12, 2006)
		Darren McCaleb, vs Southern Miss (Oct 21, 2006)
		Sam Swank, at Wake Forest (Nov 18, 2006)
Long Field Goal	55	Jon Peattie, at Miami (Nov 04, 2006)
Punts	10	Cole Chason, vs Clemson (Oct 26, 2006)
Punting Avg	46.0	Jon Peattie, at Miami (Nov 04, 2006)
Long Punt	58	Ryan Weigand, vs Virginia (Nov 25, 2006)
Long Punt Return	34	Brandon Tate, at North Carolina (Sep 09, 2006)
Long Kickoff Return	34	Tony Franklin, vs Virginia (Nov 25, 2006)
Tackles	14	Antonio Clay, vs Clemson (Oct 26, 2006)
Sacks	3.0	Calais Campbell, at Miami (Nov 04, 2006)
Tackles For Loss	3.0	Calais Campbell, at Miami (Nov 04, 2006)
		Jack Williams, vs Kent State (Nov 11, 2006)
Interceptions	1	Louvans Charlot, vs Northeastern (Sep 02, 2006)
		John Talley, vs Duke (Sep 16, 2006)
		Dominic Ross, vs Cincinnati (Sep 23, 2006)
		Ryan Glasper, at Boston College (Oct 12, 2006)
		Jolonn Dunbar, at Boston College (Oct 12, 2006)
		Brandon Sumrall, vs Southern Miss (Oct 21, 2006)
		Glenn Sharpe, at Miami (Nov 04, 2006)
		Josh Gattis, at Wake Forest (Nov 18, 2006)
		Jeffrey Fitzgerald, vs Virginia (Nov 25, 2006)

## Opponent Team Game Highs

Rushes	41	vs Duke (Sep 16, 2006)
Yards Rushing	153	at Miami (Nov 04, 2006)
Yards Per Rush	5.7	at Miami (Nov 04, 2006)
TD Rushes	2	vs Georgia Tech (Sep 30, 2006)
Pass attempts	38	at North Carolina (Sep 09, 2006)
Pass completions	19	at North Carolina (Sep 09, 2006)
Yards Passing	195	at Wake Forest (Nov 18, 2006)
Yards Per Pass	10.4	vs Georgia Tech (Sep 30, 2006)
TD Passes	2	vs Georgia Tech (Sep 30, 2006)
		at Boston College (Oct 12, 2006)
Total Plays	69	at North Carolina (Sep 09, 2006)
Total Offense	325	vs Georgia Tech (Sep 30, 2006)
Yards Per Play	6.1	vs Georgia Tech (Sep 30, 2006)
Points	38	vs Georgia Tech (Sep 30, 2006)
Sacks By	5	at Miami (Nov 04, 2006)
First Downs	16	at North Carolina (Sep 09, 2006)
		at Boston College (Oct 12, 2006)
Penalties	10	vs Northeastern (Sep 02, 2006)
Penalty Yards	83	vs Georgia Tech (Sep 30, 2006)
Turnovers	5	at North Carolina (Sep 09, 2006)
Interceptions By	2	at Boston College (Oct 12, 2006)



# ACC Standings & Honors



## 2006 ACSMA/AP All-ACC Football Team

(Total Points) — 80 Total Ballots / Maximum 160 Points



### OFFENSE

Quarterback  
Running Back

Wide Receiver

Tight End  
Tackle

Guard

Center

#### First Team

Matt Ryan, Jr., Boston College (142)  
James Davis, So., Clemson (149)  
**Branden Ore, So., Virginia Tech (134)**  
Calvin Johnson, Jr., Georgia Tech (160) #  
Chansi Stuckey, Sr., Clemson (94)  
Greg Olsen, Jr., Miami (112)  
Steve Vallos, Sr., Wake Forest (150)  
Barry Richardson, Jr., Clemson (85)  
Josh Beekman, Sr., Boston College (142)  
Nathan Bennett, Sr., Clemson (114)  
Steve Justice, Jr., Wake Forest (113)

#### Second Team

Riley Skinner, Fr., Wake Forest (33)  
Tashard Choice, Jr., Georgia Tech (103)  
C.J. Spiller, Fr., Clemson (58)  
Darius Heyward-Bey, Fr., Maryland (46)  
Greg Carr, So., Florida State (38)  
Anthony Hill, Jr., NC State (65)  
**Duane Brown, Jr., Virginia Tech (58)**  
Jim Marten, Sr., Boston College (49)  
Leroy Harris, Sr., NC State (57)  
Andrew Crummey, Jr., Maryland (42)  
Dustin Fry, Sr., Clemson (96)

#### Honorable Mention (25 points or more)

QB - Reggie Ball, Sr., Georgia Tech (31); Sam Hollenbach, Sr., Maryland (29)  
WR - Chris Davis, Sr., Florida State (36); Kevin Challenger, Jr., Boston College (35); Kevin Ogletree, So., Virginia (27)  
TE - Joey Haynos, Jr., Maryland (31); Thomas Hunter, Sr., Clemson (26)  
OT - Andrew Gardner, So., Georgia Tech (48); Stephon Heyer, Sr., Maryland (33)  
OG - Branden Albert, So., Virginia (34); Cory Niblock, Sr., Florida State (34); Derrick Morse, Jr., Miami (31)

### DEFENSE

Defensive End

Defensive Tackle

Linebacker

Cornerback

Safety

#### First Team

Gaines Adams, Sr., Clemson (157)  
Calais Campbell, So., Miami (105)  
Joe Anoai, Sr., Georgia Tech (108)  
DeMarcus Tyler, Sr., NC State (98)  
**Vince Hall, Jr., Virginia Tech (113)**  
Buster Davis, Sr., Florida State (102)  
Jon Abbate, Jr., Wake Forest (97)  
John Talley, Sr., Duke (140)  
**Brandon Flowers, So., Virginia Tech (88)**  
Josh Gattis, Sr., Wake Forest (149)  
Jamal Lewis, Jr., Georgia Tech (61)

#### Second Team

Chris Long, Jr., Virginia (55)  
Adamm Oliver, Jr., Georgia Tech (34)  
Kareem Brown, Sr., Miami (81)  
Andre Fluellen, Jr., Florida State (40) tie  
B.J. Raji, Jr., Boston College (40) tie  
Philip Wheeler, Jr., Georgia Tech (86)  
Erin Henderson, So., Maryland (64)  
**Xavier Adibi, Jr., Virginia Tech (55)**  
Marcus Hamilton, Sr., Virginia (61)  
DeJuan Tribble, Jr., Boston College (59)  
Kenny Phillips, So., Miami (49)  
Brandon Meriweather, Sr., Miami (48)

#### Honorable Mention (25 points or more)

DE - Baraka Atkins, Sr., Miami (27); Jyles Tucker, Sr., Wake Forest (26)  
LB - Lawrence Timmons, Jr., Florida State (44); KaMichael Hall, Sr., Georgia Tech (27); Patrick Lowery, Sr., NC State (25)  
CB - Josh Wilson, Sr., Maryland (35); Duane Coleman, Sr., Clemson (34)  
S - Ryan Glasper, Sr., Boston College (38); Myron Rolle, Fr., Florida State (38); Patrick Ghee, Sr., Wake Forest (28)

### SPECIAL TEAMS

Placekicker  
Punter  
Specialist

#### First Team

Sam Swank, So., Wake Forest (103)  
Durant Brooks, Jr., Georgia Tech (132)  
Darrell Blackman, Jr., NC State (97)

#### Second Team

**Brandon Pace, Sr., Virginia Tech (87)**  
Adam Podlesh, Sr., Maryland (60)  
**Eddie Royal, Jr., Virginia Tech (57)**

#### Honorable Mention (25 points or more)

PK - Dan Ennis, Sr., Maryland (34)  
P - Sam Swank, So., Wake Forest (37)

## 2006 Individual Awards

**ROOKIE OF THE YEAR**  
Riley Skinner, Wake Forest  
**COACH OF THE YEAR**  
Jim Grobe, Wake Forest  
**PLAYER OF THE YEAR**  
Calvin Johnson, Georgia Tech  
**OFFENSIVE PLAYER OF THE YEAR**  
Calvin Johnson, Georgia Tech  
**DEFENSIVE PLAYER OF THE YEAR**  
Gaines Adams, Clemson

## Final Standings

### Coastal Division

School	Conference	Overall
Georgia Tech	7-1	9-4
<b>Virginia Tech</b>	<b>6-2</b>	<b>10-2</b>
Virginia	4-4	5-7
Miami	3-5	6-6
North Carolina	2-6	3-9
Duke	0-8	0-1

### Atlantic Division

School	Conference	Overall
Wake Forest	6-2	11-2
Boston College	5-3	9-3
Maryland	5-3	8-4
Clemson	5-3	8-4
Florida State	3-5	6-6
NC State	2-6	3-9

## ACC Teams in Bowls

Bowl	Site	Venue	Date, Network	Bowl Matchup	Time
Champs Sports Bowl	Orlando, Fla.	Florida Citrus Bowl	Dec. 29, 2006, ESPN	Purdue vs. Maryland	8 p.m.
Music City Bowl	Nashville, Tenn.	The Coliseum	Dec. 29, 2006, ESPN	Kentucky vs. Clemson	1 p.m.
MPC Computers Bowl	Boise, Idaho	Bronco Stadium	Dec. 30, 2006, ESPN	Nevada vs. Miami	7:30 p.m.
Meineke Car Care Bowl	Charlotte, N.C.	Bank of America Stadium	Dec. 30, 2006, ESPN2	Boston College vs. Navy	1 p.m.
Chick-fil-A Bowl	Atlanta, Ga.	Georgia Dome	Dec. 30, 2006, ESPN	Virginia Tech vs. Georgia	8 p.m.
Gator Bowl	Jacksonville, Fla.	Gator Bowl	Jan. 1, 2007, CBS	Georgia Tech vs. West Virginia	1 p.m.
Orange Bowl	Miami, Fla.	Dolphins Stadium	Jan. 2, 2007, Fox	Wake Forest vs. Louisville	8 p.m.

2006 CHICK-FIL-A BOWL GUIDE

# 2006 ACC Statistics

RUSHING		Team	Cl	G	Att	Yds	Avg	TD	Long	Yds/G
Tashard Choice	GT	JR	13	270	1304	4.8	10	46	100.3	
<b>Brandon Ore</b>	<b>VT</b>	<b>SO</b>	<b>11</b>	<b>221</b>	<b>1095</b>	<b>5.0</b>	<b>14</b>	<b>70</b>	<b>99.5</b>	
James Davis	CU	SO	12	195	1134	5.8	17	64	94.5	
C.J. Spiller	CU	FR	12	124	914	7.4	10	80	76.2	
Jason Snelling	VA	SR	11	183	772	4.2	7	29	70.2	

PASSING AVG/GAME		Team	Cl	G	Att	Cmp	Int	Pct.	Yds	TD	Avg/G
Matthew Ryan	BC	JR	11	398	243	8	61.1	2700	14	245.5	
Kyle Wright	UM	JR	9	250	152	7	60.8	1655	8	183.9	
Sam Hollenbach	MD	SR	12	304	188	11	61.8	2148	13	179.0	
Thaddeus Lewis	DU	FR	12	340	180	16	52.9	2134	11	177.8	
<b>Sean Glennon</b>	<b>VT</b>	<b>SO</b>	<b>12</b>	<b>276</b>	<b>157</b>	<b>8</b>	<b>56.9</b>	<b>2097</b>	<b>11</b>	<b>174.8</b>	

RECEPTIONS/GAME		Team	Cl	G	Rec	Yds	TD	Long	Avg/C	Rec/G
Calvin Johnson	GT	JR	13	67	1016	13	66	15.2	5.15	
Chansi Stuckey	CU	SR	9	45	607	3	60	13.5	5.00	
Kevin Ogletree	VA	SO	12	52	582	4	51	11.2	4.33	
Chris Davis	FS	SR	12	46	651	4	55	14.2	3.83	
Kevin Challenger	BC	JR	12	45	508	5	30	11.3	3.75	

ALL PURPOSE		Team	Cl	G	Rush	Rcv	PR	KR	Yds	Avg/G
<b>Brandon Ore</b>	<b>VT</b>	<b>SO</b>	<b>11</b>	<b>1095</b>	<b>203</b>	<b>0</b>	<b>0</b>	<b>1298</b>	<b>118.0</b>	
C.J. Spiller	CU	FR	12	914	210	33	186	1343	111.9	
Tashard Choice	GT	JR	13	1304	70	0	0	1374	105.7	
Darrell Blackman	ST	JR	11	47	358	206	549	1160	105.5	
James Davis	CU	SO	12	1134	102	0	0	1236	103.0	
Brandon Tate	NC	SO	12	20	72	194	902	1188	99.0	
Jason Snelling	VA	SR	11	772	282	0	0	1054	95.8	
<b>Eddie Royal</b>	<b>VT</b>	<b>SR</b>	<b>12</b>	<b>24</b>	<b>452</b>	<b>251</b>	<b>395</b>	<b>1122</b>	<b>93.5</b>	

PUNTING		Team	Cl	G	Punt	Yds	Long	Avg
Durant Brooks	GT	JR	13	75	3412	63	45.5	
Adam Podlesh	MD	SR	12	52	2243	62	43.1	
Brian Monroe	UM	SR	11	52	2182	74	42.0	
<b>Nic Schmitt</b>	<b>VT</b>	<b>SR</b>	<b>12</b>	<b>57</b>	<b>2380</b>	<b>58</b>	<b>41.8</b>	
Johnny Ayers	BC	JR	12	54	2239	60	41.5	

TOTAL OFFENSE		Team	Cl	G	Rush	Pass	Plays	Total	Yds/G
Matthew Ryan	BC	JR	11	-36	2700	442	2664	242.2	
Kyle Wright	UM	JR	9	-21	1655	299	1634	181.6	
Sam Hollenbach	MD	SR	12	7	2148	351	2155	179.6	
Will Proctor	CU	SR	12	53	2081	317	2134	177.8	
Thaddeus Lewis	DU	FR	12	-74	2134	439	2060	171.7	
<b>Sean Glennon</b>	<b>VT</b>	<b>SO</b>	<b>12</b>	<b>-76</b>	<b>2097</b>	<b>335</b>	<b>2021</b>	<b>168.4</b>	
Reggie Ball	GT	SR	13	354	1820	426	2174	167.2	

PASS EFFICIENCY		Team	Cl	G	Att	Cmp	Int	Pct.	Yds	TD	Eff.
Riley Skinner	WF	FR	13	227	150	4	66.1	1780	8	140.1	
Will Proctor	CU	SR	12	265	160	10	60.4	2081	13	135.0	
Sam Hollenbach	MD	SR	12	304	188	11	61.8	2148	13	128.1	
<b>Sean Glennon</b>	<b>VT</b>	<b>SO</b>	<b>12</b>	<b>276</b>	<b>157</b>	<b>8</b>	<b>56.9</b>	<b>2097</b>	<b>11</b>	<b>128.1</b>	
Matthew Ryan	BC	JR	11	398	243	8	61.1	2700	14	125.6	

SCORING		Team	Cl	G	TD	XPT	FG	2XP	Pts	Pts/G
James Davis	CU	SO	12	17	0	0	0	0	102	8.5
<b>Brandon Ore</b>	<b>VT</b>	<b>SO</b>	<b>11</b>	<b>15</b>	<b>0</b>	<b>0</b>	<b>0</b>	<b>0</b>	<b>90</b>	<b>8.2</b>
Jad Dean	CU	SR	12	0	46	15	0	91	7.6	
Sam Swank	WF	SO	13	0	32	21	0	95	7.3	
Dan Ennis	MD	SR	12	0	29	19	0	86	7.2	
<b>Brandon Pace</b>	<b>VT</b>	<b>SR</b>	<b>12</b>	<b>0</b>	<b>35</b>	<b>17</b>	<b>0</b>	<b>86</b>	<b>7.2</b>	
Greg Carr	FS	SO	11	11	0	0	0	66	6.0	

SCORING (TDs)		Team	Cl	G	TD	Rush	Pass	Ret	PAT	Pts	Pts/G
James Davis	CU	SO	12	17	17	0	0	0	0	102	8.5
<b>Brandon Ore</b>	<b>VT</b>	<b>SO</b>	<b>11</b>	<b>15</b>	<b>14</b>	<b>1</b>	<b>0</b>	<b>0</b>	<b>0</b>	<b>90</b>	<b>8.2</b>
Calvin Johnson	GT	JR	13	13	0	13	0	0	0	78	6.0
Greg Carr	FS	SO	11	11	0	11	0	0	0	66	6.0
C.J. Spiller	CU	FR	12	12	10	2	0	0	0	72	6.0

SCORING (KICK)		Team	Cl	G	PATs	FGs	Pts	Pts/G
Jad Dean	CU	SR	12	46-49	15-20	91	7.6	
Sam Swank	WF	SO	13	32-32	21-28	95	7.3	
Dan Ennis	MD	SR	12	29-29	19-23	86	7.2	
<b>Brandon Pace</b>	<b>VT</b>	<b>SR</b>	<b>12</b>	<b>35-37</b>	<b>17-18</b>	<b>86</b>	<b>7.2</b>	
Travis Bell	GT	JR	13	38-38	12-17	74	5.7	

FIELD GOALS		Team	Cl	G	FG	FGA	Pct.	FG/G
Sam Swank	WF	SO	13	21	28	75.0	1.62	
Dan Ennis	MD	SR	12	19	23	82.6	1.58	
<b>Brandon Pace</b>	<b>VT</b>	<b>SR</b>	<b>12</b>	<b>17</b>	<b>18</b>	<b>94.4</b>	<b>1.42</b>	
Jad Dean	CU	SR	12	15	20	75.0	1.25	
John Deraney	ST	SR	12	16	16	75.0	1.00	
Jon Peattie	UM	SR	12	12	19	63.2	1.00	
Travis Bell	GT	JR	13	12	17	70.6	0.92	

FIELD GOALS (con'd)		Team	Cl	G	FG	FGA	Pct.	FG/G
Gary Cismesia	FS	JR	12	11	17	64.7	0.92	
Chris Gould	VA	JR	12	11	19	57.9	0.92	
Connor Barth	NC	JR	12	10	10	100.0	0.83	

FIELD GOAL PCT		Team	Cl	G	FG	FGA	Long	Pct.
<b>Brandon Pace</b>	<b>VT</b>	<b>SR</b>	<b>12</b>	<b>17</b>	<b>18</b>	<b>42</b>	<b>94.4</b>	
Dan Ennis	MD	SR	12	19	23	46	82.6	
Sam Swank	WF	SO	13	21	28	53	75.0	
Jad Dean	CU	SR	12	15	20	45	75.0	
John Deraney	ST	SR	12	12	16	54	75.0	
Travis Bell	GT	JR	13	12	17	47	70.6	
Gary Cismesia	FS	JR	12	11	17	53	64.7	
Ryan Ohliger	BC	JR	11	7	11	44	63.6	
Jon Peattie	UM	SR	12	12	19	55	63.2	
Chris Gould	VA	JR	12	11	19	48	57.9	

PUNT RETURN AVG		Team	Cl	G	Ret	Yds	TD	Long	Avg
<b>Eddie Royal</b>	<b>VT</b>	<b>JR</b>	<b>12</b>	<b>21</b>	<b>251</b>	<b>1</b>	<b>58</b>	<b>12.0</b>	
Willie Idlette	WF	SR	13	19	194	0	35	10.2	
Mike Brown	VA	SO	10	13	127	0	22	9.8	

## TACKLES (All positions)

Player	Team	Cl	G	Pos	Solo	Ast	Total	Avg/G	Sack
<b>Vince Hall</b>	<b>VT</b>	<b>JR</b>	<b>12</b>	<b>LB</b>	<b>54</b>	<b>61</b>	<b>115</b>	<b>9.6</b>	<b>2.0</b>
Erin Henderson	MD	SO	12	LB	55	55	110	9.2	1.0
Wesley Jefferson	MD	JR	12	LB	49	58	107	8.9	3.0
Buster Davis	FS	SR	11	LB	48	48	96	8.7	5.0
Patrick Lowery	ST	SR	12	LB	41	61	102	8.5	1.0
Jon Abbate	WF	JR	13	LB	45	60	105	8.1	3.0
Michael Tautilili	DU	SO	12	LB	32	62	94	7.8	0.5
Jolonn Dunbar	BC	JR	10	LB	40	38	78	7.8	1.0
Jeremy Edwards	DU	SR	12	LB	49	40	89	7.4	1.0
Chris Clemons	CU	SO	12	S	51	38	89	7.4	0.0
Nick Watkins	CU	JR	12	LB	50	38	88	7.3	1.0
Durrell Mapp	NC	JR	12	LB	56	31	87	7.2	0.0
Jon Copper	VA	SO	12	LB	38	41	79	6.6	4.0
<b>Xavier Adibi</b>	<b>VT</b>	<b>JR</b>	<b>12</b>	<b>LB</b>	<b>27</b>	<b>51</b>	<b>78</b>	<b>6.5</b>	<b>3.0</b>
Larry Edwards	NC	SR	9	LB	40	18	58	6.4	3.0
Patrick Bailey	DU	JR	12	DE	45	32	77	6.4	3.5
Antonio Clay	CU	SO	12	LB	46	30	76	6.3	1.5
KaMichael Hall	GT	SR	13	LB	55	26	81	6.2	4.0
Myron Rolle	FS	FR	11	ROV	27	41	68	6.2	1.0
Lawrence Timmons	FS	JR	12	LB	40	34	74	6.2	5.0
Duane Coleman	CU	SR	12	CB	58	15	73	6.1	1.0
Philip Wheeler	GT	JR	13	LB	49	30	79	6.1	8.0
Jon Beason	UM	JR	11	LB	44	22	66	6.0	1.5

TACKLES FOR LOSS		Team	Cl	G	Pos	Solo	Ast	Yds	Total	Avg/G
Calais Campbell	UM	SO	12	DE	19	2	70	20.0	1.67	
Lawrence Timmons	FS	JR	12	LB	13	10	71	18.0	1.50	
Gaines Adams	CU	SR	12	DE	14	1	74	14.5	1.21	
Codey Lowe	DU	SR	12	LB	11	6	66	14.0	1.17	
Patrick Bailey	DU	JR	12	DE	9	7	48	12.5	1.04	
Philip Wheeler	GT	JR	13	LB	12					



# Regular-Season Team Rankings



TOTAL OFFENSE	G	Rush	Pass	Plays	Yards	Avg/P	TD	Yds/G
Clemson	12	2702	2238	758	4940	6.5	46	411.7
Boston College	12	1415	2893	835	4308	5.2	33	359.0
Georgia Tech	13	2114	2049	834	4163	5.0	37	320.2
Florida State	12	1118	2673	717	3791	5.3	33	315.9
Miami	12	1480	2295	741	3775	5.1	27	314.6
Maryland	12	1499	2157	711	3656	5.1	27	304.7
Virginia Tech	12	1432	2216	724	3648	5.0	32	304.0
NC State	12	1436	2188	753	3624	4.8	21	302.0
Wake Forest	13	1988	1928	767	3916	5.1	29	301.2
North Carolina	12	1360	2156	715	3516	4.9	23	293.0
Duke	12	1179	2222	770	3401	4.4	22	283.4
Virginia	12	1175	1880	703	3055	4.3	20	254.6

TOTAL DEFENSE	G	Rush	Pass	Plys	Yards	Avg	TD	Yds/G
Virginia Tech	12	1115	1538	691	2653	3.8	10	221.1
Miami	12	792	2233	683	3025	4.4	20	252.1
Clemson	12	1240	2001	779	3241	4.2	18	270.1
Florida State	12	985	2331	758	3316	4.4	25	276.3
Georgia Tech	12	1400	2001	709	3401	4.8	22	283.4
Georgia Tech	13	1156	2610	846	3766	4.5	19	289.7
Boston College	12	1081	2557	785	3638	4.6	20	303.2
Wake Forest	13	1356	2702	849	4058	4.8	20	312.2
NC State	12	1818	2000	750	3818	5.1	28	318.2
Maryland	12	2097	2306	778	4403	5.7	29	366.9
North Carolina	12	2073	2346	770	4419	5.7	43	368.2
Duke	12	2016	2728	784	4744	6.1	48	395.3

RUSHING OFFENSE	G	Att	Yds	Avg	TD	Yds/G
Clemson	12	470	2702	5.7	31	225.2
Georgia Tech	13	494	2114	4.3	15	162.6
Wake Forest	13	513	1988	3.9	19	152.9
Maryland	12	400	1499	3.7	13	124.9
Miami	12	400	1480	3.7	13	123.3
NC State	12	374	1436	3.8	11	119.7
Virginia Tech	12	429	1432	3.3	20	119.3
Boston College	12	405	1415	3.5	18	117.9
North Carolina	12	382	1360	3.6	12	113.3
Duke	12	412	1179	2.9	10	98.2
Virginia	12	361	1175	3.3	12	97.9
Florida State	12	327	1118	3.4	15	93.2

RUSHING DEFENSE	G	Rushes	Yards	Avg.	TD	Yds/G
Miami	12	353	792	2.2	12	66.0
Florida State	12	383	985	2.6	10	82.1
Georgia Tech	13	400	1156	2.9	10	88.9
Boston College	12	343	1081	3.2	11	90.1
Virginia Tech	12	398	1115	2.8	5	92.9
Clemson	12	423	1240	2.9	12	103.3
Wake Forest	13	438	1356	3.1	9	104.3
Virginia	12	424	1400	3.3	12	116.7
NC State	12	481	1818	3.8	16	151.5
Duke	12	441	2016	4.6	21	168.0
North Carolina	12	464	2073	4.5	29	172.8
Maryland	12	448	2097	4.7	16	174.8

PASS OFFENSE	G	Att	Cmp	Int	Pct.	Yds	Avg	TD	Yds/G
Boston College	12	430	265	9	61.6	2893	6.7	15	241.1
Florida State	12	390	216	15	55.4	2673	6.9	18	222.8
Miami	12	341	202	14	59.2	2295	6.7	14	191.2
Clemson	12	288	175	10	60.8	2238	7.8	15	186.5
Duke	12	358	189	17	52.8	2222	6.2	12	185.2
Virginia Tech	12	295	167	9	56.6	2216	7.5	12	184.7
NC State	12	379	196	16	51.7	2188	5.8	10	182.3
Maryland	12	311	189	12	60.8	2157	6.9	14	179.8
North Carolina	12	333	169	18	50.8	2156	6.5	11	179.7
Georgia Tech	13	340	155	15	45.6	2049	6.0	22	157.6
Virginia	12	342	202	11	59.1	1880	5.5	8	156.7
Wake Forest	13	254	167	5	65.7	1928	7.6	10	148.3

PASS DEFENSE	G	Att	Cmp	Int	Pct.	Yds	Avg	TD	Yds/G
Virginia Tech	12	293	152	16	51.9	1538	5.2	5	128.2
NC State	12	269	138	7	51.3	2000	7.4	12	166.7
Virginia	12	285	169	10	59.3	2001	7.0	10	166.8
Clemson	12	356	193	14	54.2	2001	5.6	6	166.8
Miami	12	330	172	11	52.1	2233	6.8	8	186.1
Maryland	12	330	192	7	58.2	2306	7.0	13	192.2
Florida State	12	375	211	10	56.3	2331	6.2	15	194.2
North Carolina	12	306	190	7	62.1	2346	7.7	14	195.5
Georgia Tech	13	446	229	13	51.3	2610	5.9	9	200.8
Wake Forest	13	411	230	22	56.0	2702	6.6	11	207.8
Boston College	12	442	264	21	59.7	2557	5.8	9	213.1
Duke	12	343	206	10	60.1	2728	8.0	27	227.3

SCORING OFFENSE	G	TD	XP	2XP	DXP	FG	Saf	Pts	Avg
Clemson	12	52	46	1	0	15	0	405	33.8
Boston College	12	39	34	1	0	13	2	313	26.1
Virginia Tech	12	37	35	0	0	17	2	312	26.0
Florida State	12	37	34	2	2	11	2	301	25.1
Georgia Tech	13	40	38	0	0	12	0	314	24.2
Wake Forest	13	32	32	0	0	21	1	289	22.2
Maryland	12	29	29	0	0	19	0	260	21.7
Miami	12	28	28	0	0	12	1	234	19.5
North Carolina	12	27	24	0	0	10	0	216	18.0
NC State	12	25	22	0	0	12	1	210	17.5
Virginia	12	21	19	0	0	12	0	181	15.1
Duke	12	24	15	2	0	4	2	179	14.9

SCORING DEFENSE	G	TD	XP	2XP	DXP	FG	Saf	Pts	Avg
Virginia Tech	12	11	11	0	0	11	1	112	9.3
Wake Forest	13	22	20	0	0	13	0	191	14.7
Boston College	12	20	19	0	0	13	1	180	15.0
Miami	12	21	20	0	0	11	1	181	15.1
Clemson	12	21	19	1	1	11	0	182	15.2
Georgia Tech	13	24	22	1	0	17	0	219	16.8
Virginia	12	27	26	0	0	8	1	214	17.8
Florida State	12	28	23	1	0	12	1	231	19.2
NC State	12	29	26	0	0	20	1	262	21.8
Maryland	12	34	31	0	0	14	0	277	23.1
North Carolina	12	47	43	1	0	13	0	366	30.5
Duke	12	54	50	0	1	10	0	406	33.8

PASS EFFICIENCY	G	Att	Cmp	Pct	Int	Yds	TD	Effic
Wake Forest	13	254	167	.657	5	1928	10	138.6
Clemson	12	288	175	.608	10	2238	15	136.3
Virginia Tech	12	295	167	.566	9	2216	12	127.0
Maryland	12	311	189	.608	12	2157	14	126.2
Boston College	12	430	265	.616	9	2893	15	125.5
Miami	12	341	202	.592	14	2295	14	121.1
Florida State	12	390	216	.554	15	2673	18	120.5
Georgia Tech	13	340	155	.456	15	2049	22	108.7
Virginia	12	342	202	.591	11	1880	8	106.5
Duke	12	358	189	.528	17	2222	12	106.5
North Carolina	12	333	169	.508	18	2156	11	105.2
NC State	12	379	196	.517	16	2188	10	100.5

PASS DEF EFFICIENCY	G	Att	Cmp	Int	Pct.	Yds	TD	Effic
Virginia Tech	12	293	152	16	51.9	1538	5	90.7
Clemson	12	356	193	14	54.2	2001	6	99.1
Georgia Tech	13	446	229	13	51.3	2610	9	101.3
Boston College	12	442	264	21	59.7	2557	9	105.5
Wake Forest	13	411	230	22	56.0	2702	11	109.3
Miami	12	330	172	11	52.1	2233	8	110.3
Florida State	12	375	211	10	56.3	2331	15	116.3
Virginia	12	285	169	10	59.3	2001	10	122.8
NC State	12	269	138	7	51.3	2000	12	123.3
Maryland	12	330	192	7	58.2	2306	13	125.6
North Carolina	12	306	190	7	62.1	2346	14	137.0
Duke	12	343	206	10	60.1	2728	27	147.0

TURNOVER MARGIN	G	-----Gained-----			-----Lost-----			Mar	Per/G
		Fum	Int	Tot	Fum	Int	Tot		
Boston College	12	14	21	35	11	9	20	+15	1.25
Wake Forest	13	7	22	29	10	5	15	+14	1.08
Virginia Tech	12	10	16	26	10	9	19	+7	0.58
Georgia Tech	13	12	13	25	5	15	20	+5	0.38
Clemson	12	14	14	28	14	10	24	+4	0.33
Virginia	12	7	10	17	4	11	15	+2	0.17
Miami	12	9	11	20	9	14	23	-3	-0.25
Maryland	12	8	7	15	11	12	23	-8	-0.67
Duke	12	13	10	23	14	17	31	-8	-0.67
Florida State	12	6	10	16	11	15	26	-10	-0.83
NC State	12	5	7	12	7	16	23	-11	-0.92
North Carolina	12	10	7	17	10	18	28	-11	-0.92

PUNT RETURN AVG	G	Ret	Yds	TD	Avg	SACKS BY			
						G	Sacks	Yards	
Wake Forest	13	30	358	1	11.9	Georgia Tech	13	35	271
Virginia Tech	12	26	300	1	11.5	Miami	12	34	211
North Carolina	12	21	212	1	10.1	Wake Forest	13	30	182
Boston College	12	27	259	0	9.6	Virginia	12	30	203
Maryland	12	27	242	0	9.0	Clemson	12	29	192
Florida State	12	30	264	0	8.8	Virginia Tech	12	28	203
Virginia	12	32	265	0	8.3	Boston College	12	27	166
NC State	12	28	225	1	8.0	Florida State	12	26	195
Clemson	12	26	203	1	7.8	NC State	12	24	193
Miami	12	37	288	0	7.8	North Carolina	12	23	162
Georgia Tech	13	42	311</						

# BOWL GAMES

## 1947 Sun Bowl

Cincinnati 18, Virginia Tech 6

**EL PASO, Texas** — The University of Cincinnati Bearcats swept to three second-half touchdowns to defeat Virginia Tech, 18-6, in the 12th annual Sun Bowl. The game marked Tech's first-ever bowl appearance and the first bowl game in which a football team from the commonwealth of Virginia had participated.

Tech had a chance to take an early lead on the heavily-favored Bearcats, but stalled two yards short of the goal. Quarterback Harry Walton set up the early threat with a 25-yard run to the Cincinnati 23. Walton then caught a pass from halfback Ralph Beard to move the ball to the Bearcats' 2-yard line. From there, the big Cincinnati line held on four straight running plays.

The game remained scoreless until the third quarter when quick-opening plays from the T-formation began clicking for the Bearcats. Cincinnati halfback Hal Johnson spun through the center of the line for a 13-yard touchdown run midway through the third quarter. Keyed by a 19-yard run by All-American halfback Roger Stephens, UC scored again on its next

possession. Fullback Al Sabato plunged the final yard for the touchdown.

Tech mounted another threat late in the third quarter, marching to the UC 23 before having a pass intercepted in the end zone. The Hokies held the Bearcats and bounced right back. Aided by a pair of costly Cincinnati penalties, Tech marched inside the UC 5, and Beard scored on a fourth-down run from the 1.

An interception return by Johnson to the Tech 25 helped Cincinnati put the game away in the fourth quarter. The Bearcats promptly moved the ball to the Tech 3, where Don McMillan carried it in for the final touchdown. The Hokies blocked all three UC extra point kicks during the game.

Cincinnati's vaunted running attack produced a total of 369 yards as the Bearcats piled up 463 yards of total offense. Tech managed 13 first downs — just three less than UC — despite gaining only 34 yards on the ground and 85 through the air. The



January 1, 1947 • El Paso, Texas  
Kidd Field at Sun Bowl Stadium • Att: 10,000

Cincinnati	0	0	12	6	—	18
Virginia Tech	0	0	0	6	—	6

**Scoring**

Cincinnati — touchdowns, Johnson, Sabato and McMillan  
Virginia Tech — touchdown, Beard

**Team Statistics**

	UC	VT
First Downs	16	13
Rushing yds.	369	34
Passing yds.	94	85
Total off.	463	119
Passes	5-19-3	4-15-2
Punting avg.	19	41
Fumbles	0	0
Penalty yds.	85	29

Hokies' defense contributed three interceptions in the game and lineman John Maskas blocked his seventh punt of the season.

The bowl week was marked by "unusual" weather. Three-inches of snow fell atop frozen rain the day before the game, and when kickoff time rolled around, the teams took the field under cloudy skies and below-freezing temperatures. According to one newspaper account, "blankets, fur caps, galoshes, ski suits, stocking caps and all types of winter wear were much in evidence" among the crowd of 10,000.



For its first bowl appearance, Tech traveled west to El Paso, Texas, to face Cincinnati in the Sun Bowl on Jan. 1, 1947.



# 1966 Liberty Bowl

## Miami 14, Virginia Tech 7

**MEMPHIS, Tenn.** — The Miami Hurricanes, getting second wind from a third-quarter roughing the kicker penalty, rebounded for two touchdowns in the second half to score a come-from-behind 14-7 win over Virginia Tech in the eighth annual Liberty Bowl.

In a game dominated primarily by defense, Tech got the early edge when Jimmy Richards blocked Miami's first punt of the game. The block gave the Hokies possession at the Miami 21. It took Tech just five plays to cash in on the opportunity with a 2-yard touchdown run by tailback Tommy Francisco. Jon Utin's extra-point kick gave Tech a 7-0 lead.

The Hokies got two more golden opportunities during the first half, marching inside the Miami 30 on both occasions. Both times Tech came up empty handed, seeing one drive stall on a clipping penalty and the other end on a dropped pass at the goal line and a fumbled snap. Although Tech dominated the first half, the failed chances would come back to haunt the Hokies.

Tech's relentless defense held the Hurricanes to just 16 yards of total offense during the first half. But Miami, ranked ninth with wins over Southern Cal, Georgia and Florida, slowly turned the tide in the second half. First, the 'Canes stopped a Tech threat with a 42-yard interception return. The play did not lead to a touchdown, but it changed the momentum of the game, as well as the battle for field position.

On its next possession, Miami got the spark it needed for its offense. After a drive stalled at the Hokies' 41, the Hurricanes got new life when a roughing the kicker penalty against Tech gave them a first down at the Tech 26. Five plays later, UM quarterback Bill Miller found halfback Joe Mira for a 7-yard touchdown pass, and Ray Harris tied the game with his extra point at the 4:20 mark of the third quarter.

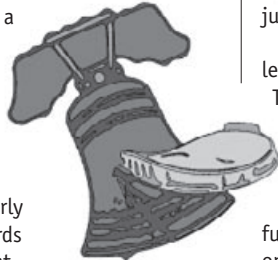
By the midway point of the third quarter, Miami's size and

strength were starting to make a difference on defense. UM All-American defensive end Ted Hendricks and company kept the Hokies bottled up in their own territory and allowed just one second-half first down.

Miami's winning drive marked the only lengthy offensive push by either team all day.

The Hurricanes started at their own 30 and made the march in 10 plays, including a key 38-yard pass from Miller to end Jim Cox that put the ball at the Tech 5. It took the 'Canes four tries to score, with fullback Doug McGee diving over from the one on fourth down.

A Liberty Bowl record 39,101 tickets were sold for the game, but only 25,012 braved the 36-degree weather. The game was televised nationally by ABC and was not blacked out in the Memphis area.



December 10, 1966 • Memphis, Tenn.  
Memphis Memorial Stadium • Att: 25,012

Miami	0	0	7	7	—	14
Virginia Tech	7	0	0	0	—	7

VT (7:34 re 1st) — Francisco 1 run (Utin kick)  
UM (4:20 re 3rd) — Mira 7 pass from Miller (Harris kick)  
UM (8:05 re 4th) — McGee 1 run (Harris kick)

Team Statistics	UM	VT
First Downs	11	7
Rushing yds.	55	36
Passing yds.	108	75
Total off.	163	111
Passes	10-28-0	6-16-1
Punts-avg.	8-30.1	11-39.3
Fumbles lost	1	2
Penalties-yds.	7-80	6-57

#### Individual Leaders

Rushing — VT, Francisco 21-55, Garcia 3-15, Piland 4-10, Beamer 1-(-12), Stafford 8-(-16), Barker 3-(-16); UM, McGee 12-36, Acuff 6-25, Mira 11-9, Cassidy, 2-4, Domke 1-4, McGuirt 1-1, Miller 11-(-24).

Passing — VT, Stafford 4-13-1-59, Barker 2-3-0-16; UM, Miller 9-26-0-99, Olivo 1-2-0-9.

Receiving — VT, Cupp 1-35, Barefoot 4-34, Piland 1-6; UM, Cox 5-77, Russo 2-15, Mira 2-14, Smith 1-2.



Tech co-captains Dave Farmer (53) and Sands Woody (77) meet for the coin toss with Miami prior to the 1966 Liberty Bowl.

# 1968 Liberty Bowl

## Mississippi 34, Virginia Tech 17

**MEMPHIS, Tenn.** — Virginia Tech's second visit to the Liberty Bowl played out much like its first — the Hokies built an early lead, then saw the game turn on a play in the kicking game. This time it was the University of Mississippi and sophomore quarterback Archie Manning who tamed the Hokies, 34-17, before 46,206 fans, the largest crowd in the 10-year history of the bowl.

For 13 minutes and 11 seconds, it appeared that Tech would blow Ole Miss out of cold, blustery Memorial Stadium. Scoring on a 58-yard run by Ken Edwards on a quick-snap, trick play on the game's second offensive play, Tech shocked the Rebels with its ground attack. The Hokies recovered a fumble on Mississippi's first offensive play and got their second touchdown just three plays later on a 7-yard run by Terry Smoot. Before the quarter was over, Jack Simcsak added a 29-yard field goal for a 17-0 Tech lead.

Eager to capitalize on their momentum, the Hokies attempted an on-side kick following Simcsak's field goal. The play took Ole Miss

by surprise, but the ball failed to travel the required 10 yards and the Rebels took over at the Tech 49. Manning quickly turned

Mississippi's good fortune into a touchdown with a 21-yard scoring pass to end Hank Shows.

Just like that, the momentum of the game turned, and when it did, it turned completely.

What followed was a rash of Tech penalties, fumbles and interceptions that Ole Miss was all too happy to take advantage of.

Eventually, a 79-yard touchdown run by tailback Steve Hindman on the first play of the second half and a 70-yard interception return for a TD by monster man Bob Bailey gave Mississippi the victory. Hindman finished the game with 121 yards on 15 carries and was named the MVP.

Tech continued to battle, making two goal-line stands in the second half. But the Hokies could not overcome their three fumbles, two interceptions and 120 yards in penalties.



**December 14, 1968 • Memphis, Tenn.  
Memphis Memorial Stadium • Att: 46,206**

Virginia Tech	17	0	0	0	—	17
Mississippi	0	14	7	13	—	34

VT (14:23 re 1st) — Edwards 58 run (Simcsak kick)  
 VT (12:43 re 1st) — Smoot 7 run (Simcsak kick)  
 VT (1:49 re 1st) — FG Simcsak 29  
 UM (14:30 re 2nd) — Shows 21 pass from Manning (Brown kick)  
 UM (4:28 re 2nd) — Felts 23 pass from Manning (Brown kick)  
 UM (14:41 re 3rd) — Hindman 79 run (Brown kick)  
 UM (11:54 re 4th) — Bailey 70 interception return (Brown kick)  
 UM (9:09 re 4th) — FG Brown 46  
 UM (0:00 re 4th) — FG Brown 26

<b>Team Statistics</b>	<b>UM</b>	<b>VT</b>
First Downs	7	14
Rushes-yds.	46-185	60-330
Passing yds.	141	2
Passes	12-28-1	1-7-2
Punts-avg.	5-37.4	7-40.8
Fumbles-lost	3-2	5-3
Penalties-yds.	4-30	12-120

**Individual Leaders**  
 Rushing — VT, Edwards 12-119, Smoot 21-91, Kincaid 15-55, Constantinides 4-45, Humphries 5-8, Tiberio 2-5, Longerbeam 1-7; UM, Hindman 15-121, Bowen 19-65, Felts 1-0, Manning 11(-1).  
 Passing — VT, Kincaid 0-4-1-0, Humphries 1-3-1-2; UM, Manning 12-28-1-141.  
 Receiving — VT, Crigger 1-2; UM, Shows 6-70, Hindman 3-32, Felts 1-23, Bowen 1-8, Franks 1-8.



Tech's Kenny Edwards (33) heads to the end zone for a touchdown in the 1968 Liberty Bowl.



# 1981 Peach Bowl

## Miami 20, Virginia Tech 10

**ATLANTA, Ga.** —Explosive Miami of Florida fought off a gallant Virginia Tech comeback to defeat the Hokies, 20-10, in the 13<sup>th</sup> annual Peach Bowl game.

The Hurricanes scored two touchdowns in the first 16 minutes of the game and appeared to be on their way to an easy triumph after thwarting two Tech threats with interceptions at the goal line. The Hokies, however, had other ideas, holding 18<sup>th</sup>-ranked Miami to just two field goals the rest of the way.

Over 14,000 Tech fans cheered the Hokies on as they closed the gap to 14-10. First, place-kicker Dennis Laury booted a Peach Bowl record-tying 42-yard field goal with just 29 seconds remaining in the first half. Then, midway through the third quarter, tailback

Cyrus Lawrence capped an 80-yard Tech drive with a 1-yard scoring plunge. The big play in the drive was a 44-yard pass from quarterback Steve Casey to tight end Rob Purdham.

Suddenly, the Hurricanes' lead was just four. But poor field position, penalties and the tough Miami defense prevented Tech from getting any closer.

Lawrence, who lost out in the most valuable offensive player voting to UM quarterback Jim Kelly, rushed for 134 yards on 27 carries. Kelly completed 11 of 22 passes for 179 yards and a touchdown.

The Hokie defense, which limited UM to six points after the 13:47 mark of the second quarter, was led by freshman linebacker Ashley Lee's 15 tackles. Safety Mike Scharnus contributed eight tackles and an interception, while end Robert Brown and linebacker Mike

Johnson were in on eight tackles each.





January 2, 1981 • Atlanta, Ga.  
Atlanta-Fulton County Stadium • Att: 45,384

Miami	7	7	3	3	—	20
Virginia Tech	0	3	7	0	—	10

UM (12:37 re 1st) — Brodsky 15 pass from Kelly (Miller kick)  
UM (13:47 re 2nd) — Hobbs 12 run (Miller kick)  
VT (0:29 re 2nd) — FG Laury 42  
VT (8:52 re 3rd) — Lawrence 1 run (Laury kick)  
UM (0:29 re 3rd) — FG Miller 31  
UM (6:27 re 4th) — FG Miller 31

Team Statistics	UM	VT
First Downs	19	7
Rushes-yds.	40-157	50-180
Passing yds.	179	119
Total off.	336	299
Passes	11-22-1	9-24-2
Punts-avg.	5-37.0	6-38.1
Fumbles-lost	4-1	3-0
Penalties-yds.	6-66	7-72

**Individual Leaders**  
Rushing — VT, Lawrence 27-134, Dovel 9-41, Casey 13-8, Paige 1-(-3); UM, Roan 16-86, Hobbs 10-66, Neal 4-17, Rush 2-5, Jornea 2-1, Griffin 2-5, Kelly 5-(-21).  
Passing — VT, Casey 9-23-1-119, Lawrence 0-1-1-0; UM, Kelly 11-22-1-179.  
Receiving — VT, Purdham 2-56, Giacalone 2-30, Hite 2-15, McKee 1-8, Snell 1-8, Dovel 1-2; UM, Brodsky 4-80, Baratta 2-34, Belk 1-27, Walker 2-26, Rodriguez 1-7, Hobbs 1-5.



Padro Phillips (94) and Ashley Lee (88) stop a Miami runner (above). Tailback Cyrus Lawrence (left) celebrates his 1-yard touchdown plunge that cut the Hurricanes' lead to 14-10 in the third quarter.

# 1984 Independence Bowl

## Air Force 23, Virginia Tech 7

**SHREVEPORT, La.** — Quarterback Bart Weiss got Air Force's wishbone attack going in the second half and led the Falcons to a 23-7 victory over Virginia Tech in the Independence Bowl.

Tech took a 7-3 lead in the first quarter on a 10-play, 72-yard drive that featured a 32-yard run by tailback Eddie Hunter. Maurice Williams, who alternated at the tailback spot with Hunter, capped the march with a 3-yard touchdown run.

The complexion of the game changed drastically midway through the second quarter when the Falcons forced and recovered a fumble at the Tech 3. Halfback Jody Simmons took a pitchout to the left and put Air Force ahead.

The Hokies missed a great chance to regain the lead before the half, and found themselves trailing 10-7, despite having 192 yards of

offense and 11 first downs to Air Force's 73 yards and three first downs.

The news got worse for Tech in the second half when Weiss got the Falcons' ground attack going. Neither team scored in the third quarter, but Air Force controlled the football for all but eight plays of the quarter. The Falcons got a break in the fourth quarter when a halfback pass by Hunter was intercepted. From their own 38, the Falcons scored on a classic wishbone drive that ate up seven minutes and put them ahead 17-7 with just six minutes remaining in the game.

Tech's comeback hopes ended when a fumble at its own 30 set up another Air Force score. Weiss, who was named the game's most valuable offensive player, put the finishing touches on the Falcons' win with a 13-yard touchdown run.

Tech linebacker Vince Daniels, who was credited with 15 tackles, was named the game's most valuable defensive player.



December 15, 1984 • Shreveport, La.  
Independence Stadium • Att: 41,100

Virginia Tech	7	0	0	0	—	7
Air Force	3	7	0	13	—	23

AF (6:05 re 1st) — FG Maetos 35  
 VT (1:42 re 1st) — Williams 3 run (Wade kick)  
 AF (8:50 re 2nd) — Simmons 3 run (Maetos kick)  
 AF (6:00 re 4th) — Brown 2 run (Maetos kick)  
 AF (2:08 re 4th) — Weiss 13 run (kick failed)



Team Statistics	VT	AF
First Downs	17	15
Rushes-yds.	42-207	55-221
Passing-yds.	102	49
Total off.	309	270
Passes	11-26-2	6-7-0
Punts-avg.	4-40.0	6-42.5
Fumbles-lost	2-2	2-0
Penalties-yds.	11-112	4-30

#### Individual Leaders

Rushing — VT, Hunter 12-75, Williams 12-60, M. Cox 10-33, Bowe 4-23, Becton 3-18, Greenwood 1-(-2); AF, Weiss 29-93, Evans 15-58, Simmons 5-27, Pittman 1-24, Brown 3-8, Knorr 1-6.

Passing — VT, M. Cox 6-17-1-50, Greenwood 5-8-0-52, Hunter 0-1-1-0; AF, Weiss 6-7-0-49.

Receiving — VT, Rider 4-45, Nelson 3-24, Jones 2-21, Howell 1-7, Bowe 1-5; AF, Simmons 2-7, Coleman 1-16, Fleming 1-14, Brennan 1-9, Brown 1-3.



Quarterback Mark Cox (above) looks for running room in the 1984 Independence Bowl. Vince Daniels (right) chases down an Air Force ballcarrier.



# 1986 Peach Bowl

## Virginia Tech 25, NC State 24

**ATLANTA, Ga.** — Virginia Tech earned its first-ever bowl victory in dramatic fashion when Chris Kinzer's 40-yard field goal as time expired gave the Hokies a heart-stopping 25-24 comeback win over North Carolina State in the Peach Bowl.

Tech started the winning drive at its own 20 with a full complement of timeouts and 1:53 on the clock.

Quarterback Erik Chapman moved the ball to the Tech 44 with a pair of first down passes to tight end Steve Johnson. But another completion,

followed by four running plays, left the Hokies facing a fourth-and-3 at the State 37 with just 20 seconds left. Again it was Chapman to Johnson, this time for 9 yards and a first down on the Wolfpack 28.

With 15 seconds left, Tech opted for a long pass. The Hokies were penalized for holding on the incompletion, moving the ball back to

the 38. Chapman once again went to the air on a deep pattern to wingback David Everett. Another flag fell, but this time it was a 15-yard pass interference call against State.

The penalty moved the ball to the 23 with four seconds left. Out trotted Kinzer, whose field goals had already been the difference in five wins and a tie during the regular season.

Earlier in the game, he had connected on a 46-yarder, the second-longest in Peach Bowl history at the time.

The Wolfpack called a time out,

but anyone who knew Kinzer knew it would not matter. Although flattened on his follow through, the Tech kicker was right on target as the final second disappeared in what had been one of the wildest and most exciting finishes in any bowl game.

Tech's last-minute comeback was actually the Hokies' second rally of the game. At



**December 31, 1986 • Atlanta, Ga.**  
**Atlanta-Fulton County Stadium • Att: 53,668**

Virginia Tech	10	0	6	9	—	25
N.C. State	7	14	0	3	—	24

VT (11:04 re 1st) — Hunter 1 run (Kinzer kick)  
 NCSU (6:41 re 1st) — Bulluck recover blocked punt in end zone (Cofer kick)  
 VT (1:06 re 1st) — FG Kinzer 46  
 NCSU (8:55 re 2nd) — Worthen 25 pass from Kramer (Cofer kick)  
 NCSU (4:31 re 2nd) — Britt 5 pass from Kramer (Cofer kick)  
 VT (0:33 re 3rd) — Williams 1 run (pass failed)  
 VT (9:36 re 4th) — Johnson 6 pass from Chapman (run failed)  
 NCSU (7:12 re 4th) — FG Cofer 33  
 VT (0:00 re 4th) — FG Kinzer 40

Team Statistics	VT	NCSU
First Downs	29	16
Rushes-yds.	60-287	37-132
Passing yds.	200	155
Total off.	487	287
Passes	20-30-2	12-19-0
Return yds.	14	15
Punts-avg.	2-34.0	5-42.0
Fumbles-lost	1-1	2-2
Penalties-yds.	5-51	3-25

**Individual Leaders**

Rushing — VT, Hunter 22-113, Williams 16-129, Jones 7-32, Donnelly 3-10, Everett 1-6, Chapman 11(-)-3; NCSU, Crite 14-101, Crumpler 9-21, Hollodick 1-5, Kramer 10-4, Harris 4-1.

Passing — VT, Chapman 20-30-2-200; NCSU, Kramer 12-19-0-155.

Receiving — VT, S. Johnson 6-54, M. Williams 4-39, Snell 4-37, Hunter 2-34, Donnelly 2-19, Everett 1-12, Richardson 1-5; NCSU, Worthen 5-70, Jeffries 3-44, Crumpler 2-27, F. Harris 1-9, Britt 1-5.



one point, State led 21-10 with just six minutes left in the third quarter. The Tech defense turned the tide by forcing fumbles on two consecutive Wolfpack possessions. Both times the Hokies were able to capitalize on State's mistakes, with Chapman directing the team to a pair of touchdowns. Chapman's 6-yard touchdown pass to Johnson with 9:36 remaining in the game put Tech on top, 22-21.

State put together its only scoring drive of the second half to regain the lead on a Mike Cofer field goal with 7:12 left in the game. Then, after halting a Tech drive, the 'Pack threatened to put the game away when Kelly Hollodick faked a punt and ran for a crucial first down at the Hokie 35.

Linebacker Jamel Agemy kept Tech's hopes alive with back-to-back tackles behind the line. Two plays later State was forced to punt, and the Hokies began their winning drive. Just seconds after Kinzer's kick cleared the goalpost, thousands of Tech fans stormed the field to celebrate.

*Erik Chapman helped lead the Hokies past N.C. State with 200 yards passing and clutch plays on the final drive.*

# 1993 Independence Bowl

## Virginia Tech 45, Indiana 20

**SHREVEPORT, La.** — In a stunning turn of events, Virginia Tech scored two touchdowns in the final 35 seconds of the first half to spark an unforgettable 45-20 victory over No. 20 Indiana in the Poulan Weed Eater Independence Bowl.

Tech led the New Year's Eve bowl game by one point (14-13) just before the half, but Indiana was rallying. With 35 seconds left and the ball on the Tech 49, IU quarterback John Paci dropped back to pass and was hit by Hokie defenders George DelRicco and DeWayne Knight. The ball popped loose and eventually bounced into the hands of Tech end Lawrence Lewis who sprinted the final 20 yards to the end zone.

Suddenly, the Tech lead was 21-13 and the Hokies had a big momentum boost going into the locker room. But the half wasn't quite over.

Indiana returned the ensuing kickoff to the Tech 42, then Paci completed a 9-yard pass. The Hokies thought time expired and started trotting off the field. The officials ruled, however, that IU had called timeout with one second remaining.

The Hoosiers lined up for a 51-yard field goal. When the ball was snapped, Tech's Jeff Holland pushed through the line and tipped the kick. The ball caromed in the

air and Hokie defensive back Antonio Banks settled under it at the 20. Banks started to his right, then reversed his field as blockers formed. A block by teammate Torrian Gray at the IU 15 cleared the last obstacle, and Banks strutted into the end zone untouched with an 80-yard return.

Just like that, the No. 22 Hokies sealed a win in their

first bowl appearance of the Frank Beamer era. Tech's 21 points were the most ever scored in the second quarter of the 18-year bowl game.

Tech quarterback Maurice DeShazo won the Outstanding Offensive Player award after completing 19 of 33 passes for 193 yards and two touchdowns. One of his scoring tosses was a 42-yard strike to split end Antonio Freeman, who finished the day with five catches for 66 yards.

Banks, who had an interception, a fumble recovery and nine tackles to go with his touchdown return, was named the Outstanding Defensive Player. The Hokies were credited with seven quarterback sacks in the game and allowed an Independence Bowl record-low 11 first downs, including just six during the first three quarters.



**December 31, 1993 • Shreveport, La.  
Independence Stadium • Att: 33,819**

Virginia Tech	7	21	0	17	—	45
Indiana	7	6	0	7	—	20

**IU (5:36 re 1st)** — Lewis 75 pass from Paci (Manolopoulos kick)  
**VT (0:09 re 1st)** — D. Thomas 13 pass from DeShazo (Williams kick)  
**VT (11:14 re 2nd)** — Swarm 6 run (Williams kick)  
**IU (8:47 re 2nd)** — FG Manolopoulos 26  
**IU (5:25 re 2nd)** — FG Manolopoulos 40  
**VT (0:23 re 2nd)** — Lewis 20 fumble return (Williams kick)  
**VT (0:00 re 2nd)** — Banks 80 blocked FG return (Williams kick)  
**VT (9:37 re 4th)** — Freeman 42 pass from DeShazo (Williams kick)  
**VT (9:21 re 4th)** — Edwards 5 run (Williams kick)  
**VT (6:00 re 4th)** — FG Williams 42  
**IU (4:26 re 4th)** — Lewis 42 pass from Dittoe (Manolopoulos kick)

Team Statistics	VT	IU
First downs	17	11
Rushes-yds.	48-125	31-20
Passing yds.	193	276
Return yds.	38	61
Passes	19-33-2	17-37-2
Punts-avg.	8-39	7-38
Fumbles-lost	2-1	2-2
Penalties-yds.	8-84	7-55
Time of poss.	32:48	27:12
Sacks by	7-42	2-12

**Individual Leaders**  
 Rushing — VT, Thomas 24-65, Swarm 9-40, Edwards 5-15, R. White 4-3, DeShazo 5-1, Druckenmiller 1-1; IU, Thurman 1-37, Chaney 11-34, Batts 3-10, Glover 3-6, Thomas 1-(-4), Paci 5-(-26), Dittoe 7-(-37).  
 Passing — VT, DeShazo 19-33-2-193; IU, Paci 10-22-1-171, Dittoe 7-14-1-105, DiGiulio 0-1-0-0.  
 Receiving — VT, Freeman 5-66, Thomas 4-27, Burke 3-26, C. White 2-35, Sanders 2-15, Swarm 1-13, Edmonds 1-6, Still 1-5; IU, Lewis 6-177, Hales 2-49, Matthews 2-35, Glover 2-1, Chaney 2-(-1), Baety 1-9, Hobbs 1-4, Eggebrecht 1-2.



A blocked field goal by Jeff Holland (74, left) led to a key 80-yard touchdown return for the Hokies. J.C. Price (above) and his defensive teammates held the Hoosiers in check much of the game.






# 1994 Gator Bowl

## Tennessee 45, Virginia Tech 23

**GAINESVILLE, Fla.** — Quick-striking Tennessee got off to a big lead early and went on to defeat Virginia Tech, 45-23, in the transplanted Outback Steakhouse Gator Bowl game at Ben Hill Griffin Stadium on the University of Florida campus.

Tech backed itself into a corner early, throwing an interception on the game's second play. The Volunteers kept the Hokies there with a variety of big plays that resulted in a 35-10 halftime advantage. Overall, UT had seven plays of 20 or more yards and a total of 495 yards of offense.

Tennessee capitalized on the early interception for its first touchdown, then got its second on a 36-yard scoring pass by quarterback Payton Manning — whose father, Archie, directed Mississippi to a bowl win over Tech in 1968. The Vols used a 75-yard end-around to set up their third TD and a 21-0 advantage just 17 minutes into the game.



When the Hokies finally got going, they piled up 426 yards of offense, including 237 yards through the air. Tech also got a game-high 102 yards rushing from tailback Dwayne Thomas. Thomas had a 1-yard burst for a touchdown in the second quarter and ran 27 yards to set up a third-quarter TD, which came on a 7-yard option run by quarterback Maurice DeShazo.

Any hopes the Hokies had of a second-half rally were erased by a dropped touchdown pass by a Tech receiver and a 5-yard TD run by Tennessee running back James Stewart. Stewart was named the game's MVP after running for three touchdowns and passing for another.

A contingent of 18,000-plus Tech fans were among the 62,200 spectators who made the trip from Jacksonville to Gainesville for the game. The site of the game was moved to Gainesville due to renovations being made to Gator Bowl Stadium after Jacksonville was awarded an NFL franchise.

December 30, 1994 • Gainesville, Fla.  
Ben Hill Griffin Stadium • Att: 62,200

Virginia Tech	0	10	6	7	—	23
Tennessee	14	21	0	10	—	45

UT (11:41 re 1st) — J. Stewart 1 run (Becksvort kick)  
 UT (1:08 re 1st) — Nash 36 pass from Manning (Becksvort kick)  
 UT (13:23 re 2nd) — Graham 1 run (Becksvort kick)  
 VT (5:17 re 2nd) — Thomas 1 run (Williams kick)  
 UT (3:22 re 2nd) — J. Stewart 1 run (Becksvort kick)  
 UT (2:13 re 2nd) — Jones 19 pass from J. Stewart (Becksvort kick)  
 VT (0:03 re 2nd) — FG Williams 28  
 VT (7:03 re 3rd) — DeShazo 7 run (Williams kick)  
 UT (13:17 re 4th) — J. Stewart 5 run (Becksvort kick)  
 UT (9:41 re 4th) — FG Becksvort 19  
 VT (4:13 re 4th) — Still 9 pass from Druckenmiller (Williams kick)

Team Statistics	VT	UT
First downs	22	18
Rushes-yds.	43-189	47-245
Passing yds.	237	250
Return yds.	18	112
Passes	23-38-2	16-23-0
Punts-avg.	5-43	5-43
Fumbles-lost	5-1	0-0
Penalties-yds.	3-25	7-58
Time of poss.	29:05	30:55
Sacks by	2-16	0-0

#### Individual Leaders

Rushing — VT, Thomas 19-102, DeShazo 11-39, Edmonds 5-29, Still 1-8, Oxendine 4-7, Parker 1-3, Edwards 1-1, Druckenmiller 1-0; UT, J. Stewart 22-87, Jones 1-76, B. Stewart 2-31, Graham 8-30, Manning 2-29, Pilow 5-4, Phillips 2-3, Nash 1-1, Ford 2-1, Kerney 1-0, Wheaton 1-(-13).  
 Passing — VT, DeShazo 17-30-2-140, Druckenmiller 6-8-0-97; UT, Manning 12-19-0-189, B. Stewart 3-3-0-43, J. Stewart 1-1-0-19.  
 Receiving — VT, Still 5-79, Holmes 5-45, Freeman 4-30, Thomas 3-18, Oxendine 2-13, Martin 2-6, Jennings 1-41, Scales 1-5; UT, Kent 6-116, Nash 3-54, Jones 2-37, Phillips 1-14, Silvan 1-10, Horn 1-8, J. Stewart 1-7, Staley 1-4.



Eight Hokie defenders surround a Tennessee ballcarrier during the 1994 Gator Bowl game.

# 1995 Sugar Bowl

## Virginia Tech 28, Texas 10

**NEW ORLEANS, La.** — Virginia Tech scored one of the most stirring victories in the university's athletic history when it came from behind to defeat Texas, 28-10, in the 1995 Nokia Sugar Bowl.

A crowd of 70,283 at the Superdome saw Tech spot the favored Longhorns a 10-0 lead and then race back behind the sensational play of flanker Bryan Still. The momentum changed dramatically when Still returned a punt 60 yards for a Tech touchdown with 2:34 left in the first half. In the second half, it was more of the same.

Still caught a 27-yard pass from quarterback Jim Druckenmiller at the Texas 2-yard line to set up a touchdown run by Marcus Parker that put the Hokies ahead 14-10. Then, Still got behind the Texas defenders and pulled in a 54-yard touchdown pass from Druckenmiller. That play spelled doom for the Longhorns and helped earn Still the game's MVP award.

Tech's defense blitzed Texas into submission. Led by All-America end Cornell Brown, the Hokies sacked Texas quarterback James Brown five times and came up with three

pass interceptions. The defense also accounted for Tech's last touchdown when a Brown sack forced a fumble that was picked up and returned 20 yards for a TD by tackle Jim Baron.

The Tech defense, No. 1 in the nation against the rush, held the Longhorns to 226 total yards.

Texas stars Ricky Williams and Shon Mitchell were held to 62 and 57 yards, respectively.

Offensively, Tech finished the game with 371 yards of offense.

Druckenmiller led the way, completing 18 of 34 passes for 266 yards. Still and tight end Bryan Jennings were each on the receiving end of six passes totaling 119 and 77 yards, respectively.

The win was the 10<sup>th</sup> straight for Tech, which earned the appearance with its first BIG EAST Conference championship. The Hokies had tremendous fan support at the game. The Tech Ticket Office sold its complete allotment of 15,000 tickets in just four days; it was estimated that nearly 25,000 Tech fans were on hand for the victory.



**December 31, 1995 • New Orleans, La.**  
**Louisiana Superdome • Att: 70,283**


Virginia Tech	0	7	7	14	—	28
Texas	7	3	0	0	—	10

UT (4:32 re 1st) — Fitzgerald 4 pass from Brown (Dawson kick)  
 UT (13:19 re 2nd) — FG Dawson 52  
 VT (2:34 re 2nd) — Still 60 punt return (Larsen kick)  
 VT (2:32 re 3rd) — Parker 2 run (Larsen kick)  
 VT (12:28 re 4th) — Still 54 pass from Druckenmiller (Larsen kick)  
 VT (5:08 re 4th) — Baron 20 fumble return (Larsen kick)

Team Statistics	VT	TEXAS
First Downs	20	15
Rushes-yds.	32-105	33-78
Passing yds.	266	148
Return yds.	84	42
Passes	18-34-1	14-37-3
Punts-avg.	8-37.0	9-40.0
Fumbles-lost	5-2	2-1
Penalties-yds.	11-99	9-91
Time of poss.	30:25	29:35
Sacks by	5-36	2-1

**Individual Leaders**  
 Rushing — VT, D. Thomas 15-62, Oxendine 8-31, Edmonds 3-10, Parker 2-4, Druckenmiller 3-1, Whipple 1-(-3); TEX, Williams 12-62, Mitchell 15-59, Brown 6-(-43).  
 Passing — VT, Druckenmiller 18-34-1-266; TEX, Brown 14-36-3-148, McLemore 0-1-0-0.  
 Receiving — VT, Still 6-119, Jennings 6-77, Holmes 2-30, Edmonds 2-16, White 1-16, Parker 1-8; TEX, M. Adams 6-92, Fitzgerald 3-21, Davis 2-27, Williams 1-6, McGarity 1-1, Mitchell 1-1.

2006 CHICK-FIL-A BOWL GUIDE



*Cornell Brown and his defensive mates caused trouble for the Longhorn's vaunted "BMW" offense all game. Sugar Bowl MVP Bryan Still returns a punt for a touchdown (right) that started Tech's comeback over Texas.*



# 1996 Orange Bowl

## Nebraska 41, Virginia Tech 21

**MIAMI, Fla.** — Virginia Tech's second venture into Bowl Alliance territory wasn't as successful as the first, but the Hokies' 41-21 loss to power-packed Nebraska was much closer than the final score indicated.

Nebraska out-gained Tech by just seven yards, 415 to 408, in total offense and managed to lead by only three points with less than one minute remaining in the third quarter. In the end, it was the Nebraska depth that wore down the Hokies.

A crowd of 51,212 at Pro Player Stadium saw Tech quarterback Jim Druckenmiller throw three touchdown passes despite a fierce rush by the Cornhusker defenders. Tech opened the scoring with 3:14 left in the first quarter when Marcus Parker scored on a 19-yard screen pass from Druckenmiller.

Nebraska answered with a 25-yard field goal by Kris Brown and a 5-yard scoring run by quarterback Scott Frost. Then came the

play that may have been most crucial in the Hokies' defeat. Druckenmiller fumbled when hit and Nebraska's Jason Peter scooped up the ball and ran 31 yards into the end zone. That made the score 17-7, Nebraska.

Tech came right back, scoring with just 19 seconds left in the half on a 6-yard pass from Druckenmiller to Shawn Scales, who took the ball away from a Cornhusker defender. The score was 24-21 in favor of Nebraska after Druckenmiller's 33-yard scoring pass to Cornelius White late in the third quarter. But Nebraska then salted the victory away, scoring the final 17 points.

Tailback Ken Oxendine was voted Tech's Most Valuable Player after running for 150 yards on 20 carries — the fifth-best individual rushing performance in the bowl's history. Druckenmiller wound up completing 16 of 33 passes for 214 yards. The Hokies' top defensive player was safety Torrian Gray who had a total of 12 tackles.



**December 31, 1996 • Miami, Fla.**  
**Pro Player Stadium • Att: 51,212**

Virginia Tech	7	7	7	0	—	21
Nebraska	0	17	14	10	—	41

VT (3:14 re 1st) — Parker 19 pass from Druckenmiller (Graham kick)  
 UN (13:25 re 2nd) — FG Brown 25  
 UN (9:14 re 2nd) — Frost 5 run (Brown kick)  
 UN (3:36 re 2nd) — Peter 31 fumble ret (Brown kick)  
 VT (0:19 re 2nd) — Scales 6 pass from Druckenmiller (Graham kick)  
 UN (9:54 re 3rd) — Benning 33 run (Brown kick)  
 VT (4:58 re 3rd) — White 33 pass from Druckenmiller (Graham kick)  
 UN (0:20 re 3rd) — Benning 6 run (Brown kick)  
 UN (7:52 re 4th) — FG Brown 37  
 UN (3:26 re 4th) — Frost 22 run (Brown kick)

Team Statistics	VT	UN
First downs	22	25
Rushes-yds.	39-193	49-279
Passing yds.	214	136
Return yds.	95	147
Passes	16-33-0	11-22-0
Punts-avg.	5-34	2-45
Fumbles-lost	1-1	1-0
Penalties-yds.	5-89	3-16
Time of poss.	31:02	28:58
Sacks by	0-0	3-24

**Individual Leaders**  
 Rushing — VT, Oxendine 20-150, Parker 8-22, Druckenmiller 9-18, Stith 2-3; UN, Benning 15-95, Frost 9-62, Green 7-52, Sims 8-48, Makovicka 4-12, Turman 2-8, Schuster 4-2.  
 Passing — VT, Druckenmiller 16-33-0-214; UN, Frost 11-22-0-136.  
 Receiving — VT, Jennings 4-58, Oxendine 3-60, Parker 3-28, White 2-38, Stuewe 2-23, Scales 2-7; UN, Wiggins 3-36, Lake 2-27, Cheatham 1-23, Brown 1-23, S. Jackson 1-11, V. Jackson 1-9, Holbein 1-5, Benning 1-2.



*Ken Oxendine (28) ran for 150 yards against Nebraska's defense in the 1996 Orange Bowl and Jim Druckenmiller (16) threw three TD passes.*

2006 CHICK-FIL-A BOWL GUIDE

# 1998 Gator Bowl

## North Carolina 42, Virginia Tech 3

**JACKSONVILLE, Fla.** — Highly rated North Carolina outplayed Virginia Tech in every phase of the game to score a 42-3 victory in the Toyota Gator Bowl game at Alltel Stadium.

The Tar Heels, ranked seventh by the AP and fifth by the coaches, impressed a crowd of 54,116 by passing for 318 yards and grinding out 124 more yards on the ground. Tech, meanwhile, was held to a total of 185 yards, its lowest total of the season.

Two of Carolina's first-half touchdowns came on defensive plays. The Tar Heels blocked a punt in the first quarter and Dré Bly returned it six yards for a touchdown. Then in the second period, Tech quarterback Al Clark fumbled in the end zone and Greg Ellis fell on it for another UNC touchdown.

The Hokies never could get their offense on track, losing three of their six fumbles. Tech's only points came on a 40-yard field goal by Shayne Graham late in the third quarter.

Clark, recovering from a postseason knee operation, had to give way to reserve Nick Sorensen at the start of the second half. Sorensen went on to be voted Tech's Player of the Game by the media.

Tech was the winner in one category. For the fifth straight year, Hokie fan support far exceeded

that of their bowl opponent. The Hokies sold almost twice as many tickets as the Tar Heels.




January 1, 1998 • Jacksonville, Fla.  
Alltel Stadium • Att: 54,116

Virginia Tech	0	0	3	0	—	3
North Carolina	16	6	6	14	—	42

UNC (9:15 re 1st) — FG McGee 29  
 UNC (6:07 re 1st) — Barnes 62 pass from Keldorf (McGee kick)  
 UNC (1:03 re 1st) — Bly 6 blocked punt return (kick failed)  
 UNC (14:53 re 2nd) — Ellis fumble recovery in end zone (pass failed)  
 UNC (9:43 re 3rd) — Linton 1 run (kick failed)  
 VT (4:37 re 3rd) — FG Graham 40  
 UNC (14:55 re 4th) — Barnes 14 pass from Keldorf (McGee kick)  
 UNC (5:01 re 4th) — Carrick 4 pass from Keldorf (McGee kick)

Team Statistics	VT	UNC
First downs	14	18
Rushes-yds.	40-95	37-109
Passing yds.	90	318
Return yds.	11	25
Passes	13-25-0	18-29-0
Punts-avg.	6-30.8	3-40.3
Fumbles-lost	6-3	0-0
Penalties-yds.	4-36	6-61
Time of poss.	30:29	29:31
Sacks by	2-9	5-40

**Individual Leaders**  
 Rushing — VT, Oxendine 10-39, Scales 1-29, Pegues 7-27, Sorensen 10-19, Parker 4-2, Hawkins 1-1, Clark 7-(-22); UNC, Linton 20-68, Geter 7-25, D. Williams 5-24, Keldorf 5-(-8).  
 Passing — VT, Clark 9-17-0-66, Sorensen 4-8-0-24; UNC, Keldorf 17-28-0-290, Schmitz 1-1-0-28.  
 Receiving — VT, Parker 4-32, Stuewe 2-24, Harrison 4-21, Scales 1-13, Ellison 1-3, Oxendine 1-(-3). UNC, Barnes 3-89, Linton 6-81, Crumpler 5-77, N. Brown 2-39, Simmons 1-28, Carrick 1-4.



Tech fans take over Jacksonville (above) for a Gator Bowl pep rally on New Year's Eve. The Hokies are well known for their tremendous bowl following, and for the fifth straight year, took more fans to a bowl game than their opponent. Nick Sorensen (right) was named Tech's MVP for the game.



# 1998 Music City Bowl

## Virginia Tech 38, Alabama 7



Al Clark got the Hokies on the board early with this 43-yard touchdown run.

**NASHVILLE, Tenn.** — A sellout crowd of 41,600, who braved freezing rain and a wind chill that dipped to 14 degrees, watched as Virginia Tech beat Alabama, 38-7, in the inaugural American General Music City Bowl in Nashville, Tenn.

The win was Tech's first-ever football victory against Alabama, snapping a 10-game losing streak against the Crimson Tide. The winning margin was the largest ever in a bowl game for the Hokies, while the losing margin was the second-worst in a bowl game for the Tide.

Quarterback Al Clark got Tech off to a quick start with a 43-yard touchdown run on the fourth play of the game. But for the rest of the first half, the Hokies failed to take advantage of opportunities. A 44-yard Shayne Graham field goal near the end of the second quarter enabled Tech to take a 10-7 lead at halftime.

Things changed dramatically for the Hokies in the second half as they began to make the most of every opportunity, thanks in large part to the play of defensive end Corey Moore.

Moore forced Alabama quarterback Andrew Zow to throw an interception to Tech linebacker Phillip Summers early in the third quarter. That led to a 1-yard touchdown run by Lamont Pegues, which gave the Hokies



a 17-7 lead. Moore then blocked an Alabama punt to set up another Tech rushing touchdown — this time a 4-yard burst by Shyrone Stith.

Tech polished things off in the fourth quarter. The Hokies recovered a fumbled punt at the Alabama 19 and marched in for another

**Dec. 29, 1998 • Nashville, Tenn.**  
**Vanderbilt Stadium • Att: 41,600**

Virginia Tech	7	3	14	14	—	38
Alabama	0	7	0	0	—	7

VT (12:25 re 1st) — Clark 43 run (Graham kick)  
 UA (9:13 re 2nd) — Vaughn 5 pass from Zow (Pflugner kick)  
 VT (6:41 re 2nd) — FG Graham 44  
 VT (8:16 re 3rd) — Pegues 1 run (Graham kick)  
 VT (5:08 re 3rd) — Stith 4 run (Graham kick)  
 VT (13:31 re 4th) — Pegues 1 run (Graham kick)  
 VT (7:33 re 4th) — Midget 27 interception return (Graham kick)

Team Statistics	VT	UA
First downs	15	15
Rushes-yds	43-207	32-50
Passing yds.	71	224
Return yds.	78	-3
Passes	7-14-1	19-35-3
Punts-avg.	3-46.7	6-29.0
Fumbles-lost	0-0	2-1
Penalties-yds.	5-31	10-94
Time of poss.	23:43	36:17
Sacks by	3-13	4-27

**Individual Leaders**  
 Rushing — VT, Stith 10-71, Clark, 9-55, Pegues 15-41, Kendrick 3-27, Harrison 1-9, Ward 2-4, J. Ferguson 3-0; UA, Alexander 21-55, McClintock 3-3, Zow 8-(-8).  
 Passing — VT, Clark 7-14-71-1; UA, Zow 19-35-224-3.  
 Receiving — VT, Harrison 2-11, J. Ferguson 1-14, Stith 1-9, Hall 1-20, E. Johnson 1-8, Pegues 1-9; UA Alexander 8-87, Vaughn 3-55, Milons 2-17, Jackson 2-20, Hall 2-14, BOWENS 1-16, Locke 1-15.

TD by Pegues. Tech defensive back Anthony Midget put the finishing touches on with a 27-yard interception return for a touchdown.



Tech blocked two punts against the Crimson Tide, including this one by Corey Moore (56).

2006 CHICK-FIL-A BOWL GUIDE

National  
Championship  
Game

# 2000 Sugar Bowl

## Florida State 46, Virginia Tech 29

**NEW ORLEANS, La.** — Playing on the biggest stage in school history — the national championship game — Virginia Tech proved it belonged among the nation's elite, but fell short in its drive to capture the coveted national crown. In the end, the Hokies simply could not overcome their own mistakes and the big plays of the Florida State Seminoles during a 46-29 loss in the Nokia Sugar Bowl.

In one of the best championship games in recent history, Tech rallied from a 21-point first-half deficit to take the lead from the top-ranked Seminoles going into the fourth quarter. The Hokies had the momentum of 22-straight points heading into the final period, but that momentum turned in FSU's favor on a crucial fourth-and-one play with just over 14 minutes remaining in the game.



The Seminoles picked up the first down and went on to take the lead with a touchdown at the 12:59 mark. A Tech fumble led to an FSU field goal less than three minutes later, and the Seminoles iced the game with another TD with 7:42 remaining.

Tech showed no fear against its highly touted opponent, driving 76 yards to the FSU 4 on its first possession of the game only to fumble. It was the first of several costly mistakes. Florida State scored on a blocked punt and a punt return on the way to building a 28-7 lead.

Sensational redshirt-freshman quarterback Michael Vick directed an 80-yard scoring drive just before the half to get the Hokies closer at 28-14. Tech added 15 more points in the third quarter to go ahead, 29-28.

Vick accounted for 323 yards of total offense. He constantly avoided FSU's rush with a dazzling display of footwork that led to 97 yards rushing and a touchdown. Vick added 225-yards passing and another TD.

Tech out-gained the Seminoles, 503 yards to 359, but 170 of FSU's total yards came on three long touchdown passes.


**January 4, 2000 • New Orleans, La.  
Louisiana Superdome • Att: 79,280**

Virginia Tech	7	7	15	0	—	29
Florida State	14	14	0	18	—	46

FSU (3:22 re 1st) — Warrick 64 pass from Weinke (Janikowski kick)  
 FSU (2:14 re 1st) — Chaney 6 blocked punt return (Janikowski kick)  
 VT (0:30 re 1st) — Davis 49 pass from Vick (Graham kick)  
 FSU (13:45 re 2nd) — Dugans 63 pass from Weinke (Janikowski kick)  
 FSU (11:40 re 2nd) — Warrick 59 punt return (Janikowski kick)  
 VT (0:37 re 2nd) — Vick 3 run (Graham kick)  
 VT (7:54 re 3rd) — FG Graham 23  
 VT (5:57 re 3rd) — Kendrick 29 run (pass failed)  
 VT (2:13 re 3rd) — Kendrick 6 run (pass failed)  
 FSU (12:59 re 4th) — Dugans 14 pass from Weinke (Warrick pass from Weinke)  
 FSU (10:26 re 4th) — FG Janikowski 32  
 FSU (7:42 re 4th) — Warrick 43 pass from Weinke (Janikowski kick)

Team Statistics	VT	FSU
First downs	24	15
Rushes-yds.	52-278	23-30
Passing yds.	225	329
Return yds.	88	80
Passes	15-29-0	20-34-1
Punts-avg.	6-29	7-44
Fumbles-lost	3-3	2-0
Penalties-yds.	6-65	7-59
Time of poss.	36:25	23:35
Sacks by	4-31	7-37

**Individual Leaders**  
 Rushing — VT, Vick 23-97, Kendrick 12-69, Stith 11-68, Davis 1-16, Johnson 1-12, Sorensen 1-7, Ferguson 1-5, Hawkins 1-4, Graham 1-0; FSU, Chaney 4-43, Minor 9-39, Team 3-(-7), Weinke 7-(-41).  
 Passing — VT, Vick 15-29-0-225; FSU, Weinke 20-34-1-329.  
 Receiving — VT, Davis 7-108, Hawkins 2-49, Kendrick 2-27, Johnson 1-23, Wynn 1-7, Ferguson 1-6, Carter 1-5; FSU, Warrick 6-163, Dugans 5-99, Minnis 2-25, Minor 2-23, Morgan 2-10, Chaney 2-5, Boldin 1-4.



Michael Vick (above) wowed the nation with his performance in the national championship game against Florida State. Great plays such as Anthony Midget's interception (right) had the Hokies leading going into the fourth quarter.



# 2001 Gator Bowl

## Virginia Tech 41, Clemson 20

**JACKSONVILLE, Fla.** — Thanks to big plays from a Michael Vick-led offense and a strong defensive performance, Virginia Tech exorcised its Jacksonville demons and rang in the new year by defeating Clemson 41-20 in front of 68,741 fans at the 56th annual Gator Bowl. With the win, Tech snapped its two-game losing streak in Gator Bowl games.

The Hokies held Clemson to three-and-out on the Tigers' first possession, forcing them to punt. Clemson snapper Henry Owen, though, tossed back a poor snap to Jamie Somaini who was tackled for a loss at the Clemson 23.

The Hokies then took advantage of the great field position. On Tech's first play, Vick hit fullback Jarrett Ferguson with a perfect strike up the middle and Ferguson coasted into the end zone for the touchdown.

Vick accounted for Tech's second touchdown as well. Near the end of the first quarter, the redshirt sophomore led the Hokies on a 59-yard march that ended with him scoring on a 6-yard run — on third-and-goal — with 1:08 left in the quarter.

Clemson sliced into Tech's lead in the second quarter, but the Hokies answered, getting three plays for 45 yards or more and all three led to touchdowns.

A 49-yard pass play from Vick to André Kendrick on third-and-2 put the Hokies at the Clemson 4, and two plays later, tailback Lee Suggs scored from the 3. The extra point

capped a seven-play, 78-yard drive and gave the Hokies a 21-10 lead that they took into the locker room at halftime.

On Tech's first possession of the second half, Vick hit André Davis for a 55-yard gain to the Clemson 1 and Suggs scored from a yard out on the next play — his second of three scores on the day.

After a Clemson field goal made the score 27-13, the Hokies answered with another

big play and another touchdown. A 45-yard run by Kendrick got the Hokies into Clemson territory, and four plays later, Ferguson polished off the drive — and the Tigers — with a 5-yard touchdown run.

On the other side of the ball, Tech kept Clemson quarterback Woody Dantzler on the run — backwards — all day long. The Hokies

held Clemson to 88 yards rushing, sacked Clemson's quarterbacks six times and picked off two passes.

Vick, playing his final collegiate game, finished with 224 yards of total offense and earned the game's most valuable player award. He completed 10 of 18 passes for 205 yards, with one touchdown and one

interception. He averaged more than 20 yards per completion.



January 1, 2001 • Jacksonville, Fla.  
Alltel Stadium • Att: 68,741


Clemson	0	10	3	7	—	20
Virginia Tech	14	7	13	7	—	41

VT (13:23 re 1st) — Ferguson 23 pass from Vick (Warley kick)  
 VT (1:08 re 1st) — Vick 6 run (Warley kick)  
 CU (2:34 re 2nd) — Zachery 23 pass from Dantzler (Hunt kick)  
 CU (5:45 re 2nd) — FG Hunt 28  
 VT (2:26 re 2nd) — Suggs 3 run (Warley kick)  
 VT (12:19 re 3rd) — Suggs 1 run (kick failed)  
 CU (7:19 re 3rd) — FG Hunt 26  
 VT (5:14 re 3rd) — Ferguson 5 run (Warley kick)  
 CU (7:19 re 4th) — Gardner 23 pass from Simmons (Hunt kick)  
 VT (3:41 re 4th) — Suggs 5 run (Warley kick)

Team Stats	VT	CU
First downs	19	21
Rushes-yds.	47-211	35-88
Passing yds.	205	243
Return yds.	31	0
Passes	10-18-1	21-44-2
Punts-avg.	2-32.0	5-38.4
Fumbles-lost	2-2	2-0
Penalties-yds.	2-20	7-50
KO ret.-yds.	4-96	5-94
Interceptions-yds.	2-27	1-0
Time of poss.	31:36	28:24
3rd downs	5 of 11	5 of 16
4th downs	0 of 1	1 of 3
Sacks by	6-28	2-22

#### Individual Leaders

Rushing — VT, Suggs 20-73, Kendrick 4-52, Ferguson 6-26, Ward 4-24, Vick 9-19, Burnell 1-6, Hawkins 2-6, Johnson 1-5; CU, Dantzler 18-81, Zachery 5-15, Rambert 4-7, Kelly 2-3, Team 1-(-8), Simmons 5-(-10).  
 Passing — VT, Vick 10-18-1-205; CU, Dantzler 15-32-1-180, Simmons 6-12-1-63.  
 Receiving — VT, Davis 2-70, Kendrick 2-55, Wynn 2-27, Ferguson 1-23, Hawkins 1-14, Wilford 1-9, Johnson 1-7; CU, Gardner 7-94, Watts 4-59, Zachery 2-25, Robinson 2-25, Kelly 3-22, Rambert 2-14, Youngblood 1-4.



*The Tech defense harassed Tiger QB Woody Dantzler all game long.*

# 2002 Gator Bowl

## Florida State 30, Virginia Tech 17

**JACKSONVILLE, Fla.** — Despite 158 yards receiving from André Davis in the final game of his career, Virginia Tech couldn't hold off the big-play capabilities of Florida State, falling to the Seminoles, 30-17, in front of 72,202 fans at the 57th annual Gator Bowl on New Year's Day.

In a game eerily similar to the 1999 Sugar Bowl game in which the Hokies and Seminoles battled for the national championship, Tech led after three quarters. A 55-yard touchdown pass from Tech quarterback Grant Noel to Davis with 40 seconds left in the third quarter gave the Hokies a 17-13 lead.

But then the big plays by FSU killed Tech. On the first play of the fourth quarter, FSU quarterback Chris Rix found Javon Walker on a 77-yard scoring play that gave the Seminoles a 20-17 lead.

The Hokies drove to the Seminole 32 on their next possession, but tailback Kevin Jones was stopped on fourth-and-1, giving FSU the ball on

downs. On the next play, Rix hit Walker again, this time for 50 yards to the Tech 18. That led to a 35-yard field goal by Xavier Beitia with 10:13 left in the game that gave the Seminoles a 23-17 lead.

The Seminoles put the game away late in the fourth quarter. A 23-yard touchdown pass from Rix to Walker accounted for the final margin.

Rix threw for 326 yards and two touchdowns, while Walker caught four passes for 195 yards — a new Gator Bowl record — and two touchdowns.

Noel completed 15-of-27 for 269 yards for Tech. Davis was the Hokies' MVP in the game, catching five passes for 158 yards and a score.

The loss marked the end of the careers of 22 Tech seniors. That senior class went down as the winningest class in school history with a 39-9 record.

The Gator Bowl appearance marked Tech's ninth-straight bowl game, a feat matched by only six other college teams.



January 1, 2002 • Jacksonville, Fla.  
AltTel Stadium • Att: 72,202

Virginia Tech	3	0	14	0	-	17
Florida State	0	10	3	17	-	30

VT (10:56 re 1st) – FG Warley 36  
 FSU (6:32 re 2nd) – Rix 1 run (Beitia kick)  
 FSU (1:26 re 2nd) – FG Beitia 50  
 VT (10:02 re 3rd) – Jones 5 run (Warley kick)  
 FSU (1:42 re 3rd) – FG Beitia 47  
 VT (0:40 re 3rd) – Davis 55 pass from Noel (Warley kick)  
 FSU (14:48 re 4th) – Walker 77 pass from Rix (Beitia kick)  
 FSU (10:13 re 4th) – FG Beitia 35  
 FSU (2:14 re 4th) – Walker 23 pass from Rix (Beitia kick)

Team Stats	VT	FSU
First downs	16	19
Rushes-yds.	40-43	39-104
Passing yds.	269	326
Return yds.	23	19
Passes	15-29-1	12-25-1
Punts-avg.	7-29.9	4-40.5
Fumbles-lost	2-1	1-1
Penalties-yds.	4-30	4-25
KO ret.-yds.	6-127	4-52
Interceptions-yds.	1-9	1-6
Time of poss.	31:09	28:51
3rd downs	3 of 14	4 of 12
4th downs	0 of 2	1 of 1
Sacks by	4-34	5-33

**Individual Leaders**  
 Rushing – VT, K. Jones 23-55, J. Ferguson 3-13, Burnell 2-1, Noel 12(-26); FSU, G. Jones 23-120, Maddox 3-6, Gardner 1(-3), Rix 12(-19).  
 Passing – VT, Noel 15-27-0-269, Randall 0-1-1-0, Johnson 0-1-0-0; FSU, Rix 12-25-1-326.  
 Receiving – VT, A. Davis 5-158, J. Ferguson 5-32, Slowikowski 2-36, E. Johnson 2-21, Parham 1-22; FSU, J. Walker 4-195, Bell 3-43, C. Thorpe 2-48, T. Gardner 2-21, N. Maddox 1-29.



Kevin Jones heads into the end zone for the Hokies' first touchdown of the game (above). André Davis (right) later scores on a 55-yard pass from Grant Noel.





# 2002 San Francisco Bowl

## Virginia Tech 20, Air Force 13

**SAN FRANCISCO** — Virginia Tech rallied from a 10-point deficit and then held off Air Force on the game's final drive to win the inaugural Diamond Walnut San Francisco Bowl, 20-13, at Pacific Bell Park. With the win, Tech finished the season 10-4, marking the third time in four years that the Hokies had posted 10 or more victories.

Things looked shaky in the early going when the Hokies found themselves on the wrong end of a 10-0 score just eight minutes into the game. From there on, however, Tech's defense held the Falcons in check, allowing just three points.

A pass interception by Tech linebacker Vegas Robinson set up the Hokies' first touchdown, which came on a 16-yard run by tailback Lee Suggs with 2:26 left in the first quarter. Place-kicker Carter Warley booted a 23-yard field goal with 33 seconds in the half to tie the game.

Tech took the lead for good in the third quarter with a 60-yard drive that was capped by Suggs' second touchdown of the game — a 1-yard run. The two teams traded field goals the rest of the way, setting up the Falcons' final drive.

Air Force began that final push on its own 18 and moved all the way to the Tech 10. Two incompletions left the Falcons with seven seconds on the clock and a chance for

one last play. Air Force quarterback Chance Harridge dropped back to pass on the final play, but failed to find anyone open. He tried to scramble for the end zone and was met head-on by Tech cornerback Ronyell Whitaker at the four.

A desperation lateral attempt was stuffed, and the Hokies' victory celebration began. The big play was Whitaker's second on the final drive. Earlier, he batted away a sure touchdown pass at the goal line.

Tech quarterback Bryan Randall was named the game's most valuable offensive player. Randall completed 18-of-23 passes for 177 yards and did not have any turnovers.

Defensively, Tech held Air Force's top-ranked

**December 31, 2002 • San Francisco, Calif.**  
**Pacific Bell Park • Att: 25,966**

Air Force	10	0	0	3	—	13
Virginia Tech	7	3	7	3	—	20

AF (12:00 re 1st) — Ward 15 run (Ashcroft kick)  
 AF (7:36 re 1st) — FG Ashcroft 45  
 VT (2:26 re 1st) — Suggs 16 run (Warley kick)  
 VT (0:33 re 2nd) — FG Warley 23  
 VT (4:55 re 3rd) — Suggs 1 run (Warley kick)  
 AF (9:58 re 4th) — FG Ashcroft 21  
 VT (4:11 re 4th) — FG Warley 37

Team Stats	AF	VT
First downs	17	21
Rushing yds.	227	101
Passing yds.	91	177
Return yds.	22	30
Passes	4-19-2	18-23-0
Punts-avg.	3-31	3-40
Fumbles-lost	1-0	2-1
Penalties-yds.	7-73	3-25
Time of poss.	30:25	29:35
Sacks by	2-19	0-0

**Individual Leaders**

Rushing — AF, Butler 17-75, Harridge 18-70, Palmer 4-22, Ward 2-20, Massie 5-17, Clark 2-10, Stephens 2-4, Heier 1-4, Cole 1-3, Gehrsitz 1-2; VT, Suggs 19-70, Jones 11-35, Eastlick 2-16, Randall 8-(-20).

Passing — AF, Harridge 4-19-2-91; VT, Randall 18-23-0-177.

Receiving — AF, Park 1-17, Waller 1-20, Strecker 1-18, Heier 1-6; VT, Wilford 5-50, Witten 4-48, Parham 4-35, Jones 2-7, Willis 1-20, Eastlick 1-10, Hamilton 1-7.



Tailback Lee Suggs (22) ran for two touchdowns and the defense stopped the Falcons when it mattered most in the inaugural Diamond Walnut San Francisco Bowl.

2006 CHICK-FIL-A BOWL GUIDE

# 2003 Insight Bowl

## California 52, Virginia Tech 49

**PHOENIX** — It wasn't New Year's Eve, but the Virginia Tech Hokies and the California Golden Bears certainly blasted off more than their fair share of fireworks. Unfortunately for the Hokies, Cal got to fire off the final round.

Cal kicker Tyler Fredrickson, who came into the game having made just 14 of 29 field goal attempts all season, drilled a 35-yarder at the final horn to lift Cal past the Hokies 52-49 in a thrilling Insight Bowl game played in front of a record crowd of 42,364 fans at Bank One Ballpark in Phoenix.

Trailing by seven at halftime, Cal scored touchdowns on its first four possessions of the second half, taking a 49-35 lead on a 13-yard run by Vincent Strang with 6:26 left in the game. Strang's touchdown capped a 65-yard drive that ate 7:09 off the clock.

But the Hokies rallied, scoring 14 unanswered points themselves. After Strang's touchdown, Tech went 80 yards in less than two minutes and quarterback Bryan Randall found Chris Shreve for a 28-yard touchdown that cut the Cal lead to seven, 49-42, with 4:28 left.

Tech forced the Bears to punt on Cal's next possession — Cal's only punt of the second half. Tech punt returner DeAngelo Hall got the ball and tied the game at 42 when he took that punt 52 yards for a touchdown with 3:11 remaining.

But on the ensuing kickoff after Hall's touchdown, Tech's Brandon Pace kicked the ball out of bounds, giving the Bears the ball at the 35. Cal marched 47 yards on seven plays, reaching the Tech 18 before calling a timeout with two seconds in the game to set up Fredrickson's heroics.

The loss overshadowed a brilliant game by Tech's offense, and most notably, Randall, who completed 24-of-34 for 398 yards and four touchdowns. He also scored a touchdown rushing, thus accounting for five of Tech's seven scores. Keith Willis, Ernest Wilford and Shreve also enjoyed huge games in their final contest as Hokies.

Willis became the first Tech player ever to catch two touchdown passes in a bowl game and Wilford broke Antonio Freeman's career mark for receptions. Shreve caught three passes

for 93 yards and the touchdown. Kevin Jones, also playing his final game as a Hokie before heading to the NFL, rushed for 153 yards on 16

**December 26, 2003 • Phoenix, Ariz.**  
**Bank One Ballpark • Att: 42,364**

California	7	14	21	10	—	52
Virginia Tech	21	7	0	21	—	49

CAL (9:56 re 1st) — Rodgers 1 run (Fredrickson kick)  
 VT (7:18 re 1st) — Randall 2 run (Warley kick)  
 VT (2:44 re 1st) — Willis 3 pass from Randall (Warley kick)  
 VT (0:50 re 1st) — Vick 36 pass from Randall (Warley kick)  
 CAL (9:10 re 2nd) — Lyman 33 pass from Rodgers (Fredrickson kick)  
 VT (5:16 re 2nd) — Jones 11 run (Warley kick)  
 CAL (0:30 re 2nd) — Arrington 13 pass from Rodgers (Fredrickson kick)  
 CAL (10:16 re 3rd) — Manderino 3 run (Fredrickson kick)  
 CAL (5:59 re 3rd) — Echemandu 9 run (Fredrickson kick)  
 CAL (0:48 re 3rd) — Rodgers 8 run (Fredrickson kick)  
 VT (13:35 re 4th) — Willis 22 pass from Randall (Pace kick)  
 CAL (6:26 re 4th) — Strang 13 run (Fredrickson kick)  
 VT (4:28 re 4th) — Shreve 28 pass from Randall (Pace kick)  
 VT (3:11 re 4th) — Hall 52 punt return (Warley kick)  
 CAL (0:00 re 4th) — FG Fredrickson 35

<b>Team Stats</b>	<b>CAL</b>	<b>VT</b>
First downs	27	27
Rushes-yds.	41-136	26-153
Passing yds.	394	398
Return yds.	14	53
Passes	27-35-0	24-36-0
Punts-avg.	4-39.8	2-41.0
Fumbles-lost	1-0	0-0
Penalties-yds.	4-25	6-40
Time of poss.	37:15	22:45
Sacks by	2-18	2-11

**Individual Leaders**

Rushing — CAL, Arrington 11-37, Echemandu 13-34, Rodgers 10-30, Strang 4-24, Manderino 3-11; VT Jones 16-153, Vick 3-5, Humes 1-3, Randall 6-20.

Passing — CAL Rodgers 27-35-0-394; VT Randall 24-34-0-398, Vick 0-1-0-0, Johnson 0-1-0-0.

Receiving — CAL Toler 6-84, Lyman 5-149, Arrington 5-38, Hall 3-62, Echemandu 3-28, Manderino 3-23, Rust 1-7, Gray 1-3; VT Wilford 8-110, Vick 4-82, Jones 4-25, Shreve 3-93, Johnson, R. 2-55, Willis 2-25, Imoh 1-8.



*Bryan Randall (above) completed 24 of 34 passes for 398 yards and four touchdowns as Tech put up 551 yards of total offense. Ernest Wilford hauled in eight passes for 110 yards in his final game as a Hokie.*



carries and scored a touchdown. Tech finished with 551 yards of total offense.

The Hokies, who were playing in their 11th-consecutive bowl game, finished the season 8-5 overall.



# 2005 Sugar Bowl

## Auburn 16, Virginia Tech 13

**NEW ORLEANS, La.**—The No. 9 Virginia Tech Hokies took the undefeated and No. 3-ranked Auburn Tigers to the final two minutes of the game, but could not pull off the upset in the 71st Nokia Sugar Bowl. The Hokies fell to the Tigers 16-13 in front of 77,349 fans at the Superdome.

With the Hokies trailing 16-6 late in the game and 2:13 showing on the clock, Tech took over at its 20. Quarterback Bryan Randall took the snap, got the safety to bite on a pump fake to Josh Morgan, and then hit Morgan deep for the 80-yard strike to bring Tech within three points with 2:01 remaining.

The touchdown pass gave Randall sole possession of Tech's career touchdown passes record with 48. He surpassed Maurice DeShazo's 47 with the final pass of his collegiate career.

Tech still had life after the touchdown, but Auburn recovered the onside kick and ran out the clock.

After the Hokies punted on their first series of the game, Auburn took over at its 24 and quickly put the pressure on Tech. A 35-yard play-action pass from Jason Campbell to tight end Cooper Wallace on the Tigers' first play, followed immediately by Ronnie Brown rumbling 31 yards straight up the gut, put Auburn at the Tech 8. Tech's defense stiffened and Auburn settled for a 23-yard John Vaughn field goal and

a 3-0 lead. The Tigers would add a 19-yard field goal with 1:10 remaining in the quarter for a 6-0 advantage.

The Hokies threatened Auburn in the second quarter, starting on their own 24 and reaching the Auburn 3-yard line in just five plays. A 30-yard strike from Randall to Josh Hyman put Tech in position to tie the game or take the lead. However, Auburn's defense stopped Tech and took over on downs.

Auburn took over at its 1 and proceeded to march down the field. The Tech defense once again kept the Hokies in the game, though, by forcing a 24-yard field goal. Auburn took its 9-0 lead into the locker room at halftime.

Auburn gained a 16-0 advantage on a touchdown by Devin Aromasodu, the Tech defense stiffened. Facing a second-and-11 from the 20, Campbell rolled out and threw to the sideline, but was intercepted by Jimmy Williams at the 33. The Hokies once again had an opportunity to resurrect their chances, but came up short on the 6-yard line. Brandon Pace missed a 23-yard field goal attempt.

The Hokies finally got on the scoreboard with 6:58 remaining in the game. After a Cadillac Williams fumble gave Tech the ball at its own 22, the Hokies marched 78 yards in six plays and reached paydirt when Randall found Morgan in the left flat. Morgan picked up a block from



January 3, 2005 • New Orleans, La.  
Louisiana Superdome • Att: 77,349

Virginia Tech	0	0	0	13	—	13
Auburn	6	3	7	0	—	16

AU (8:44 re 1st) — FG Vaughn 23  
 AU (1:10 re 1st) — FG Vaughn 19  
 AU (1:50 re 2nd) — FG Vaughn 24  
 AU (10:39 re 3rd) — Aromashodu 5 pass from Campbell (Vaughn kick)  
 VT (6:58 re 4th) — Morgan 29 pass from Randall (pass failed)  
 VT (2:01 re 4th) — Morgan 80 pass from Randall (Pace kick)

Team Statistics	VT	AU
First downs	19	14
Rushes-yds.	22-76	43-110
Passing yds.	299	189
Return yds.	71	39
Passes	21-38-2	11-16-1
Punts-avg.	5-35.2	4-43.0
Fumbles-lost	0-0	1-1
Penalties-yds.	7-57	4-35
Time of poss.	26:26	33:34
Sacks by	2-17	1-11

#### Individual Leaders


**Rushing** — VT, Randall 9-45, Imoh 6-16, Humes 6-10, Hamilton 1-5; AU, Brown 14-68, C. Williams 19-61, Campbell 6-(-3).

**Passing** — VT, Randall 21-38-2-299; AU, Campbell 11-38-1-189.

**Receiving** — VT, Hyman 5-71, Morgan 3-126, Royal 3-37, King 3-12, Clowney 2-23, Mazetta 1-20, Humes 1-10, Hamilton 1-6, Harper 1-2, Imoh 1-(-8); AU, Taylor 5-87, Mix 2-68, C. Williams 2-(-6), Wallace 1-35, Aromashodu 1-5.

Hyman and went 29 yards for the score. The two-point pass to Richard Johnson was ruled a trap and the Hokies trailed 16-6.

Randall's pass kept Tech's scoring streak alive, which was in jeopardy up until that point. The Hokies have not been shut out since September 16, 1995 when they lost 16-0 to Cincinnati.



The Hokies take the field (left) for their fourth BCS bowl — the 2005 Sugar Bowl. Josh Morgan (above) runs for one of two touchdowns he scored on passes from Bryan Randall.

# 2006 Gator Bowl

## Virginia Tech 35, Louisville 24

**JACKSONVILLE, Fla.** — The Virginia Tech Hokies twice rallied from 11-point deficits and scored 22 unanswered points in the fourth quarter to knock off Louisville 35-24 in the Gator Bowl played at Alltel Stadium on Jan. 2 in Jacksonville, Fla.

The win snapped a two-game losing streak in bowl games for the Hokies and enabled Tech to finish the 2005 season with an 11-2 overall record. Tech recorded 11 wins for just the third time in the program's history.

The Hokies trailed 14-3 in the first half, and 17-10 at halftime, primarily because of 75 yards in penalties, all of the 15-yard variety. In the second half, they found themselves down 24-13 after Louisville quarterback Hunter Cantwell hit Gary Barnidge on a 29-yard touchdown pass with less than 14 minutes left in the game.

After that score, the Hokies got things going. Tech answered by marching 78 yards in just two plays. Tech got a big play from quarterback Marcus Vick, who hit receiver David Clowney for a 54-yard gain to the Louisville 24. On the next play, Cedric Humes rumbled in from 24 yards out, and the Hokies connected on the two-point conversion when Vick hit Josh Morgan. That made the score 24-21 with just over 13 minutes to go.

Tech's Chris Ellis then gave Tech's offense a golden opportunity when he drilled Cantwell

on the ensuing possession and forced the Louisville signal-caller to fumble. James Anderson recovered for the Hokies, giving Tech the ball at its own 47. The Hokies capitalized when Vick found tight end Jeff King in the back of the end zone on a 5-yard touchdown pass that gave the Hokies a 28-24 lead with 6:09 left in the game.

Tech put the game away a minute later. Anderson, a redshirt senior from Chesapeake, Va., who enjoyed a huge game, intercepted a Cantwell pass and returned it for a touchdown that made the score 35-24. Louisville had two opportunities to cut into the lead, but lost the ball on downs on one occasion before Brandon Flowers intercepted a pass on the Cardinals' final possession of the game.

Humes, a redshirt senior from Virginia Beach, Va., took home the game's MVP honors for Tech after rushing for 113 yards and one touchdown in his final collegiate game. His effort enabled the Hokies to rush for 187 yards, pacing a balanced Tech attack.

Vick completed 11-of-21 for 203 yards and two scores.

Tech's defense slammed the door on the Cardinals in the second half, allowing just seven first downs and 119 yards. Cantwell threw three touchdowns, but also threw three interceptions.



*There was no stopping James Anderson when he returned this interception 39 yards for a touchdown.*

January 2, 2006 • Jacksonville, Fla.  
Alltel Stadium • Att: 63,780


Louisville	14	3	0	7	—	24
Virginia Tech	3	7	3	22	—	35

- UL (10:57 re 1st) — Urrutia 11 pass from Cantwell (Carmody kick)
- VT (6:04 re 1st) — FG Pace 36
- UL (2:53 re 1st) — Tinch 39 pass from Cantwell (Carmody kick)
- VT (5:06 re 2nd) — Harper 33 pass from Vick (Pace kick)
- UL (2:32 re 2nd) — FG Carmody 35
- VT (3:12 re 3rd) — FG Pace 28
- UL (13:37 re 4th) — Barnidge 29 pass from Cantwell (Carmody kick)
- VT (13:04 re 4th) — Humes 24 run (Morgan pass from Vick)
- VT (6:09 re 4th) — King 5 pass (Pace kick)
- VT (5:04 re 4th) — Anderson 39 interception (Pace kick)

Team Statistics	UL	VT
First downs	20	21
Rushes-yds.	30-127	48-187
Passing yds.	216	203
Return yds.	158	91
Passes	15-37-3	11-21-0
Punts-avg.	4-46.2	6-50.0
Fumbles-lost	1-1	2-0
Penalties-yds.	5-49	7-93
Time of poss.	23:39	36:21
Sacks by	3-28	4-30

**Individual Leaders**  
 Rushing — UL, Bush 16-94, Smith 3-32, Douglas 2-24, Stripling 3-13, TM 1(-2), Cantwell 5(-34); VT, Humes 22-113, Ore 11-56, Vick 13-10, Harper 1-10, TM 1(-2).  
 Passing — UL, Cantwell 15-37-3-216; VT, Vick 11-21-0-203.  
 Receiving — UL, Urrutia 6-95, Tinch 3-55, Jones 3-22, Barnidge 1-29, Bush 1-8, Douglas 1-7; VT, King 3-27, Clowney 2-69, Harper 2-62, Hyman 2-44, Royal 2-1.

2006 CHICK-FIL-A BOWL GUIDE



*Cedric Humes accepts the Most Valuable Player award at the conclusion of the Gator Bowl.*



# Bowl Superlatives

**LONGEST RUN FROM SCRIMMAGE:** 77 yds., tb Maurice Williams vs. NC State, 1986 Peach  
Opponent: 79 yds., tb Steve Hindman, Mississippi, 1968 Liberty (TD)

**LONGEST PASS COMPLETION:** 80 yds., qb Bryan Randall to se Josh Morgan vs. Auburn, 2005 Sugar (TD)  
Opponent: 77 yds., qb Chris Rix to se Javon Walker, Florida State, 2002 Gator (TD)

**LONGEST PUNT RETURN:** 60 yds., Bryan Still vs. Texas, 1995 Sugar (TD)  
Opponent: 59 yds., Peter Warrick, Florida State, 2000 Sugar (TD)

**LONGEST KICKOFF RETURN:** 63 yds., André Kendrick vs. Florida State, 2000 Sugar  
Opponent: 51 yds., Jermaine Chaney, Indiana, 1993 Independence

**LONGEST INTERCEPTION RETURN:** 39 yds., lb James Anderson vs. Louisville, 2006 Gator  
Opponent: 70 yds., mon Robert Bailey, Mississippi, 1968 Liberty (TD)


**LONGEST PUNT:** 62 yds., Gene Fisher vs. Miami, 1966 Liberty  
Opponent: 63 yds., Mark Simon, Air Force, 1984 Independence

**LONGEST FIELD GOAL:** 46 yds., Chris Kinzer vs. NC State, 1986 Peach  
Opponent: 52 yds., Phil Dawson, Texas, 1995 Sugar

**MOST RUSHING CARRIES:** 27, tb Cyrus Lawrence vs. Miami, 1981 Peach  
Opponent: 29, qb Bart Weiss, Air Force, 1984 Independence

**MOST RUSHING YARDS:** 153, tb Kevin Jones vs. California, 2003 Insight  
Opponent: 121, tb Steve Hindman, Mississippi, 1968 Liberty

**MOST RUSHING TOUCHDOWNS:** 3, tb Lee Suggs vs. Clemson, 2001 Gator  
Opponent: 3, James Stewart, Tennessee, 1994 Gator



*Brandon Pace and Nic Schmitt both earned spots in the Tech bowl record book last year in the Gator Bowl.*



## Bowl Results

**1947 Sun Bowl**  
Cincinnati 18, Virginia Tech 6

**1966 Liberty Bowl**  
Miami (Fla.) 14, Virginia Tech 7

**1968 Liberty Bowl**  
Mississippi 34, Virginia Tech 17

**1980 Peach Bowl**  
Miami (Fla.) 20, Virginia Tech 10

**1984 Independence Bowl**  
Air Force 23, Virginia Tech 7

**1986 Peach Bowl**  
Virginia Tech 25, N. C. State 24

**1993 Independence Bowl**  
Virginia Tech 45, Indiana 20

**1994 Gator Bowl**  
Tennessee 45, Virginia Tech 23

**1995 Sugar Bowl**  
Virginia Tech 28, Texas 10

**1996 Orange Bowl**  
Nebraska 41, Virginia Tech 21

**1998 Gator Bowl**  
North Carolina 42, Virginia Tech 3

**1998 Music City Bowl**  
Virginia Tech 38, Alabama 7

**2000 Sugar Bowl**  
Florida State 46, Virginia Tech 29

**2001 Gator Bowl**  
Virginia Tech 41, Clemson 20

**2002 Gator Bowl**  
Florida State 30, Virginia Tech 17

**2002 San Francisco Bowl**  
Virginia Tech 20, Air Force 13

**2003 Insight Bowl**  
California 52, Virginia Tech 49

**2005 Sugar Bowl**  
Auburn 16, Virginia Tech 13

**2006 Gator Bowl**  
Virginia Tech 35, Louisville 24

**MOST PASSING ATTEMPTS:** 38 Bryan Randall vs. Auburn, 2005 Sugar  
Opponent: 37, Hunter Cantwell, Louisville, 2006 Gator

**MOST PASSING COMPLETIONS:** 24, Bryan Randall vs. California, 2003 Insight  
Opponent: 27, Aaron Rodgers, California, 2003 Insight

**MOST PASSING YARDS:** 398, Bryan Randall vs. California, 2003 Insight  
Opponent: 394, Aaron Rodgers, California, 2003 Insight

**MOST TOUCHDOWN PASSES THROWN:** 4, Bryan Randall vs. California, 2003 Insight  
Opponent: 4, Chris Weinke, Florida State, 2000 Sugar

**MOST RECEPTIONS:** 8, se Ernest Wilford vs. California, 2003 Insight  
Opponent: 7, wr Rod Gardner, Clemson, 2001 Gator

**MOST YARDS ON RECEPTIONS:** 158, fl André Davis vs. Florida State, 2002 Gator  
Opponent: 195, se Javon Walker, Florida State, 2002 Gator

**MOST TOUCHDOWNS BY RECEPTIONS:** 2, te Keith Willis vs. California, 2003 Insight; se Josh Morgan vs. Auburn, 2005 Sugar  
Opponent: 2, fl Thomas Lewis, Indiana, 1993 Independence; wr Octavus Barnes, North Carolina, 1998 Gator; wr Peter Warrick, Florida State, 2000 Sugar; wr Ron Dugans, Florida State, 2000 Sugar; se Javon Walker, Florida State, 2002 Gator

**MOST YARDS TOTAL OFFENSE:** 390, qb Bryan Randall vs. California, 2003 Insight  
Opponent: 424, qb Aaron Rodgers, California, 2003 Insight

**MOST POINTS:** 18, tb Lee Suggs vs. Clemson, 2001 Gator  
Opponent: 20, wr Peter Warrick, Florida State, 2000 Sugar

**MOST FIELD GOALS MADE:** 2, Chris Kinzer vs. NC State, 1986 Peach; Carter Warley vs. Air Force, 2002 SF Bowl;  
Brandon Pace vs. Louisville, 2006 Gator  
Opponent: 3, Xavier Beitia, Florida State, 2002 Gator; John Vaughn, Auburn, 2005 Sugar

**MOST TACKLES:** 15, lb Ashley Lee vs. Miami, 1981 Peach; lb Vince Daniels vs. Air Force, 1984 Independence  
Opponent: 17, lb Pat Teague, NC State, 1986 Peach

**MOST INTERCEPTIONS:** 2, db Floyd Bowles vs. Cincinnati, 1947 Sun; rov Torrian Gray vs. Texas, 1995 Sugar  
Opponent: 1, 20 different players

**MOST INTERCEPTION RETURN YARDS:** 39 yds., lb James Anderson vs. Louisville, 2006 Gator  
Opponent: 70, mon Robert Bailey, Mississippi, 1968 Liberty

**MOST KICKOFF RETURN YARDS:** 142, Mike Imoh vs. California, 2003 Insight  
Opponent: 89, Troy Russell, NC State, 1986 Peach

**MOST PUNT RETURN YARDS:** 88, Ike Charlton vs. Florida State, 2000 Sugar  
Opponent: 89, Shawn Summers, Tennessee, 1994 Gator

**BEST PUNTING AVERAGE:** 50 yds., Nic Schmitt vs. Louisville, 2006 Gator  
Opponent: 46.3 yds., Todd Flannery, Louisville, 2006 Gator

**100-YARD RUSHING PERFORMANCES:** Kevin Jones (153 yds. vs. California, 2003 Insight); Ken Oxendine (150 yds. vs. Nebraska, 1996 Orange); Cyrus Lawrence (134 yds., vs. Miami, 1981 Peach); Maurice Williams (129 yds., vs. NC State, 1986 Peach); Ken Edwards (119 yds., vs. Mississippi, 1968 Liberty); Cedric Humes (113 yds., vs. Louisville, 2006 Gator Bowl); Eddie Hunter (113 yds., vs. NC State, 1986 Peach); Dwayne Thomas (102 yds., vs. Tennessee, 1994 Gator)  
Opponent: Steve Hindman (121 yds., Mississippi, 1968 Liberty); Mal Crite (101 yds., NC State, 1986 Peach); Greg Jones (120 yds., Florida State, 2002 Gator)

**BLOCKED PUNTS:** John Maskas (vs. Cincinnati, 1947 Sun); Jimmy Richards (vs. Miami, 1966 Liberty, set up TD); Keion Carpenter (vs. Alabama, 1998 Music City); Corey Moore (vs. Alabama, 1998 Music City, set up TD)  
Opponent: Derrick Taylor (NC State, 1986 Peach, resulted in TD); Quinton Savage (North Carolina, 1998 Gator, resulted in TD); Tommy Polley (Florida State, 2000 Sugar, resulted in TD); Marcello Church (Florida State, 2002 Gator, set up TD)

**MISCELLANEOUS TOUCHDOWNS:** 1, Lawrence Lewis vs. Indiana, 1993 Independence, returned fumble 20 yds.; Antonio Banks vs. Indiana, 1993 Independence, returned blocked field goal 80 yds.; Jim Baron vs. Texas, 1995 Sugar, returned fumble 20 yds.  
Opponent: 1, Brian Bulluck, NC State, 1986 Peach, recovered blocked punt for TD; Jason Peter, Nebraska, 1996 Orange, returned fumble 31 yds.; Dré Bly, North Carolina, 1998 Gator, returned blocked punt 6 yds.; Greg Ellis, North Carolina, 1998 Gator, recovered fumble for TD

# Team Bowl Marks

## Tech Offensive High and Low Marks

	BEST	WORST
FIRST DOWNS	29 vs. NC State, 1986 Peach	7 vs. Miami, 1966 Liberty
Rushing	15 vs. NC State, 1986 Peach	4 twice (1966 Liberty, 2005 Sugar)
Passing	18 vs. California, 2003 Insight	0 vs. Mississippi, 1968 Liberty
RUSHING YARDS	330 vs. Mississippi, 1968 Liberty	34 vs. Cincinnati, 1947 Sun
PASSING YARDS	398 vs. California, 2003 Insight	2 vs. Mississippi, 1968 Liberty
TOTAL OFFENSE	551 vs. California, 2003 Insight	111 vs. Miami, 1966 Liberty
OFFENSIVE PLAYS	90 vs. NC State, 1986 Peach	56 vs. Miami, 1966 Liberty
Rushing Att.	60 twice (1968 Liberty, 1986 Peach)	22 vs. Auburn, 2005 Sugar
Passing Att.	38 twice (1994 Gator, 2005 Sugar)	7 vs. Mississippi, 1968 Liberty
PASSES COMPLETED	24 vs. California, 2003 Insight	1 vs. Mississippi, 1968 Liberty
PASSES HAD INTERCEPTED	0 six times (last time <b>2006 Gator</b> )	2 vs. eight teams
FUMBLES LOST	0 six times (last time <b>2006 Gator</b> )	3 three times (1968 Liberty, 1998 Gator, 2000 Sugar)
YARDS PENALIZED	20 vs. Clemson, 2001 Gator	120 vs. Mississippi, 1968 Liberty
POINTS SCORED	49 vs. California, 2003 Insight	3 vs. North Carolina, 1998 Gator
RUSHING TOUCHDOWNS	5 vs. Clemson, 2001 Gator	0 three times (1996 Orange, 1998 Gator, 2005 Sugar)
PASSING TOUCHDOWNS	4 vs. California, 2003 Insight	0 vs. eight teams
POINTS IN A QUARTER	<b>22 vs. Louisville, 2006 Gator (4th quarter)</b>	
POINTS IN A HALF	28 vs. Indiana, 1993 Independence (1st half); vs. Alabama, 1998 Music City (2nd half); vs. California, 2003 Insight (1st half)	0 vs. five teams

## Tech Defensive High and Low Marks

	BEST	WORST
FIRST DOWNS	11 twice (1966 Liberty, 1993 Independence)	27 vs. California, 2003 Insight
Rushing	3 twice (1966 Liberty, 1993 Independence)	15 vs. Nebraska, 1996 Orange
Passing	2 vs. Air Force, 1984 Independence	17 vs. California, 2003 Insight
RUSHING YARDS	20 vs. Indiana, 1993 Independence	369 vs. Cincinnati, 1947 Sun
PASSING YARDS	49 vs. Air Force, 1984 Independence	394 vs. California, 2003 Insight
TOTAL OFFENSE	163 vs. Miami, 1966 Liberty	530 vs. California, 2003 Insight
OFFENSIVE PLAYS	56 vs. NC State, 1986 Peach	79 vs. Clemson, 2001 Gator
Rushing Att.	23 vs. Florida State, 2000 Sugar	55 vs. Air Force, 1984 Independence
Passing Att.	7 vs. Air Force, 1984 Independence	44 vs. Clemson, 2001 Gator
PASSES COMPLETED	4 vs. Air Force, 2002 San Francisco Bowl	27 vs. California, 2003 Insight
PASSES INTERCEPTED	3 four times (1947 Sun, 1995 Sugar, 1998 Music City, <b>2006 Gator</b> )	0 vs. seven teams
FUMBLES RECOVERED	2 vs. three teams	0 vs. nine teams
POINTS GIVEN UP	7 vs. Alabama, 1998 Music City	52 vs. California, 2003 Insight
RUSHING TDS ALLOWED	0 vs. eight teams (last time <b>2006 Gator</b> )	5 vs. California, 2003 Insight
PASSING TDS ALLOWED	0 vs. four teams	4 vs. Florida State, 2000 Sugar
POINTS GIVEN UP (QUARTER)		21 twice (1994 Gator, 2003 Insight)
POINTS GIVEN UP (HALF)	0 three times (1966 Liberty, 1995 Sugar, 1998 Music City)	35 vs. Tennessee, 1994 Gator

**LONGEST TOUCHDOWN DRIVE BY TECH: 80 yards** vs. Miami, 1981 Peach; vs. Tennessee, 1994 Gator; vs. Nebraska, 1996 Orange (twice); vs. Florida State, 2000 Sugar (twice); vs. Clemson, 2001 Gator; vs. California, 2003 Insight (three times); vs. Auburn, 2005 Sugar

**LONGEST TOUCHDOWN DRIVE BY AN OPPONENT:** 99 yards by Miami, 1981 Peach

*DeAngelo Hall's 52-yard punt return for a TD in the 2003 Insight Bowl helped Tech to its highest point total in a bowl game.*



*Anthony Midget (shown returning an interception) and the rest of the Tech defense held Alabama to seven points in the 1998 Music City Bowl.*

# Hokie Career Leaders

## Scoring

Pos.	Name	Yrs. Played	TDs	EPK/other	FGs	TP
pk	Shayne Graham	1996-99	0	167	68	371
tb	Lee Suggs	1999-02	56			336
pk	Carter Warley	2000-03		190	39	307
pk	<b>Brandon Pace</b>	<b>2003-</b>	<b>0</b>	<b>133</b>	<b>57</b>	<b>304</b>
pk	Ryan Williams	1991-94	0	137	39	254
pk	Chris Kinzer	1985-88	0	93	47	234
pk	Don Wade	1981-84	0	98	42	224
tb	Kevin Jones	2001-03	35			210
rb	James Barber	1971-73	30			180
tb	Cyrus Lawrence	1979-82	30			180
rb	Roscoe Coles	1974-77	29	1		176
tb	Ken Oxendine	1994-97	27			162
tb	Tony Kennedy	1989-92	26	1		158
wr	André Davis	1998-01	26			156
tb	Maurice Williams	1983-86	25			150
tb	Dwayne Thomas	1992-95	25			150
pk	Wayne Latimer	1973-75	0	72	25	147
tb	Terry Smoot	1967-69	24			144
pk	Mickey Thomas	1989-91	0	44	31	137

## Receiving

Pos.	Name	Yrs. Played	Cgt.	TDs	Yds.
se	Ernest Wilford	2000-03	126	11	2052
se	Antonio Freeman	1991-94	121	22	2207
wr	Ricky Scales	1972-74	113	18	2272
flk	André Davis	1998-01	103	18	1986
se	Mike Giacolone	1979-82	103	10	1384
se	Myron Richardson	1986-89	100	9	1541
se	Donald Snell	1983-86	92	7	1409
flk	<b>David Clowney</b>	<b>2003-</b>	<b>92</b>	<b>6</b>	<b>1365</b>
te	Mike Burnop	1970-72	90	5	1141
wb	Sidney Snell	1978-80	86	15	1274
te	Steve Johnson	1984-87	84	8	1058
flk	<b>Eddie Royal</b>	<b>2004-</b>	<b>82</b>	<b>8</b>	<b>1237</b>
se	Cornelius White	1993-96	78	7	1114
flk	Marcus Mickel	1988-91	77	1	868
flk	Bryan Still	1992-95	74	11	1458
se	<b>Josh Morgan</b>	<b>2003-</b>	<b>74</b>	<b>11</b>	<b>1254</b>
se-wb	Jimmy Quinn	1969-71	72	4	1262
se	Nick Cullen	1987-90	70	5	946

## Passing

Name	Yrs. Played	Comp-Att.	TDs	Tot. Yds.
Bryan Randall	2001-04	490-833	48	6508
Don Strock	1970-72	440-829	29	6009
Will Furrer	1988-91	494-920	43	5915
Maurice DeShazo	1991-94	397-745	47	5720
Jim Druckenmiller	1993-96	313-582	34	4383
Steve Casey	1978-81	342-647	29	4299
Mark Cox	1981-85	281-518	22	3526
Michael Vick	1999-00	177-313	20	3074
Erik Chapman	1985-87	234-458	20	2996
Marcus Vick	2003,05	207-346	19	2868
Todd Greenwood	1982-85	234-443	16	2721
Al Clark	1995-98	193-361	19	2622
<b>Sean Glennon</b>	<b>2004-</b>	<b>165-287</b>	<b>13</b>	<b>2234</b>

## Punt Returns

Name	Yrs. Played	No.	Yds.	TDs	Avg.
André Davis	1998-01	55	872	4	15.9
DeAngelo Hall	2001-03	56	839	5	15.0
John Ludlow	1979-82	136	837	0	6.2
Frank Loria	1965-67	61	813	4	13.3
<b>Eddie Royal</b>	<b>2004-</b>	<b>78</b>	<b>788</b>	<b>1</b>	<b>10.1</b>
Billy Myers	1984-87	90	750	0	8.3

## Kickoff Returns

Name	Yrs. Played	No.	Yds.	TDs	Avg.
Jon Jeffries	1987-91	67	1447	1	21.6
Bob Thomas	1981-84	51	1088	0	21.3
<b>Eddie Royal</b>	<b>2004-</b>	<b>43</b>	<b>1024</b>	<b>0</b>	<b>23.8</b>
Marcus Mickel	1988-91	47	963	1	20.5
Eddie Hunter	1983-86	38	889	1	23.4

## Rushing

Pos.	Name	Yrs. Played	Carries	Tot. Yds.
tb	Cyrus Lawrence	1979-82	843	3767
tb	Kevin Jones	2001-03	616	3475
rb	Roscoe Coles	1974-77	656	3459
tb	Maurice Williams	1983-86	550	2981
tb	Lee Suggs	1999-02	535	2767
tb	Dwayne Thomas	1992-95	576	2696
tb	Ken Oxendine	1994-97	526	2645
tb	Eddie Hunter	1983-86	466	2523
rb-qb	Phil Rogers	1973-75	528	2461
tb	Vaughn Hebron	1989-92	481	2327
tb	Shyrone Stith	1996-99	448	2292
tb	Tony Kennedy	1989-92	535	2259
tb	Terry Smoot	1967-69	510	2116
rb	James Barber	1971-73	454	2052
fb	Paul Adams	1972-76	470	1984
tb	Kenny Lewis	1976-79	358	1928
tb	Cedric Humes	2002-05	373	1805
tb	<b>Brandon Ore</b>	<b>2005-</b>	<b>330</b>	<b>1742</b>
qb	Bob Schweickert	1962-64	337	1723
fb	Sonny Utz	1962-64	375	1605
tb	Tommy Francisco	1964-66	366	1555
qb	Bryan Randall	2001-04	409	1526
fb	Mickey Fitzgerald	1976-79	303	1449



Shayne Graham



Ernest Wilford



Cyrus Lawrence



Bryan Randall

## Total Offense

Pos.	Name	Yrs. Played	Plays	Tot. Yds.
qb	Bryan Randall	2001-04	1242	8034
qb	Maurice DeShazo	1991-94	1026	6105
qb	Don Strock	1970-72	974	5871
qb	Will Furrer	1988-91	1047	5782
qb	Steve Casey	1978-81	982	4987
qb	Jim Druckenmiller	1993-96	725	4634
qb	Michael Vick	1999-00	525	4276
qb	Mark Cox	1981-85	754	3890
tb	Cyrus Lawrence	1979-82	844	3767
tb	Kevin Jones	2001-03	616	3475
rb	Roscoe Coles	1974-77	658	3458
qb	Bob Schweickert	1962-64	603	3448
qb	Marcus Vick	2003, 05	530	3350
qb	Al Clark	1995-98	547	3190
rb-qb	Phil Rogers	1973-75	589	3025
tb	Maurice Williams	1983-86	550	2981
qb	Erik Chapman	1985-87	640	2828
tb	Lee Suggs	1999-02	535	2767
tb	Dwayne Thomas	1992-95	576	2696
qb	Todd Greenwood	1982-85	604	2669
tb	Ken Oxendine	1994-97	526	2645
tb	Eddie Hunter	1983-86	471	2550
tb	Tony Kennedy	1989-92	546	2336
tb	Vaughn Hebron	1989-92	481	2327
tb	Shyrone Stith	1996-99	448	2292
qb	<b>Sean Glennon</b>	<b>2004-</b>	<b>346</b>	<b>2158</b>
tb	Terry Smoot	1967-69	512	2148

## Interceptions

Pos.	Name	Yrs. Played	Int.	TDs	Ret.Yds.
cb-s	Gene Bunn	1976-78	18	0	106
cb	Tyronne Drakeford	1990-93	16	1	144
s	Willie Pile	1999-02	14	2	270
hb	Ron Davidson	1966-68	13	0	174
s	Lenny Smith	1968-70	13	0	120
cb	Mike Widger	1967-69	12	3	220
lb	John Granby	1987-91	12	0	98
lb	Mike Johnson	1980-83	11	1	173
fs	Ashley Lee	1980-84	11	2	351
cb-fs	William Yarborough	1992-95	11	0	30
s-cb	John Bell	1972-74	10	1	155

## Punting

Name	Yrs. Kicked	No.	Yds.	Avg.
<b>Nic Schmitt</b>	<b>2002-</b>	<b>110</b>	<b>4667</b>	<b>42.4</b>
George Roberts	1976-77	128	5345	41.8
Dave Smigelsky	1978-80	172	7065	41.1
Jimmy Kibble	1996-99	180	7372	41.0
Jack Williams	1951-53	157	6229	39.7

# Longest Yards Since 1954

## Running Plays

Yds.	Player	Opponent	Date
96	qb Bob Schweickert	Wake Forest	11/10/62
89	rb Roscoe Coles	Auburn	10/4/75
88	fb Ken Edwards	Florida State	11/2/68
87	tb Kevin Jones	Temple	11/10/01
82	hb Phil Rogers	VMI	11/15/75
82	qb Michael Vick	Boston College	9/30/00
81	qb Al Clark	Rutgers	8/30/97
80	tb Kevin Jones	Pittsburgh	11/8/03
77	qb Warren Price	William and Mary	9/16/61
77n	tb Tommy Francisco	Wake Forest	9/18/65
77	qb David Lamie	William and Mary	10/8/77
76	fb George Constantinides	Richmond	10/21/67
76	fb Jarrett Ferguson	Syracuse	11/14/98
75	qb Michael Vick	Temple	11/20/99
75	qb Bryan Randall	Syracuse	10/11/03

## Pass Plays

Yds.	Players (Opponent)	Date
91	qb Steve Casey to wb Sidney Snell (VMI)	11/17/79
88	qb Erik Chapman to se Donald Wayne Snell (UR)	11/8/86
87	qb Bryan Randall to se Ernest Wilford (Syracuse)	11/9/02
87n	qb Bryan Randall to te Keith Willis (Syracuse)	11/9/02
85n	qb Jim Druckenmiller to fl Bryan Still (Pittsburgh)	9/30/95
83	qb Treg Koel to se Antonio Freeman (West Va.)	9/26/92
80	hb Phil Rogers to wr Ricky Scales (Virginia)	10/20/73
80	qb Jim Druckenmiller to fl Bryan Still (Boston College)	9/7/95
80	qb Al Clark to fl Marcus Gildersleeve (Rutgers)	8/30/97
80	qb Bryan Randall to Josh Morgan (Auburn)	1/3/05
80	qb Bryan Randall to Eddie Royal (Georgia Tech)	10/28/04
78	qb Don Strock to se Jimmy Quinn (Ohio Univ.)	10/23/71
78	qb Will Furrer to tb Vaughn Hebron (West Va.)	10/6/90
75	qb Bryan Randall to se Ernest Wilford (Syracuse)	11/9/02
74	qb Rick Popp to wr Billy Hardee (S. Carolina)	10/6/73
74	qb David Lamie to wb Dennis Scott (VMI)	11/18/78
74	qb Michael Vick to fl André Davis (Rutgers)	10/9/99

## Opponents' Longest Plays


**Longest run from scrimmage:** 97 yards, rb Larry Key of Florida State, Nov. 20, 1976, at Tallahassee.  
**Longest pass completion:** 97 yards, qb Tim Hasselbeck to wr Dedrick Dewalt of Boston College, Nov. 26, 1999, at Blacksburg.  
**Longest kickoff return:** 100 yards, Leon Bright of Florida State, Nov. 16, 1974, at Tallahassee and Jim Stewart of Tulsa, Nov. 6, 1976, at Blacksburg.  
**Longest punt return:** 89 yards, Tommy Warner of Tulane, Sept. 20, 1957, at New Orleans.  
**Longest interception return:** 99 yards, Marcus Mauney of West Virginia, Nov. 23, 1974, at Blacksburg.  
**Longest field goal:** 56 yards, Ken Stadlin of Virginia, Sept. 29, 1984, at Blacksburg.  
**Longest punt:** 78 yards, Mark Fazzolari of West Virginia, Nov. 6, 1999, at Morgantown.

## Punt Returns

Yds.	Player	Opponent	Date
95	Frank Loria	Miami (Fla.)	11/4/67
87	André Davis	East Carolina	9/7/00
82	Bob Schweickert	VMI	11/28/63
80	Frank Loria	Geo. Washington	9/24/66
80	Frank Loria	Florida State	10/29/66
80	Antonio Freeman	Pittsburgh	10/22/94
77n	Billy Hardee	Virginia	10/19/74
76	André Davis	West Virginia	10/12/00

## Kickoff Returns

Yds.	Player	Opponent	Date
100	Larry Fallen	Clemson	10/7/78
99	Tommy Walker	VMI	11/28/63
99	Eddie Hunter	South Carolina	10/11/86
96	Terry Strock	Virginia	10/21/61
96	Billy Hardee	South Carolina	10/6/73
95	Dickie Longerbeam	Richmond	9/25/65
93	Tommy Francisco	VMI	11/25/65



Keion Carpenter

# The Last Time ...

### A punt was returned for a touchdown:

VT	Sept. 16, 2006	Eddie Royal vs. Duke at Blacksburg, 58 yards.
Opp.	Dec. 3, 2005	Willie Reid of Florida State, at Jacksonville, Fla., 83 yards.

### A kickoff was returned for a touchdown:

VT	Sept. 27, 2003	Mike Imoh vs. UConn, at Blacksburg, 91 yards.
Opp.	Nov. 13, 1993	Jeyson Wilson of Syracuse, at Blacksburg, 86 yards.

### A pass interception was returned for a touchdown:

VT	Sept. 23, 2006	Victor Harris vs. Cincinnati at Blacksburg, 72 yards.
Opp.	Oct. 2, 2004	Eric Wicks of West Virginia, at Blacksburg, 34 yards.

### A punt was blocked:

VT	Sept. 23, 2006	Josh Morgan vs. Cincinnati, at Blacksburg.
Opp.	Sept. 30, 2006	Troy Garside of Georgia Tech, at Blacksburg.

### A punt was blocked for a touchdown:

VT	Sept. 27, 2003	Nathaniel Adibi blocked a UConn punt and Chris Clifton returned for a TD, at Blacksburg.
Opp.	Nov. 6, 2004	Tom O'Leary of North Carolina blocked punt and D.J. Walker returned for TD, at North Carolina.

### A safety was recorded:

VT	Oct. 21, 2006	Southern Miss quarterback sacked in end zone, at Blacksburg.
Opp.	Oct. 12, 2006	High snap on punt recovered in end zone, at Boston College.

### A fumble was recovered for a touchdown:

VT	Oct. 16, 1999	Tee Butler vs. Syracuse, at Blacksburg.
Opp.	Nov. 5, 2005	Kareem Brown of Miami, at Blacksburg.

### A fumble or intercepted fumble was returned for a touchdown:

VT	Nov. 11, 2006	Noland Burchette vs. Kent State, at Blacksburg, returned fumble 15 yards.
Opp.	Sept. 30, 2006	Gary Guyton of Georgia Tech at Blacksburg, returned fumble 38 yards.

### Teammates rushed for 100 yards in same game:

VT	Nov. 26, 2005	Cedric Humes (134) and Branden Ore (104) vs. North Carolina, at Blacksburg.
Opp.	Oct. 1, 1994	Malcolm Thomas (185) and Kirby Dar Dar (108) of Syracuse, at Syracuse.

### A QB surpassed the century mark in rushing and passing in one game:

VT	Oct. 20, 2005	Marcus Vick (133 yards rushing, 211 yards passing) vs. Maryland, at Maryland.
Opp.	Nov. 15, 2003	Walter Washington (151 yds. rushing; 156 yds. passing) of Temple, at Philadelphia.

## Interception Returns

Yds.	Player	Opponent	Date
100	s Keion Carpenter	Miami	11/16/96
98	lb Jamal Smith	Rutgers	11/21/98
96	fs Willie Pile	Miami	12/7/02
95	s Kirk Alexander	Cincinnati	10/19/91
94	s Ashley Lee	Vanderbilt	11/12/83
90	lb Randy Cockrell	Navy	10/3/87
88n	hb Johnny Watkins	William & Mary	10/15/60
88	fs Ashley Lee	Vanderbilt	11/12/83
87	lb Clarence Culpepper	William & Mary	9/23/67
85	lb Mike Johnson	Appalachian St.	10/23/82
85	rov Pierson Prioleau	Boston College	10/8/98

## Field Goals

Yds.	Player	Opponent	Date
61	c Wayne Latimer	Florida State	10/11/75
59	c Dave Strock	So. Mississippi	11/4/72
56	s Paul Engle	Virginia	10/15/77
55	c Jack Simcsak	Kentucky	10/11/69
55	c Dave Strock	So. Mississippi	11/4/72
53	s Shayne Graham	Clemson	9/12/98
53	c Wayne Latimer	Virginia	10/20/73
53	c Dave Strock	Oklahoma State	10/14/72
52	s Shayne Graham	Pittsburgh	10/30/99
51	c Wayne Latimer	Houston	10/12/73

## Punts

Yds.	Player	Opponent	Date
78	Gene Fisher	at West Virginia	10/28/67
75	Jimmy Kibble	at Pittsburgh	11/22/97
71	Bill Renner	Appalachian State	10/24/81
70	Jack Simcsak	at Richmond	10/4/69

n: non-scoring plays c: conventional-style s: soccer style







CARY WADE

AARON ROUSE

NICK LEESON

BRENDEN HILL

# 2006 VIRGINIA TECH SENIORS



**37** JESSE ALLEN  
FB • Monson, Mass.



**68** MASON BAGGETT  
C/OT • Richmond, Va.



**96** NOLAND BURCHETTE  
DE • Richmond, Va.



**60** CHRIS BURNETT  
DT • Blue Ridge, Va.



**87** DAVID CLOWNEY  
FL • Delray Beach, Fla.



**74** BRANDON FRYE  
OT • Myrtle Beach, S.C.



**77** BRANDON GORE  
OG • Warrenton, Va.



**29** CHAD GRIMM  
LB • Fairfax, Va.



**21** RYAN HASH  
CB • Springfield, Va.



**31** BRENDEN HILL  
LB • Newport News, Va.



**53** NICK LEESON  
DS • Abingdon, Va.




**62** ZAC LOWE  
C • Bridgewater, Va.



**69** DANNY McGRATH  
C • Herndon, Va.



**46** BRANDON PACE  
PK • Virginia Beach, Va.



**32** JAKE PATTEN  
ROV • Chantilly, Va.



**48** CORY PRICE  
CB • Blacksburg, Va.



**36** AARON ROUSE  
ROV • Virginia Beach, Va.



**23** NIC SCHMITT  
P • Salem, Va.



**30** CARY WADE  
ROV/FS • Fairfax, Va.