

Opponents & **THE ACC**

Virginia Tech won the 2004 ACC Championship in its inaugural season in the prestigious league

- CLEMSON
- DUKE
- FLORIDA STATE
- GEORGIA TECH
- MARYLAND
- MIAMI
- NORTH CAROLINA
- NC STATE
- VIRGINIA
- VIRGINIA TECH
- WAKE FOREST



Atlantic Coast
Conference

Football

Champions

2004



Preseason All-American Jimmy Williams is one of three 2004 first-team All-ACC honorees returning for the Hokies this season. In all, 11 Virginia Tech players were honored by the conference last year and seven of those players return this year.

**1998
GATOR**

5th bowl of
12 in a row

Opponents' Composite Schedule

The complete ACC and Virginia Tech opponents' composite football schedule for 2005 follows. Virginia Tech does not play Clemson, Florida State or Wake Forest during the regular season.

Thursday, September 1

Vanderbilt at Wake Forest
William & Mary at Marshall

Saturday, September 3

Boston College at Brigham Young
Texas A&M at Clemson, ABC, 8 p.m.
Duke at East Carolina
Georgia Tech at Auburn
Maryland vs. Navy (Baltimore, Md.)
Western Michigan at Virginia
Ohio at Northwestern

Sunday, September 4

Virginia Tech at NC State, ESPN 2, 7:15 p.m.

West Virginia at Syracuse, ABC

2005 Virginia Tech Football Travel Accommodations

NC STATE

Marriott Research Triangle Park
4700 Guardian Drive
Durham, NC 27703
Phone: (919) 941-6200
Fax: (919) 941-6229

DUKE

Marriott Research Triangle Park
4700 Guardian Drive
Durham, NC 27703
Phone: (919) 941-6200
Fax: (919) 941-6229

WEST VIRGINIA

Holiday Inn Meadow Lands
340 Racetrack Road
Washington, PA 15301
Phone: (724) 222-6200
Fax: (724) 228-1977

MARYLAND

Marriott International, Inc.
6400 Ivy Lane
Greenbelt, MD 20770
Phone: (301) 441-3700
Fax: (301) 441-3995

VIRGINIA

Doubletree Hotel
2530 Seminole Trail
Charlottesville, VA 22901
Phone: (434) 973-2121
Fax: (434) 978-7735

Monday, September 5

Miami at Florida State, ABC, 8 p.m.

Saturday, September 10

Army at Boston College
Clemson at Maryland
Virginia Tech at Duke, JP/Raycom, Noon

The Citadel at Florida State
North Carolina at Georgia Tech
NC State at Temple
Wake Forest at Nebraska
Wofford at West Virginia
Kansas State at Marshall
Pittsburgh at Ohio

Saturday, September 17

Florida State at Boston College
Miami at Clemson

VMI at Duke

Connecticut at Georgia Tech

Ohio at Virginia Tech, ESPN2, 3:30 p.m.

West Virginia at Maryland
Wisconsin at North Carolina
Eastern Kentucky at NC State
Virginia at Syracuse
East Carolina at Wake Forest

Saturday, September 24

Boston College at Clemson
Duke at Virginia
Georgia Tech at Virginia Tech
Maryland at Wake Forest
Colorado at Miami
North Carolina at NC State
East Carolina at West Virginia
Marshall at Central Florida
Kent State at Ohio

Saturday, October 1

Ball State at Boston College
Clemson at Wake Forest
Navy at Duke
Syracuse at Florida State
Virginia at Maryland
South Florida at Miami
Utah at North Carolina
Virginia Tech at West Virginia
SMU at Marshall

Thursday, October 6

NC State at Georgia Tech

Saturday, October 8

Virginia at Boston College
Duke at Miami
Wake Forest at Florida State
Maryland at Temple
North Carolina at Louisville
Marshall at Virginia Tech
West Virginia at Rutgers
Ohio at BGU, 6 p.m.

Thursday, October 13

Clemson at NC State

The city of Jacksonville, Fla., has been chosen by the Atlantic Coast Conference to be the host city for the 2005 & 2006 Dr. Pepper ACC Football Championship Games and the Gator Bowl Association has been chosen to serve as the Local Organizing Committee for this historic event.

The inaugural game will take place on Saturday, Dec. 3, 2005 at 8 p.m. The winner of the Atlantic Division will face off against the Coastal Division champ at ALLTEL Stadium, home of the NFL's Jaguars and SuperBowl XXXIX.

The Dr. Pepper ACC Football Championship Game will be televised nationally on ABC.



Saturday, October 15

Wake Forest at Boston College
Georgia Tech at Duke
Florida State at Virginia
Miami at Temple
UAB at Marshall
Ohio at Central Michigan, 1 p.m.

Thursday, October 20

Virginia Tech at Maryland, ESPN, 7:30 p.m.

Saturday, October 22

Temple at Clemson
Florida State at Duke
Georgia Tech at Miami
Virginia at North Carolina
NC State at Wake Forest
West Virginia at South Florida
Marshall at UTEP
Ball State at Ohio

Thursday, October 27

Boston College at Virginia Tech, ESPN, 7:30 p.m.

Saturday, October 29

Clemson at Georgia Tech
Wake Forest at Duke
Maryland at Florida State
North Carolina at Miami
Southern Mississippi at NC State
Marshall at Tulane
Ohio at Buffalo, 1:30 p.m.

Wednesday, November 2

Connecticut at West Virginia, ESPN2

Friday, November 4

Toledo at Ohio

Saturday, November 5

Boston College at North Carolina
Duke at Clemson

Saturday, November 5

NC State at Florida State
Wake Forest at Georgia Tech
Miami at Virginia Tech
Temple at Virginia

Tuesday, November 8

Southern Miss at Marshall

Wednesday, November 9

West Virginia at Cincinnati, ESPN2

Saturday, November 12

NC State at Boston College
Florida State at Clemson
Georgia Tech at Virginia
Maryland at North Carolina

Tuesday, November 15

Ohio at Akron

Thursday, November 17

Miami at Wake Forest

Saturday, November 19

Boston College at Maryland
Clemson at South Carolina
Duke at North Carolina
Virginia Tech at Virginia
East Carolina at Marshall

Monday, November 21

Miami (OH) at Ohio

Thursday, November 24

Pittsburgh at West Virginia, ESPN

Saturday, November 26

Florida State at Florida
Georgia at Georgia Tech
Maryland at NC State
Virginia at Miami
North Carolina at Virginia Tech
Marshall at Memphis

The Atlantic Coast Conference

The Tradition

Consistency. It's the mark of true excellence in any endeavor.

However, in today's intercollegiate athletics, competition has become so balanced and so competitive that it is virtually impossible to maintain a high level of consistency.

Yet the Atlantic Coast Conference has defied the odds. Now in its 53rd year of competition, the ACC has long enjoyed the reputation as one of the strongest and most competitive intercollegiate conferences in the nation. And that is not mere conjecture, the numbers support it.

The conference had an immediate impact on the national college football scene in the fall of 1953 when the University of Maryland captured the first of what would eventually be five national football titles for the ACC. Clemson laid claim to the league's second national title in 1981 while Georgia Tech followed suit in 1990. Florida State pocketed national titles Nos. 4 and 5 in 1994 and 1999, respectively.

In addition, Miami has laid claim to five national gridiron titles over the past 22 seasons. Four of the Hurricanes' five national titles (1983, 1987, 1989, 2001) were unanimous with both the sportswriters and coaches polls in agreement, while in 1991 Miami (AP) shared the national title with Washington (coaches).

The 12 institutions that take to the field this fall under the ACC banner have produced 497 first- or second-team gridiron All-Americans. The current 12 ACC schools have had 2,125 players selected in the annual professional football draft, including five first-round selections and 36 overall selections a year ago.

If success is best measured in terms of wins and losses, then the ACC over the years has proved itself to be among the elite in Division I-A football. The ACC is the nation's winningest bowl conference as the 12 current league teams are a combined 132-115-5 (.534) in post-season play.



Virginia Tech AD Jim Weaver and ACC Commissioner John Swofford at the announcement that the Hokies would be joining the ACC.

Over the past four years, the ACC is 16-9 in post-season play and has the best bowl winning percentage (.640) among all BCS conferences.

In 2003, the ACC set an NCAA record when seven of its nine teams (78 percent) received bowl bids.

Georgia Tech is the winningest bowl team in Division I-A history. Following its 51-14 win over Syracuse in last year's Champs Sports Bowl, the Yellow Jackets are 22-11 (.667) while USC (.651) is second.

For the first time ever, the Atlantic Coast Conference surpassed the 3.5 million mark in total attendance and for the fifth-straight year the league set a new per game average record averaging 55,955 per contest.

Virginia Tech, which claimed the 2004 ACC title, headed up a group of four ACC teams ranked in the final BCS standings last year. The Hokies were ranked eighth, followed by Miami (14th), Florida State (16th) and Virginia (18th).

ACC Staff Directory

Mailing: P.O. Drawer ACC, Greensboro, NC 27417-6724

Shipping: 4512 Weybridge Lane, Greensboro, NC 27407

Administrative

Phone: (336) 854-8787

Fax: (336) 316-6097

Media Relations - Video Services

Phone: (336) 851-6062

Fax: (336) 854-8797

Commissioner	John D. Swofford
Associate Commissioner	Frederick Barakat
Associate Commissioner	Jeff Elliott
Associate Commissioner	Bernadette McGlade
Associate Commissioner	Shane Lyons
Assistant Commissioner/Football/External Relations	Mike Finn
Assistant Commissioner/Media Relations.....	Brian Morrison
Coordinator of Football Officials	Tommy Hunt
Director of Video Services.....	W. Scott McBurney
Director of Championships.....	Davis Whitfield
Director of Information Systems	Christina Tracey
Director of Public Relations/Associate Director of Media Relations	Amy Yakola
Business Manager.....	Lynne Herndon
Assistant Director/Compliance	Lindsey Babcock
Assistant Director/Media Relations	Sarah Schmidt
Assistant Director/Media Relations	Jason Leturmy
Assistant Director/Video Services.....	Steve Vollinger
Assistant Director/Women's Basketball	Brad Hecker
Executive Assistant to the Commissioner	Cel DiAmico
Administrative Asst./Media Relations/Video Services	Barbara Dery
Administrative Assistant/Men's Basketball	Kathy Hunt
Administrative Assistant/Championships.....	Jennie Barrett
Administrative Assistant/Compliance/Student-Athlete Welfare..	Tracey Haith
Administrative Assistant/External Relations/Football.....	Kris Willett
Administrative Assistant/Administration/Business.....	Susan Anthony
Administrative Assistant/Receptionist	Emily Watkins
Website Editor.....	Harrison Rand

The Atlantic Coast Conference

A History

The Atlantic Coast Conference was founded on May 8, 1953, at the Sedgefield Inn near Greensboro, N.C., with seven charter members — Clemson, Duke, Maryland, North Carolina,

North Carolina State, South Carolina and Wake Forest — drawing up the conference by-laws.

The withdrawal of seven schools from the Southern Conference came early on the

morning of May 8, 1953, during the Southern Conference's annual spring meeting. On June 14, 1953, the seven members met in Raleigh, N.C., where a set of bylaws was adopted and the name became officially the Atlantic Coast Conference.

Suggestions from fans for the name of the new conference appeared in the region's newspapers prior to the meeting in Raleigh. Duke's Eddie Cameron recommended that the name of the conference be the Atlantic Coast Conference, and the motion was passed unanimously. The meeting concluded with each member institution assessed \$200.00 to pay for conference expenses.

On Dec. 4, 1953, conference officials met again at Sedgefield and officially admitted the University of Virginia as the

league's eighth member. The first, and only, withdrawal of a school from the ACC came on June 30, 1971, when the University of South Carolina tendered its resignation.

The ACC operated with seven members until April 3, 1978, when the Georgia Institute of Technology was admitted. The Atlanta school had withdrawn from the Southeastern Conference in January of 1964.

The ACC expanded to nine members on July 1, 1991, with the addition of Florida State University.

The conference expanded to 11 members on July 1, 2004, with the addition of the University of Miami and Virginia Tech. On Oct. 17, 2003, Boston College accepted an invitation to become the league's 12th member and starts play as a full member this academic year.

HISTORY OF SCHOOL AFFILIATIONS

BOSTON COLLEGE

Charter member of the Big East Conference in 1979 for most sports other than football; Charter member of the Big East Football Conference in 1991; joined the ACC on July 1, 2005.

CLEMSON

Charter member of the Southern Intercollegiate Athletic Association in 1894, a charter member of the Southern Conference in 1921, a charter member of the Atlantic Coast Conference (ACC) in 1953.

DUKE

Joined the Southern Conference in December, 1928; charter member of the ACC in 1953.

FLORIDA STATE

Charter member of the Dixie Conference in 1948; joined the Metro Conference in July, 1976; joined the ACC July, 1991.

GEORGIA TECH

Charter member of the Southern Intercollegiate Athletic Association in 1894, charter member of Southern Conference in 1921, charter member of the SEC in 1932, joined the ACC in April, 1978.

MARYLAND

Charter member of the Southern Conference in 1921, charter member of the ACC in 1953.

MIAMI

Charter member of the Big East Football Conference in 1991; joined the ACC in July, 2004.

NORTH CAROLINA

Charter member of the Southern Intercollegiate Athletic Association in 1894, charter member of the Southern Conference in 1921, charter member of the ACC in 1953.

NC STATE

Charter member of the Southern Conference in 1921; charter member of the ACC in 1953.

VIRGINIA

Charter member of the Southern Intercollegiate Athletic Association in 1894, charter member of the Southern Conference in 1921, resigned from Southern Conference in December 1936, joined the ACC in December, 1953.

VIRGINIA TECH

Charter member of the Southern Conference in 1921; withdrew from the Southern Conference in June, 1965; became a charter member of the Big East Football Conference on Feb. 5, 1991; joined the ACC on July 1, 2004.

WAKE FOREST

Joined the Southern Conference in February, 1936, charter member of the ACC in 1953.



ACC Commissioner John Swofford tossed the commemorative coin on Sept. 18, 2004 when the Hokies hosted Duke for Tech's first ACC football game.

ACC Atlantic Division

Boston College
Clemson
Florida State
Maryland
NC State
Wake Forest

ACC Coastal Division


Duke
Georgia Tech
Miami
North Carolina
Virginia
Virginia Tech

ACC Standings & Honors

Final 2004 Standings


School	Conference		Overall	
	W-L	Pct.	W-L	Pct.
Virginia Tech	7-1	.875	10-3	.769
Florida State	6-2	.750	9-3	.750
Miami	5-3	.625	9-3	.750
Virginia	5-3	.625	8-4	.667
North Carolina	5-3	.625	6-6	.500
Georgia Tech	4-4	.500	7-5	.583
Clemson	4-4	.500	6-5	.545
Maryland	3-5	.375	5-6	.455
NC State	3-5	.375	5-6	.455
Wake Forest	1-7	.125	4-7	.364
Duke	1-7	.125	2-9	.182

2004 ACC Individual Awards



Bryan Randall

- ROOKIE OF THE YEAR
Calvin Johnson, Georgia Tech
- COACH OF THE YEAR
Frank Beamer, Virginia Tech
- PLAYER OF THE YEAR
Bryan Randall, Virginia Tech
- OFFENSIVE PLAYER OF THE YEAR
Bryan Randall, Virginia Tech
- DEFENSIVE PLAYER OF THE YEAR
Leroy Hill, Clemson



Frank Beamer

2004 ALL-ACC FOOTBALL TEAM AWARDS

OFFENSE

Quarterback

First Team

Bryan Randall, Sr., VT (167)

Alvin Pearman, Sr., UVa (181)

Chris Barclay, Jr., WF (163)

Wide Receiver

Airese Currie, Sr., Clem. (152)

Calvin Johnson, Fr., GaT (140)

Tight End

Heath Miller, Jr., UVa (186)

Tackle

Alex Barron, Sr., FSU (157)

D'Brickshaw Ferguson, Jr., UVa (106)

Guard

Elton Brown, Sr., UVa (196)

C.J. Brooks, Sr., Md. (118)

Center

Jason Brown, Sr., UNC (133)

Second Team

Brock Berlin, Sr., Miami (100)

Frank Gore, Jr., Miami (87)

Leon Washington, Jr., FSU (83)

Chauncey Stovall, Sr., FSU (125)

Roscoe Parrish, Jr., Miami (113)

Jeff King, Jr., VT (33)

Chris Myers, Sr., Miami (72)

Jon Dunn, Sr., VT (47)

Steve Vallos, So., WF (85)

Kyle Ralph, Jr., UNC (78)

Zac Yarbrough, Sr., UVa (43)

Honorable Mention

Darian Durant, Sr., UNC (32)

Chad Scott, Sr., UNC (32)

Ray Willis, Sr., FSU (46)

Jimmy Martin, Jr., VT (43)

Willie McNeill, Sr., UNC (38)

Cedric Johnson, Sr., Clem. (65)

Leroy Harris, So., NCS (48)

Will Montgomery, Jr., VT (37)

Joel Rodriguez, Sr., Miami (37)

DEFENSE

Defensive Line

First Team

Darryl Tapp, Jr., VT (142)

Shawne Merriman, Jr., Md. (138)

Travis Johnson, Sr., FSU (134)

Mario Williams, So., NCS (107)

Linebacker

D'Qwell Jackson, Jr., Md. (148)

Leroy Hill, Sr., Clem. (143)

Ahmad Brooks, So., UVa (116)

Defensive Back

Antrel Rolle, Sr., Miami (160)

Jimmy Williams, Jr., VT (118)

James Butler, Sr., GaT (89)

Antonio Cromartie, So., FSU (78)

Second Team

Manny Lawson, Jr., NCS (106)

Jim Davis, Sr., VT (82)

Eric Henderson, Jr., GaT (78)

Chauncey Davis, Sr., FSU (67)

Darryl Blackstock, Jr., UVa (113)

Gerris Wilkinson, Jr., GaT (79)

Ernie Sims, So., FSU (68)

John Talley, So., Duke (73)

Eric King, Sr., WF (64)

Bryant McFadden, Sr., FSU (58)

Domonique Foxworth, Sr., Md. (57)

Honorable Mention

Orien Harris, Jr., Miami (55)

Andrew Hoffman, Sr., UVa (50)

Baraka Atkins, So., Miami (43)

Eric Moore, Sr., FSU (37)

Jonathan Lewis, Jr., VT (35)

Eric Coleman, Sr., Clem. (34)

Jonathan Abbate, Fr., WF (58)

Chris Reis, Jr., GaT (35)

A.J. Nicholson, Jr., FSU (33)

Roger McIntosh, Jr., Miami (33)

Vincent Fuller, Sr., VT (50)

Tye Hill, Jr., Clem. (50)

Chris Kelley, Sr., Md. (43)

Pat Watkins, Jr., FSU (42)

Justin Miller, Jr., Clem. (57)

Andre Maddox, Sr., NCS (40)

Gerald Sensabaugh, Sr., UNC (35)

Greg Threat, Jr., Miami (33)

SPECIAL TEAMS

Placekicker

First Team

Brandon Pace, So., VT (135)

Punter

Ryan Plackemeier, Jr., WF (153)

Specialist

Devin Hester, So., Miami (158)

Second Team

Travis Bell, Fr., GaT (66)

Adam Podlesh, So., Md. (111)

Justin Miller, Jr., Clem. (101)

Honorable Mention

Connor Barth, Fr., UNC (47)

Nick Novak, Sr., Md. (47)

Votes in parentheses

2004-05 Bowl Result Summary

Dec. 21	Champs Sports Bowl	Orlando, Fla.	Georgia Tech 51, Syracuse 14..... Daniels rushes for 199 yards; Tech totals 514 yards
Dec. 27	MPC Computers Bowl	Boise, Idaho	Fresno State 37, Virginia 34 otHagans accumulates 247 yards in total offense
Dec. 30	Continental Tire Bowl	Charlotte, N.C.	Boston College 37, North Carolina 24 Durant throws for 259 yards & 3 TDs
Dec. 31	Chick-fil-A Peach Bowl	Atlanta, Ga.	Miami 27, Florida 10Hurricanes score two special teams touchdowns
Jan. 1	Toyota Gator Bowl	Jacksonville, Fla.	Florida State 30, West Virginia 18..... Washington & Booker total 296 yards rushing
Jan. 3	Nokia Sugar Bowl	New Orleans, La.	Auburn 16, Virginia Tech 13Randall throws for 299 yards and two TDs

2004 Final ACC Statistics

RUSHING	NCAA	G	Att	Yds	Avg	Long	TD	PG
Leon Washington, Jr., FSU	29	10	138	951	6.9	69	7	95.1
Chris Barclay, Jr., WF	33	11	243	1010	4.2	50	9	91.8
Alvin Pearman, Sr., UVa	45	12	195	1037	5.3	78	10	86.4
Frank Gore, Jr., Miami	59	12	197	945	4.8	44	8	78.8
T.A. McLendon, Jr., NCS	64	10	167	770	4.6	41	6	77.0
Lorenzo Booker, So., FSU	67	12	173	887	5.1	53	4	73.9
Chad Scott, Sr., UNC	74	11	143	796	5.6	48	8	72.4
Wali Lundy, Jr., UVa	77	12	175	864	4.9	44	17	72.0
Mike Imoh, Jr., VT	77	10	158	720	4.6	47	6	72.0
Reggie Merriweather, So., Clem.	96	10	136	670	4.9	62	11	67.0
Sammy Maldonado, Sr., Md.	11	138	560	4.1	40	5	50.9	
Jacque Lewis, Sr., UNC	11	74	557	7.5	53	3	50.6	
Josh Allen, Jr., Md.	11	144	533	3.7	28	5	48.5	
Rashaun Grant, Fr., GaT	10	94	425	4.5	33	0	42.5	
Cedric Humes, Jr., VT	13	130	605	4.7	37	5	46.5	

ALL PURPOSE YARDS	NCAA	G	Rush	Rec	P Ret	KO Ret	Yards	PG
Alvin Pearman, Sr., UVa	11	12	1037	402	314	185	1938	161.5
Leon Washington, Jr., FSU	58	10	951	90	3	81	1125	112.5
Mike Imoh, Jr., VT	74	10	720	4	50	256	1030	103.0
Chris Barclay, Jr., WF	75	11	1010	118	0	0	1128	102.5
Airese Currie, Sr., Clem.	85	11	8	868	0	212	1088	98.9
Justin Miller, Jr., Clem.	11	2	0	339	661	1002	92.4	
Eddie Royal, Fr., VT	12	11	470	274	346	1101	91.8	

PUNTING	NCAA	G	Punt	Yds	Long	Avg
Ryan Plackemeier, Jr., WF	8	11	64	2809	69	43.9
Adam Podlesh, So., Md.	10	11	63	2755	70	43.7
Chris Hall, Jr., FSU	35	12	67	2820	61	42.1
John Deraney, So., NCS	38	11	60	2514	62	41.9
David Woodbridge, So., UNC	46	11	48	2003	60	41.7
Brian Monroe, So., Miami	52	12	64	2635	67	41.2
Vinnie Burns, Sr., VT	64	12	57	2296	60	40.3

TOTAL OFFENSE	NCAA	G	Rush	Pass	Total	Plays	Per Play	PG
Brock Berlin, Sr., Miami	45	12	-53	2680	2627	390	6.7	218.9
Bryan Randall, Sr., VT	51	13	511	2264	2775	442	6.3	213.5
Reggie Ball, So., GaT	55	12	332	2147	2479	460	5.4	206.6
Darian Durant, Sr., UNC	57	12	188	2238	2426	380	6.4	202.2
Marques Hagans, Jr., UVa	58	12	394	2024	2418	338	7.2	201.5

PUNT RETURN AVG	NCAA	G	Ret	Yds	TD	Avg
Darrell Blackman, Fr., NCS	3	10	12	214	1	17.8
Devin Hester, So., Miami	6	12	19	326	3	17.2
Roscoe Parrish, Jr., Miami	8	12	20	324	2	16.2
Willie Reid, Jr., FSU	19	11	38	522	0	13.7
Justin Miller, Jr., Clem.	21	11	26	339	1	13.0
Alvin Pearman, Sr., UVa	37	12	28	314	1	11.2
Eddie Royal, Fr., VT	39	12	25	274	0	11.0

SCORING	NCAA	G	TD	XPT	FG	2XP	PG
Wali Lundy, Jr., UVa	18	12	17	0	0	0	8.5
Brandon Pace, So., VT	23	13	0	43-44	21-27	0	8.2
Connor Hughes, Jr., UVa	33	12	0	42-45	17-24	0	7.8
Jon Peattie, So., Miami	38	12	0	45-45	15-24	0	7.5
Reggie Merriweather, So., Clem.	76	10	11	0	0	0	6.6
Xavier Beitia, Sr., FSU	91	12	0	29-29	16-25	0	6.4
Connor Barth, Fr., UNC	91	12	0	35-37	14-18	0	6.4
Travis Bell, Fr., GaT	96	12	0	31-31	15-17	0	6.3
Nick Novak, Sr., Md.	96	11	0	21-21	16-22	0	6.3
John Deraney, So., NCS	11	0	0	29-29	13-22	0	6.2

INTERCEPTIONS PG	NCAA	G	Int	Yds	TD	PG
Jimmy Williams, Jr., VT	30	13	5	81	1	0.38
John Talley, So., Duke	33	11	4	172	2	0.36
Pat Watkins, Jr., FSU	51	12	4	63	0	0.33
Antonio Cromartie, So., FSU	51	12	4	40	1	0.33
Devin Hester, So., Miami	51	12	4	28	0	0.33
Marcus Hamilton, So., UVa	51	12	4	-2	0	0.33

FIELD GOALS PG	NCAA	G	FG	FGA	Pct.	PG
Brandon Pace, So., VT	10	13	21	27	0.778	1.62
Nick Novak, Sr., Md.	16	11	16	22	0.727	1.45
Connor Hughes, Jr., UVa	18	12	17	24	0.708	1.42
Xavier Beitia, Sr., FSU	22	12	16	25	0.640	1.33
Travis Bell, Fr., GaT	31	12	15	17	0.882	1.25

2004 ACC Defensive Stats

TACKLES	NCAA	G	Solo	Ast	Total	PG
D'Qwell Jackson, Jr., Md.	11	11	63	60	123	11.2
Gerris Wilkinson, Jr., GaT	24	12	53	66	119	9.9
Greg Threat, Jr., Miami	12	57	53	110	9.2	
Jonathan Abbate, Fr., WF	11	59	41	100	9.1	
Leroy Hill, Sr., Clem.	11	47	51	98	8.9	
Roger McIntosh, Jr., Miami	10	37	52	89	8.9	
Alex Green, Sr., Duke	11	53	40	93	8.5	
Shawne Merriman, Jr., Md.	11	53	32	85	7.7	
Chris Kelley, Sr., Md.	11	45	40	85	7.7	
James Butler, Sr., GaT	12	56	35	91	7.6	
Ahmad Brooks, So., UVa	12	41	49	90	7.5	
Giuseppe Aguanno, Sr., Duke	11	32	50	82	7.5	
A.J. Nicholson, Jr., FSU	12	39	49	88	7.3	
Ernie Sims, So., FSU	12	41	45	86	7.2	
Brendan Dewan, Jr., Duke	11	30	46	76	6.9	
Dawan Landry, Jr., GaT	12	45	36	81	6.8	
William Kershaw, Jr., Md.	11	38	36	74	6.7	
Kai Parham, So., UVa	12	33	47	80	6.7	
Tony Franklin, So., UVa	12	53	25	78	6.5	
Gerald Sensabaugh, Sr., UNC	12	59	19	78	6.5	
Josh Gattis, So., WF	11	50	21	71	6.5	
Oliver Hoyte, Jr., NCS	11	31	39	70	6.4	
Anthony Waters, So., Clem.	11	25	44	69	6.3	
Tavares Gooden, So., Miami	11	28	40	68	6.2	
Jerome Carter, Sr., FSU	12	40	34	74	6.2	
Anthony Reddick, Fr., Miami	11	37	30	67	6.1	
Pat Thomas, Sr., NCS	11	33	34	67	6.1	
Tommy Richardson, Jr., UNC	11	39	28	67	6.1	
Jamaal Fudge, Jr., Clem.	11	37	29	66	6.0	
Chris Reis, Jr., GaT	12	29	41	70	5.8	
Travis Pugh, Sr., Clem.	11	34	30	64	5.8	
Malcolm Ruff, Jr., Duke	10	26	31	57	5.7	
Kareen Taylor, So., UNC	12	36	31	67	5.6	
Brad White, Sr., WF	10	40	15	55	5.5	
Mikal Baaqee, Sr., VT	13	30	41	71	5.5	
Dennis Haley, Sr., UVa	12	31	33	64	5.3	
Brian Greene, Jr., Duke	10	20	32	52	5.2	
Caron Bracy, Sr., WF	11	36	21	57	5.2	
Jacoby Watkins, So., UNC	12	47	14	61	5.1	
Marquis Weeks, Sr., UVa	12	36	24	60	5.0	
Buster Davis, So., FSU	12	28	32	60	5.0	
Vince Hall, Fr., VT	13	21	43	64	4.9	
Tramaine Billie, So., Clem.	11	28	26	54	4.9	
Meriweather, B., So., Miami	12	32	26	58	4.8	
Antrel Rolle, Sr., Miami	12	37	21	58	4.8	
John Talley, So., Duke	11	32	21	53	4.8	
David Holloway, So., Md.	11	29	24	53	4.8	
Warren Braxton, Sr., WF	11	35	17	52	4.7	
Marcus Hudson, Jr., NCS	11	32	20	52	4.7	
Stephen Tulloch, So., NCS	11	23	29	52	4.7	

QB SACKS	NCAA	G	Pos	Solo	Ast	Yds	PG
Darryl Blackstock, Jr., UVa	11	12	LB	10	1	62	0.88
Leroy Hill, Sr., Clem.	15	11	LB	8	1	71	0.77
Shawne Merriman, Jr., Md.	15	11	DE	8	1	47	0.77
Chris Reis, Jr., GaT	28	12	LB	6	4	66	0.67
Darryl Tapp, Jr., VT	13	DE	8	1	54	0.65	


TACKLES FOR LOSS	NCAA	G	Pos	Solo	Ast	Yds	PG
Leroy Hill, Sr., Clem.	8	11	LB	14	7	93	1.59
Shawne Merriman, Jr., Md.	11	11	DE	15	4	87	1.55
Travis Johnson, Sr., FSU	15	12	DT	13	10	47	1.50
Gerris Wilkinson, Jr., GaT	21	12	LB	9	16	69	1.42
Darryl Tapp, Jr., VT	13	DE	13	7	82	1.27	
Chris Reis, Jr., GaT	12	LB	9	12	88	1.25	

PASSES DEFENDED	NCAA	G	Brup	Int	Total	Avg/G
John Talley, So., Duke	3	11	14	4	18	1.64
Tye Hill, Jr., Clem.	3	11	18	0	18	1.64
Jimmy Williams, Jr., VT	12	13	14	5	19	1.46
Eric King, Sr., WF	28	10	11	1	12	1.20
Gerrick McPhearson, Jr., Md.	11	11	0	11	1.00	
Jamaal Fudge, Jr., Clem.	11	8	3	11	1.00	
Lamont Reid, Sr., NCS	11	10	1	11	1.00	

Opponents' Quick Facts

NC State (Tech visits 9/4/05)

Location: Raleigh, N.C.
Stadium: Carter-Finley Stadium
Capacity: 56,800
Coach: Chuck Amato
Record at NCSU: 39-23 (5 years)
Career Record: 39-23 (5 years)
Conference: Atlantic Coast
'04 Record/ACC Record: 5-6/3-5
Letterwinners Returning/Lost: 37/17
Starters Returning/Lost: 15/9
Football Contact: Annabelle Vaughan
Phone/Fax: (919) 515-2102/(919) 515-2898
E-mail: Annabelle_Vaughan@ncsu.edu
Website: www.gopack.com



Duke (Tech visits 9/10/05)

Location: Durham, N.C.
Stadium: Wallace Wade Stadium
Capacity: 33,941
Coach: Ted Roof
Record at DU: 4-12 (2 years)
Career Record: 4-12 (2 years)
Conference: Atlantic Coast
'04 Record/ACC Record: 2-9/1-7
Letterwinners Returning/Lost: 47/22
Starters Returning/Lost: 15/10
Football Contact: Art Chase
Phone/Fax: (919) 684-2633/(919) 684-2489
E-mail: chasea@duke.edu
Website: www.goduke.com



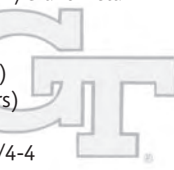
Ohio (at Tech 9/17/05)

Location: Athens, Ohio
Stadium: Peden Stadium
Capacity: 24,000
Coach: Frank Solich
Record at OU: 0-0 (1st year)
Career Record: 58-19 (6 years)
Conference: Mid-American
'04 Record: 4-7
Letterwinners Returning/Lost: 38/21
Starters Returning/Lost: 17/9
Football Contact: Jim Stephan
Phone/Fax: (740) 593-1298/(740) 597-1838
E-mail: Stephan@ohio.edu
Website: www.ohiobobcats.com



Georgia Tech (at Tech 9/24/05)

Location: Atlanta, Ga.
Stadium: Bobby Dodd Stadium/Grant Field
Capacity: 55,000
Coach: Chan Gailey
Record at GT: 21-17 (3 years)
Career Record: 45-28 (6 years)
Conference: Atlantic Coast
'04 Record/ACC Record: 7-5/4-4
Letterwinners Returning/Lost: 42/19
Starters Returning/Lost: 16/8
Football Contact: Allison George
Phone/Fax: (404) 894-6283/(404) 894-1248
E-mail: ageorge@at.gtaa.gatech.edu
Website: www.ramblinwreck.com



West Virginia (Tech visits 10/1/05)

Location: Morgantown, W. Va.
Stadium: Mountaineer Field at Milan Puskar Stadium
Capacity: 60,000
Coach: Rich Rodriguez
Record at WVU: 28-20 (4 years)
Career Record: 73-56-2 (12 years)
Conference: BIG EAST
'04 Record: 8-4
Letterwinners Returning/Lost: 41/26
Starters Returning/Lost: 12/10
Football Contact: Shelly Poe
Phone/Fax: (304) 293-2821/(304) 293-4105
E-mail: shelly.poe@mail.wvu.edu
Website: www.MSNsportsNET.com



Marshall (at Tech 10/8/05)

Location: Huntington, W. Va.
Stadium: Joan C. Edwards Stadium
Capacity: 38,019
Coach: Mark Snyder
Record at MU: 0-0 (1st year)
Career Record: 0-0 (1st year)
Conference: Mid-American
'04 Record: 6-6
Letterwinners Returning/Lost: 35/25
Starters Returning/Lost: 7/16
Football Contact: Randy Burnside
Phone/Fax: (304) 696-4660/(304) 696-2325
E-mail: burnsid2@marshall.edu
Website: www.herdzone.com



Maryland (Tech visits 10/20/05)

Location: College Park, Md.
Stadium: Byrd Stadium
Capacity: 51,500
Coach: Ralph Friedgen
Record at UM: 36-14 (4 years)
Career Record: 36-14 (4 years)
Conference: Atlantic Coast
'04 Record/ACC Record: 5-6/3-5
Letterwinners Returning/Lost: 39/21
Starters Returning/Lost: 12/10
Football Contact: Greg Creese
Phone/Fax: (301) 314-7065/(301) 314-9094
E-mail: gcreese@umd.edu
Website: www.umterps.com



Boston College (at Tech 10/27/05)

Location: Chestnut Hill, Mass.
Stadium: Alumni Stadium
Capacity: 44,500
Coach: Tom O'Brien
Record at BC: 57-39
Career Record: 57-39
Conference: Atlantic Coast
'04 Record: 9-3
Letterwinners Returning/Lost: 38/15
Starters Returning/Lost: 11/11
Football Contact: Chris Cameron
Phone/Fax: (617) 552-3004/(617) 552-4903
E-mail: cameroch@bc.edu
Website: www.bceagles.com



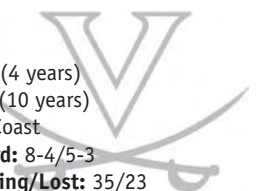
Miami (at Tech 11/5/05)

Location: Coral Gables, Fla.
Stadium: Orange Bowl
Capacity: 72,319
Coach: Larry Coker
Record at UM: 44-6 (4 years)
Career Record: 44-6 (4 years)
Conference: Atlantic Coast
'04 Record/ACC Record: 9-3/5-3
Letterwinners Returning/Lost: 60/18
Starters Returning/Lost: 15/7
Football Contact: Rick Korch
Phone/Fax: (305) 284-3249/(305) 284-2807
E-mail: rkorch@miami.edu
Website: www.hurricanesports.com



Virginia (Tech visits 11/19/05)

Location: Charlottesville, Va.
Stadium: Carl Smith Center, home of David A. Harrison III Field at Scott Stadium
Capacity: 61,500
Coach: Al Groh
Record at UVa: 30-21 (4 years)
Career Record: 56-61 (10 years)
Conference: Atlantic Coast
'04 Record/ACC Record: 8-4/5-3
Letterwinners Returning/Lost: 35/23
Starters Returning/Lost: 12/10
Football Contact: Michael Colley
Phone/Fax: (434) 982-5500/(434) 982-5525
E-mail: mcc7k@virginia.edu
Website: www.virginiasports.com



North Carolina (at Tech 11/26/05)

Location: Chapel Hill, N.C.
Stadium: Kenan Stadium
Capacity: 60,000
Coach: John Bunting
Record at UNC: 19-30
Career Record: 57-44-2
Conference: Atlantic Coast
'04 Record/ACC Record: 6-6/5-3
Letterwinners Returning/Lost: 46/22
Starters Returning/Lost: 14/8
Football Contact: Kevin Best
Phone/Fax: (919) 962-8916/(919) 962-2123
E-mail: kbest@uncaa.unc.edu
Website: www.tarheelblue.com



Series vs. 2005 Opponents

NC State

Tech leads 23-18-4

1900	aW	18-	2
1902	hW	11-	6
1903	hW	21-	0
1906	nW2	6-	0
1908	nL4	5-	6
1909	nW4	18-	5
1910	nL4	3-	5
1911	nW4	3-	0
1914	nW4	3-	0
1916	nW4	40-	0
1917	nT4	7-	7
1918	nW4	25-	0
1919	nL4	0-	3
1920	nL17	6-	14
1921	nW4	7-	3
1922	nW4	24-	0
1923	nW4	16-	0
1924	aL	3-	6
1925	hT	0-	0
1934	nW21	7-	6
1935	nL21	0-	6
1936	aL	0-	13
1937	aL	7-	13
1938	hW	7-	0
1941	nW5	14-	13
1945	aL	0-	6
1946	hW	14-	6
1949	nL4	13-	14
1950	aL	6-	34
1951	hL	14-	19
1954	hW	30-	21
1955	nW6	34-	26
1956	nW4	35-	6
1957	nL1	0-	12
1958	aT	14-	14
1959	nL4	13-	15
1960	aL	14-	29
1963	aL	7-	13
1964	hW	28-	19
1986	nW24	25-	24
1989	aW	25-	23
1990	hW	20-	16
1991	aL	0-	7
1992	hT	13-	13
2004	hL	16-	17

Duke

Duke leads 7-5-0

1937	nL15	0-	25
1938	nL15	0-	18
1948	nL1	0-	7
1949	aL	7-	55
1950	nL5	6-	47
1951	nL4	6-	55
1969	nW4	48-	12
1981	aL	7-	14
1982	aW	22-	21
1983	hW	27-	14
1984	hW	27-	0
2004	hW	41-	17

Ohio

Tech leads 2-0-0

1971	hW	37-	29
1972	aW	53-	21

Georgia Tech

Series tied 1-1-0

1990	aL	3-	6
2004	aW	34-	20

West Virginia

WVU leads 28-21-1

1912	hW	41-	0
1915	aL	0-	19
1916	nL16	0-	20
1917	nL13	3-	27
1952	aL	7-	27
1953	nL6	7-	12
1957	aL	0-	14
1958	nL2	20-	21
1959	aW	12-	0
1960	nW2	15-	0
1961	aL	0-	28
1962	nL2	0-	14
1963	aW	28-	3
1964	hL	10-	23
1965	aL	22-	31
1966	hT	13-	13
1967	aW	20-	7
1968	hW	27-	12
1973	aL	10-	24
1974	hL	21-	22
1975	aL	7-	10
1976	hW	24-	7
1977	aL	14-	20
1978	hW	16-	3
1979	aL	23-	34
1980	hW	34-	11
1981	aL	6-	27
1982	hL	6-	16
1983	aL	0-	13
1984	hL	7-	14
1985	aL	9-	24
1986	hW	13-	7
1987	aL	16-	28
1988	hL	10-	22
1989	aW	12-	10
1990	hW	26-	21
1991	aW	20-	14
1992	hL	7-	16
1993	aL	13-	14
1994	hW	34-	6
1995	aW	27-	0
1996	hW	31-	14
1997	aL	17-	30
1998	hW	27-	13
1999	aW	22-	20
2000	hW	48-	20
2001	aW	35-	0
2002	hL	18-	21
2003	aL	7-	28
2004	hW	19-	13

Marshall

Tech leads 6-2-0

1913	hW	47-	0
1914	hW	54-	6
1939	aL	0-	20
1940	aL	7-	13

1951	nW6	18-	12
1952	nW6	19-	14
1953	nW6	7-	0
2002	hW	47-	21

Maryland

Maryland leads 15-12-0

1919	aW	6-	0
1920	hL	0-	7
1921	aL	7-	10
1922	hW	21-	0
1923	nW18	16-	7
1924	nW18	12-	0
1925	nW18	3-	0
1926	nW4	24-	8
1927	nL4	7-	13
1928	nW4	9-	6
1929	nL4	0-	24
1930	nL4	7-	13
1931	hL	0-	20
1932	aW	23-	0
1933	nW4	14-	0
1934	nL4	9-	14
1935	aL	0-	7
1936	nL1	0-	6
1945	hW	21-	13
1946	aL	0-	6
1947	hL	19-	21
1948	aL	0-	28
1949	hL	7-	34
1950	aL	7-	63
1990	aL	13-	20
1993	hW	55-	28
2004	hW	55-	6

Boston College

Tech leads 8-3-0

1993	aL	34-	48
1994	aW	12-	7
1995	hL	14-	20
1996	aW	45-	7
1997	hW	17-	7
1998	aW	17-	0
1999	hW	38-	14
2000	aW	48-	34
2001	hW	34-	20
2002	aW	28-	23
2003	hL	27-	34

Miami

Miami leads 15-7-0

1953	aL	0-	26
1966	nL26	7-	14
1967	hL	7-	14
1968	aL	8-	13
1974	aL	7-	14
1980	nL24	10-	20

1981	aL	14-	21
1982	hL	8-	14
1987	aL	13-	27
1992	hL	23-	43
1993	aL	2-	21
1994	aL	3-	24
1995	hW	13-	7
1996	aW	21-	7
1997	hW	27-	25
1998	aW (ot)	27-	20
1999	hW	43-	10
2000	aL	21-	41
2001	hL	24-	26
2002	aL	45-	56
2003	hW	31-	7
2004	aW	16-	10

Virginia

Tech leads 44-37-5

1895	aL	0-	38
1896	aL	0-	44
1899	aL	0-	28
1900	aL	5-	17
1901	hL	0-	16
1902	aL	0-	6
1903	nL2	0-	21
1904	nL2	0-	5
1905	aW	11-	0
1923	aW	6-	3
1924	hL	0-	6
1925	aL	0-	10
1926	hW	6-	0
1927	aL	0-	7
1928	hW	20-	0
1929	aW	32-	12
1930	hW	34-	13
1931	aT	0-	0
1932	hW	13-	0
1933	aT	6-	6
1934	hW	19-	6
1935	aT	0-	0
1936	hW	7-	6
1937	aW	14-	7
1938	hL	6-	14
1939	aW	13-	0
1940	nW4	6-	0
1941	nL4	0-	34
1942	nW4	20-	14
1945	nL1	13-	31
1946	nT1	21-	21
1947	nL1	7-	41
1948	nL1	0-	28
1949	nL1	0-	26
1950	nL1	6-	45
1951	nL1	0-	33
1952	nL1	0-	42
1953	aW	20-	6
1954	nW1	6-	0
1955	nW1	17-	13
1956	nW1	14-	7

North Carolina

Tech leads 13-9-6

1895	nL9	5-	32
1896	nT10	0-	0
1897	nW10	4-	0
1898	nL5	6-	28
1900	aT	0-	0
1902	nT1	0-	0
1903	nW4	21-	0
1904	hL	0-	6
1905	nW2	35-	6
1906	nT2	0-	0
1907	nW2	20-	6
1908	nW2	10-	0
1909	nW2	15-	0
1910	nW2	20-	0
1911	nT2	0-	0
1912	nW19	26-	0
1913	nW5	14-	7
1916	nW1	14-	7
1918	aW	18-	7
1928	aW	16-	14
1929	aL	13-	38
1930	hL	21-	39
1938	aL	0-	7
1939	nL4	6-	13
1945	nL1	0-	14
1946	aT	14-	14
1998	nL25	3-	42
2004	aW	27-	24

Neutral Sites

- | | | |
|------------------------|------------------------|------------------------|
| 1. Roanoke | 10. Danville | 19. Raleigh, N.C. |
| 2. Richmond | 11. Knoxville, Tenn. | 20. Orlando, Fla. |
| 3. Lynchburg | 12. Columbia, S.C. | 21. Portsmouth |
| 4. Norfolk | 13. Huntington, W. Va. | 22. Alexandria |
| 5. Winston-Salem, N.C. | 14. Birmingham, Ala. | 23. Baltimore, Md. |
| 6. Bluefield, W. Va. | 15. Greensboro, N.C. | 24. Atlanta, Ga. |
| 7. Bedford | 16. Charleston, W. Va. | 25. Jacksonville, Fla. |
| 8. Staunton | 17. Louisville, Ky. | 26. Memphis, Tenn. |
| 9. Charlotte, N.C. | 18. Washington, D.C. | |

Conference Bowl Ties

Rose Bowl presented by Citibank

John M. Dorger, Executive Director
Rose Bowl
391 South Orange Grove Blvd.
Pasadena, California 91184
jdorger@rosemail.org
kash@rosemail.org
626/449-4100
FAX: 626/449-9066
Facility: The Rose Bowl (91,000)
Sponsor: Citibank




FedEx Orange Bowl

Keith R. Tribble, Executive Director
Orange Bowl Committee
Suite 590
703 Waterford Way
Miami, Florida 33126
ktribble@orangebowl.org
cmarcher@orangebowl.org
305/341-4700
FAX: 305/341-4750
Pro Player Stadium (75,172)
Sponsor: Federal Express



Nokia Sugar Bowl

Paul J. Hoolahan, Executive Director
The Sugar Bowl Committee
1500 Sugar Bowl Drive
New Orleans, Louisiana 70112
paulh@sugarbowl.gs.net
504/525-8573
FAX: 504/525-4867
Louisiana Superdome (75,000)
Sponsor: Nokia Mobile Telephones



The ACC champion will participate in one of three BCS bowls (Orange, Sugar or Fiesta), unless ranked Nos. 1 or 2 in the final BCS poll. Those teams will play in the Rose Bowl for the national championship.

Tostitos Fiesta Bowl


John Junker, President/CEO
Arizona Sports Foundation
120 South Ash Avenue
Tempe, Arizona 85281
jjunker@fiestabowl.org
480/350-0900
FAX: 480/350-0916
Facility: Sun Devil Stadium (73,471)
Title Sponsor: Frito Lay



The ACC also has agreements with these bowls:


Toyota Gator Bowl

Richard M. Catlett, President
Toyota Motor Sales/Southeast
One Gator Bowl Boulevard
Jacksonville, Florida 32202
rcatman@gatorbowl.com
904/798-1700
FAX: 904/632-2080
Facility: Alltel Stadium (73,000)
Title Sponsor: Toyota Motor Sales of America




Chick-Fil-A Peach Bowl

Gary P. Stokan, President
235 Andrew Young International Boulevard
Atlanta, Georgia 30303
gstokan@macoc.com
404/586-8500
FAX: 404/586-8508
Facility: Georgia Dome (71,500)
Title Sponsor: Chick-Fil-A



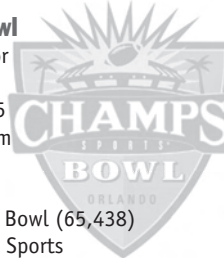
Meineke Car Care Bowl

Ken Haines, Executive VP and COO, Raycom
2815 Coliseum Centre Drive
Suite 200
Charlotte, North Carolina 28217
khaines@raycomsports.com
704/378-4400
FAX: 704/378-4465
Facility: Ericsson Stadium (73,637)
Title Sponsor: Meineke Car Care Centers



Champs Sports Bowl

Dylan Thomas, Director
One Citrus Bowl Place
Orlando, Florida 32805
dthomas@fcsports.com
407/423-2476
FAX: 407/425-8451
Facility: Florida Citrus Bowl (65,438)
Title Sponsor: Champs Sports



MPC Computers Bowl

Gary Beck, Executive Director
Lower Lobby C
1109 Main Street
Boise, ID 83702
glbeck@qwest.net
208/424-1011
FAX: 208/424-1121
Facility: Bronco Stadium (30,000)
Title Sponsor: MPC Computers



Division I-A Football Bowl Games for 2005-06

Date	Bowl	Matchup	Site	TV	Time	Web Site	Venue
Dec. 20	New Orleans Bowl	Sun Belt champ vs. C-USA	New Orleans, La.	ESPN2	8 p.m.	neworleansbowl.com	Louisiana Superdome
Dec. 21	GMAC Bowl	C-USA No. 2 vs. MAC or WAC	Mobile, Ala.	ESPN	8 p.m.	gmacbowl.com	Ladd Peebles Stadium
Dec. 22	Poinsettia Bowl	MWC vs. At-Large	San Diego, Calif.	ESPN2	TBA	holidaybowl.com/poinsettibowl.htm	Qualcomm Stadium
Dec. 22	Las Vegas Bowl	MWC vs. Pac-10 No. 5	Las Vegas, Nev.	ESPN	8 p.m.	lvbowl.com	Sam Boyd Stadium
Dec. 23	Fort Worth Bowl	Big 12 No. 8 vs. C-USA No. 4	Fort Worth, Texas	ESPN	6 p.m.	fwbowl.com	Amon G. Carter Stadium
Dec. 24	Hawaii Bowl	C-USA No. 3 vs. WAC	Honolulu, Hawaii	ESPN	8:30 p.m.	sportsticker.com/hawaiibowl	Aloha Stadium
Dec. 26	Motor City Bowl	MAC vs. Big Ten No. 7	Detroit, Mich.	ESPN	5:30 p.m.	motorcitybowl.com	USA Pontiac Silverdome
Dec. 27	Champs Sports Bowl	ACC No. 4 or 5 vs. Big 12 No. 7	Orlando, Fla.	ESPN	5 p.m.	fcsbowls.com	Florida Citrus Bowl
Dec. 27	Insight Bowl	Big East vs. Pac-10 No. 4	Phoenix, Ariz.	ESPN	TBA	insightbowl.com	Bank One Ballpark
Dec. 28	MPC Computers Bowl	WAC vs. ACC No. 6	Boise, Idaho	ESPN	4:30 p.m.	mpcbowl.com	Bronco Stadium
Dec. 28	Alamo Bowl	Big Ten No. 4 vs. Big 12 No. 4	San Antonio, Texas	ESPN	8 p.m.	alamobowl.com	Alomodome
Dec. 29	Emerald Bowl	MWC vs. Pac 10 No. 6	San Francisco, Calif.	ESPN	4:30 p.m.	sfbowl.com	SBC Park
Dec. 29	Holiday Bowl	Pac-10 No. 2 vs. Big 12 No. 3	San Diego, Calif.	ESPN	8 p.m.	holidaybowl.com	Qualcomm Stadium
Dec. 30	Music City Bowl	Big Ten No. 6 vs. SEC No. 6 or 7	Nashville, Tenn.	ESPN	Noon	musiccitybowl.com	The Coliseum
Dec. 30	Sun Bowl	Big Ten No. 5 vs. Pac-10 No. 3	El Paso, Texas	CBS	12 p.m.	sunbowl.com	Sun Bowl
Dec. 30	Independence Bowl	Big 12 vs. SEC	Shreveport, La.	ESPN	3:30 p.m.	independencebowl.org	Independence Bowl
Dec. 30	Peach Bowl	ACC No. 3 vs. SEC	Atlanta, Ga.	ESPN	7:30 p.m.	peachbowl.com	Georgia Dome
Dec. 31	Meineke Car Care Bowl	Big East vs. ACC	Charlotte, N.C.	ESPN2	11 a.m.	meinekecarcarebowl.com	Bank of America Stadium
Dec. 31	Liberty Bowl	C-USA No. 1 vs. TBD	Memphis, Tenn.	ESPN	1 p.m.	libertybowl.org	Liberty Bowl
Dec. 31	Houston Bowl	SEC vs. Big 12 No. 5 or 6	Houston, Texas	ESPN2	2:30 p.m.	houstonbowl.net	Reliant Stadium
Jan. 2	Outback Bowl	Big Ten No. 3 vs. SEC	Tampa, Fla.	ESPN	11 a.m.	outbackbowl.com	Raymond James Stadium
Jan. 2	Cotton Bowl	Big 12 vs. SEC	Dallas, Texas	FOX	11 a.m.	cottonbowl.org	Cotton Bowl
Jan. 2	Gator Bowl	Big East No. 2 vs. ACC No. 2	Jacksonville, Fla.	NBC	12:30 p.m.	gatorbowl.com	Alltel Stadium
Jan. 2	Capital One Bowl	Big Ten No. 2 vs. SEC No. 2	Orlando, Fla.	ABC	1 p.m.	fcsbowls.com	Citrus Bowl
Jan. 2	Fiesta Bowl	BCS vs. BCS	Tempe, Ariz.	ABC	TBA	tostitosfiestabowl.com	Sun Devil Stadium
Jan. 2	Sugar Bowl	BCS vs. BCS	New Orleans, La.	ABC	8:30 p.m.	nokiasugarbowl.com	Louisiana Superdome
Jan. 3	Orange Bowl	BCS vs. BCS	Miami, Fla.	ABC	8 p.m.	orangebowl.org	Pro Player Stadium
Jan. 4	Rose Bowl	BCS No. 1 vs. BCS No. 2	Pasadena, Calif.	ABC	8 p.m.	tournamentofroses.com	Rose Bowl

Bold indicates ACC tie-in