

VIRGINIA TECH

2005
FOOTBALL

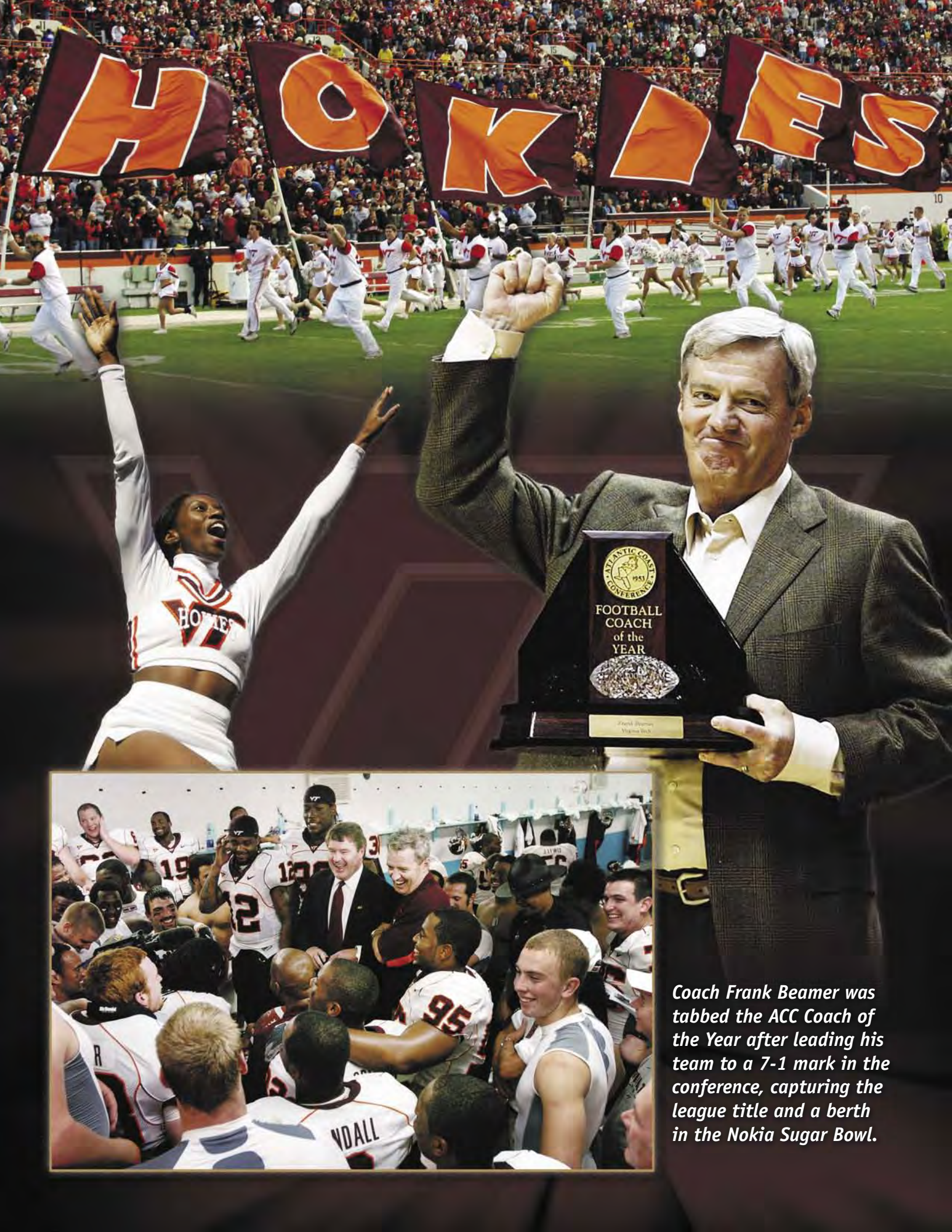
Jeff
King

Darryl
Tapp

Jimmy
Williams

Will
Montgomery





Coach Frank Beamer was tabbed the ACC Coach of the Year after leading his team to a 7-1 mark in the conference, capturing the league title and a berth in the Nokia Sugar Bowl.

VIRGINIA TECH

Quick Facts

Location: Blacksburg, Va.
Founded: 1872
Enrollment: 28,000
President: Dr. Charles W. Steger
Athletic Director: Jim Weaver
Office Phone: (540) 231-3977
Faculty Chairman of Athletics: Dr. Larry Killough
Ticket Manager: Sandy Smith
Office Phone: (540) 231-6731
Nickname: Hokies
Colors: Chicago maroon and burnt orange
Conference: Atlantic Coast (Coastal Division)
Football Began: 1892
All-Time Football Record: 616-413-46 (111 seasons)
Stadium: Lane Stadium/Worsham Field
Capacity: 66,233
Turf: GreenTech ITM natural grass
Head Coach: Frank Beamer (Virginia Tech, '69)
Best Time To Contact: Through SID Office
Record at VT: 135-77-2 (18 years)
Overall Record: 177-100-4 (24 years)
2004 Record: 10-3 (including Sugar Bowl loss to Auburn)
Final Ranking: 10th (AP)
Conference Record (Finish): 7-1 (ACC champion)
Offensive System: Multiple
Defensive System: 4-3
Lettermen Returning: 42 (20 off., 20 def., 2 spec.)
Lettermen Lost: 21 (7 off., 11 def., 3 spec.)
Starters Returning: 14 (8 off., 6 def.)
Starters Lost: 8 (3 off., 5 def.)

2005 SCHEDULE

Day	Date	Opponent	Location	TV
Sun.	Sept. 4	at NC State	Raleigh, N.C.	ESPN2
Sat.	Sept. 10	at Duke	Durham, N.C.	JP/R
Sat.	Sept. 17	OHIO	Blacksburg, Va.	ESPNU
Sat.	Sept. 24	GEORGIA TECH*	Blacksburg, Va.	
Sat.	Oct. 1	at West Virginia	Morgantown, W. Va.	
Sat.	Oct. 8	MARSHALL (HC)	Blacksburg, Va.	
Thurs.	Oct. 20	at Maryland	College Park, Md.	ESPN
Thurs.	Oct. 27	BOSTON COLLEGE*	Blacksburg, Va.	ESPN
Sat.	Nov. 5	MIAMI*	Blacksburg, Va.	
Sat.	Nov. 19	at Virginia*	Charlottesville, Va.	
Sat.	Nov. 26	NORTH CAROLINA*	Blacksburg, Va.	
Sat.	Dec. 3	ACC Championship†	Jacksonville, Fla.	ABC

* Atlantic Coast Conference game

† champions of the Atlantic and Coastal Divisions

Additional TV & times to be announced

When the Hokies take the field in Blacksburg this fall, Lane Stadium will have a new look, but will still be a loud and raucous venue for college football

Contents and Credits

2005 Schedule, Quick Facts..... 1

Team United

A look at last year's ACC Champions as well as some of the aspects of Virginia Tech that come together to facilitate success 3-14

2005 Outlook

2005 Outlook 17-23
 Rosters 24-25
 Recruiting Class 25
 Lettermen/Returning Starters 26
 Depth Chart 26

Meet the Coaches

Frank Beamer 28-32
 BeamerBall 33
 Assistant Coaches 34-46
 Associate AD John Ballein 47
 Football Support Staff 48

Meet the Hokies

Player Profiles 50-94
 Pronunciation Guide 50
 Hokie Newcomers 95-98
 Tech's Walk-on Program 99-100

Student-Athlete Support

Academic Support Services 102-104
 Student Life 105-106
 Athletic Performance
 Strength & Conditioning 107-110
 Sport Psychology 111
 Sports Nutrition 112
 Sports Medicine 113-115
 Videography Department 116-117
 Radio Network, ISP 118-119
 Tech's Web site: hokiesports.com 120
 hokiesports the newspaper 120
 Athletic Fund (Hokie Club) 121
 Monogram Club 121
 NCAA Compliance 122

Facilities

Lane Stadium/Worsham Field 124-126
 Lane Stadium Series 126
 Lane Stadium Records 127
 Hokie Football Facilities 128-131
 Tech's Building Boom 132

2004 Season Review

Season in Review 134-137
 Tech in the 2004 NCAA Rankings 135
 2004 Start Chart 136
 Sugar Bowl Box Score 137
 2004 Statistics 138-139
 2004 Superlatives 140

The ACC & Opponents

ACC/Opponents Composite Schedule 142
 Virginia Tech Travel Headquarters 142
 The Atlantic Coast Conference 143-144
 ACC Team Rankings 145
 ACC Individual Honors 145
 ACC 2004 Statistics 146-147
 Opponents' Quick Facts & Media Info 148
 Series vs. 2005 Opponents 149
 2005-2006 Bowl Information 150

History & The Record Book

Scoring 152-153
 Tech's NCAA Marks 153
 Rushing 154-155
 Passing 156
 Pass Receiving 157
 Total Offense 158
 Interceptions 159
 Punt Returns 160
 Kickoff Returns 161
 Punting & Place-kickers 162
 Team Defense 163
 Individual Records 164
 Team Records 165
 Season Records 166-167
 Miscellaneous Records 167
 Last Time/Longest Yards 168
 Tech's National Award Winners 169
 Tech's All-Americans 170-171
 Retired Numbers & Jerseys 172
 Year-by-Year Scores 173-179
 Tech Coaching Records 179
 Tech and the AP Rankings 180
 Record vs. All Opponents 181
 Tech's Bowl History 182-183
 Football Team Awards 184

Hokies in the Pros

Hokies in the Pros 186-190
 Tech Players in the NFL Draft 191
 Superbowl/Pro Bowl Hokies 192

The University

This Is Virginia Tech 194-196
 Town of Blacksburg 197
 President Charles Steger 198
 Director of Athletics Jim Weaver 198
 Athletics Management Staff 199
 Athletics Staff Directory 200

Media Information

Media Information 202-206
 Tech Sports Information Staff 203
 Driving Directions 204
 Campus Map 206
 Media Outlets 207
 Hokie Spirit 208

What Is a Hokie?

That's a frequently asked question in Virginia Tech athletics, and the answer leads all the way back to 1896 when Virginia Agricultural and Mechanical College changed its name to Virginia Polytechnic Institute. With the change came the necessity for writing a new cheer, and a contest for that purpose was held by the student body. Senior O.M. Stull won first prize for his "Hokie" yell which is still used today. Later, when asked if "Hokie" had any special meaning, Stull explained the word was solely the product of his imagination and was used only as an attention-getter for his yell. It soon became a nickname for all Virginia Tech teams and those people loyal to Tech athletics. The official school colors — Chicago maroon and burnt orange — also were introduced in 1896. They were chosen because they made a "unique combination" not worn elsewhere at the time.



The HokieBird — Tech's lovable mascot

Editor

Dave Smith

Contributing Editor

Bryan Johnston

Design/Production

Coordinator

Anne Panella

Design/Photo Coordinator

David Knachel

Contributors

Larry Hincer of the University Relations Office; Carrie Kirk of the President's Office
 John Holinka, Brent Hager,
 Laura Culbertson, Brian Schamus,
 Yolanda Faulkner, Ben Horton,
 Jimmy Robertson, Bill Roth,
 Damian Salas, Donna Smith,
 Pamela Linkous, Ed Moore, Doug Kern

Printing

Southern Printing Company
 Blacksburg, Va.

Photo Credits

Most of the pictures on the covers of this year's Virginia Tech Football Media Guide were taken by David Knachel, Tech assistant sports information director. Woody Veasey and Lee Coleman contributed others. The NFL photos were by various photographers.

Knachel also provided most of the photographs inside the book with special assistance from Veasey and Coleman. Other photographic contributors include Wire Image, Gene Dalton, John Cook, Jack Gaking and Wayne Scarberry of *The Roanoke Times*, Bill Setliff, Jim Baninger, Jim Hudelson, Greg L'Heureux, David Silverman, Tom Wolf, Robert L. Smith, Bryan Johnston, Damian Salas, Scott Cunningham, Dan Grogan, J.C. Ridley, Frank DiBrango, NFL Communications and the photographers of Virginia Tech Visual Communications. The aerial photos on pages 123 and 132 were taken by Mike Vordo, PFS, Inc. Special thanks to Jane Talbot of the University Photo Lab.

Virginia Tech does not discriminate against employees, students, or applicants on the basis of race, sex, disability, age, veteran status, national origin, sexual orientation, or political affiliation. Anyone having questions concerning discrimination should contact the Equal Employment Affirmative Action Office, 336 Burruss Hall, Blacksburg, VA, 24061-0216 or call (540) 231-7500

The Hokies: TEAM UNITED

*Virginia Tech combines great coaches,
talented athletes, outstanding
academics, state-of-the-art facilities,
and top-notch support personnel with
an exceptional university setting*

The Hokies are in their second year of wearing "Team • United" bands. The bands represent the teamwork and togetherness that has epitomized the success of Virginia Tech football over the past decade. The bands were also sold as a fundraiser around campus, on-line and at home games, raising nearly \$32,000 for United Way of Montgomery County, Radford & Floyd.

**2004
SUGAR**

The Hokies' 12th
bowl in a row

ACC Champions!

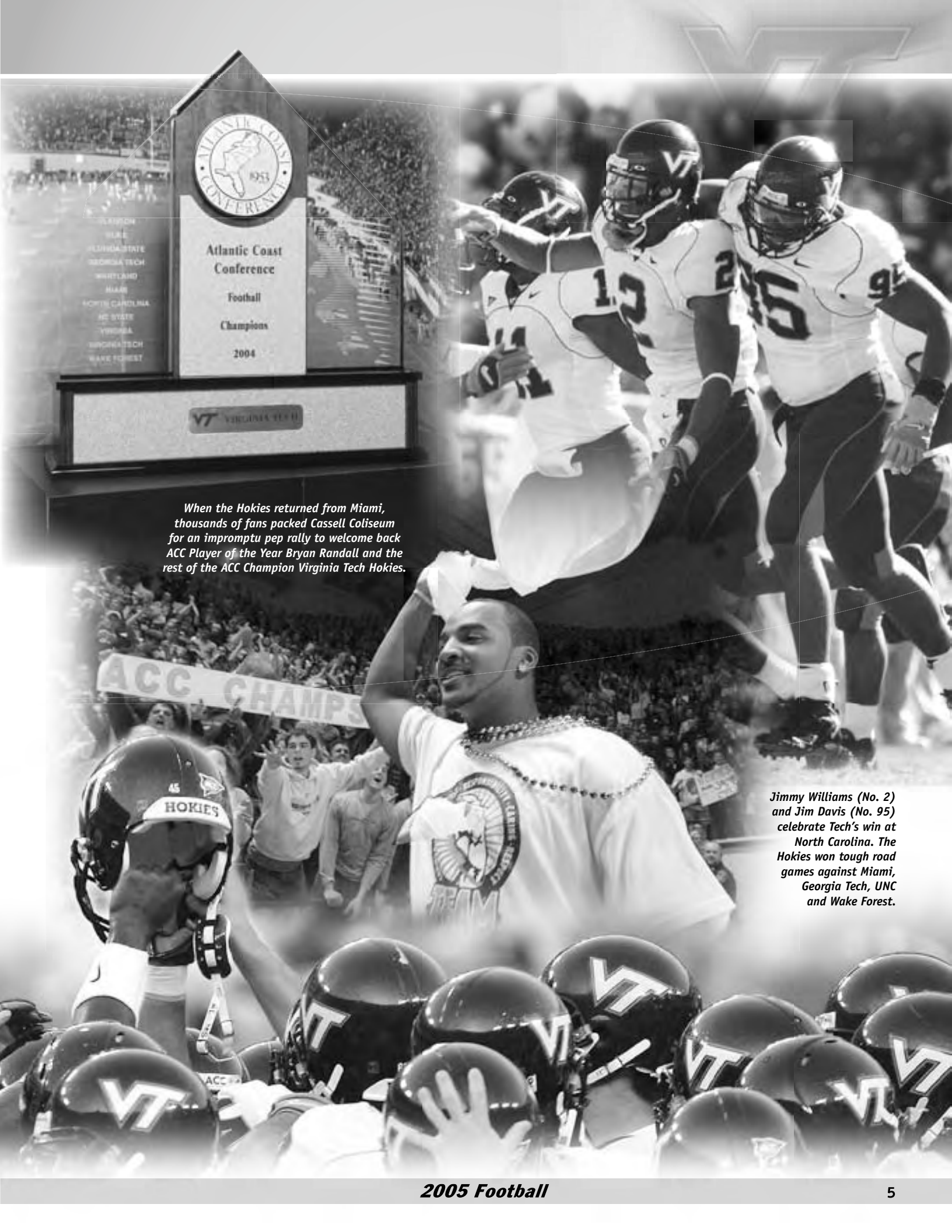
In Virginia Tech's first season as a member of the Atlantic Coast Conference, the Hokies won the league title



Virginia Tech had plenty of reasons to celebrate after beating sixth-ranked West Virginia and No. 16 Virginia at Lane Stadium/Worsham Field last year.

Eddie Royal (above) celebrates his game-winning touchdown catch in Tech's 16-10 win at the University of Miami. The win clinched the ACC title for the Hokies and led to a Gatorade bath for head coach Frank Beamer (top right).






When the Hokies returned from Miami, thousands of fans packed Cassell Coliseum for an impromptu pep rally to welcome back ACC Player of the Year Bryan Randall and the rest of the ACC Champion Virginia Tech Hokies.

Jimmy Williams (No. 2) and Jim Davis (No. 95) celebrate Tech's win at North Carolina. The Hokies won tough road games against Miami, Georgia Tech, UNC and Wake Forest.

Excellence in Academics



Pictured with Coach Frank Beamer (center) are 16 members of the 2005 Virginia Tech football team who have either graduated or are on track to graduate this year.

EXCELLENCE ... ON AND OFF THE FIELD

Virginia Tech takes great pride in the academic achievements of its student-athletes, and André Davis and Bryan Randall serve as great role models.

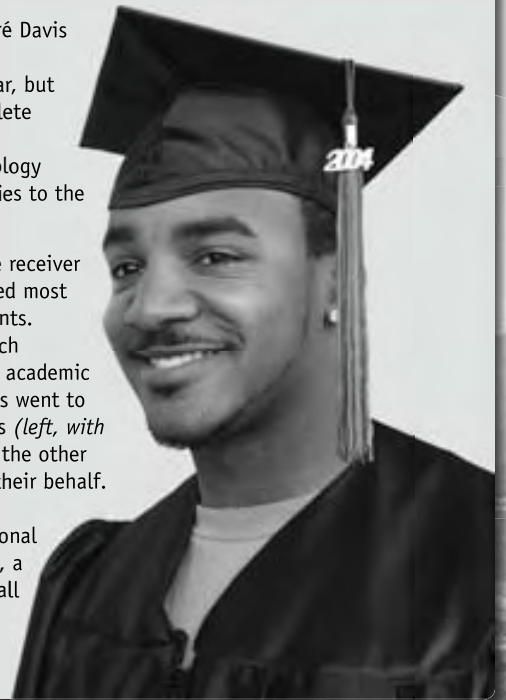
Randall (*right*) excelled as a record-breaking All-ACC quarterback and the ACC Player of the Year, but also got it done in the classroom. He was named to The National Football Foundation Scholar-Athlete Class of 2004 and received the Coach Eddie Robinson Scholar-Athlete Award.

Randall, who won the Dudley Award as the state's top player, graduated with a degree in sociology in three years and spent his final season working toward a graduate degree while leading the Hokies to the ACC title.



Though honored as an All-BIG EAST wide receiver and All-America punt returner, Davis collected most of his accolades for his academic achievements. He accepted the NCAA's Top VIII Award, which recognizes the student-athlete for athletics, academic achievement, character and leadership. Davis went to the NCAA Honors Dinner held in Indianapolis (*left, with receiver coach Tony Ball*) and was chosen by the other seven winners to speak to the audience on their behalf.

He earned an \$18,000 postgraduate scholarship which is handed out by the National Football Foundation to all 16 winners. Davis, a four-time member of the All-BIG EAST football academic team, was drafted in the second round of the NFL Draft by the Cleveland Browns in 2002.



Virginia Tech provides excellent academic opportunities and is a great place to learn and grow

- Virginia Tech Student Athlete Academic Support Services will be moving into a new state-of-the-art academic center in the west side of Lane Stadium this winter.
- Tech's athletic graduation rate is higher than the average overall graduation rate for all Division I universities and has risen significantly in the past few years.
- More than 85 percent of all Tech student-athletes who enrolled during the 10-year period from 1988-89 through 1997-98 and completed their eligibility, have graduated.

Lane Stadium/ Worsham Field

“Blacksburg is a place that has an absolute love affair with its football program. It’s a 100-percent crazy, loud stadium environment. You can go to places with 100,000 people and Tech’s stadium is just as loud, or louder, especially for night games.”

— ESPN’s Kirk Herbstreit



The spectacular west side expansion will add luxury suites, a state-of-the-art press box, a new President’s area, four private club seating areas, concession stands, a ticket office, athletic fund offices, an Athletics Hall of Fame and a student academic services area.

The South End Zone, completed prior to the 2002 season, helps give Tech a distinct home-field advantage.



In its 2005 preseason college football edition, The Sporting News ranked Virginia Tech as the top program in the Atlantic Coast Conference in terms of game day atmosphere and fans



Fans and players enjoy "The Walk" prior to home games.

National Exposure

The Hokies have earned media attention from coast-to-coast on the way to winning an ACC Championship, going to 12 straight bowl games, earning high national rankings and appearing in the national championship game

THE HOKIES ON TELEVISION

Overall Television Record.....	98-54.....	.645
Last Six Seasons	49-18.....	.731
Under Coach Beamer.....	84-42.....	.667
Home Television Record	52-17.....	.754
Virginia Tech on ESPN/ESPN2.....	39-13.....	.750



Virginia Tech has a tremendous following of loyal fans that has a reputation for travelling well for bowl games. Some of the 25,000 Hokies in New Orleans (top) joined the team for a Sugar Bowl pep rally. Even more impressive is the tremendous national and regional media contingent that follow the Hokies, as evidenced by the throng surrounding Coach Frank Beamer at a practice (above) and a press conference interview (right) with tailback Mike Imoh.





ESPN GameDay has made three visits to Blacksburg, and has appeared at two other Hokie games on the road.



Senior Jimmy Williams (right) enjoys a light moment with (from left) Boston College defensive end Mathias Kiwanuka, Tennessee defensive back Jason Allen and Southern California quarterback Matt Leinart at the 2005 Playboy Preseason All-America photo shoot in Phoenix this past May.

VIRGINIA TECH IN THE POLLS

During their run of 12 straight seasons earning a bowl bid, the Hokies have been regulars in the national polls.

Year	Final Record	Bowl Game	Highest Ranking	Final Ranking (Coaches/AP)
1993	9-3	Independence	20 (Coaches)	20/22
1994	8-4	Gator	10 (Coaches)	24/NR
1995	10-2	Sugar	9 (Coaches)	9/10
1996	10-2	Orange	9 (Coaches)	12/13
1997	7-5	Gator	12 (Coaches)	NR/NR
1998	9-3	Music City	10 (Coaches)	19/23
1999	11-1	Sugar	2 (both)	3/2
2000	11-1	Gator	2 (both)	6/6
2001	8-4	Gator	4 (Coaches)	18/18
2002	10-4	San Francisco	3 (both)	14/18
2003	8-5	Insight	3 (both)	NR/NR
2004	10-3	Sugar	9 (both)	10/10

• Virginia Tech has been ranked 10th or higher at some point during 10 of the past 12 seasons.

• The Hokies have finished in the Top 25 final poll 10 of the past 12 seasons, finished in the Top 10 four times and ended the 1999 season ranked No. 2 by The Associated Press.



The Virginia Tech team and individual players have received great publicity in the national sports media. Most recently, Jake Grove (right) won the Rimington Trophy in 2004 as the best center in the country. Tech players have also won the Outland Trophy, Lombardi Award, Nagurski Award and an ESPY — as the nation's top college player.



From Tech to the NFL



Former Hokies Bruce Smith and Michael Vick are two of the most exciting players in NFL history.



“It’s always great to have those [Virginia Tech] guys on the team. The recruiters go to Virginia Tech and they see how hard the guys work. There are a bunch of good guys who come out of that program.”


— Michael Vick



Former Tech players Kevin McCadam, Michael Vick, Keion Carpenter and DeAngelo Hall — now with the Atlanta Falcons — on the sidelines during the Hokies’ 34-20 victory at Georgia Tech last season.



In his rookie year in the NFL, Ernest Wilford made a game-winning TD catch for the Jacksonville Jaguars to beat Buffalo as time expired.



John Engelberger went from a walk-on to an NFL starter with the San Francisco 49ers thanks in part to the Virginia Tech coaching staff and the Hokies' strength and conditioning program.



When Virginia Tech's NFL prospects work out on campus inside Rector Field House, it's not uncommon to see representatives — even head coaches — from all 32 NFL teams in attendance.

Virginia Tech has proven to be a great place to develop the strength and skills necessary to play at the next level

NFL stars like Kevin Jones, who rushed for over 1,100 yards last year as a rookie for the Detroit Lions, come back to Tech to catch their Hokies in action.



Lee Suggs, who set an NCAA record by scoring a touchdown in 27 straight games, has gone on to success with the Cleveland Browns. In 2004, he led the team with 744 rushing yards. He had an NFL career-high 186 yards and two scores at Cincinnati in 2003.

A Bright Future

“As much excitement as we have had, and as much as we have accomplished in the last few years, I think our most exciting days are ahead of us!”

— Coach Frank Beamer

Tech's Frank Beamer was named the best head coach in the ACC by *The Sporting News* in its 2005 ACC Preview.

SNEAK PREVIEW

- **Virginia Tech:** Picked to finish first in the Coastal Division and ranked No. 4 in the nation by *The Sporting News*; Picked to finish first in the ACC Coastal Division and ranked No. 10 in the nation by *Athlon Sports*; Picked to win the Coastal Division by *Blue Ribbon College Football Yearbook*.
- **Jimmy Williams:** Preseason Jim Thorpe nominee; Chosen as a *Playboy* Preseason All-American; Named a preseason first-team All-American and the No. 1 cornerback in the nation by *The Sporting News*; Named preseason first-team All-American and first-team All-ACC by *Athlon Sports*; Named preseason first-team All-America and first-team All-ACC by *Blue Ribbon College Football Yearbook*.
- **Darryl Tapp:** Preseason Ted Hendricks Award nominee; Ranked the No. 6 defensive end in the nation by *The Sporting News*; Named a preseason first-team All-American and first-team All-ACC by *Athlon Sports*; Named a preseason first-team All-America and first-team All-ACC by *Blue Ribbon College Football Yearbook*.
- **Will Montgomery:** Ranked the No. 9 guard in the country by *The Sporting News*; Named a preseason first-team All-ACC pick by both *Athlon Sports* and *Blue Ribbon College Football Yearbook*.
- **Brandon Pace:** Preseason Lou Groza Award nominee; Ranked the No. 13 kicker in the nation by *The Sporting News*; Named preseason first-team All-ACC by *Athlon Sports*.
- **Jeff King:** Preseason John Mackey Award nominee; Ranked the No. 17 tight end in the country by *The Sporting News*; Named a preseason first-team All-ACC pick by both *Athlon Sports* and *Blue Ribbon College Football Yearbook*.
- Also earning preseason All-ACC second- and third-team honors are: OT Jimmy Martin (No. 17 offensive tackle in the nation by *The Sporting News*), TB Mike Imoh, WR Eddie Royal and DT Jonathan Lewis.



The 2005 OUTLOOK

Virginia Tech is looking to build on the momentum gained after winning the Atlantic Coast Conference title in its first year in the league

Senior defensive end Darryl Tapp, who is garnering preseason All-America honors, is one of six returning starters on defense for the Hokies. Tech's 2004 defensive squad was one of the nation's best and should combine with a talented offense to give the Hokies another shot at a conference title.



**2003
INSIGHT**

11th bowl of
12 in a row

The 2005 Season Outlook

A Quick Glance

Virginia Tech returns 14 starters — eight on offense and six on defense — from a squad that finished 10-3 last season, ranked No. 10 in both national polls, captured the ACC title and made a trip to the Sugar Bowl for the program's 12th-straight bowl appearance.

Gone from last year's team are a number of key figures, none bigger than quarterback Bryan Randall, who was named the ACC Player of the Year for his clutch play and outstanding leadership. Defensive tackle Jim Davis, the heart of a Tech defense that ranked among the top 10 teams nationally in seven categories, is also gone, along with leading tackler Mikal Baaqee and three starting members of the defensive secondary.

Where The Hokies Stand

When preseason practice opens, the key goals for head coach Frank Beamer and his staff will include finalizing the starters and firming up the depth along the offensive and defensive lines and at the safety positions. There is also a need for a backup at the boundary corner, as well as some questions to be answered at fullback.

"Those are the things we need to get squared away," Beamer says. "I think we have established a good starting point, but it remains to be seen what this team is going to be like. We need to see how hard we work during the summer and how dedicated we are when we come back in the fall for our preseason practices."

Strong Points

Offensively, Tech has to solidify its line, but when you start talking about the tight ends, the wide outs and the running backs — the skill, speed and ability at those positions is very good.

Defensively, the Hokies are going to be fast, and that's the way they like it. Beamer hopes to be able to rotate two teams into the game to keep the defense fresh. When the Hokies have been able to do that, they have been at their best.

Early Decision

By naming his starting quarterback after spring practice, Beamer averted a summer of questions and allowed redshirt junior **Marcus Vick** the opportunity to get established. Vick started the spring as the No. 3 man on the depth chart, after sitting


out the 2004 season. He worked his way to the top during the 15 spring practice sessions, edging out sophomore **Sean Glennon** in a close race. Redshirt freshman **Cory Holt** was also in the running until being sidelined by a shoulder injury.

"After evaluating the spring game, as well as our whole spring practice, we felt that it was appropriate to name Marcus the starter for our football team," Beamer said. "I think Marcus had an excellent spring. He has the ability to make some big plays and did so throughout the spring."

Beamer is hoping the move will give Vick a chance to establish a leadership role.

"I think going into the summer workouts is a good time for Marcus to be the leader and take control of the team," Beamer points out. "I thought last summer Bryan Randall did a great job of taking control of the team and we would like for Marcus to do the same thing."

Beamer feels good about the Hokies' quarterback



Marcus Vick

position, especially with the presence of Glennon. The 6-3 Glennon served as the backup to Randall last season as a freshman and has put a lot of time and effort into learning the Tech system.

"We have a lot of confidence in Sean Glennon," Beamer says. "He is very capable and very smart. Sean is a critical part of this football team."

Overall, the quarterback position will feature six players when 2005 recruits **Ike Whitaker** and **Greg Boone** report for practice. Walk-on **Grant Throckmorton**, who joined the team last year, rounds out the candidates. Vick is the only one of the six who is shorter than 6-foot-3.

Déjà Vu?

After winning the Atlantic Coast Conference Championship in its first season as a member, Virginia Tech's football team finds itself facing high expectations from fans and media alike, heading into the 2005 season.

The Hokies don't have to look far to see what happened the last time they entered a season that was surrounded by such high expectations. In 2003, a star-studded Tech team that was ranked ninth in the preseason Associated Press poll got blinded by the hype and lost its focus, along with four of its last five games. One of that team's victories in a 7-1 start was a 31-7 win over No. 2-ranked Miami.

With that in mind, Beamer's 2005 Hokies aren't likely to be talking about the hype.

"The only thing we need to be concerned about," Beamer says, "is getting to practice every day, getting a little bit better as a football team and playing well on Saturday. The rankings and expectations may make good conversation, but the bottom line is how you perform in the fall and how the injury situation goes during the season."

Offensive Line




Jason Murphy

RETURNERS

No.	Name	Cl.	Pos.
	Mason Baggett	Jr.	OT
61	Reggie Butler	Sr.	OT
57	Tripp Carroll	r-So.	C
	Rashad Ferebee	Sr.	OG
74	Bandon Frye	r-Jr.	OT
77	Brandon Gore	r-Jr.	OG
	Zac Lowe	Jr.	OG
67	Nick Marshman	r-Fr.	OT
52	Jimmy Martin	Sr.	OT
69	Danny McGrath	r-Jr.	C
66	Will Montgomery	r-Sr.	OG/C
72	Jason Murphy	r-Sr.	OG
58	Ryan Shuman	r-Fr.	C
51	Matt Welsh	r-Fr.	OT

NEWCOMERS

No.	Name	Cl.	Pos.
79	Eric Davis	Fr.	OT
64	Richard Graham	Fr.	OT
76	Brandon Holland	Fr.	OG
65	Robert Norris	Fr.	OG
63	Antonio North	Fr.	OG



Jimmy Martin

Headlines

• Three starters return for **Bryan Stinespring** from a line that led an offense that averaged 178.2 rushing yards, 187.3 passing yards and 30.8 points per game last year.

• **Jimmy Martin** has started 32 games in a row at tackle, the longest active streak on the team heading into the season.

• **Will Montgomery** makes the move from center back to guard after starting all 13 games a year ago in the middle.

The Players

Right Tackle

REGGIE BUTLER — The leader at the position going into the fall, but has not won the job ... Has got the experience, knowledge and strength but there is going to have to be consistency for him to be the starting tackle for every game ... Coaches are looking for that higher level of consistency from him.

NICK MARSHMAN — Has got all of the abilities but he doesn't have the experience ... Has a chance to win the position, but needs a great preseason camp.

Right Guard

JASON MURPHY — Helped out a lot last year when moved into the starting line up ... Brings a lot of athleticism up front ... Is a guy who can create some opportunities to move the ball and create some running lanes.

Center

DANNY McGRATH — Had a good off-season ... Enters the fall as the No. 1 man at center, but has to re-establish himself once fall practice starts.

RYAN SHUMAN — Coaches think he has a bright future ... Between him and McGrath, the ability to handle that center spot is going to be important for the Hokies.

Left Guard

WILL MONTGOMERY — Will be the starting left guard ... Is Tech's best guard and its best center ... From top to bottom, is probably Tech's best offensive lineman ... Gives Stinespring the opportunity to be flexible in terms of moving people around.

BRANDON GORE — Had an excellent spring ... Will battle for time at both guard positions

... Helped out on special teams, but is ready to help out on offense this season ... Is backing up at left guard ... Is a big part of Tech's game plan ... May be working toward being in the starting five ... If he is, then Stinespring can move Montgomery back to the center.

Left Tackle

JIMMY MARTIN — Is a guy who can protect the quarterback's back side ... An athletic offensive lineman ... Is a key player for the Hokies this season ... Coaches are looking for him to take his game to a higher level.

BRANDON FRYE — Will serve as the top back-up to Martin ... Needs

to continue to improve his game if he wants to be a contributor.

Stinespring on His Newcomers

"We are going to try to get a couple of them ready to play. I have talked to **Antonio North** from the very beginning of recruiting. I anticipate him to be an interior guy who will come in and play. We will give him surely one of the quicker looks. Obviously we have prep schooler **Brandon Holland**. We will see what happens when he gets here. There are a couple of guys such as **Eric Davis**, **Richard Graham** and **Robert Norris** we have looked at for an interior standpoint and we would like to see if we can get them ready to play."

Coach Stinespring on the Line

"My attitude has been that the success of our offense is going to be directly related to the play of our offensive line. We have to continue to grow up front, both individually and as a group. We took some steps this spring, but, we still have a way to go. I keep trying to tell people how finely tuned an offensive line has to be. It's five players who have to completely be on the same page. It's five thinking and acting and moving as one. When it's right, it's beautiful. When it's wrong, it's ugly."

Receivers and Tight Ends

Headlines

• Five of the top six receivers are returnees and four have started at least one game.

• Last year, as freshmen, the quartet of **Eddie Royal**, **Josh Morgan**, **Josh Hyman** and **Justin Harper** combined for 75 catches, 1,391 yards and 12 touchdowns.

• **Jeff King**, who spent his winter playing with the Tech basketball team, returns as one of the best tight ends in the nation. Last year, he caught 25 passes for 304 yards and four scores, earning All-ACC honors.


The Players

Split End

JOSH HYMAN — The leader at the position going into the fall ... Started 12 games last year, catching 27 passes for a team-leading 491 yards and five scores ... Coaches want him to work extremely hard on improving his speed.

JOSH MORGAN — Coming off a big Sugar Bowl where he caught two long touchdowns ... Caught 15 passes last year as a true freshman, for 346 yards and three touchdowns ... Battled some injuries in the offseason and needs a good summer of preparation to catch up.

JUSTIN HARPER — Will make the move to split end to provide depth ... Can play both spots ... Caught five passes for 84 yards and a score last year ... Coaches want him to attack the



David Clowney

weight room and develop mental toughness this summer.

Flanker

EDDIE ROYAL — Missed the spring after undergoing surgery to relieve compartment syndrome in his leg ... Started 11 games last year, catching a team-high 28

passes ... Scored three TDs on 470 yards receiving.

DAVID CLOWNEY — The fastest of the receivers, running a 4.33 40-yard dash in the spring ... Caught 20 passes for 263 yards and two scores last year ... Will be a big part of the receiving

RETURNERS

No.	Name	Cl.	Pos.
89	Duane Brown	r-So.	TE
87	David Clowney	Jr.	FL
82	Jeremy Gilchrist	r-Fr.	FL
81	Justin Harper	So.	SE
19	Josh Hyman	r-So.	SE
90	Jeff King	r-Sr.	TE
43	John Kinzer	r-So.	TE
17	Josh Morgan	So.	SE
4	Eddie Royal	So.	FL

NEWCOMERS

No.	Name	Cl.	Pos.
	Justin Born	So.	SE
	Todd Nolen	Fr.	SE
85	Ed Wang	Fr.	TE
83	Sam Wheeler	Fr.	TE

corps ... Established himself as a leader of the receiver group this past spring.

JEREMY GILCHRIST — A redshirt freshman who has a great set of hands ... Has some catching up to do, but has the potential ... Understands the game and picked up the offense quicker than coaches expected.

Tight End

JEFF KING — A Mackey Award nominee ... Started all 13 games last year, catching 25 passes for 304 yards and four touchdowns ... A senior leader for a young group.

DUANE BROWN — Had an excellent spring ... Played in 13 games a year ago, mostly on special teams ... Caught three passes for 64 yards and a score ... Will be used a lot in the two-tight end set.

Cochair Ball on the Receivers

"We have a young and talented group and I hope they do a good job this summer in getting better at the things we touched on this spring. We have the potential, but we have to make some strides in understanding what teams are trying to do against us. I expect us to be a productive group, but we have to keep working to get better."

Cochair Pearman on the Tight Ends

"I felt going into the spring we needed to develop some really good play and consistent play out of kids like Duane Brown. I also wanted to see if John Kinzer could help us in some type of capacity. Obviously, we're counting on Jeff King to have another big year for us and to be a leader on offense. They all need a good summer of running routes, catching balls, coming in and out of cuts and doing as much work on their own that they can do."

Pearman on

His Newcomers

"We are looking forward to bringing in **Sam Wheeler** and **Ed Wang** and seeing what they can do. That will give us a good and strong nucleus group of guys who can compete and push each other. The luxury at this position we might have is that they can sit, watch and soak a year. Not to say that they will, but it will be interesting to see."

Running Backs and Quarterbacks

Headlines

• **Marcus Vick** returns after missing all of the 2004 season. He was elevated to the No. 1 spot following spring practice.

• Four talented tailbacks will battle for playing time. Returners **Mike Imoh** and **Cedric Humes** combined to rush for 1,411 yards and score 11 touchdowns a year ago.

• **George Bell** and **Branden Ore** are a pair of redshirt freshmen who made a lot of noise this past spring and have put themselves in a position to see playing time.

The Players

Tailback

MIKE IMOH — Enters the fall as the co-No. 1 tailback with Humes ... Started nine games last year, rushing for 780 yards and six scores ... A small back who is deceptively quick and strong.

CEDRIC HUMES — Finished the season strong after starting slow ... Rushed for 631 yards and five scores ... Fully recovered, both mentally and physically, from the broken leg he suffered in the spring of 2004.


BRANDEN ORE — Enters the fall as the co-No. 2 with George Bell ... Has great quickness and speed ... Made some big plays this spring and has gotten better.

GEORGE BELL — Fully recovered from knee injury suffered in high school ... Pain free for the first time in years ... A big, strong and tough kid who is punishing when he runs the football ... Has become a really good blocker.

Fullback

JESSE ALLEN — Enters the fall as the No. 1 man, but will have to fight to keep the spot ... Had another record-breaking offseason in the weight room ... Earned a scholarship this past spring.

CARLTON WEATHERFORD — A walk-on who gives great effort all the time ... Will battle for playing time ... Comes after you every chance he gets ... Catches



Cedric Humes

the ball well coming out of the backfield.

Quarterback

MARCUS VICK — Returns to the field after a troubled 2004 ... Enters the fall as the No. 1 man at quarterback ... Has never started a college game, but still has everyone excited ... Last action was the 2003 Insight Bowl, where he caught a touchdown pass as a receiver ... Threw for 475 yards, two scores and five interceptions as

a freshman ... Still must work to gain the trust of his teammates and coaches.

SEAN GLENNON — Enters as the No. 2 man, but will still push for playing time ... Is bigger, stronger, faster and has improved on his mechanics ... Has to make more plays in the passing game such as throwing the ball accurately and making plays when they are there to be made ... Threw for 137 yards and two scores last year.

Coach Hite on the Running Backs

"Honestly, I feel good about our tailback spot. Those four guys can all play. I am very lucky to have four guys like that at this position. I realize that you better have that many with the way we play our game. Going into fall practice, there is still competition going on. I am going to play the best one.

"I also feel good about both of my guys at fullback. This spring, both of them became physical fullbacks. They attack people every rep they're in there. They knew they were going to have limited reps this spring because that is the way our offense is right now. I was really pleased with both of them in the way they performed."

Coach Rogers on the Quarterbacks

"Marcus Vick pure and simple made plays. It is black and white. In our five graded scrimmages, in terms of completion percentage, yardage gained, interceptions thrown and touchdown passes that were significant, Marcus had better numbers. Marcus is our No. 1 heading into preseason, but I need all of the guys to have great summers. I want them to really establish themselves in the weight room with Coach Gentry. I want them to develop a leadership mentality and step up front in drills."

RETURNERS

No.	Name	Cl.	Pos.
37	Jesse Allen	r-Jr.	FB
34	George Bell	r-Fr.	TB
44	John Candelas	Sr.	TB
7	Sean Glennon	So.	QB
	Billy Gorham	So.	FB
12	Cory Holt	r-Fr.	QB
32	Cedric Humes	r-Sr.	TB
20	Mike Imoh	Sr.	TB
28	Branden Ore	r-Fr.	TB
14	Grant Throckmorton	r-So.	QB
5	Marcus Vick	r-Jr.	QB
39	Carlton Weatherford	r-So.	FB

NEWCOMERS

No.	Name	Cl.	Pos.
8	Greg Boone	Fr.	QB
45	Kenny Jefferson	Fr.	FB
38	Elan Lewis	Fr.	TB
3	Ike Whitaker	Fr.	QB

CORY HOLT — Was sidelined for much of the spring with an injury ... A talented player who has coaches excited to watch his progress.

Hite on His Newcomers

"I don't have a problem playing a freshman at all of my positions. If **Elan Lewis** comes in and he is first, second or third, he will obviously see some action next year. If he is not competing with those guys then there is a possibility of redshirting him. **Kenny Jefferson** was a fullback and an outstanding wrestler. I have had so much success with fullbacks who have been wrestlers because they understand leverage and body control. I can see him fitting in our plans next year. I think he can compete with the guys we have there right now."

Rogers on His Newcomers

"We have every intent on redshirting both **Greg Boone** and **Ike Whitaker** and I think that is what they expect. In terms of an objective evaluation, I can't think of any school in the country with two better incoming freshmen than we have."


Defensive Line

RETURNERS

No.	Name	Cl.	Pos.
59	Barry Booker	r-So.	DT
96	Noland Burchette	r-Jr.	DE
60	Chris Burnett	r-Jr.	DT
49	Chris Ellis	r-So.	DE
	Greg Kezmarsky	Sr.	DE
	Scott King	So.	DT
56	Jonathan Lewis	Sr.	DT
91	Orion Martin	r-Fr.	DE
99	Carlton Powell	r-So.	DT
75	Kory Robertson	r-So.	DT
71	Tim Sandidge	r-Sr.	DT
	Watson Stelly	So.	DT
55	Darryl Tapp	Sr.	DE
41	Jordan Trott	r-Sr.	DE

NEWCOMERS

No.	Name	Cl.	Pos.
	Steven Friday	Fr.	DE
	Hivera Green	Fr.	DE
70	Sergio Render	Fr.	DT
	Cordarrow Thompson	Fr.	DT
94	William Wall	Fr.	DE



Noland Burchette

Headlines

• The Hokies will miss Jim Davis, who spent much of his Tech career at end before taking over one of the tackle positions last fall. Davis was a force from the inside and played a key role in the Hokies' success. This season, **Darryl Tapp** could be used on occasion in the same type of role.

• Tapp was named the defense's top leader during spring practice, but it was **Chris Ellis** who commanded the most attention. The sophomore end won the team's defensive MVP award with his exceptional play.

• Senior tackle **Jonathan Lewis** has started 29 consecutive games, the longest streak among Tech's current defensive players. Lewis leads the Hokies' returning tackles in career sacks with 11.

The Players

Ends

DARRYL TAPP — This explosive play-maker will be looked to for leadership on a defensive unit that could feature as many as six sophomore starters ... He finished third on the team in tackles last year with 60 and topped the Hokies in tackles for

loss (16.5), sacks (8.5) and hurries (23) ... He also intercepted a pass and blocked a kick on the way to first-team All-ACC honors.

NOLAND BURCHETTE — Got the starting nod in 12 games last season, but may share more time with Tapp and Ellis in a three-man rotation at the two end positions this year ... Missed time in the spring due to a triceps injury, but will be ready to go when practice resumes.

CHRIS ELLIS — Became more of a presence against the run with his physical play during the spring ... Combines size with speed to rank as one of the team's top pass rushers ... His rapid development may allow Tech to experiment with Tapp at tackle.

Tackles

JONATHAN LEWIS — Moved into the starting lineup for the last three games of his freshman year and has been there ever since ... Became more of a pass rushing presence last season and continued to be a force during the spring ... Had 40 tackles, 11 tackles for loss and five sacks last year to go with 14 QB hurries.

Coach Wiles on the Line

"We've got great competition. Right now, we feel we have three starters at defensive end with **Darryl Tapp**, **Noland Burchette** and **Chris Ellis** back. We just need to bring along a fourth end who we think can compete against the upper echelon of the ACC.

"At tackle, we feel good about **Jonathan Lewis** and **Carlton Powell** going into the fall, but we must continue developing our depth."

CARLTON POWELL — Last year as a freshman, he gave the Hokies solid play as a backup to Jim Davis ... Moved into the starting nose tackle spot with a good spring performance that saw him earn the top hustler award on the defense.

TIM SANDIDGE — An experienced player who has worked hard to get himself ready to have a good senior season ... Moved into the No. 2 spot at nose tackle on the strength of his spring showing ... Saw some starting duty during each of his first two seasons.

BARRY BOOKER — Moved into the backup spot behind

Lewis after enjoying his best spring since coming to Tech ... Coaches attribute his improvement to his work in the strength and conditioning program ... Has become a more physical player at the point of attack.

Wiles on His Newcomers

"All of our young kids are going to get a hard look this fall. We are going to play the best guys, and if we can get another guy in that two-deep who is better than what we've got, then we want to do it."

Linebackers

Headlines

- Two of the three starting linebackers from last year return, including redshirt freshman **Vince Hall**, who ranked second on the team in tackles with 64. Hall was named the ACC Defensive Freshman of the Year by *The Sporting News*.

- Gone from last year's squad is starting backer Mikal Baaqee, who led the team in tackles in 2004 and 2002, and finished third in 2003.


- The **Warren brothers, Blake and Brett**, are listed as the top backups at the two inside linebacker spots and could see some playing time side-by-side. Their father, Don, played 14 years for the Washington Redskins.

The Players

Mike Linebacker

VINCE HALL — Proved to be one of the top freshmen in the ACC last season after starting 12 games at the mike spot ... Posted 10 tackles against Virginia and eight versus Miami on the way to 64 total tackles ... A tough defender against the run who is becoming a complete linebacker after making strides in the passing game during the spring.

BRETT WARREN — Is No. 2 after making the most progress among the linebackers during spring practice ... Still needs to improve



James Anderson

against the passing game, but he has a great nose for the football ... Lettered for his play on special teams last year as a true freshman.

XAVIER ADIBI — Made a remarkable recovery last season after suffering a torn tendon in his right biceps muscle in the first game ... Returned for the Hokies' last six games and made an impact ... Is ready to move into the starting lineup following a productive spring in the weight room and on the field ... He has all the skills to become a special player.

BLAKE WARREN — An experienced performer who will be counted on for leadership and productive play ... Has shown play-making ability and the coaches are hoping to see that on a more consistent basis this fall ... Posted 28 tackles last season and intercepted two passes, one of which he returned 46 yards for a touchdown against Florida A&M.

RETURNERS

No.	Name	Cl.	Pos.
11	Xavier Adibi	r-So.	ILB
42	James Anderson	r-Sr.	OLB
6	Andrew Bowman	r-Fr.	ILB
13	Corey Gordon	r-So.	OLB
	Chad Grimm	Jr.	OLB
9	Vince Hall	r-So.	ILB
	Jonas Houseright	r-Fr.	OLB
35	Stevie Ray Lloyd	r-So.	OLB
36	Aaron Rouse	r-Jr.	OLB
80	Purnell Sturdivant	r-Fr.	ILB
40	Blake Warren	r-Sr.	ILB
33	Brett Warren	So.	ILB

NEWCOMERS

No.	Name	Cl.	Pos.
	Deveon Simmons	Fr.	ILB
	Demetrius Taylor	Fr.	ILB

Whip Linebacker

JAMES ANDERSON — Returns for his second year as the starter at whip ... Was seventh on the team in tackles last season with 48 ... Also contributed an interception and 6.5 tackles behind the line ... Has quietly become one of the Hokies' best defenders through hard work ... An award-winning strength and conditioning athlete.

AARON ROUSE — An outstanding athlete who shared time with Anderson at whip last season and played well, registering 37 tackles ... He spent most of his time at rover during the spring and could end up starting at that position ... Even if he moves, he will still spend some time at the whip spot during games.

COREY GORDON — Will be a player to watch during the preseason after moving over from safety during the spring ... Made a good adjustment, which could ease Rouse's move to rover.

Foster on His Newcomers

"I'm anxious to see **Demetrius Taylor**. I think he's got some good physical skills for the mike position. As for **Deveon Simmons**, what a football player! He's a lot like Adibi. He's a heat-seeking missile that will run right through you."

Coach Foster on the ILBs

"I like the emergence of our young players at linebacker. I like the way they have played and I'm excited about the way they are progressing. **Xavier (Adibi)** and **Vince (Hall)** were as good of freshman linebackers as I've had since I've been here, and even though they are just going to be sophomores, I'm expecting them to be leaders for us."

Coach Cavanaugh on the OLBs

"**James Anderson** is everything you want in a player. Last year was his first year as a starter and he alternated every two series or so with **(Aaron) Rouse** and did a great job. He afforded us the opportunity to move Rouse to rover for some of the spring.

"**Corey Gordon's** move to whip turned out to be a positive move for him. He had a very good spring considering when we moved him and what he had to do. We sort of threw him in and he picked it up pretty well."

Defensive Secondary

Headlines

• Senior cornerback **Jimmy Williams** is the only returning starter in the secondary for the Hokies. Williams, a first-team All-ACC pick, considered entering the NFL Draft before opting to return. He has been listed as the top cornerback in the Division I-A ranks by *The Sporting News*.

• **Aaron Rouse** is being given a shot at the starting rover job after seeing considerable action at whip linebacker the past two seasons. Rouse worked at rover during the spring.

• Tech has ranked among the nation's top seven teams in interceptions five of the last seven seasons.

The Players

Boundary Corner

JIMMY WILLIAMS — Tech's most experienced player in the secondary after starting 13 games at free safety in 2003 and 13 games at the boundary cornerback spot last year ... Led the ACC in interceptions last season with five and was tied for third on the team in tackles with 60.

Cochair Ward on the Secondary

"Overall, I think we have a chance to be good. After losing Eric (Green) and Vinnie (Fuller), there were some big questions about who would take over the field corner and free safety positions. Coming out of spring practice, I really feel like we made great strides at the free safety spot by moving **D.J. Parker** there and having **Justin Hamilton**. At field corner, we moved **Roland Minor** over from his backup spot at boundary corner and he had a great spring. We feel good about him playing the field corner, as well as **Brandon Flowers**. We are going to be fine at the boundary corner because **Jimmy (Williams)** is back. We just need to find a backup for him."

Cochair Cavanaugh on the Rovers

"I purposely kept **Aaron Rouse** at rover most of the spring to give him as many reps as I possibly could. He's good against the run. Will he be a good enough pass defender for that position? That's what we need to know.

"I thought **Cary Wade** had a good spring. He had good run support and played the pass pretty well. He's at home at the position and I've been impressed with him."

RETURNERS

No.	Name	Cl.	Pos.
21	Chris Ceasar	r-Jr.	CB
18	Brandon Flowers	r-Fr.	CB
27	Justin Hamilton	r-Sr.	FS
	Ryan Hash	r-Jr.	CB
26	Kent Hicks	r-Fr.	FS
31	Brenden Hill	r-Jr.	FS
47	Theodore Miller	r-Fr.	CB
15	Roland Minor	r-So.	CB
25	D.J. Parker	So.	FS
22	Robert Parker	r-Jr.	FS
	Jake Patten	Jr.	FS
48	Cory Price	Jr.	CB
36	Aaron Rouse	r-Jr.	ROV
30	Cary Wade	r-Jr.	ROV
24	D.J. Walton	r-Sr.	ROV
2	Jimmy Williams	Sr.	CB

NEWCOMERS

No.	Name	Cl.	Pos.
	Jahre Cheeseman	Fr.	CB
1	Victor Harris	Fr.	CB
	Cam Martin	Fr.	FS
	Dorian Porch	Fr.	CB
	Stephan Virgil	Fr.	CB

Field Corner

ROLAND MINOR — Is the leading candidate for the starting field corner job after backing up Williams at the boundary spot last season ... Intercepted two passes in the Georgia Tech game, returning one 64 yards for a


touchdown ... Turned in the second-fastest time among the DBs in the forty during spring testing at 4.35.

BRANDON FLOWERS — Could push Minor for the starting duties at field corner ... Returned an interception for a touchdown in his first game, but also suffered a season-ending injury ... Received a medical redshirt ... One of two defensive players to earn top newcomer honors last spring.

Free Safety

D.J. PARKER — Finished the spring with a slight edge in the battle for the starting free safety job ... Was moved to the position from cornerback, where he saw some action last season as a true freshman.

JUSTIN HAMILTON — Is expected to resume his bid to win the starting duties at free safety when practice opens ... Was in the thick of the battle during the spring until suffering an ankle injury that required surgery ... A valuable athlete and leader who has contributed at several positions.



Roland Minor

Rover

AARON ROUSE — Moved over from whip linebacker during the spring and showed promise ... Has always been a solid performer against the run, but will have to show he can handle pass coverage to win the job.

CARY WADE — Will battle for the starting duties when practice opens after being named the Hokies' most improved defensive player during the spring ... Got a feel for the position last year as a backup.

D.J. WALTON — A senior who can provide solid depth ... Earned Super Iron Hokie honors during spring workouts.

Ward on His Newcomers

"There are some good freshmen coming in. I think all of the kids that we are bringing in have the potential to play ... not that they all will, but they are really good football players."

Special Teams

Coch Beamer on Special Teams

"I think **Brandon Pace** was good in the spring and with his work habits, I wouldn't expect anything but a great year from him on field goals.

"Our punting operation is going to be totally new, and that's such a critical part of the game that having two new guys in there is worrisome. But, I'll say this, I think that the talent of both the snappers and the punters is very good, so it also gives us hope that we could be even better."

Headlines

- Tech place-kicker **Brandon Pace** finished second in the ACC in scoring and was first among kickers with an average of 8.2 points per game. He also ranked tops in the league in field goals and 10th nationally.

- With four-year starters **Vinnie Burns** and **Travis Conway** gone, the Hokies will have a totally new look in the punting game this season. Burns set Tech career records for punts and punting yardage, while Conway's work as a snapper earned him a shot at the NFL.

- The Hokies ranked 15th nationally in kickoff returns last season.

The Players

Place-kickers

BRANDON PACE — Took over the place-kicking duties for the Hokies last season and led the team in scoring with 106 points, one shy of the school season mark for points kicking ... Was 21-for-27 on field goals and made 43 of his 44 extra-point attempts on the way to first-team All-ACC honors ... Was named Tech's most valuable specialist following spring practice.

JARED DEVELLI — Won the kickoff duties last season as a true freshman and will be the leading candidate for the job this fall ... Had 29 touchbacks on 69 kickoffs last season.

JUD DUNLEVY — Was a back up for placements and kickoffs last season ... Kicked off seven times ... Will compete for both jobs again this fall.

Punters

NIC SCHMITT — A talented kicker who concentrated mainly

on punting during the spring and was named the team's most improved specialist ... Showed consistency in his kicking motion ... Averaged 42 yards on seven punts during the spring game.

Snappers

NICK LEESON — Is the front-runner to handle the long snapping duties for the upcoming season ... Handled most of the

RETURNERS

No.	Name	Cl.	Pos.
98	Jared Develli	So.	PK
	Jud Dunlevy	r-So.	PK
53	Nick Leeson	r-Jr.	DS
54	Bart McMillin	r-So.	DS
46	Brandon Pace	r-Jr.	PK
23	Nic Schmitt	r-Jr.	P

NEWCOMERS

No.	Name	Cl.	Pos.
	Brent Bowden	Fr.	P



Nic Schmitt

snapping for field goals and PATs in 2003, but did not see action last year ... Has worked his way to Super Iron Hokie status in the weight room.

BART McMILLIN — Worked as a long-snapper during the spring and is expected to challenge for the starting duties this fall.

TRIPP CARROLL — Missed spring practice, but is still the top candidate to snap for field goals and PATs after doing a good job with those duties last season.

Returns

EDDIE ROYAL — An exceptional talent who led the team in both punt and kickoff returns last season ... Was also Tech's leader in pass receptions and all-purpose yards ... Averaged 11 yards per return on 25 punts and 28.8 yards on 12 kickoff returns ... Will be one of the top candidates for both duties again this fall.

MIKE IMO — Joined Royal on kickoff returns and was the No. 2 man for punt returns last season ... Was third nationally in kickoff returns in 2003 ... Will likely be one of a host of candidates for the two-deep duties on kickoffs.

Beamer on His Newcomers

"I think several of our incoming recruits are going to figure into this year's football team and one of those could be **Brent Bowden**. He is going to get a chance to compete for the punting duties."

Hokie Preseason Rosters

No.	Name	vl	Pos	DOB	Ht.	Wt.	Cl.	Hometown	High School	H.S. Coach
11	Xavier Adibi	1	LB	10/18/84	6-2	224	r-So.	Hampton, Va.	Phoebus	Bill Dee
37	Jesse Allen	1	FB	10/22/83	6-0	244	r-Jr.	Monson, Mass.	Pathfinder Regional	Chris Pope
42	James Anderson	3	LB	9/26/83	6-3	222	r-Sr.	Chesapeake, Va.	Deep Creek	David Cox
	Mason Baggett	-	OT	8/16/83	6-1	282	Jr.	Richmond, Va.	James River	Greg DeFrancesco
34	George Bell	-	TB	10/28/85	5-10	221	r-Fr.	Fayetteville, N.C.	Jack Britt	Richard Bailey
59	Barry Booker	-	DT	11/13/85	6-4	294	r-So.	Amherst, Va.	Amherst	Scott Abell
	Justin Born	-	WR	2/10/86	6-0	195	So.	Centreville, Va.	Westfield	Tom Verbanic
6	Andrew Bowman	-	LB	3/6/86	5-11	235	r-Fr.	Glen Allen, Va.	Hermitage	Patrick Kane
89	Duane Brown	1	TE	8/30/85	6-5	280	r-So.	Richmond, Va.	Hermitage	Patrick Kane
96	Noland Burchette	2	DE	3/23/83	6-2	252	r-Jr.	Richmond, Va.	Highland Springs	Scott Burton
60	Chris Burnett	-	DT	11/2/83	6-2	280	r-Jr.	Blue Ridge, Va.	Liberty-Bedford	Scott Abell
61	Reggie Butler	2	OT	8/21/82	6-6	344	Sr.	Keswick, Va.	Monticello	Brud Bicknell
44	John Candelas	-	TB	4/21/83	6-0	211	Sr.	Blacksburg, Va.	Blacksburg	Dave Crist
57	Tripp Carroll	1	OG	9/18/84	6-3	298	r-So.	Charlotte, N.C.	Andrew Jackson (Fla.)	Gil Carroll
21	Chris Ceasar	-	CB	12/20/82	5-11	178	r-Jr.	Delray Beach, Fla.	Spanish River	Bill Bretherick
87	David Clowney	2	FL	7/8/85	6-1	179	Jr.	Delray Beach, Fla.	Atlantic	Chris Bean
98	Jared Develli	1	PK	12/28/85	6-1	230	So.	Sterling, Va.	Park View	Charlie Pierce
	Jud Dunlevy	-	PK	10/9/84	5-10	183	r-So.	Roanoke Rapids, N.C.	Roanoke Rapids	Tim Bennett
49	Chris Ellis	1	DE	2/11/85	6-4	255	r-So.	Hampton, Va.	Bethel	Tracy Parker
63	Rashad Ferebee	-	OG	3/18/84	5-8	273	Sr.	Norfolk, Va.	Granby	Dave Hudak
18	Brandon Flowers†	-	CB	2/18/86	5-10	186	r-Fr.	Delray Beach, Fla.	Atlantic	Chris Bean
74	Brandon Frye	-	OT	1/23/83	6-4	292	r-Jr.	Myrtle Beach, S.C.	Myrtle Beach	Scott Early
82	Jeremy Gilchrist	-	FL	2/24/86	5-9	175	r-Fr.	Virginia Beach, Va.	Landstown	Chris Beatty
7	Sean Glennon	1	QB	9/5/85	6-3	215	So.	Centreville, Va.	Westfield	Tom Verbanic
13	Corey Gordon†	1	LB	6/9/84	6-2	220	r-So.	Gainesville, Fla.	Gainesville	Rick Swain
77	Brandon Gore	2	OG	11/7/83	6-5	340	r-Jr.	Warrenton, Va.	Liberty	Joe Trabucco
	Billy Gorham	-	FB	3/11/85	5-10	232	So.	Franco, Va.	Robert E. Lee	Gerry Pannoni
	Chad Grimm	-	LB	5/18/85	5-10	180	Jr.	Fairfax, Va.	Oakton	Pete Bendorf
9	Vince Hall	1	LB	12/3/84	6-0	246	r-So.	Chesapeake, Va.	Western Branch	Lew Johnston
27	Justin Hamilton	3	FS	9/17/82	6-3	230	r-Sr.	Clintwood, Va.	Clintwood	Bob Meade
81	Justin Harper†	1	SE	2/24/85	6-3	206	So.	Catawba, N.C.	Bandys	Randy Lowman
	Ryan Hash	1	CB	3/27/83	5-9	176	r-Jr.	Springfield, Va.	Robert E. Lee	Jerry Pannoni
26	Kent Hicks	-	FS	12/12/85	6-2	208	r-Fr.	Culpeper, Va.	Culpeper	Randy Bove
31	Brenden Hill	1	FS	7/7/84	6-2	197	r-Jr.	Newport News, Va.	Warwick	Tommy Reamon
12	Cory Holt†	-	QB	6/17/85	6-4	216	r-Fr.	Lexington, N.C.	Lexington	Billy Hunt
	Jonas Houseright	-	LB	5/17/85	5-11	192	r-Fr.	Gate City, Va.	Gate City	Nic Colobro
32	Cedric Humes	3	TB	8/7/83	6-1	233	r-Sr.	Virginia Beach, Va.	Princess Anne	Jeff Balance
19	Josh Hyman†	1	SE	4/18/83	5-11	188	r-So.	Chesapeake, Va.	Deep Creek	David Cox
20	Mike Imoh	2	TB	7/21/84	5-7	195	Sr.	Fairfax, Va.	Robinson	Mark Bendorf
	Greg Kezmarsky	-	DE	10/1/83	6-3	239	Sr.	Voorhees, N.J.	Eastern	Dan Spittal
90	Jeff King	3	TE	2/19/83	6-5	246	r-Sr.	Pulaski, Va.	Pulaski County	Joel Hicks
	Scott King	-	DT	8/26/85	6-0	274	So.	Radford, Va.	Radford	Norm Lineburg
43	John Kinzer	1	TE	8/23/84	6-2	257	r-So.	Fairfax, Va.	Robinson	Mark Bendorf
53	Nick Leeson	1	DS	10/29/82	6-1	255	r-Jr.	Abingdon, Va.	Abingdon	Scott Allen
56	Jonathan Lewis	3	DT	7/12/84	6-1	308	Sr.	Richmond, Va.	Varina	Gary Chilcoat

2005 Numerical Roster

2	Jimmy Williams.....	CB	24	D.J. Walton.....	ROV	44	John Candelas.....	TB	67	Nick Marshman.....	OT
4	Eddie Royal.....	FL	25	D.J. Parker.....	FS	46	Brandon Pace.....	PK	69	Danny McGrath.....	C
5	Marcus Vick.....	QB	26	Kent Hicks.....	FS	47	Theodore Miller.....	CB	71	Tim Sandidge.....	DT
6	Andrew Bowman.....	LB	27	Justin Hamilton.....	FS	48	Cory Price.....	CB	72	Jason Murphy.....	OG
7	Sean Glennon.....	QB	28	Branden Ore.....	TB	49	Chris Ellis.....	DE	74	Brandon Frye.....	OT
9	Vince Hall.....	LB	30	Cary Wade.....	ROV	51	Matt Welsh.....	OG	75	Kory Robertson.....	DT
11	Xavier Adibi.....	LB	31	Brenden Hill.....	FS	52	Jimmy Martin.....	OT	77	Brandon Gore.....	OG
12	Cory Holt.....	QB	32	Cedric Humes.....	TB	53	Nick Leeson.....	DS	80	Purnell Sturdivant.....	ROV
13	Corey Gordon.....	LB	33	Brett Warren.....	LB	54	Bart McMillin.....	DS	81	Justin Harper.....	SE
14	Grant Throckmorton.....	QB	34	George Bell.....	TB	55	Darryl Tapp.....	DE	82	Jeremy Gilchrist.....	FL
15	Roland Minor.....	CB	35	Stevie Ray Lloyd.....	LB	56	Jonathan Lewis.....	DT	87	David Clowney.....	FL
17	Josh Morgan.....	SE	36	Aaron Rouse.....	ROV/LB	57	Tripp Carroll.....	OG	89	Duane Brown.....	TE
18	Brandon Flowers.....	CB	37	Jesse Allen.....	FB	58	Ryan Shuman.....	C	90	Jeff King.....	TE
19	Josh Hyman.....	SE	39	Carlton Weatherford.....	FB	59	Barry Booker.....	DT	91	Orion Martin.....	DE
20	Mike Imoh.....	TB	40	Blake Warren.....	LB	60	Chris Burnett.....	DT	96	Noland Burchette.....	DE
21	Chris Ceasar.....	CB	41	Jordan Trott.....	DE	61	Reggie Butler.....	OT	98	Jared Develli.....	PK
22	Robert Parker.....	FS	42	James Anderson.....	LB	63	Rashad Ferebee.....	OG	99	Carlton Powell.....	DT
23	Nic Schmitt.....	P/PK	43	John Kinzer.....	TE	66	Will Montgomery.....	OG/C			

Virginia Tech's 2005 Football Recruiting Class



Name	Position	Ht.	Wt.	Last School	Hometown
Greg Boone	Quarterback	6-4	240	Oscar Smith	Chesapeake, Va.
Brent Bowden	Punter	6-2	180	Westfield	Chantilly, Va.
Jahre Cheeseman	Cornerback	5-9	180	Eastern	Voorhees, N.J.
Eric Davis	Offensive Tackle	6-7	315	West Springfield	Lorton, Va.
Steven Friday	Defensive End	6-4	215	Phoebus	Hampton, Va.
Richard Graham	Offensive Tackle	6-6	255	St. Christopher's	Richmond, Va.
Hivera Green	Defensive Tackle	6-5	258	Conway	Conway, S.C.
Victor Harris	Defensive Back	6-0	180	Highland Springs	Highland Springs, Va.
Brandon Holland	Offensive Line	6-4	285	Hargrave	Roanoke, Va.
Kenneth Jefferson	Fullback	5-10	230	DeMatha Catholic	Port Tobacco, Md.
Elan Lewis	Tailback	5-8	210	Phoebus	Hampton, Va.
Cameron Martin	Safety	6-1	180	George Washington (Danville)	Martinsville, Va.
Todd Nolen	Receiver	6-3	175	Hampton	Hampton, Va.
Robert Norris	Offensive Line	6-4	300	DeMatha Catholic	Cheltenham, Md.
Antonio North	Offensive Line	6-4	310	North Stafford	Stafford, Va.
Dorian Porch	Cornerback	5-11	180	Gordon Central	Calhoun, Ga.
Sergio Render	Defensive Tackle	6-4	290	Newnan	Newnan, Ga.
Deveon Simmons	Linebacker	6-0	221	Landstown	Virginia Beach, Va.
Demetrius Taylor	Linebacker	6-1	220	Kellam	Virginia Beach, Va.
Cordarrow Thompson	Defensive Tackle	6-2	318	North Stafford	Stafford, Va.
Stephan Virgil	Cornerback	5-11	165	Rocky Mount	Rocky Mount, N.C.
William Wall	Defensive End	6-3	255	Hargrave	Washington, D.C.
Ed Wang	Tight End	6-5	260	Stone Bridge	Ashburn, Va.
Sam Wheeler	Tight End	6-3	240	Hargrave	Blacksburg, Va.
Ike Whitaker	Quarterback	6-4	200	Northwest	Germantown, Md.

No.	Name	vl	Pos	DOB	Ht.	Wt.	CL.	Hometown	High School	H.S. Coach
35	Stevie Ray Lloyd	1	LB	4/9/85	5-11	235	r-So.	Lynchburg, Va.	Jefferson Forest	Terry Smith
	Zac Lowe	-	OG	12/25/84	6-1	273	Jr.	Bridgewater, Va.	Turner Ashby	Joe Taylor
67	Nick Marshman	-	OT	2/13/85	6-5	346	r-Fr.	Harrisonburg, Va.	Turner Ashby	Joe Taylor
52	Jimmy Martin†	3	OT	10/19/82	6-5	305	Sr.	Chantilly, Va.	Chantilly	Bob Herb
91	Orion Martin††	-	DE	9/2/85	6-1	243	r-Fr.	Martinsville, Va.	George Washington	Everett Woods
69	Danny McGrath	-	C	3/19/83	6-2	283	r-Jr.	Herndon, Va.	Herndon	Tom Meier
54	Bart McMillin	-	DS	2/25/85	6-0	218	r-So.	Bristol, Tenn.	Tennessee	Greg Stubbs
47	Theodore Miller	-	CB	3/6/85	6-2	179	r-Fr.	Washington, D.C.	H.D. Woodson	Greg Fuller
15	Roland Minor	1	CB	8/1/84	6-0	198	r-So.	Washington, D.C.	H.D. Woodson	Greg Fuller
66	Will Montgomery	2	OG/C	2/13/83	6-3	301	r-Sr.	Clifton, Va.	Centreville	Mike Skinner
17	Josh Morgan‡	1	SE	6/20/85	6-1	210	So.	Washington, D.C.	H.D. Woodson	Greg Fuller
72	Jason Murphy	2	OG	8/7/82	6-2	303	r-Sr.	Baltimore, Md.	Edmondson Westside	Pete Pompey
28	Branden Ore	-	TB	2/17/86	5-11	207	r-Fr.	Chesapeake, Va.	Indian River	Cadillac Harris
46	Brandon Pace	2	PK	11/11/83	5-10	199	r-Jr.	Virginia Beach, Va.	Kellam	Chris Dewitt
25	D.J. Parker†	1	FS	4/18/85	5-11	181	So.	Hampton, Va.	Phoebus	Bill Dee
22	Robert Parker	1	FS	3/10/84	6-1	212	r-Jr.	Chesapeake, Va.	Oscar Smith	Bill Lyons
	Jake Patten	-	FS	9/30/84	6-0	207	Jr.	Chantilly, Va.	Chantilly	Ken Kincaid
	Devin Perez‡	-	FB	6/1/85	5-7	240	r-Fr.	Sparta, N.J.	Pope John XXIII	Vic Paternostro
99	Carlton Powell	1	DT	8/14/85	6-2	285	r-So.	Chesapeake, Va.	Great Bridge	Noble Palmer
48	Cory Price	-	CB	4/9/85	5-11	184	Jr.	Blacksburg, Va.	Blacksburg	Dave Crist
75	Kory Robertson	-	DT	12/12/84	6-2	331	r-So.	Martinsville, Va.	Magna Vista	Joe Beckelheimer
36	Aaron Rouse	2	ROV/LB	1/8/84	6-3	222	r-Jr.	Virginia Beach, Va.	First Colonial	Sam Scarborough
4	Eddie Royal	1	FL	5/21/86	5-10	174	So.	Herndon, Va.	Westfield	Tom Verbanic
71	Tim Sandidge	3	DT	6/12/83	6-1	310	r-Sr.	Madison Heights, Va.	Amherst County	Mickey Crouch
23	Nic Schmitt	-	P/PK	1/5/84	6-1	254	r-Jr.	Salem, Va.	Salem	Willis White
58	Ryan Shuman	-	C	7/8/86	6-3	290	r-Fr.	Fork Union, Va.	Fork Union	Mickey Sullivan
	Watson Stelly†	-	OT	4/12/85	6-1	270	So.	Richmond, Va.	Benedictine	Gene Smith
80	Purnell Sturdivant	-	ROV	3/19/86	5-10	209	r-Fr.	Norfolk, Va.	Lake Taylor	Hank Sawyer
55	Darryl Tapp	3	DE	9/13/84	6-1	268	Sr.	Chesapeake, Va.	Deep Creek	David Cox
14	Grant Throckmorton	-	QB	10/27/84	6-3	217	r-So.	Wytheville, Va.	George Wythe	Donnie Pruitt
41	Jordan Trott	2	DE	6/26/83	6-4	249	r-Sr.	Torrance, Calif.	Loyola	Steve Grady
5	Marcus Vick	1	QB	3/20/84	6-0	212	r-Jr.	Newport News, Va.	Warwick	Tommy Reamon
30	Cary Wade	2	ROV	5/12/84	5-10	184	r-Jr.	Fairfax, Va.	Robinson	Mark Bendorf
24	D.J. Walton	1	ROV	10/19/82	5-10	193	r-Sr.	Woodbridge, Va.	C.D. Hyllton	Bill Brown
40	Blake Warren	3	LB	10/10/82	6-3	238	r-Sr.	Clifton, Va.	Centreville	Mike Skinner
33	Brett Warren	1	LB	3/7/85	6-1	224	So.	Clifton, Va.	Centreville	Mike Skinner
39	Carlton Weatherford	-	FB	1/5/85	5-9	226	r-So.	Danville, Va.	Tunstall	Buddy Brown
51	Matt Welsh	-	OG	9/12/84	6-4	290	r-Fr.	Clifton, Va.	Centreville	Mike Skinner
2	Jimmy Williams	3	CB	3/8/84	6-3	206	Sr.	Hampton, Va.	Bethel	Tracy Parker

† also attended Hargrave Military Academy (Va.)

‡ also attended Fork Union Military Academy (Va.)

†† also attended Hargrave (one semester) and Norfolk State University (one semester)

Preseason Depth Chart

Offense

SE	19	Josh Hyman (5-11, 188, r-So.)
	17	Josh Morgan (6-1, 210, So.)
	81	Justin Harper (6-3, 206, So.)
LT	52	Jimmy Martin (6-5, 305, Sr.)
	74	Brandon Frye (6-4, 292, r-Jr.)
LG	66	Will Montgomery (6-3, 301, r-Sr.)
	77	Brandon Gore (6-5, 340, r-Jr.)
C	69	Danny McGrath (6-2, 283, r-Jr.)
	58	Ryan Shuman (6-3, 290, r-Fr.)
RG	72	Jason Murphy (6-2, 303, r-Sr.)
	57	Tripp Carroll (6-3, 298, r-So.)
RT	61	Reggie Butler (6-6, 344, Sr.)
	67	Nick Marshman (6-5, 346, r-Fr.)
TE	90	Jeff King (6-5, 246, r-Sr.)
	89	Duane Brown (6-5, 280, r-So.)
QB	5	Marcus Vick (6-0, 212, r-Jr.)
	7	Sean Glennon (6-3, 215, So.)
TB	20	Mike Imoh (5-7, 195, Sr.) OR
	32	Cedric Humes (6-1, 233, r-Sr.)
FB	37	Jesse Allen (6-0, 244, r-Jr.)
	39	Carlton Weatherford (5-9, 226, r-So.)
FL	4	Eddie Royal (5-10, 174, So.)
	87	David Clowney (6-1, 179, Jr.)
	82	Jeremy Gilchrist (5-9, 175, r-Fr.)
PK	46	Brandon Pace (5-10, 199, r-Jr.)
	23	Nic Schmitt (6-1, 254, r-Jr.)



Jonathan Lewis

Defense

DE	96	Noland Burchette (6-2, 252, r-Jr.)
	49	Chris Ellis (6-4, 255, r-So.)
DT	99	Carlton Powell (6-2, 285, r-So.)
	71	Tim Sandidge (6-1, 310, r-Sr.)
DT	56	Jonathan Lewis (6-1, 308, Sr.)
	59	Barry Booker (6-4, 294, r-So.)
DE	55	Darryl Tapp (6-1, 268, Sr.)
	91	Orion Martin (6-1, 243, r-Fr.)
OLB	42	James Anderson (6-3, 222, r-Sr.)
	36	Aaron Rouse (6-3, 222, r-Jr.)
ILB	9	Vince Hall (6-0, 246, r-So.)
	47	Brett Warren (6-1, 224, So.)
ILB	11	Xavier Adibi (6-2, 224, r-So.)
	40	Blake Warren (6-3, 238, r-Sr.)
FS	25	D.J. Parker (5-11, 181, So.) OR
	27	Justin Hamilton (6-3, 230, r-Sr.)
LC	15	Roland Minor (6-0, 198, r-So.)
	18	Brandon Flowers (5-10, 186, r-Fr.)
ROV	36	Aaron Rouse (6-3, 222, r-Jr.) OR
	30	Cary Wade (5-10, 184, r-Jr.)
	24	D.J. Walton (5-10, 193, r-Sr.)
RC	2	Jimmy Williams (6-3, 206, Sr.)
	15	Roland Minor (6-0, 198, r-So.)
P	23	Nic Schmitt (6-1, 254, r-Jr.)
		Brent Bowden (6-2, 180, Fr.)

Depth chart subject to change.

2004 Lettermen & Returning Starters

Total Lettermen: 63; Lost 21/Returning 42 (2004 starters in bold; starts in parentheses)

Offense

Lost – 7		Returning – 20
Michael Malone	SE	Josh Hyman (12) #
Chris Clifton (1)		Josh Morgan (1)
		*Justin Harper
Jared Mazzetta (6) ‡	TE	Jeff King (13)
		Duane Brown
Jon Dunn (13)	OT	Jimmy Martin (13)
James Miller (13)	OG	Jason Murphy (7)
		*Reggie Butler (6)
		Brandon Gore
	C	*Will Montgomery (13)
		Tripp Carroll
Bryan Randall (13)	QB	Sean Glennon
	FB	*John Kinzer (4)
		Jesse Allen (1)
	TB	Mike Imoh (9)
		Cedric Humes (4)
		*Justin Hamilton
Richard Johnson	FL	Eddie Royal (11)
		David Clowney (1)
		*Robert Parker

Defense

Lost – 11		Returning – 20
Jason Lallis	E	Darryl Tapp (13)
		Noland Burchette (12)
		Chris Ellis
Jim Davis (13) †	T	Jonathan Lewis (13)
Kevin Lewis		Carlton Powell (1)
Bob Ruff		Tim Sandidge
Brandon Manning	OLB	James Anderson (12)
		*Aaron Rouse
Mikal Baaqee (13)	ILB	Vince Hall (12)
Chad Cooper		Xavier Adibi
		Stevie Ray Lloyd
		Brett Warren
		Blake Warren (1)
Eric Green (13)	CB	Jimmy Williams (13)
		Roland Minor (1) **
		Ryan Hash
James Griffin (13)	ROV	Cary Wade
Mike Daniels		*Corey Gordon
Vincent Fuller (13)	S	Brenden Hill
		D.J. Parker

Specialists

Lost – 3		Returning – 2
	PK	Brandon Pace (13)
	KO	Jared Develli (13)
Vinnie Burns (13)	P	
Lance Goff (13)	H	
Travis Conway (13)	DS	

* Changed positions for spring practice.

† Davis started one game at defensive end.

** Minor started one game at nickel back.

‡ Mazzetta started eight games in two tight end set, replacing fullback.

Hyman started a game at flanker.

Meet the COACHES



Frank Beamer was tabbed the ACC Coach of the Year last season and was the consensus National Coach of the Year for 1999




The 2005 Virginia Tech Football Staff: (front, l to r) recruiting coordinator and strong safety & outside linebackers coach Jim Cavanaugh, offensive coordinator and offensive line coach Bryan Stinespring, head coach Frank Beamer, associate head coach and running backs coach Billy Hite, defensive coordinator and inside linebackers coach Bud Foster; (middle row) assistant director of strength & conditioning Jay Johnson, defensive line coach Charley Wiles, graduate assistant Steve DeMasi, defensive backs coach Lorenzo Ward, tight ends & offensive tackles coach Danny Pearman, video coordinator Kevin Hicks, graduate assistant Dan Wilkinson, quarterbacks coach Kevin Rogers; (back) equipment manager Lester Karlin, director of athletic training Mike Goforth, administrative assistant Bruce Garnes, athletic trainer Kevin Dombowski, assistant athletics director for athletic performance Mike Gentry, assistant video coordinator Tom Booth, associate athletics director for football operations John Ballein and wide receivers coach Tony Ball.



**2002
SAN FRANCISCO**

10th bowl of
12 in a row

Coach Frank Beamer



Frank Beamer and the Hokies went into the Orange Bowl and captured the 2004 ACC Championship with a 16-10 win over Miami.

ACC Coach of the Year Is the right man for the Hokies

Virginia Tech couldn't have asked for anyone better than Frank Beamer to guide its football program into the Atlantic Coast Conference.

Beamer, who was the consensus national coach of the year in 1999, may have done his best coaching job in 2004, guiding a young Tech team that was picked to finish sixth in the ACC to a league title and a BCS Bowl. The Hokies' first-year showing in their new conference earned Beamer ACC Coach of the Year honors. The team also won the league's 2004 Fall Sportsmanship Award for football, yet another tribute to the program Beamer and his staff have built.

When Beamer accepted the job as head football coach at his alma mater in 1987, his goal was for the Virginia Tech football program to reach a consistent level of excellence. The Hokies have come a long way since that day, and along the way, Beamer has become one of the most respected and successful coaches on the college football scene.

Beamer enters his 19th season at Virginia Tech and his 25th year as a collegiate head coach ranked third among active Division I-A

coaches in victories with 177. His Tech teams have posted a 111-37 record over the past 12 seasons and appeared in bowl games each year during that span, a feat equaled by just four other schools. Prior to winning the ACC championship, he guided the Hokies to three BIG EAST Conference championships and in 1999 helped direct Tech to

the national championship game. Beamer's Hokies have earned the highest national rankings in the program's history, spending 61 weeks in the Top 10 of The Associated Press poll over the past six seasons. During one stretch that ended last season, Tech was ranked in 84 consecutive AP polls.

Winning has been just part of Frank Beamer's success story. He and his staff have earned a reputation for getting the most out of their players.

In 2000, Beamer and his staff directed Tech to an 11-1 record after opening the season with eight new starters on defense and an all-new lineup in the



Frank Beamer speaks to the media prior to the 2005 Nokia Sugar Bowl game in New Orleans.

kicking game. During the 2001 season, the Hokies posted an 8-4 record and appeared in the Top 20 every week despite having to fill four offensive line spots, the quarterback job vacated by sensational underclassman Michael Vick and the tailback spot left open when All-America running back Lee Suggs was lost for the season with an injury. In 2002, the Hokies were 10-4 despite attacking one of their toughest schedules ever with a young team that featured all-new starters at the defensive tackle, inside linebacker and rover positions, as well as major questions at quarterback and wide receiver. Last season, the Hokies earned 10 wins, an ACC title, a Top 10 ranking and a Sugar Bowl bid despite having to replace 14 starters.

A spot in the Nokia Sugar Bowl to play No. 1 Florida State for the national championship focused widespread attention on Virginia Tech and its football program following the 1999 season. And although the Hokies fell short in their bid for the national title, they proved that they belong among the top teams in the college ranks.

For his part in the Hokies' magical 1999 season, Beamer earned eight national coach of the year awards. He was named the Bobby Dodd Coach of the Year, the GTE Coach of the Year, the Eddie Robinson Coach of the Year, the

Paul 'Bear' Bryant Coach of the Year, The Associated Press Coach of the Year, the Walter Camp Football Foundation/Street & Smith's Coach of the Year, the Maxwell Football Club Coach of the Year and the Woody Hayes Coach of the Year. He also was named the BIG EAST Conference Coach of the Year for the third time.

There have been plenty of other accolades for the Hokies' coach. In a survey of Division I-A football coaches conducted by *Bloomberg News* in the fall of 2000, Beamer was named the best coach a school could hire to run its football program. When BIG EAST Conference football celebrated its first 10 years of existence in 2000, Beamer was voted the Coach of the Decade by the league's media.

In January 2001, the Pigskin Club of Washington, D.C., honored Beamer as the NCAA Coach of the Year. In May of that year, an on-line newspaper named him the best coach currently in the college football ranks because of his ability to place Tech among the nation's elite year in and year out.

Following consecutive 10-2 seasons in 1995 and 1996, Beamer was voted BIG EAST Conference Coach of the Year by the league coaches. He was one of five finalists in the voting for the 1995 National Coach of the Year.



In 1996, *The Sporting News* queried writers from around the country and asked them to rate the coaches in various conferences. In the BIG EAST, those writers rated Frank Beamer the best coach on game day, the best in game preparation, the best as a motivator, the best as a teacher, the best in big games and the best overall.

In 1999, *The Sporting News* ranked the nation's top coaches in terms of their ability to get the most out of their players. Beamer was picked No. 9 in Division I-A. Four of Tech's last six years in the league, *TSN* rated the Tech coach tops among BIG EAST head coaches. The publication has

also ranked the Hokies' football coaching staff as the best in the conference four times during that span. *Street & Smith's College Football 2002* rated Beamer as the top recruiter in the BIG EAST. Last year, *SI.com* selected him coach of the year in the Division I-A ranks.

The rise of the Tech football program has made Beamer a man in demand. It has opened doors to places he may never have dreamed of as a youngster growing up in Southwest Virginia.

In September 2000, Beamer was invited to the White House where he joined a select group that stood in the Rose Garden

STABILITY = SUCCESS

One of the keys to the continuing success of Virginia Tech football has been the stability of the program. That stability begins at the top with head coach Frank Beamer, whose 18 years at the Hokie helm have helped the program develop a sense of stability and consistency currently enjoyed by just a handful of other Division I-A schools. Only three of the 119 Division I-A head football coaches have been at their current school longer than Beamer. The Hokies' head man and his current staff have a combined total of 116 years of full-time coaching experience at Virginia Tech alone.

"Stability means consistency and when you can be consistent in how you perform on Saturday, that's what gives you a chance to win. I feel that doesn't happen unless you keep basically the same coaching staff intact. I really feel good about our coaching staff. I feel good about their knowledge and I feel great about the way they treat the players. I think Virginia Tech is really fortunate to have what I think is the top staff in the country."

— Coach Frank Beamer

More Than Just a Coach

Virginia Tech head football coach Frank Beamer was honored by The National Conference of Community and Justice in recognition of his contribution to fostering justice, equity and community in the Roanoke Valley. Beamer was one of four recipients of the 2004 NCCJ-Roanoke Region Humanitarian Award.

Recruiting Excellence

Virginia Tech defensive line coach Charley Wiles was named one of the nation's top 25 college recruiters, according to *rivals.com* in Feb. 2005.

The Highest Compliment

The Sporting News' 2005 ACC preview magazine listed Frank Beamer as the top head coach and Bud Foster as the top defensive coordinator in the league.

behind then-President Bill Clinton as he made remarks on the Conservation and Reinvestment Act. Beamer was one of the keynote speakers at the American Football Coaches Association Convention in 2000, and in April, 2001, he joined former Prime Minister of Great Britain, Lady Margaret Thatcher, as one of the featured speakers at SUCCESS 2001, one of the nation's most popular business seminars.

In April 2004, Beamer was presented a Humanitarian Award by the National Conference for Community and Justice for his contributions to fostering justice, equity and community in the Roanoke Valley. An avid NASCAR fan, Beamer was the official starter for the 2005 Food City 500 at Bristol Motor Speedway in April.

Beamer's success has also made him a much sought-after coach. In recent years, he has been pursued by numerous other schools and has drawn interest from professional football teams. But in the end, his loyalty has remained with the Hokies.

Beamer has always put Virginia Tech first — ever since he starred as a defensive back for the Hokies in his undergraduate days in the late 1960s, and surely throughout his 18 years as head coach of the Hokies. He has given the Tech program a sense of stability enjoyed by just a handful of other Division I-A schools. Only

three other active Division I-A head coaches have been at their current school as long as Beamer.

In 1990, Beamer received a new contract and a substantial pay raise. He refused the raise, however, until such time that all classified and faculty employees of the university could have the same opportunity for pay raises. Most state salaries had been frozen at the time.

Another indication of Beamer's love for the university came on the night he was inducted into The Virginia Tech Sports Hall of Fame in 1997. He called it the biggest honor of his entire career. With the induction, he became the first active coach at the university to be honored in that fashion.

Beamer's overall record at Tech now stands at 135-77-2. He became Tech's winningest football coach during the 1997 campaign. Counting six years as head coach at Murray State prior to joining the Hokies, Beamer's overall 24-year record is 177-100-4. That record places him third among active Division I-A coaches in wins.

The 58-year-old Beamer, the first alumnus to guide the Hokies since the 1940s, took over the Tech reins from Bill Dooley in January 1987. He began work a few days after the Hokies had beaten North Carolina State in the Peach Bowl. It took a while for him to get the Hokies moving

Beamer Among the Winningest Coaches

I-A active coaches by victories; ties computed as half won, half lost

Coach	School	Years	Won	Lost	Tied	Pct.
Bobby Bowden	Florida State	39	351	102	4	.772
Joe Paterno	Penn State	39	343	116	3	.746
Frank Beamer	Virginia Tech	24	177	100	4	.637
Chris Ault	Nevada	21	168	70	1	.705
Ken Hatfield	Rice	26	167	130	4	.561

in the right direction because the football program was hit with NCAA sanctions at the time.

But everything came together in the 1990s. The Techmen finished 9-3 in 1993 after beating Indiana, 45-20, in a wild Independence Bowl game. Tech followed up with an 8-4 season in 1994, losing to Tennessee, 45-23, in the Gator Bowl.

The Tech teams in 1995 and 1996 were among the best in school history. The 1995 team swept the BIG EAST Conference championship outright and the 1996 club tied for the title with Syracuse and Miami.

The 1995 team was 9-2 during the regular season and then came up with a stirring 28-10 victory over Texas in the Sugar Bowl. The 1996 team went 10-1 during the regular season and lost to powerful Nebraska, 41-21, in the Orange Bowl after giving the Cornhuskers a fierce battle for three quarters.

The Hokies fell to 7-5 in 1997 and were beaten badly by North

Carolina in the Gator Bowl, 42-3. But they came right back with a 9-3 mark in 1998 that included an impressive 38-7 victory over Alabama in the inaugural Music City Bowl in Nashville, Tenn.

The two winningest seasons in school history followed in 1999 and 2000 with the Hokies posting back-to-back 11-1 records. Tech registered its first-ever 11-0 regular-season record in '99 before losing its national championship battle with FSU.

In 2000, the Hokies' only blemish was a loss at Miami in the ninth game of the season. Both seasons, Tech climbed as high as No. 2 in The Associated Press poll, finishing No. 2 in '99 and No. 6 in 2000. The Hokies climbed as high as No. 5 in the 2001 AP poll and finished 18th. In 2002, Tech was ranked as high as No. 3 in the AP poll after posting consecutive wins over nationally ranked LSU (14th), Marshall (16th) and Texas A&M (19th). The Hokies' youthful team finished the season 18th.

During the 2003 season, the Hokies ended No. 2 Miami's 39-game regular-season winning streak with a 31-7 victory. The Canes were the highest-ranked opponent Tech had ever beaten on the gridiron. The Hokies climbed as high as No. 3 in the polls before falling victim to inconsistent play during the final month of the season. Still, Tech earned eight wins for the 10th time in 11 seasons.

The 2004 season saw the Hokies bounce back to win their last eight games of the regular season, including victories against three nationally ranked teams — No. 6 West Virginia, No. 16 Virginia and No. 9 Miami.

Beamer's early Tech teams also registered many exciting victories. One of the most impressive came in 1990 when the Hokies capped the year with a 38-13 victory over arch-rival Virginia before a crowd of 54,157, which at the



Frank Beamer was the starter for the 2005 Food City 500 at Bristol Motor Speedway.

BEAMER'S PROFILE

time was the largest ever to see a college football game in the commonwealth of Virginia. During the 1989 season, Tech knocked off ninth-ranked West Virginia and star quarterback Major Harris, 12-10, in Morgantown.

During his undergraduate days at Tech, Beamer started three years as a cornerback and played on the Hokies' 1966 and 1968 Liberty Bowl teams. He received a B.S. in distributive education from Tech in 1969 and a master's in guidance from Radford in 1972. Then came the start of the Beamer coaching career.

He began as an assistant at Radford High School from 1969 through 1971. Then, after one season as a graduate assistant at the University of Maryland, he went to The Citadel where he worked five seasons under Bobby Ross and one year under

Art Baker. His last two years at The Citadel, Beamer was the defensive coordinator.

In 1979, Beamer went to Murray State as the defensive coordinator under Mike Gottfried. He was named head coach at Murray State in 1981 and went on to compile a six-year record of 42 wins, 23 losses and two ties.

The Tech coach was born in Mt. Airy, N.C., and grew up in Hillsville, Va. At Hillsville High, he earned 11 varsity letters as a three-sport athlete in football, basketball and baseball.

Beamer is married to the former Cheryl Oakley of Richmond, Va. They have two children, Shane, a former member of his dad's football team at Tech and now an assistant at Mississippi State; and daughter Casey, a 2003 graduate of Virginia Tech.



Coach Frank Beamer and his wife, Cheryl, with Shane and Casey on the back patio of their Blacksburg home.

PERSONAL:

Born: 10/18/46, Mt. Airy, N.C.
Hometown: Hillsville, Va.
Wife: former Cheryl Oakley
Children: Shane, Casey

EDUCATION:

High School: Hillsville (1965)
College: Virginia Tech (1969)
Postgraduate: Radford University (1972)

PLAYING EXPERIENCE:

Virginia Tech (1966-68)

COACHING EXPERIENCE:

1972 Graduate Assistant, Maryland
1973-76 Assistant Coach, The Citadel
1977-78 Defensive Coordinator, The Citadel
1979-80 Defensive Coordinator, Murray State

1981-86 Head Coach, Murray State
1981 (8-3)
1982 (4-7)
1983 (7-4)
1984 (9-2)
1985 (7-3-1)
1986 (7-4-1) Ohio Valley co-champion
Record at Murray State: 42-23-2 (six years)

1987- Head Coach, Virginia Tech
1987 (2-9)
1988 (3-8)
1989 (6-4-1)
1990 (6-5)
1991 (5-6)
1992 (2-8-1)
1993 (9-3) Independence Bowl champion
1994 (8-4) Gator Bowl
1995 (10-2) BIG EAST champion, Sugar Bowl champion
1996 (10-2) BIG EAST co-champion, Orange Bowl
1997 (7-5) Gator Bowl
1998 (9-3) Music City Bowl champion
1999 (11-1) BIG EAST champion, Sugar Bowl
2000 (11-1) Gator Bowl champion
2001 (8-4) Gator Bowl
2002 (10-4) San Francisco Bowl champion
2003 (8-6) Insight Bowl
2004 (10-3) ACC champion, Sugar Bowl
Record at Virginia Tech: 135-77-2 (18 years)
Overall head coaching record: 177-100-4 (24 years)

BOWL EXPERIENCE:

Player

1966 Liberty (Virginia Tech vs. Miami)
1968 Liberty (Virginia Tech vs. Mississippi)

Coach

1993 Independence (Virginia Tech vs. Indiana)
1994 Gator (Virginia Tech vs. Tennessee)
1995 Sugar (Virginia Tech vs. Texas)
1996 Orange (Virginia Tech vs. Nebraska)
1997 Gator (Virginia Tech vs. North Carolina)
1998 Music City (Virginia Tech vs. Alabama)
1999 Sugar (Virginia Tech vs. Florida State)
2000 Gator (Virginia Tech vs. Clemson)
2001 Gator (Virginia Tech vs. Florida State)
2002 San Francisco (Virginia Tech vs. Air Force)
2003 Insight (Virginia Tech vs. California)
2004 Sugar (Virginia Tech vs. Auburn)

BeamerBall

Blocking kicks and scoring in all phases of the game have become traditions under Frank Beamer

During the Frank Beamer era at Tech, putting points on the scoreboard has always been a team effort — the offensive team, the defensive team and the special teams. It's called BeamerBall, and what sets it apart are the contributions of the defense and special teams.

- Each of Tech's last 10 teams is ranked among the school's top 12 highest scoring teams. During that time, a player at every position on the defensive unit has produced at least one touchdown. And 25 different players have scored touchdowns while playing on Tech's special teams. Altogether, the defense and special teams have combined for 94 TDs since Beamer arrived in 1987, including 77 in Tech's last 138 games.

- Under Beamer, Tech's defense has scored 59 TDs, with 36 coming on pass interceptions, 21 on fumble returns and two on fumble recoveries. The special teams have added 35 TDs, including

15 on blocked punts, 12 on punt returns, four on kickoff returns, three on blocked field goals and one on a fumble recovery.

- Fittingly, the trend started in Beamer's first game as Tech's head coach when true freshman Jon Jeffries returned a kickoff 92 yards for a touchdown against Clemson. It was the Hokies' first TD under Beamer, and it was scored on special teams.

- Under Beamer, 64 different players on defense and special teams have scored TDs. Fifteen of those players — Don Stokes, Jock Jones, Roger Brown, Lawrence Lewis, Antonio Banks, Jim Baron, Keion Carpenter, Pierson Prioleau, Anthony Midget, Cory Bird, Kevin McCadam, Willie Pile, Jimmy Williams, Vincent Fuller and Eric Green — scored twice. Jason Lallis, Ike Charlton and Ricky Hall each had three scores, André Davis four and DeAngelo Hall had six.

- Since the start of the 1993 season, Tech is 50-8 in games it scores at least one TD on defense or special teams.



Cornerback Jimmy Williams returns an interception for a touchdown in Virginia Tech's 55-6 Thursday night win over Maryland in 2004.

Tech's tradition for blocking kicks is another part of BeamerBall. It was carried to new heights in 1998 with 10 blocks during the regular season and two more in the Hokies' Music City Bowl game against Alabama. Tech now has 105 blocks in Frank Beamer's 214 games as the head coach. The Hokies have blocked 53 punts (15 for TDs), 31 field goals and 21 extra points.

- The most prolific kick blockers under Beamer have been defensive lineman Bernard Basham and safety Keion Carpenter, who each posted six blocks during their Tech careers. Basham blocked three field goals and three PATs, while Carpenter blocked six punts.

- Tech blocked more kicks in the 1990s than any other Division I-A team. The Hokies blocked 63 kicks during the decade — 31 punts, 18 PATs and 14 FGs. Tech

has started the new decade with 30 blocks.

- During its time in the BIG EAST ('91-03), Tech posted at least three blocked kicks against every team in the league. During that span, Tech blocked 10 kicks against Pittsburgh, nine against Miami, seven versus WVU, six versus Rutgers, four against BC and Syracuse, and three versus Temple.

- The teams Tech has victimized the most during Beamer's 18 seasons have been Pittsburgh, WVU and Miami. During that span, the Hokies have blocked 10 kicks versus the Panthers and Mountaineers, and nine against the Hurricanes.

- During the Beamer era, Tech has blocked two kicks in a game 18 times, winning 13 of those games. Tech blocked two kicks against four different teams in 1998.



Jeff King and Jim Davis go up to block a field goal attempt by Virginia in the Hokies' 24-10 victory over the Cavaliers at Lane Stadium last season.

NOTEWORTHY ACCOMPLISHMENTS

Under the direction of Frank Beamer and his staff, the Hokies have ...

- played for the national championship for the first time in school football history.
- become one of only five Division I schools to go to bowl games each of the last 12 seasons.
- earned four conference titles and four BCS bids in a 10-year span.
- compiled a school-record streak in the Associated Press Top 25 Poll at 84 consecutive weeks.
- posted 11 wins in a season for the first time.
- registered the program's first back-to-back 11-win seasons.
- produced the school's first 11-0 regular-season record in football.
- averaged nine wins a season over the last 12 seasons.
- won an Atlantic Coast Conference Championship in their first season of competition.
- produced the ACC Coach of the Year and Player of the Year during their inaugural season.
- became the first team in BIG EAST history to win all the league's major awards in the same season.
- earned the highest national rankings in school football history, including four Top 10 finishes and back-to-back Top 6 finishes.
- finished in a final Top 25 poll 10 times in the last 12 seasons.
- won more games (135) than under any other coaching staff.
- been to three times as many bowl games (12) than under any other coaching staff.
- won more bowl games (5) than under any other coaching staff.
- posted 12 straight seasons of seven or more wins for the first time in school history.
- had 91 of their last 112 games televised (81%).
- compiled a 72-26 record in televised games since the start of the 1995 season.
- blocked more kicks in the 1990s than any other Division I-A team.
- become one of only eight Division I-A schools ever to lead the nation in both scoring offense and defense in the same season.
- had at least one player from every defensive position score a touchdown.
- produced a No. 1 pick in the National Football League draft.
- had over 100 players sign with NFL teams.
- had two players who entered the program as walk-ons drafted in the top four rounds of the NFL draft.
- produced nine Associated Press All-Americans over the last six seasons.
- had players win 10 major conference individual awards in the last seven years.

National Coach of the Year

Coach Frank Beamer was tabbed the consensus national football coach of the year for 1999 after leading the Hokies to an 11-0 regular season and a berth in the national championship game.



Frank Beamer, the first Tech alumnus to guide the Hokies' football program since the 1940s, has won more games at Tech than any other football coach. Prior to Beamer, no other grid coach in Virginia Tech history had served more than 10 seasons as head coach. Only three of the 119 Division I-A head coaches have been at their current school consecutively longer than Beamer's 18 years. Those coaches are Joe Paterno (39 yrs., Penn State); Bobby Bowden (29 yrs., Florida State); and Fisher DeBerry (21 yrs., Air Force).

Head coach Frank Beamer has led the Hokies to 12 straight bowl games. The 12 bowl appearances mark the fourth-highest by any active coach. Penn State's Joe Paterno leads the way with 31, followed by Florida State's Bobby Bowden with 26. With 13 bowl games, Tennessee's Phillip Fulmer is just ahead of Beamer.

Billy Hite



Associate Head Coach and Running Backs Coach

Billy Hite, who has helped develop 22 running backs who have gone on to sign with NFL teams, is entering his 28th season on the Tech coaching staff and his fifth year as the Hokies' associate head coach.

While at Tech, Hite has helped produce eight of Virginia Tech's top 10 career rushing leaders. He

has been on the sidelines for more Virginia Tech football games than any other coach.

Hite came to Blacksburg as a member of Bill Dooley's football staff in 1978. He served as a recruiter and head jayvee coach his first two years, then took over as the offensive backfield coach in charge of tailbacks and fullbacks in 1980. He has been coaching Tech's running backs ever since.

Hite remained at Tech when Frank Beamer took over in 1987 and was elevated to the position of assistant head coach by Beamer the following year. He was promoted to the new position of associate head coach in December 2000.

In 1989, Hite filled in as the acting head coach when Beamer was sidelined following coronary angioplasty surgery and had to miss a home game versus Tulane. Hite didn't let the Tech faithful down as he led the Hokies to an emotional 30-13 victory.

Hite's first tailback in 1980, Cyrus Lawrence, went on to establish Tech season and career marks for rushing yards. During the mid-1980s, Hite was credited with the development of Tech's famed "Stallions" backfield that featured Maurice Williams and Eddie Hunter.

In 2000, tailback Lee Suggs shattered school and BIG EAST Conference scoring records on the way to leading the nation in touchdowns and scoring. Suggs, who also led the conference in rushing, was selected the Co-BIG EAST Offensive Player of the Year.

During the 2001 season, with Suggs sidelined by an injury, true freshman tailback Kevin Jones came on to lead the team in rushing and set a Tech record for rushing yards by a freshman. Jones was named the BIG EAST Rookie of the Year.

In 2002, Suggs and Jones combined to become the most

productive Tech twosome ever in terms of single-season rushing yardage, combining for over 2,000 yards. During the 2003 season, Jones broke Lawrence's single-season rushing mark and set new Tech records for rushing in a game and 100-yard games in a season. He earned consensus All-America honors before opting to leave early for the NFL Draft. He was a first-round pick of the Detroit Lions. Jones' single-game rushing mark was broken last season when another one of Hite's pupils, junior Mike Imoh, ran for 243 yards at North Carolina.

A native of Hyattsville, Md., Hite was a former star tailback at the University of North Carolina. He received a bachelor's degree in education in 1974. Hite began his coaching career as a graduate assistant at UNC in '74. He was a part-time assistant for the Tar Heels from 1975-77. Hite received one of his highest honors when he was inducted into the DeMatha High School Hall of Fame in 1992.

Hite is married to the former Anne Heen of Memphis, Tenn. They have two daughters, Kirsten Marie, 20, and Bryn Elizabeth Louise, 16, and a son, Griffin William, 12.

Hite's Profile

PERSONAL:

Born: 4/28/51, Washington, D.C.
Hometown: Hyattsville, Md.
Wife: former Anne Heen
Children: Kirsten Marie, Bryn Elizabeth Louise, Griffin William

EDUCATION:

High School: DeMatha High School (1969)
College: University of North Carolina (1974)

PLAYING EXPERIENCE:

North Carolina (1970-73)

COACHING EXPERIENCE:

1974-77 North Carolina (running backs)
1978-87 Virginia Tech (running backs)
1988-00 Virginia Tech (assistant head coach and running backs)
2001- Virginia Tech (associate head coach and running backs)

BOWL EXPERIENCE:

Player

1971 Sun (North Carolina vs. Texas Tech)
1972 Gator (North Carolina vs. Georgia)

Coach

1974 Sun (North Carolina vs. Mississippi State)
1976 Peach (North Carolina vs. Kentucky)
1977 Liberty (North Carolina vs. Nebraska)
1980 Peach (Virginia Tech vs. Miami)
1984 Independence (Virginia Tech vs. Air Force)
1986 New Peach (Virginia Tech vs. N.C. State)
1993 Independence (Virginia Tech vs. Indiana)
1994 Gator (Virginia Tech vs. Tennessee)
1995 Sugar (Virginia Tech vs. Texas)
1996 Orange (Virginia Tech vs. Nebraska)
1997 Gator (Virginia Tech vs. North Carolina)
1998 Music City (Virginia Tech vs. Alabama)
1999 Sugar (Virginia Tech vs. Florida State)
2000 Gator (Virginia Tech vs. Clemson)
2001 Gator (Virginia Tech vs. Florida State)
2002 San Francisco (Virginia Tech vs. Air Force)
2003 Insight (Virginia Tech vs. California)
2004 Sugar (Virginia Tech vs. Auburn)



Coach Billy Hite and his wife, Anne, with Kirsten, Griffin and Bryn.

VIRGINIA TECH'S RUNNING GAME

Under the direction of Coach Billy Hite, in 2004 ...

- tailback Mike Imoh set a school single-game record with 243 yards rushing against North Carolina.
- the Hokies got an average of 150 yards per game from the tailback position.

During Billy Hite's tenure at Virginia Tech ...

- the Hokies have rushed for over 61,000 yards — an average of more than 200 yards per game (202) over a 304-game period.
- he has had a back rush for 100 yards or more in a game 140 times.
- the Hokies have had an average of 145 yards rushing per game from the tailback position.
- he has coached eight of Virginia Tech's top 10 career rushing leaders.
- he has worked with seven of the nine Tech players who have turned in 1,000-yard rushing seasons.
- he has coached six different running backs who rushed for over 100 yards in a bowl game.
- a total of 22 running backs have gone on to sign with NFL teams.
- the Hokies have been ranked among the top 20 rushing teams in Division I-A seven of the past 12 seasons.

Kevin Jones rushed for a Tech season-record 1,647 yards in 2003 before making his mark in the NFL with the Detroit Lions.



"I tell all my players to be the best back on the field — to be complete football players. I want them to take the attitude that one man cannot bring them down. I want them to be physical and nasty when blocking; to run good pass routes and catch the football; and to be good actors and carry out their fakes. Once a back touches the ball, they make the decision where to run. I will never second guess a running back with the ball in his arms. If each back protects the football, makes the big play and plays with intensity, we will win."

— Billy Hite

Season Rushing Leaders

Player	Yards
Kevin Jones	1,647
Cyrus Lawrence	1,403
Lee Suggs	1,255
Cyrus Lawrence	1,221
Lee Suggs	1,207
Dwayne Thomas	1,130
Shyrone Stith	1,119
Roscoe Coles	1,119
Roscoe Coles	1,045
Phil Rogers	1,036

Career Rushing Leaders

Player	Yards
Cyrus Lawrence	3,767
Kevin Jones	3,475
Roscoe Coles	3,459
Maurice Williams	2,981
Lee Suggs	2,697
Dwayne Thomas	2,696
Ken Oxendine	2,645
Eddie Hunter	2,523
Phil Rogers	2,461
Vaughn Hebron	2,327

(Bold signifies player coached by Hite)

Bud Foster



Defensive Coordinator and Inside Linebackers Coach

Bud Foster has gained a well-deserved reputation as one of the nation's most respected defensive coaches while serving on Frank Beamer's football staff at Virginia Tech.

Foster, who is beginning his 19th season at Tech, has helped mold nationally ranked defenses on a yearly basis during his 10 years as a coordinator. His success made him a finalist for

the coveted Broyles Award in both 1999 and 2001. The award is presented annually to the nation's top assistant football coach.

Last season's defense ranked in the top five nationally in total defense, pass defense, scoring defense, interceptions and turnovers gained. Tech's young 2002 defense was ranked among the national leaders in scoring defense, interceptions and turnovers gained.

Under Foster's guidance, Tech's 2001 defense proved to be one of the nation's best, ranking among the top eight teams in Division I-A in six different categories and leading the way in shutouts with four. In 2000, Foster took a defense that returned just three

starters and turned it into a unit that led the BIG EAST in rushing defense, placed 16th nationally against the run and tied for third nationally in interceptions.

After helping Tech to the national championship game in 1999, Foster was recognized as the 2000 Division I-A Defensive Coordinator of the Year by American Football Coach magazine. Tech's 1999 defensive unit led Division I-A in scoring defense and ranked third in both total and rushing defense.

Following the 1998 season, Foster was pursued by the University of Florida for its defensive coordinator position, but he opted to continue his long-standing football association with Beamer. That association dates back to 1979 when Foster was a strong safety and defensive end at Murray State and Beamer

was the defensive coordinator. Foster began his coaching career as a graduate assistant at MSU in 1981, Beamer's first season as the head coach.

Since coming to Tech in 1987, Foster has worn several coaching hats. He coached the inside linebackers for one year in 1987, then tutored the outside linebackers for the next five seasons. Foster assumed responsibility for both sets of linebackers prior to the 1993 season and also took over special-teams coaching that year. The following year, he coached the inside linebackers and special teams. Foster assumed the position of co-defensive coordinator in 1995 and took over as the sole defensive coordinator in '96. The inside linebackers continue to be his primary responsibility.

Foster's Profile

PERSONAL:

Born: 7/28/59, Somerset, Ky.
Hometown: Nokomis, Ill.
Wife: former Jacqueline Travis
Children: Ammie, Grant, Hillary

EDUCATION:

High School: Nokomis (Ill.) High School (1977)
College: Murray State University (1981)

PLAYING EXPERIENCE:

Murray State (1977-80)

COACHING EXPERIENCE:

1981-82 Murray State (graduate assistant)
1983-85 Murray State (outside linebackers)
1986 Murray State (linebackers/special teams)
1987 Virginia Tech (inside linebackers)
1988-92 Virginia Tech (outside linebackers)
1993 Virginia Tech (linebackers/special teams)
1994 Virginia Tech (inside backers/special teams)
1995- Virginia Tech (defensive coordinator/
inside linebackers/special teams)

BOWL EXPERIENCE:

Player

1979 Division I-AA Playoff semifinals
(Murray State vs. Lehigh)

Coach

1986 Division I-AA Playoff quarterfinals
(Murray State vs. Eastern Illinois)
1993 Independence (Virginia Tech vs. Indiana)
1994 Gator (Virginia Tech vs. Tennessee)
1995 Sugar (Virginia Tech vs. Texas)
1996 Orange (Virginia Tech vs. Nebraska)
1997 Gator (Virginia Tech vs. North Carolina)
1998 Music City (Virginia Tech vs. Alabama)
1999 Sugar (Virginia Tech vs. Florida State)
2000 Gator (Virginia Tech vs. Clemson)
2001 Gator (Virginia Tech vs. Florida State)
2002 San Francisco (Virginia Tech vs. Air Force)
2003 Insight (Virginia Tech vs. California)
2004 Sugar (Virginia Tech vs. Auburn)



Coach Bud Foster and his wife, Jacquie, with Hillary and Grant.

A 1981 graduate of Murray State, Foster was an outstanding strong safety and outside linebacker from 1977 to 1980. After two years as a graduate assistant at his alma mater, Foster was elevated to a full-time staff position. The Nokomis, Ill., native, coached outside linebackers for three seasons before taking over the inside and outside linebackers in 1986. He also served as the Racers' recruiting coordinator and worked with special teams.

Foster and his wife Jacqueline have three children: Ammie, 26; Grant, 19; and Hillary, 17. In his spare time, Foster enjoys spending time with his family.

VIRGINIA TECH'S DEFENSE

Under the direction of Bud Foster in 2004, the Hokies' defense ...

- led the ACC in scoring defense.
- ranked among the top five teams nationally in five categories.
- tied a school season record for interception returns for touchdowns with four.
- had 11 different players record interceptions.



During Bud Foster's one year as co-defensive coordinator and nine seasons as defensive coordinator, Tech has ...

- produced two BIG EAST defensive players of the year — Corey Moore, who earned the honor in both 1998 and 1999, and Cornell Brown, who won it in 1995.
- had at least one defensive player earn All-America honors every year. Four players gained A-A recognition in 1999 and three in 2001.
- had 35 different defensive players score touchdowns.
- produced its first Lombardi Award winner and its first Nagurski Trophy winner in Corey Moore.
- held opponents to an average of 104 yards rushing and 16 points per game over a 116-game span.
- had 19 players drafted by NFL teams.



The Virginia Tech defense stuffs a Virginia ball-carrier during the Hokies' 24-10 win last season.

Tech's National Defensive Rankings Under Coach Bud Foster

1995*

1st Rushing Defense (77.36 ypg)
5th Scoring Defense (14.09 ppg)
10th Total Defense (285.9 ypg)
23rd Pass Efficiency Defense (104.25 rating)

1996

Tied-9th Scoring Defense (15.27 ppg)
16th Pass Efficiency Defense (99.37 rating)
19th Rushing Defense (112.0 ypg)
24th Total Defense (316.09 ypg)

1997

13th Scoring Defense (16.82 ppg)

1998

2nd Interceptions (23)
4th Scoring Defense (12.9 ppg)
7th Total Defense (284.9 ypg)
11th Rushing Defense (102.2 ypg)
11th Pass Efficiency Defense (103.4 rating)

1999

1st Scoring Defense (10.5 ppg)
3rd Total Defense (247.3 ypg)
3rd Rushing Defense (75.9 ypg)
7th Pass Efficiency Defense (98.1 rating)

2000

Tied-3rd Interceptions (23)
16th Rushing Defense (99.3 ypg)

2001

2nd Total Defense (237.81 ypg)
2nd Rushing Defense (71.6 ypg)
2nd Scoring Defense (13.4 ppg)
3rd Pass Efficiency Defense (85.62 rating)
Tied-7th Interceptions (19)
8th Pass Defense (166.27 ypg)

2002

1st Interceptions (24)
5th Turnovers Gained (37)
21st Scoring Defense (18.79 ppg)

2004

2nd Scoring Defense (12.85 ppg)
Tied-2nd Turnovers Gained (32)
4th Total Defense (268.00 ypg)
4th Pass Defense (152.77 ypg)
Tied-4th Interceptions (19)
7th Pass Efficiency Defense (100.95)
9th Turnover Margin (1.00)
21st Rushing Defense (115.23 ypg)

*co-coordinator in 1995

"I believe in an attacking, aggressive style of defense. We want to put speed and athleticism on the field and use that to attack and pressure opposing offenses."

— Bud Foster

Bryan Stinespring



Offensive Coordinator and Offensive Line Coach

Bryan Stinespring, an integral member of the Virginia Tech staff as both a coach and recruiter, is entering his fourth season overseeing the Hokies' offense. Stinespring was promoted to offensive coordinator in December 2001 and began those duties during the Hokies' Gator Bowl game against Florida State on New Year's Day.

The 2004 season marked Stinespring's 12th year as a full-time coach on Frank Beamer's staff at Tech and his seventh season as the offensive line coach. In 2003,

one of Stinespring's star pupils, center Jake Grove, won the Rimington Trophy and became the university's third unanimous All-American. He was the first center taken in the 2004 NFL Draft.

Stinespring took over the offensive line duties in the spring of 1998 and helped mold Tech's young line into a unit that showed steady improvement during the '98 season. Two members of that line — tackle Derek Smith and guard Dwight Vick — went on to sign with NFL teams.

In 1999 and 2000, the offensive line helped clear the way as the Hokies set new BIG EAST rushing marks in back-to-back seasons. Center Keith Short, guard Matt Lehr and tackle Dave Kadela all earned second-team All-BIG EAST honors in '99. Lehr repeated as a second-team pick in 2000, while Kadela moved

to first team. In 2002, tackle Anthony Davis earned second-team all conference honors as the offensive front cleared the way for record-setting tailbacks Lee Suggs and Kevin Jones, who combined for over 2,100 yards. Last season, senior tackle Jon Dunn earned second-team All-ACC honors, while center Will Montgomery and tackle Jimmy Martin were honorable mention picks.

Prior to taking over his current duties, Stinespring coached Tech's tight ends and assisted with the offensive line for five seasons. He was the Hokies' recruiting coordinator for eight years (1994-2001) and continues to be instrumental in helping attract top high school talent to campus. In 2001, he served as Tech's

assistant head coach along with his other duties.

Stinespring initially joined the Tech staff in 1990 as a graduate assistant coach and spent two seasons in that capacity helping with the offensive line. After serving as the director of sports programs in 1992, he was elevated to a full-time coaching position prior to the 1993 season.

A native of Clifton Forge, Va., Stinespring was a walk-on player for James Madison University in the early 1980s. He is married to the former Shelley Franklin of Richmond, Va. Bryan and Shelley have a son, Daniel, 11; twin daughters, Caroline and Olivia, who are 7 years old, and another daughter, Ella Grace who will be 2 in August.

Stinespring's Profile

PERSONAL:

Born: 10/12/63, Clifton Forge, Va.
Hometown: Clifton Forge, Va.
Wife: former Shelley Franklin
Children: Daniel Franklin, Caroline Frances, Olivia Jane, Ella Grace

EDUCATION:

High School: Clifton Forge (Va.) High School (1982)
College: James Madison University (1986)
Postgraduate: Virginia Tech (1992)


COACHING EXPERIENCE:

1986-88 Lexington (Va.) High School
1989 Patrick Henry (Va.) High School
1990-91 Virginia Tech (graduate assistant)
1992 Virginia Tech (director of sports programs)
1993 Virginia Tech (tight ends/assistant offensive line)
1994-97 Virginia Tech (tight ends/assistant offensive line/
recruiting coordinator)
1998-00 Virginia Tech (offensive line/recruiting coordinator)
2001 Virginia Tech (assistant head coach/OL/recruiting)
2002- Virginia Tech (offensive coordinator/offensive line)

BOWL EXPERIENCE:

Coach

1993 Independence (Virginia Tech vs. Indiana)
1994 Gator (Virginia Tech vs. Tennessee)
1995 Sugar (Virginia Tech vs. Texas)
1996 Orange (Virginia Tech vs. Nebraska)
1997 Gator (Virginia Tech vs. North Carolina)
1998 Music City (Virginia Tech vs. Alabama)
1999 Sugar (Virginia Tech vs. Florida State)
2000 Gator (Virginia Tech vs. Clemson)
2001 Gator (Virginia Tech vs. Florida State)
2002 San Francisco (Virginia Tech vs. Air Force)
2003 Insight (Virginia Tech vs. California)
2004 Sugar (Virginia Tech vs. Auburn)



Coach Bryan Stinespring and his wife, Shelley, with Ella Grace, Olivia, Daniel and Caroline.

VIRGINIA TECH'S OFFENSE

During Bryan Stinespring's third season as offensive coordinator, the Virginia Tech offense ...

- led the ACC in pass efficiency.
- had 11 different players catch touchdown passes.
- produced the ACC Player of the Year and Offensive Player of the Year in quarterback Bryan Randall.
- finished in the top five all-time at Tech in scoring, total offense and passing yardage.

During Bryan Stinespring's 12 full-time seasons at Tech, the Hokies' offensive line ...

- produced the program's first Rimington Trophy winner in Jake Grove.
- has had 17 different players (including three tight ends) who earned ALL-BIG EAST honors, including four repeat performers, and two who won All-ACC honors in 2004.
- cleared the way for an average of 200 yards rushing per game over a 148-game span.
- helped the team set BIG EAST season rushing marks back-to-back years in 1999 and 2000.
- had 17 players sign with NFL teams.



The Virginia Tech offense rallied around Bryan Randall (3) last season to lead the ACC and win the league title.

"We want, and expect, to attack both the defense and the field of play in a concerted, aggressive approach. We want to be able to use schemes and formations that utilize our talents while placing pressure on the opponent to adjust and defend. Our goal is to set the tempo of the game and dictate the style of play that is indicative of Virginia Tech football."

— Bryan Stinespring

Jim Cavanaugh

Strong Safety and Outside Linebackers Coach and Recruiting Coordinator



Jim Cavanaugh has played a major role in Virginia Tech's success since joining Frank Beamer's coaching staff in 1996.

Cavanaugh is entering his 10th season as the Hokies' strong safety and outside linebackers coach and his fourth year as Tech's recruiting coordinator.

No one has been more instrumental in bringing top-notch talent to the Tech program than Cavanaugh. Over the past seven years, his recruiting skills have helped the Hokies attract, among others, prep All-Americans Michael Vick, Nathaniel Adibi,

Bryan Randall, Jonathan Lewis, Marcus Vick, Xavier Adibi, and Chris Ellis.

Along with his success in attracting talent, Cavanaugh has also been instrumental in helping players develop their talent once they join the Tech program. During his first season on the job in 1996, outside linebacker Brandon Semones led the team in tackles and earned second-team All-BIG EAST honors.

Cavanaugh has since helped in the development of highly successful safeties Pierson Prioleau, Cory Bird, Kevin McCadam and Michael Crawford. Prioleau was a first-team All-BIG EAST pick in 1997 and 1998 and earned third-team All-America recognition from *The Sporting News* in '97. He was a fourth-round draft pick of the San Francisco 49ers in 1999. Bird was tabbed a second-team All-BIG EAST pick following the 2000 season and was selected in the third-round of the NFL draft by the Indianapolis Colts. McCadam was one of the keys to Tech's success in 2001 and was a fifth-round NFL selection by the Atlanta Falcons. Crawford set a position record for tackles with 131 in 2003 and was a second-team All-BIG EAST selection.

Tech's appearance in the Nokia Sugar Bowl marked Cavanaugh's 21st post-season game as a coach. A former star receiver at William & Mary, he is a veteran of 35 years coaching, including 31 as a full-time coach on the collegiate

level. He has worked at two other Virginia schools — VMI and the University of Virginia — during his career and has been on the staff of four other ACC schools — North Carolina State, Virginia, Maryland and North Carolina.

Cavanaugh coached at the University of North Carolina for eight years and from 1982 through 1987, he worked under Bobby Ross and Joe Krivak at Maryland. He served two years at North Carolina State, three years under coach Bob Thalmann at VMI, one year at Virginia and two years at Marshall. Cavanaugh began his collegiate coaching career as a graduate assistant at N.C. State in 1972.

During his years as a receiver at William & Mary, Cavanaugh surpassed the Tribe career record in receiving with 117 catches and over 1,600 yards. He also earned honorable mention All-America honors in 1967 and was co-captain of his team in 1969. Cavanaugh was inducted into the William & Mary Sports Hall of Fame in April 2001.

Married to the former Marsha Carnell, he has two children — Ryan, an Appalachian State graduate who works for the Indianapolis Colts and Lauren, who graduated from Virginia Tech in 2002. Ryan and his wife, the former Melissa Searls, have a daughter, Mallory, who was born in April, while Lauren and her husband, Rob Reddick, have a son, Matthew, who is 1.

Cavanaugh's Profile

PERSONAL:

Born: 8/4/48, Queens, N.Y.
Hometown: Queens, N.Y.
Wife: former Marsha Carnell
Children: Ryan, Lauren

EDUCATION:

High School: Chaminade High School (1966)
College: The College of William & Mary (1970)
Postgraduate: North Carolina State University (1974)

PLAYING EXPERIENCE:

William & Mary (1967-69)

COACHING EXPERIENCE:

1970 Newport News (Va.) High School
1971 Denbigh (Va.) High School
1972-73 North Carolina State (graduate assistant)
1974-75 VMI (receivers)
1976 VMI (running backs)
1977-78 North Carolina State (receivers)
1979-80 Marshall (offensive coordinator/quarterbacks)
1981 Virginia (receivers)
1982-86 Maryland (running backs)
1987 Maryland (offensive coordinator/quarterbacks)
1988-95 North Carolina (receivers)
1996-01 Virginia Tech (strong safety, outside linebackers)
2002- Virginia Tech (recruiting coordinator/strong safety, outside linebackers)

BOWL EXPERIENCE:

Coach

1972 Peach (N.C. State vs. West Virginia)
1973 Liberty (N.C. State vs. Kansas)
1977 Peach (N.C. State vs. Iowa State)
1978 Tangerine (N.C. State vs. Pittsburgh)
1982 Aloha (Maryland vs. Washington)
1983 Citrus (Maryland vs. Tennessee)
1984 Sun (Maryland vs. Tennessee)
1985 Cherry (Maryland vs. Syracuse)
1992 Peach (North Carolina vs. Mississippi State)
1993 Gator (North Carolina vs. Alabama)
1994 Sun (North Carolina vs. Texas)
1995 Carquest (North Carolina vs. Arkansas)
1996 Orange (Virginia Tech vs. Nebraska)
1997 Gator (Virginia Tech vs. North Carolina)
1998 Music City (Virginia Tech vs. Alabama)
1999 Sugar (Virginia Tech vs. Florida State)
2000 Gator (Virginia Tech vs. Clemson)
2001 Gator (Virginia Tech vs. Florida State)
2002 San Francisco (Virginia Tech vs. Air Force)
2003 Insight (Virginia Tech vs. California)
2004 Sugar (Virginia Tech vs. Auburn)




Coach Jim Cavanaugh and his wife, Marsha.

VIRGINIA TECH RECRUITING

"The state of Virginia is, and always will be, the primary focus of our recruiting. In recent years, a number of outstanding players from outside the state have also expressed great interest in Virginia Tech. If you get the best players from the state of Virginia and put them together with some talented players from out-of-state, you've got a really good combination."

— Coach Frank Beamer

Michael Vick



Covering the State

- John Engelberger – Northern Virginia
- Todd & T.J. Washington – Eastern Shore
- Jim Davis – Fork Union
- Bryan Still – Richmond
- Michael Vick, Bryan Randall – Peninsula
- DeAngelo Hall, Shyrone Stith – Tidewater
- Michael Hawkes – Southside
- Cornell Brown, Jake Grove – Lynchburg
- Waverly Jackson – Southside
- Lee Suggs – Roanoke
- Maurice DeShazo – Martinsville area
- Chad Beasley, – Southwest Virginia
- Jake Houseright



Ben Taylor



"Having coached high school football in Newport News and having spent most of my professional recruiting life in the state of Virginia, I am fully aware of the outstanding quality of the players and coaches within our state. Our objective is to recruit as many of the great players in the state as possible with the goal of winning the national championship."

— Coach Jim Cavanaugh

Across the Country

- Cory Bird, Billy Conaty – New Jersey
- Keion Carpenter, Antonio Freeman – Maryland
- Ike Charlton, Torrian Gray – Florida
- André Davis – New York
- Kevin Jones, Jim Druckenmiller – Pennsylvania
- Kevin McCadam – California
- Corey Moore – Tennessee
- Pierson Prioleau, Tyrone Drakeford – South Carolina
- Jim Pyne – Massachusetts
- Derek Smith – West Virginia
- Ben Taylor, Dave Kadela – Ohio

Coaches' In-State Recruiting Areas

- Tony Ball Shenandoah Valley
- Jim Cavanaugh Richmond/Peninsula
- Bud Foster Northern Virginia
- Billy Hite Danville/Martinsville/New River Valley
- Danny Pearman Central Virginia/Fredericksburg
- Bryan Stinespring Tidewater/Roanoke/Lynchburg
- Lorenzo Ward Northern Virginia
- Charley Wiles Southwest Virginia

Tony Ball

Wide Receivers Coach



Tony Ball, who has 18 years of experience as a full-time collegiate coach, is beginning his eighth season as Virginia Tech's receivers coach. Ball's attention to detail and enthusiastic approach to the game of football have helped Tech to a 67-21 record, three bowl championships and an appearance in the national championship game over the past seven seasons.

Ball has shown an ability to motivate and prepare young players, which was instrumental in the development and success of the Hokies' youthful 2004 receiving corps that got 75 catches and 12 touchdowns from its freshmen.

Ball's successful pupils include split end Ernest Wilford who etched his name in the Tech record books in 2002 and 2003. Wilford became the Hokies' all-time receptions leader and was the first Tech player ever to post two 50-catch seasons. He was picked in the fourth round of the 2004 NFL Draft by Jacksonville.

Under Ball's watchful eye, André Davis became one of the nation's top big-play threats. Davis closed out his Tech career in 2001 ranked among the Hokies' top three in career catches, receiving yards and touchdown receptions. He was selected by the Cleveland Browns in the second round of the 2002 NFL Draft.

Ball came to Tech in 1998 after serving three seasons as an assistant at the University of Louisville, where he coached the receivers. Prior to his stint with the Cardinals, Ball worked with the running backs at Holy Cross for three seasons. He coached the receivers at his alma mater, UT-Chattanooga, on two

different occasions — once in 1988 and for two seasons in 1990-91. In between, Ball coached the running backs at East Tennessee State in 1989.

During the summers of 1996 and 1997, Ball participated in the National Football League's Minority Internship Program with the Baltimore Ravens.

Ball began his coaching career as a graduate assistant at Austin Peay in 1985 and 1986. While at Austin Peay, he earned a master's in health and nutrition. He served as restricted earnings coach at the University of South Carolina in 1987, working with the running backs and helping the Gamecocks to the Gator Bowl. His first full-time coaching position came at UTC the following year.

Ball played football for the late Joe Morrison at UT-Chattanooga. He was a standout running back who set numerous school kickoff return records and was recently named to the school's All-Century Football Team. He finished with a degree in criminal justice.

Ball is married to the former Maria Ann Slayden. They have two children: Anthony, 14, and Keshea, 13.

Ball's Profile

PERSONAL:

Born: 7/28/59, Chattanooga, Tenn.
Hometown: Chattanooga, Tenn.
Wife: former Maria Slayden
Children: Anthony and Keshea

EDUCATION:

High School: Brainerd High School (1977)
College: UT-Chattanooga (1983)
Postgraduate: Austin Peay (1987)

PLAYING EXPERIENCE:

UT Chattanooga (1977-80)

COACHING EXPERIENCE:

1985-86 Austin Peay (graduate assistant)
1987 South Carolina (volunteer running backs coach)
1988 UT-Chattanooga (receivers)
1989 ETSU (running backs)
1990-91 UT-Chattanooga (receivers)
1992-94 College of Holy Cross (running backs)
1995-97 Louisville (receivers)
1998- Virginia Tech (receivers)

BOWL EXPERIENCE:

Coach
1987 Gator (South Carolina vs. LSU)
1998 Music City (Virginia Tech vs. Alabama)
1999 Sugar (Virginia Tech vs. Florida State)
2000 Gator (Virginia Tech vs. Clemson)
2001 Gator (Virginia Tech vs. Florida State)
2002 San Francisco (Virginia Tech vs. Air Force)
2003 Insight (Virginia Tech vs. California)
2004 Sugar (Virginia Tech vs. Auburn)



Coach Tony Ball and his wife, Maria, with Keshea and Anthony.

Danny Pearman

Tight Ends and Offensive Tackles Coach



Danny Pearman, who has coached in Division I-A national championship games at two different schools, is starting his 14th season as a full-time collegiate assistant.

Pearman, who is in his eighth season as the Hokies' tight ends and offensive tackles coach, brought experience and a sound football background to the Tech staff in 1998. He arrived just

in time to help the Hokies to a surprising 8-3 regular season record and a 38-7 victory over Alabama in the Music City Bowl. Pearman helped in the development of All-BIG EAST tackle Derek Smith, who was drafted by the Washington Redskins following the season. He has since worked with three other all-conference tackles — Dave Kadela, Anthony Davis and Jon Dunn.

Under Pearman's tutelage, last year's group of tight ends was the most productive at Tech since 1984 with a combined total of 42 catches. Junior Jeff King was named second-team All-ACC.

During Tech's march to the national championship game in 1999, Pearman's group of tight

ends caught 17 passes, 16 of which went for first downs. In 2000, former walk-on Browning Wynn earned second-team All-BIG EAST honors at tight end, while teammate Bob Slowikowski caught a key 72-yard touchdown pass against West Virginia. Following the 2001 season, both players signed with NFL teams after contributing valuable senior leadership to a rebuilding offensive unit. In 2002, Keith Willis caught an 87-yard pass against Syracuse — the longest reception ever by a Tech tight end. A year later, Willis became the first Tech player ever to catch two touchdown passes in a bowl game. Eighty-five of the tight ends' last 112 receptions have resulted in first downs.

Prior to coming to Blacksburg, Pearman helped coach the University of Alabama to six bowls and a national championship between 1990 and 1997. After helping guide the Crimson Tide to the national championship in 1992, he contributed to the Tide winning Southeastern Conference Western Division championships the next four years.

Pearman was a graduate assistant at Alabama for two years, then served as coach of the offensive tackles from 1991 to 1996. He coached the defensive tackles and special teams in 1997.

A native of Charlotte, N.C., Pearman won three letters as a tight end at Clemson from 1983 through 1987. In his playing days, he was named a strength and conditioning All-American. He helped the Tigers win two ACC championships.

Following graduation, Pearman began his coaching career as a graduate assistant with the Tigers in 1988 and 1989. The Tigers won the ACC championship again in '88 and went to bowl games both of Pearman's seasons as a grad assistant.

Pearman has a bachelor's degree in finance and a master's in business administration, both from Clemson. He is married to the former Kristy Sewell of Birmingham, Ala., and they have a daughter, Taylor Brooke, 8, a son Tanner Ryan, 5, and a son Trent Joseph, 1.

Pearman's Profile

PERSONAL:

Born: 2/17/65, Charlotte, N.C.
Hometown: Charlotte, N.C.
Wife: former Kristy Sewell
Children: Taylor Brooke, Tanner Ryan, Trent Joseph

EDUCATION:

High School: Independence H.S. (1983)
College: Clemson University (1987)
Postgraduate: Clemson University (1989)

PLAYING EXPERIENCE:

Clemson (1983-87)

COACHING EXPERIENCE:

1988-89 Clemson (graduate assistant)
1990-91 Alabama (graduate assistant)
1991-96 Alabama (offensive tackles/off. special teams)
1997 Alabama (defensive tackles/special teams)
1998- Virginia Tech (tight ends and off. tackles)

BOWL EXPERIENCE:

Player

1985 Independence (Clemson vs. Minnesota)
1986 Gator (Clemson vs. Stanford)
1987 Citrus (Clemson vs. Penn State)

Coach

1988 Citrus (Clemson vs. Oklahoma)
1989 Gator (Clemson vs. West Virginia)
1990 Fiesta (Alabama vs. Louisville)
1991 Blockbuster (Alabama vs. Colorado)
1992 Sugar (Alabama vs. Miami)
1993 Gator (Alabama vs. North Carolina)
1994 Citrus (Alabama vs. Ohio State)
1996 Outback (Alabama vs. Michigan)
1998 Music City (Virginia Tech vs. Alabama)
1999 Sugar (Virginia Tech vs. Florida State)
2000 Gator (Virginia Tech vs. Clemson)
2001 Gator (Virginia Tech vs. Florida State)
2002 San Francisco (Virginia Tech vs. Air Force)
2003 Insight (Virginia Tech vs. California)
2004 Sugar (Virginia Tech vs. Auburn)



Coach Danny Pearman and his wife, Kristy, with Tanner, Trent and Taylor.

Kevin Rogers

Quarterbacks Coach



Kevin Rogers, who played a major role in the development of quarterback Donovan McNabb at Syracuse, is beginning his fourth season as the quarterbacks coach at Virginia Tech.

The 2005 season marks Rogers' 27th year as a full-time coach on the collegiate level. He

served as an offensive coordinator and quarterbacks coach at both Syracuse and Notre Dame before joining the Tech staff in January 2001.

Under Rogers' watchful eye, Tech quarterback Bryan Randall became the Hokies' all-time leader in passing yards, touchdown passes and total offense. In 2004, Randall was named the Player of the Year in the Atlantic Coast Conference, as well as the league's top offensive player.

Prior to a three-year stint at Notre Dame (1999-01), Rogers served as the quarterbacks coach for eight seasons at

Syracuse under head coach Paul Pasqualoni. His final two years at SU, Rogers was the offensive coordinator, as well as the quarterbacks coach.

Rogers' star pupil at Syracuse was McNabb, the BIG EAST Offensive Player of the Year three straight seasons (he shared the award in '96). McNabb broke most of Syracuse's passing records, which had been held by another of Rogers' proteges, Marvin Graves, who ranked second nationally in passing in 1992. McNabb was the second overall pick in the 1999 NFL Draft by the Philadelphia Eagles.

Rogers first joined the Syracuse staff in 1991 as quarterbacks coach, was named assistant head coach in 1995, served as recruiting coordinator from 1995-97 and was named offensive coordinator in '97.

Before his tenure at Syracuse, Rogers spent eight seasons on the Navy staff coaching a variety of positions. Rogers' other college coaching credits include running backs coach at William & Mary from 1980-82 and defensive line coach at Ohio State in 1977-78 under Woody Hayes.

In 1999, Rogers coached a Notre Dame offense that broke the school single-season record for total passing yards, completions and attempts.

Rogers has coached in 12 postseason bowl games as an assistant coach and has coached a number of All-Americans and National Football League players in his career, including McNabb, Qadry Ismail, Aaron Brown and Napoleon McCallum.

Rogers is no stranger to the Commonwealth of Virginia. The Brooklyn, N.Y., native is a 1974 graduate of the College of William & Mary and began his coaching career as an assistant coach at Bayside High School in Virginia Beach from 1974-76. At William & Mary, he was a three-year letterman as a linebacker and earned a degree in physical education. He earned a master's in physical education from Ohio State in 1978.

Rogers and his wife Betty are parents of three children — Kevin, a former quarterback at Villanova and now a scouting assistant for the Indianapolis Colts; Megan, a Notre Dame graduate who currently works for the New York Jets; and Ryan, a 2005 Notre Dame graduate.

Rogers' Profile

PERSONAL:

Born: 9/7/51, Brooklyn, N.Y.
Hometown: Sparta, N.J.
Wife: former Betty Sheridan
Children: Kevin Sean Rogers, Jr., Megan Elizabeth, Ryan Patrick

EDUCATION:

High School: Sparta (N.J.) High School (1969)
College: College of William & Mary (1974)
Postgraduate: Ohio State (1978)

PLAYING EXPERIENCE:

Massanutten (Va.) Academy (1969-70)
William & Mary (1971-73)

COACHING EXPERIENCE:

1974-76 Bayside (Va.) High (assistant coach)
1977-78 Ohio State (defensive line) G.A.
1979 Mainland (Fla.) High (head coach)
1980-82 William & Mary (running backs)
1983 Navy (tight ends/offensive tackles)
1984-85 Navy (tight ends/wide receivers)
1986 Navy (defensive backs)
1987-88 Navy (running backs)
1989-90 Navy (quarterbacks)
1991-94 Syracuse (quarterbacks)
1995-96 Syracuse (asst. head coach/quarterbacks/
recruiting coordinator)
1997-98 Syracuse (offensive coordinator/quarterbacks)
1999-01 Notre Dame (offensive coordinator/quarterbacks)
2002- Virginia Tech (quarterbacks)

BOWL EXPERIENCE:

Coach

1977 Sugar (Ohio State vs. Alabama)
1978 Gator (Ohio State vs. Clemson)
1991 Hall of Fame (Syracuse vs. Ohio State)
1992 Fiesta (Syracuse vs. Colorado)
1995 Gator (Syracuse vs. Clemson)
1996 Liberty (Syracuse vs. Houston)
1997 Fiesta (Syracuse vs. Kansas State)
1998 Orange (Syracuse vs. Florida)
2000 Fiesta (Notre Dame vs. Oregon State)
2002 San Francisco (Virginia Tech vs. Air Force)
2003 Insight (Virginia Tech vs. California)
2004 Sugar (Virginia Tech vs. Auburn)



Coach Kevin Rogers and his wife, Betty, with Megan, Ryan (l) and Kevin.

Lorenzo Ward



Defensive Backfield Coach

Lorenzo Ward's reputation as an outstanding coach and recruiter continues to grow as he begins his seventh season on Frank Beamer's football staff at Virginia Tech. Ward oversees Tech's cornerbacks and free safeties.

During his time with the Hokies, Ward has coached five all-BIG EAST players and one all-ACC selection, produced a secondary that helped Tech finish among the national defensive leaders five of the last six seasons and spearheaded the recruiting of the nation's top high school football player.

His work with the secondary in 1999 contributed to the Hokies

finishing No. 3 in total defense and No. 7 in pass efficiency defense. In 2000, Tech tied for third nationally in interceptions and during the 2001 season, the Hokies ranked second in total defense, third in pass efficiency defense, eighth in pass defense and tied for seventh in interceptions. In 2002, Tech led the Division I-A ranks in interceptions with 24. Last season, the Hokies finished fourth nationally in pass defense, tied for fourth in interceptions and ranked seventh in pass efficiency defense.

Ward was instrumental in Tech's signing of Pennsylvania running back Kevin Jones in February 2000. Jones, the most highly touted player ever to sign with the Hokies, was rated the top high school football player in the country. Jones was named the BIG EAST Conference Rookie of the Year in 2000 and as a

junior broke three Tech rushing records on the way to becoming a consensus All-American and a first-round pick in the NFL Draft.

Five of Ward's cornerbacks at Tech — Anthony Midget, Ike Charlton, Ronyell Whitaker, DeAngelo Hall and Jimmy Williams — earned all-conference honors, as did free safety Willie Pile. Midget was a first-team All-BIG EAST pick and Charlton a second-team selection in 1999, while Whitaker was second team in 2000 and first team in 2001. Hall and Pile were second-team picks in 2002. Hall became a first-team All-BIG EAST selection and a second-team A-A pick in 2003 and was the eighth overall player taken in the NFL Draft. Hall and Pile were semi-finalists for the Jim Thorpe Award in 2002 and 2003, respectively. Williams was a first-team All-ACC pick last season.

Prior to joining the Tech coaching staff, Ward was a coach at UT-Chattanooga and Alabama. He was named the defensive coordinator at UT-Chattanooga in 1998 after serving as the Mocs'

running backs coach in 1997. Prior to working with the running backs, Ward was the defensive backs coach.

An Alabama native, Ward starred for the Crimson Tide from 1986-90. He helped lead Alabama to a 33-15 record and a Southeastern Conference Championship during his career. He was also tabbed Special Teams Player of the Year by *The Sporting News* in 1990 as the Tide's unit ranked No. 1 in the nation. Ward played on four bowl teams, helping lead 'Bama to two Sun Bowl wins.

Ward served two seasons as a graduate assistant at Alabama before spending one season as an assistant coach at Newnan High in Newnan, Ga. He joined the UTC staff as the secondary coach in 1994.

Nicknamed "Whammy" because of his fierce tackles, Ward graduated from Alabama in 1990 with a bachelor's in physical education. He is married to the former Tara Tubbs. The couple has one son, Lorenzo Donovan Ward, Jr., who is 9.

Ward's Profile

PERSONAL:

Born: 4/26/67, Greensboro, Ala.
Hometown: Greensboro, Ala.
Wife: former Tara Tubbs
Child: Lorenzo Donovan Ward, Jr.

EDUCATION:

High School: Greensboro Public School — West Campus (1986)
College: University of Alabama (1990)

PLAYING EXPERIENCE:

Alabama (1986-90)

COACHING EXPERIENCE:

1991-93 Alabama (graduate assistant)
1993 Newnan High (assistant coach)
1994-98 UT-Chattanooga (secondary/running backs)
1999- Virginia Tech (defensive backfield)

BOWL EXPERIENCE:

Player

1986 Sun (Alabama vs. Washington)
1988 Hall of Fame (Alabama vs. Michigan)
1988 Sun (Alabama vs. Army)
1990 Sugar (Alabama vs. Miami)

Coach

1991 Blockbuster (Alabama vs. Colorado)
1993 Gator (Alabama vs. North Carolina)
1999 Sugar (Virginia Tech vs. Florida State)
2000 Gator (Virginia Tech vs. Clemson)
2001 Gator (Virginia Tech vs. Florida State)
2002 San Francisco (Virginia Tech vs. Air Force)
2003 Insight (Virginia Tech vs. California)
2004 Sugar (Virginia Tech vs. Auburn)



Coach Lorenzo Ward and his wife, Tara, with Lorenzo, Jr.

Charley Wiles

Defensive Line Coach



Charley Wiles, a former All-America player for Frank Beamer at Murray State, has produced four All-Americans of his own since joining Beamer's Virginia Tech staff as defensive line coach in 1996.

Among the top players Wiles has helped develop during his nine seasons directing the Tech line are ends Corey Moore and Cornell Brown. In 1999, Moore won the Mike Fox/Bronko Nagurski Award as the nation's best defensive player and the Lombardi Award as the best lineman.

He also became Tech's second unanimous All-American and was chosen the BIG EAST Defensive Player of the Year two consecutive years. Brown was a two-time All-America pick, taking consensus honors as a junior in 1995 when he was also named the National Defensive Player of the Year by Football News and the BIG EAST Defensive Player of the Year.

Wiles also coached John Engelberger, who was named second-team on The Associated Press All-America team and tackle David Pugh, who was a third-team All-America pick by *The Sporting News*.

In all, 11 of Wiles' players have won all-conference honors, including end Darryl Tapp and tackle Jim Davis, who were first and second team picks, respectively, on last year's All-ACC squad.

During the 1999 season, Wiles coached a veteran line that he helped mold into what *The Sporting News* rated as the best Division I-A defensive line in the college ranks prior to the season. That line helped the Hokies finish first in the nation in scoring defense and third in rushing defense and total defense. Tech's 2001 defensive line was rated as the fourth-best in the Division I-A ranks by *The Sporting News*.

Wiles is on his second tour of duty at Tech. He originally joined Beamer's Tech staff as a graduate assistant in 1987 and worked in that capacity for two years. Wiles first had a player-coach relationship with Beamer, when Beamer was the head man at Murray State. Wiles won Kodak Division I-AA All-America honors as an offensive lineman in 1986.

When he left Tech after the 1988 season, Wiles spent a year

on the staff at East Tennessee State. He then returned to Murray State for a six-year coaching tenure, winding up as the Racers' co-defensive coordinator. In 1995, he helped coach the Racers to an 11-0 regular-season mark and a berth in the NCAA Division I-AA playoffs. Wiles also served as Murray State's recruiting coordinator, helping land many of the Racers' top players.

When Wiles rejoined Beamer at Tech in 1996, he fulfilled a goal he had set during his first stint in Blacksburg. The Hokies have competed in bowl games during each season since he rejoined the staff.

A native of DeLand, Fla., and a three-sport star at DeLand High School, he is married to the former Andrea Wilder of Booneville, Ind. They have a daughter, Kendell, 9, and a son Eric, 6.

Wiles' Profile

PERSONAL:

Born: 5/4/64, Nashville, Tenn.
Hometown: DeLand, Fla.
Wife: former Andrea Wilder
Children: Kendell, Eric

EDUCATION:

High School: DeLand High School
College: Murray State University (1987)
Postgraduate: Virginia Tech (1989)

PLAYING EXPERIENCE:

Murray State (1983-86)

COACHING EXPERIENCE:

1987-88 Virginia Tech (graduate assistant)
1989 East Tennessee State (offensive line)
1990-91 Murray State (defensive ends)
1992 Murray State (running backs)
1993-95 Murray State (linebackers)
1995 Murray State (co-def. coordinator)
1996- Virginia Tech (defensive line)

BOWL EXPERIENCE:

Player

1986 Division I-AA Playoff Quarterfinals
(Murray State vs. Eastern Illinois)

Coach

1995 Division I-AA Playoff Quarterfinals
(Murray State vs. Northern Iowa)
1996 Orange (Virginia Tech vs. Nebraska)
1997 Gator (Virginia Tech vs. North Carolina)
1998 Music City (Virginia Tech vs. Alabama)
1999 Sugar (Virginia Tech vs. Florida State)
2000 Gator (Virginia Tech vs. Clemson)
2001 Gator (Virginia Tech vs. Florida State)
2002 San Francisco (Virginia Tech vs. Air Force)
2003 Insight (Virginia Tech vs. California)
2004 Sugar (Virginia Tech vs. Auburn)



Coach Charley Wiles and his wife, Andrea, with Eric and Kendell.

John Ballein

Associate Director of Athletics for Football Operations



John Ballein holds one of the most important positions in Virginia Tech athletics as associate athletics director for football operations. He was promoted to the position during the summer of 2000 in recognition of his excellent work for Coach Frank Beamer and his program.

Called "the No. 1 administrative assistant in the

country" by former Tech AD Dave Braine, Ballein is responsible for all operations dealing with the football program. He continues to serve as assistant to head coach Frank Beamer and as departmental recruiting coordinator, jobs he performed prior to his promotion.

"You name it and John Ballein does it," Beamer said in a Dec. 18, 1999 article on Ballein in *The Roanoke Times*. "Just everything that goes on around here — our travel, our recruiting, our camps, our clinics. He is absolutely the best."

A native of Bentleyville, Pa., Ballein was a linebacker at Indiana University of Pennsylvania and graduated with a degree in health and physical education in

1983. He later earned a master's in education from Old Dominion University in 1987 and is close to completing his Ed.D in health promotions from Virginia Tech.

Ballein was a teacher and football coach in 1983-84 at Woodrow Wilson High School in Portsmouth, Va., and at Western Branch High in Chesapeake, Va., in 1985-86.

Ballein served on Beamer's first Virginia Tech staff in 1987 as a graduate assistant coach. In 1988, he accepted a position as running backs coach at Western Kentucky University. He returned to Tech a year later as recruiting coordinator.

With his office adjacent to Coach Beamer's, he is often considered Beamer's right-hand

man. He deals mostly with the administrative side of the football program, but is one of the favorites among players. His office is a preferred hangout, and he is one of the most beloved and respected members of the staff.

"I don't think [Coach] Beamer could operate without Ballein," said former Tech standout Corey Moore. "Ballein's a guy on the ball. Plus, he's kind of a favorite among the players, too."

Ballein is married to the former Stephanie Green, who was a basketball player at Tech in her undergraduate days. They have two daughters, Jordan Gray, 9, and Jalyn Ann, 7.



John Ballein and his wife, Stephanie, with Jordan and Jalyn.

Football Support Staff



Bruce Garnes
Football Operations
Assistant

Bruce Garnes, a 1994 graduate of Virginia Tech, is in his seventh year as an administrative assistant in the Hokies' football office.

For six years, he has served as the liaison between the academic community and football and has helped the Hokies with their recruiting efforts. Garnes also assists John Ballein, the associate athletic director for football operations, with Tech's football camps and coaching clinics.

A native of Martinsville, Va., Garnes graduated from Tech with a bachelor's in sport management. He received a master's at Tech in counseling education in 1996.

In 1998 and 1999, Garnes interned with the Dallas Cowboys in the equipment room.

A 1989 graduate of Magna Vista High School in Ridgeway, Va., Garnes, 34, is single and enjoys jogging, spending time with his mother and co-workers and watching all Virginia Tech athletic teams compete.

GRADUATE ASSISTANTS



Steve DeMasi



Dan Wilkinson



Diana Clark
Secretary to
Coach Beamer



Lisa Marie
Football Program
Support Technician



Kristie Verniel
Football Program
Support Technician



Lester Karlin
Equipment Manager

Lester Karlin, a veteran of 27 years as the Hokies' equipment manager, is one of the most popular people on the Virginia Tech athletic staff.

Karlin is a certified equipment manager and a member of the Athletic Equipment Managers Association. In addition to ordering equipment for the football team, he is responsible for the day-to-day operations of the equipment room.

A native of Norfolk, Va., Karlin graduated from Tech in 1974 with a bachelor's degree in health and physical education. From 1971 to 1973, he served as the student assistant in the football equipment room.

Karlin worked for two years in the World Football League, serving as the equipment manager for teams in Houston, Texas, and Shreveport, La. He returned to Blacksburg and his alma mater in 1978.

Karlin, his wife, Suzie, and their daughters Sarah and Rachel live in Blacksburg. Karlin is a life member of the Blacksburg Volunteer Rescue Squad. He spends his spare time either working in his yard or at the rescue squad.



Lester Karlin and his wife, Suzie, with their daughters Rachel and Sarah and their dog, Maggie.



Adam Linkous
Head Student
Manager



Travis Benn
Student
Manager



Eric Carr
Student
Manager



Cliff Feiring
Student
Manager



Nathan Graham
Student
Manager



Gregg Narvid
Student
Manager



Chris Shelton
Student
Manager

Meet the HOKIES

Redshirt sophomores Vince Hall (left) and Josh Hyman (right) played big roles as freshmen for Tech as the Hokies posted a 10-3 mark and earned a trip to the Sugar Bowl in 2004.



A host of talented players on both sides of the ball will lead the Hokies this season as they look to extend Virginia Tech's streak of 12 consecutive bowl games


**2002
GATOR**

9th bowl of
12 in a row

2005 Player Profiles



Xavier Adibi



11 Xavier ADIBI

**Linebacker • 6-2 • 224 • r-So. • 1VL
Hampton, Va. • Phoebus H.S.**

Has all the tools to be a special player ... Can be a good cover man in the passing game as well as strong against the run ... Fast, smart and aggressive ... An All-ACC Freshman Team selection by *The Sporting News* as a linebacker last season ... Came back from what was thought to be a season-ending injury to contribute in Tech's last six games ... Can cover a lot of ground ... Despite his youth, will be looked to as a leader as well as a playmaker for the Hokies ...

2004: Played in seven games, recording 21 solo stops and four assists ... Included in those 25 tackles were 4.5 tackles for loss and 2.0 sacks ... Also had one interception, one forced fumble and two quarterback hurries ... Played 192 snaps on defense and 13 on special teams in the regular season ... Was lost for six games after suffering a torn tendon in his right biceps muscle during the opening game against USC ... Injury happened on his 23rd play as a collegian ... Had surgery the following week ... Made a

Pronunciation Guide

XAVIER ADIBI..... ZAY-vee-ur uh-DEE-bee
Mason BAGGETT BAG-it
Noland BURCHETTE..... bur-CHET
John CANDELAS can-DELL-us
Chris CEASAR..... CEE-zur
JAHRE CheesemanJAR-ray
Jared DEVELLI duh-VELL-eee
Jud DUNLEVY DUN-lee-vee
Rashad FEREBEE..... FUR-uh-bee
HIVERA Green..... Hah-vee-air (Javier)
Mike IMOH EEE-moh
ELAN Lewis EE-lin
ORION Martin Oh-RYE-in
Tim SANDIDGE..... SAN-didge
DEVEON Simmons DEE-vee-on
STEPHAN Virgil STEFF-in

remarkable recovery and returned to the field against Georgia Tech ... Played 43 snaps in that game, recording eight tackles, seven of which were solo stops ... Had a forced fumble on his first drive ... Also had 2.5 tackles for loss and two sacks ... Recorded his first career interception in the win over Maryland ... Recorded a 34 1/2-inch vertical jump, a 340-pound bench and a 4.5 40-yard dash in spring testing ...


2003: Redshirted while working at the backer position during the fall ... Turned in a 33 1/2-inch vertical jump during scout team testing during the season ... His 365-pound bench press during spring max testing was tops among the inside linebackers ... Contributed three tackles, including one for a loss in Tech's first spring scrimmage ... Was one of the team leaders with five tackles in the team's third scrimmage ... Contributed three tackles in the annual Maroon-White game ...

High School: Named an All-American by *PrepStar* as a defensive lineman and an All-American by *SuperPrep* as a linebacker ... Played for Coach Bill Dee at Phoebus High ... Helped his team to back-to-back Group AAA championships ... Was a 2002 AAA first-team all-state selection by The Associated Press as a defensive lineman ... A first-team and defensive player of the year selection to the 2002 AAA coaches all-state team at the defensive end position ... Named to the VHSCA All-Eastern Region first team as a defensive end ... Named to the first-team *Newport News Daily Press* All-Star Team as a defensive lineman ... A three-time *Daily Press* All-Star ... Was the leader of a Phantoms' defense that held opponents to fewer than five points a game ... Finished with a team-best 13.5 sacks and 100-plus tackles, including 31 for loss ... Also rushed for 575 yards and 11 TDs at fullback ... A first-team all-region selection at end ... A first-team selection to the 2001 AAA Coaches and Associated Press all-state teams at a defensive lineman spot as a junior ... Rated the No. 96 prospect nationally, the No. 12 player in the Mid-Atlantic region and the No. 1 prospect in the state of Virginia by *Tom Lemming's Prep Football Report* ... Ranked the No. 1 player in Virginia by *The Roanoke Times* ... Rated the No. 4 linebacker in the nation and the No. 1 player in Virginia by *SuperPrep* ...

Personal: Xavier Oyekola Adibi ...

Born 10/18/84 in Stillwater, OK ... Son of Abiodun and Leanne Adibi ... Brother of former Tech defensive end Nathaniel Adibi ... Majoring in apparel, housing, resource management.

Tackles	G	UT	AT	Tot.	Loss	Sacks
2004	7	21	4	25	4.5- 20	2.0- 14
Interceptions	G	No.	Yds.	Avg.	TD	LG
2004	7	1	0	0.0	0	0



37 Jesse ALLEN

**Fullback • 6-0 • 244 • r-Jr. • 1VL
Monson, Mass. • Pathfinder Regional H.S.**

A walk-on who saw starting time at fullback in the second half of last season ... Earned a scholarship following spring practice ... An outstanding blocker who can catch the ball out of the backfield ... Called a "freak" in the weight room by running backs coach Billy Hite ... Earned Super Iron Hokie honors in the weight room this past spring ... Set a new team record with a 395-pound power clean ... Goes into

preseason camp as the No. 1 fullback ...

2004: Played in 10 games, starting two ... Had three receptions for 24 yards and a touchdown ... Caught a 9-yard touchdown pass in the win over Florida A&M on his first collegiate touch ... Made his first collegiate start at UNC, playing 41 offensive snaps ... Recorded a 560-pound back squat, a 430-pound bench and a 360-pound push jerk in spring testing ...

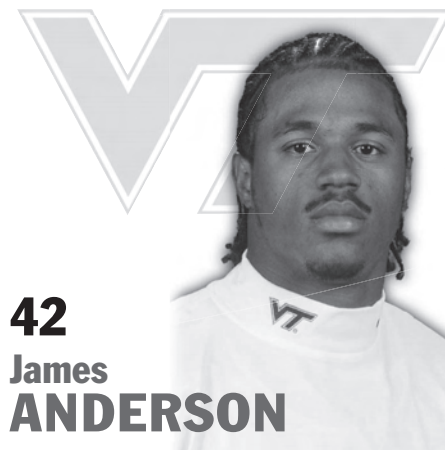
2003: Continued to take reps at the fullback spot ... Did not dress or play in any of the games ... Played in both jayvee games ... Had three carries for nine yards against Hargrave ... Earned Iron Hokie honors in the weight room during the preseason and was a Super Iron Hokie in the spring ... Set a position record in the power clean with a lift of 361 pounds ... His lift ranked fourth on the Hokies' all-time list ...

2002: Worked at fullback while redshirting ... His 351-pound hang clean was the second-best on the team during fall testing ... Earned Super Iron Hokie honors during spring max testing ... Bench pressed 400 pounds and posted a 530-pound back squat ... Turned in an 18-yard run during one of the Hokies' spring scrimmages and had a 7-yard pass reception in another ...

High School: Was a four-year letterman as a running back and linebacker for Coach Chris Pope at Pathfinder Regional High ... Set a school record with 2,316 yards rushing his senior year ... Scored 23 touchdowns on the ground and two receiving ... Ran for 301 yards and five TDs in a game against Dean Tech ... Posted 180 tackles, nine sacks and four interceptions from his linebacker spot ... Finished with over 3,700 yards rushing and 42 career touchdowns and had his number retired ... Scored a touchdown in the state all-star game ... A three-time all-league pick and a two-time selection for All-Western honors ... Was the team's offensive MVP as a junior and senior ...

Personal: Jesse Lee Allen ... Born 10/22/83 in Springfield, MA ... Son of Tim and Sharron Allen ... Majoring in sociology.

Receiving	G	No.	Yds.	Avg.	TD	LG
2004	10	3	24	8.0	1	13




42 James ANDERSON

**Linebacker • 6-3 • 222 • r-Sr. • 3VL
Chesapeake, Va. • Deep Creek H.S.**

Became a big contributor in his first season as a full-time starter last year ... Moved from inside linebacker to the whip position and finished seventh on the team in tackles ... Is the only player in Tech football history to earn the Excalibur Award — the top honor in Tech's strength and conditioning program — four times ... Has developed a knowledge of the position that allows him to put his speed and athleticism to full use ... Continued to shine during the spring ... Has worked hard to become the best player he can be ... Will be counted on as both a playmaker and a leader ...

2004: Played in 13 games, starting 12 ... Had 21 solo stops and 27 assists ... Included in those 48 tackles were 6.5 tackles for loss and 2.5 sacks ... Also had one interception, two forced fumbles and a pass break up ... Played 368 snaps on defense and 117 on special teams in the regular season ... Got the start in the opener against USC, playing 41 snaps ... Recorded four total tackles, including .5 for loss, in the win over Western Michigan ... Intercepted his first collegiate pass against Maryland, returning it 14 yards ... Also had



Jesse
Allen

ANDERSON *Continued*

three tackles and a forced fumble ... Recorded seven tackles, including a sack, in the win over Virginia ... Had a sack against Miami that forced a fumble that was recovered by the Hokies ... Recorded four tackles in the Maroon-White game ... Recorded a 350-pound bench, a 530-pound back squat, a 326-pound power clean and a 336-pound push jerk in spring testing ... Also posted a 38 1/2-inch vertical jump and a 4.48 40-yard dash ...

2003: Saw action in all 13 games ... Led the team in special teams tackles with 37 ... Also had four tackles on defense ... Had four tackles on defense and four tackles and a forced fumble on special teams against James Madison ... Finished the season with a pair of tackles against California in the Insight Bowl ... Posted a 41 1/2-inch vertical jump on the way to Super Iron Hokie honors in the spring ... Also had a personal-best 540-pound back squat ... Led the winning White team with six tackles during the annual spring Maroon-White game ...

2002: Played in all 14 games ... Recorded 28 solo stops and 20 assisted tackles ... Included in those 48 tackles were three tackles for loss and 1.5 sacks ... Also had three quarterback hurries and a forced fumble ... Caused a fumble and recorded five total tackles against LSU ... Saw extensive playing time at Western Michigan, recording five solo tackles, an assist, two quarterback hurries and a sack ... Made his first career start against Temple ... Recorded four solo tackles, seven assists and a quarterback hurry in that game ... Started and played all 100 defensive plays at Syracuse, recording four solo tackles and two assists ... Also played 14 snaps on special teams ... Ran a 4.43 forty during spring max testing ... Set a position record for whip linebackers with a 341-pound push jerk ... Also bench pressed 370 pounds and had a 38 1/2-inch vertical jump on the way to Super Iron Hokie honors ... Moved to whip linebacker for spring practice ...

2001: Redshirted while working at the backer position ... His 36 1/2-inch vertical jump during spring testing was the second-best among the Hokies' inside linebackers ... Also turned in the second-best hang clean (305 pounds) in the group and the third-best back squat (500 pounds) ... Continued to work at backer during spring practice ...

High School: Posted 41 tackles, five sacks, four fumble recoveries and an interception as a senior for Coach David Cox at Deep Creek High ... A *PrepStar* All-American who was rated the No. 8 linebacker in the Atlantic Region ... Named second-team Group AAA all-state as a linebacker by both the coaches and The Associated Press ... Also named first-team All-Tidewater by the Norfolk *Virginian-Pilot* ... Ranked the No. 26 prospect in Virginia by *SuperPrep* and *The Roanoke Times* ... Also competed in basketball and track ... High jumped 6-6 ... Finished sixth in the state shot put as a senior ...

Personal: James Nathaniel Anderson ... Born 9/26/83 in Roanoke Rapids, NC ... Son of James, Sr., and Brenda Anderson ... His father played basketball at North Carolina A&T ... Graduated with a degree in studio art and is enrolled in health and physical education in graduate school.

Tackles	G	UT	AT	Tot.	Loss	Sacks
2002	14	28	20	48	3.0-	9 1.5-
2003	13	29	12	41	0-	0 0-
2004	13	21	27	48	6.5-	19 2.5-
Career	40	78	59	137	9.5-	28 4.0-

----- 2004 Tackles Game-by-Game -----						
vs USC	1	2	4	6	0-	0 0-
WMU	1	1	3	4	.5-	1 0-
Duke	1	1	2	3	1.0-	1 0.5-
NCSU	1	1	4	5	1.0-	2 0-
WVU	1	3	2	5	0.5-	1 0-
at WFU	1	2	0	2	1.0-	2 0-
FAMU	1	0	0	0	0-	0 0-
at GT	1	1	2	3	0-	0 0-
at UNC	1	1	1	2	0-	0 0-
MD	1	3	0	3	0-	0 0-
UVa	1	3	4	7	1.0-	3 1.0-
at UM	1	2	2	4	1.0-	8 1.0-
vs AU	1	1	3	4	0.5-	1 0-

Interceptions	G	No.	Yds.	Avg.	TD	LG
2004	13	1	14	14.0	0	14



Mason BAGGETT

Offensive Tackle • 6-1 • 282 • Jr.
Richmond, Va. • James River H.S.


A walk-on who has worked hard to earn a spot on the team ... Will provide depth at the tackle position ... Has good size and is willing to put in the extra work on the scout team ... Needs to get adjusted to the speed of the college game ... Enters the fall as the No. 3 man at the right tackle spot ...

2004: Saw action in two games, playing seven offense snaps ... Was in for four snaps against Florida A&M and three against Maryland ... Played in the jayvee game against Fork Union ... Recorded a 410-pound bench and 316-pound push jerk in spring testing ...

2003: Was one of just four returning players to meet all six of his goals in preseason strength and conditioning testing ... Played on the scout and jayvee teams during the fall ... Worked at offensive tackle ... Turned in a 380-pound bench press and 560-pound back squat ...

High School: Lettered three times for Coach George DeFrancesco at James River High School ... Was captain his senior year ... Also lettered four times in wrestling, qualifying for the state tournament as a junior ... Was named first-team all-academic in both football and wrestling ... Was the 2002 Dominion District heavyweight champion ...

Personal: Mason Christopher Baggett ... Born 8/16/83 ... Son of Thomas and Jane Baggett ... Majoring in human nutrition, foods and exercise.



34 George BELL

Tailback • 5-10 • 221 • r-Fr.
Fayetteville, N.C. • Jack Britt H.S.

Made great improvements this past spring ... Is pain-free for the first time in years ... Is expected to see the field this fall ... A big, strong and tough player with an outstanding work ethic ... Finds the hole and is punishing when he runs the football ... Has become a really good blocker ... Was named one of the team's top offensive newcomers following spring practice ... Enrolled at Tech right after his final high school season and went through 2004 spring practice ...


2004: Redshirted last season, using the time to continue rehabilitation on his knee ... Led the Maroon squad with 37 yards on 10 carries in the Maroon-White game ... Given the Paul Torgersen Award, awarded to the top offensive newcomer, following spring practice ... Recorded a 321-pound power clean and a 331-pound push jerk in spring testing ...

2003: Enrolled at Tech in January 2004 after completing his high school degree early ... Posted a 380-pound bench press during spring max testing and added a 341-pound push jerk that ranked second among Tech's running backs ... Earned Iron Hokie honors ... Began spring practice at fullback, then moved to tailback ... Carried the football four times for 26 yards in the team's second spring scrimmage ... Rushed for 22 yards on eight carries in the third scrimmage and had 48 yards on eight carries in the final scrimmage of the spring ... Added eight carries for 24 yards during the annual Maroon-White game ...

High School: A prep All-America running

back for Coach Richard Bailey at Jack Britt High ... Only played in three games as a senior due to knee injury he suffered during his junior season ... Rushed for 279 yards in the three games after returning from the injury ... Rushed for 529 yards and seven touchdowns in three full games before suffering the injury as a junior ... Had 127 yards in the game he was injured ... Started his varsity career with 1,100 yards rushing as a freshman ... Added 864 yards as a sophomore before missing four games with a broken wrist ... Was rated the No. 4 tailback in the nation by Tom Lemming ... Named a high school All-American by *SuperPrep*, *PrepStar* and Lemming ... Ranked the No. 12 running back in the nation by Rivals100.com and 26th by *SuperPrep* ... Listed as the No. 28 player in the country in *Lemming's Prep Football Report* ... Picked to the *PrepStar* Dream Team ... Played in the U.S. Army All-America Bowl ...

Personal: George W. Bell ... Born 10/28/85 ... Son of Janet and Jeff Polk ... Enrolled in university studies.



59 Barry BOOKER

Defensive Tackle • 6-4 • 294 • r-So.
Amherst, Va. • Amherst H.S.

Came on during the spring and put himself in contention for the backup duties behind senior Jonathan Lewis ... A young player with a good upside ... Showed some play-making ability ... Still has some work to do in terms of his body and getting stronger at the point of attack, but has a chance to help out this fall ... Should only get better with experience ...


2004: Played in one game ... Recorded one solo tackle and one assist ... Also had a quarterback hurry and a forced fumble ... Recorded a 350-pound bench and a 316-pound power clean in spring testing ...

2003: Worked to add weight while taking a redshirt year ... Spent most of practice time at tackle ... Bench pressed 350 pounds and had a 500-pound back squat during spring max testing ... Posted a sack for the winning White team in the 2004 Maroon-White game ... Finished the game with a total of four tackles ...

High School: Played a number of positions for Coach Scott Abell at Amherst, including

tight end, fullback and defensive tackle ... Named an all-region selection for the Atlantic region by *PrepStar* as a defensive lineman ... Was a 2002 AA second-team all-state selection by The Associated Press as a defensive lineman ... A first-team selection to the 2002 AA Coaches all-state team at the defensive end position ... Notched 68 tackles and 13 sacks on defense while rushing for 250 yards and catching nine passes for three touchdowns on offense his senior season ... Registered 10 sacks and was named to the all-district team as a junior ... Rated the No. 24 defensive tackle in the nation by Tom Lemming on ESPN.com ... The No. 17 player in Virginia as ranked by *SuperPrep* magazine ... Rated the No. 18 player in Virginia by *The Roanoke Times* ... One of the top 40 linebackers/defensive ends in the ACC area as ranked by the preseason *G&W Recruiting Report* ...

Personal: Barry Nathaniel Booker, Jr. ... Born 11/13/85 in Fort Campbell, KY ... Son of Barry and Patsy Booker ... Enrolled in university studies.



Justin BORN

Split End • 6-0 • 195 • So.
Centreville, Va. • Westfield H.S.


A walk-on receiver who will provide depth to the receiving corps ... Made some big strides this spring, but still has a way to go ... Will serve on the scout team this fall ... Could play either of the receiver positions ... Needs to get better, athletically, to play at this level ... Has good hands ...

2004: Joined the team for spring practice ... Had a 22-yard grab in the Maroon-White game ... Recorded a 290-pound bench, a 430-pound back squat, a 32 1/2-inch vertical jump and a 4.46 40-yard dash in spring testing ...

High School: Played wide receiver for Coach Tom Verbanic at Westfield ... Was a teammate of current Hokies Eddie Royal, Brent Bowden and Sean Glennon ... Named all-district and all-region at wide receiver as a junior ... Won the Class AAA, Group 6 Virginia state championship with 14-0 record his final

year ... As a senior, totaled 570 yards receiving on 38 catches and 11 touchdowns ... For his career, totaled 83 receptions for 970 yards ...

Personal: Justin Thomas Born ... Born 2/10/86 in Ft. Leonard Wood, MO ... Son of Richard Born and Cathrine Rowe ... Enrolled in university studies.



6 Andrew BOWMAN

Linebacker • 5-11 • 235 • r-Fr.
Glen Allen, Va. • Hermitage H.S.


A promising young player who is still adjusting ... Showed flashes of his potential during the late stages of spring practice ... Has the ability to contribute at mike linebacker as he improves his strength and conditioning ... Could see his initial action on special teams ... Has a chance to make a move on the depth chart with a good summer preparation and preseason showing ...

2004: Was redshirted while working with the scout team ... Posted a 475-pound squat and a 320-pound bench in spring testing ...

High School: A *SuperPrep* and *PrepStar* All-America pick as a senior ... Lettered four seasons while seeing action at linebacker and running back for Coach Patrick Kane ... Posted 99 tackles in 2003 with 11 tackles for loss and a pair of sacks ... Also forced three fumbles and recovered two ... Earned first-team all-district, all-Metro and all-region honors as a linebacker ... Named second-team Group AAA by both The Associated Press and the coaches ... Ranked the No. 7 player in the state by *SuperPrep* and the No. 9 player by *The Roanoke Times* ... Listed the No. 24 linebacker prospect in the nation by *SuperPrep* ... Rated the No. 56 player in the Mid-Atlantic region by Tom Lemming's *Prep Football Report* ... Selected the No. 30 prep inside linebacker in the country by Rivals ... Helped his team to a 10-1 record his junior year ... Had 100 tackles that season, including four sacks, an interception, five fumbles caused and five recovered ... Was first-team all-district and second-team all-Metro that season ...

Personal: Andrew Lacy Bowman, Jr. ... Born 3/6/86 in Richmond, VA ... Son of Andrew, Sr., and Gwen Bowman ... Majoring in biology.

hokiephotos.com



89
Duane
BROWN

Tight End • 6-5 • 280 • r-So. • 1VL
Richmond, Va. • Hermitage H.S.

A big, talented athlete who will look for more playing time this season ... Has a chance to challenge Jeff King for the starting job ... Will be used as Tech's second tight end in several sets ... Saw a lot of action on special teams last year ... The biggest of the tight ends ... Moves well for his size and has great hands ... Works extremely hard in the weight room ... Earned Super Iron Hokie honors in the weight room this past spring ...

2004: Played in all 13 games, catching three passes for 64 yards and a touchdown ... Played 157 snaps on offense and 150 on special teams in the regular season ... Caught his first collegiate pass against Western Michigan, a 33-yarder from Sean Glennon that went for a touchdown ... Had a 26-yard reception in the win over FAMU ... Recorded a 530-pound back squat, a 316-pound power clean and a 326-pound push jerk in spring testing ...

2003: Took a redshirt year while working at tight end ... Caught a 10-yard pass during Tech's second spring scrimmage ... Hauled in a 9-yard touchdown pass in the final scrimmage of the spring ...


High School: A two-year letterman at tight end and defensive end for Coach Patrick Kane at Hermitage ... Played in the Panthers' first three games his senior year before suffering a broken leg ... Returned for the Central Region semifinal game ... Caught seven passes for just under 100 yards in his limited playing time ... Added 15 tackles on defense along with a pair of sacks ... Named second-team all-district on offense and defense ... Registered 10 catches for 115 yards and two scores, while contributing six sacks on defense as a junior ... Rated the No. 13 player in Virginia by *The Roanoke Times* and *SuperPrep* ... Ranked the No. 49 tight end in the nation by Rivals100.com ... No. 37 on Tom Lemming's All-Mid Atlantic team ... Played basketball and averaged 15 points and 12 rebounds a game ... Finished 4th in the Group AAA outdoor shot put competition ...

Personal: Duane Anthony Brown ... Born 8/30/85 in Richmond, VA ... Son of Dennis and Myra Brown ... Majoring in apparel, housing, resource management.

Receiving	G	No.	Yds.	Avg.	TD	LG
2004	13	3	64	21.3	1	33



Duane
Brown



96
Noland
BURCHETTE

Defensive End • 6-2 • 252 • r-Jr. • 2VL
Richmond, Va. • Highland Springs H.S.

Moved into the starting lineup and proved to be a steady performer with a knack for making plays ... Has good quickness and agility ... Mixes that with a non-stop motor ... Plays well in space and has become more physical ... Missed most of the spring workouts with a right triceps injury ... Is expected to return for full action for preseason practice ... Will be a prominent figure in the Hokies' defensive unit again this season ...

2004: Played in and started 12 games, recording 15 solo stops and 12 assists ... Included in those 27 tackles were six tackles for loss and 3.0 sacks ... Also had two forced fumbles, a fumble recovery and 11 quarterback hurries ... Played 405 snaps on defense and

104 on special teams in the regular season ... Made his first career start against USC in the opener, playing 37 snaps ... Was credited with three total tackles, including 1.5 for loss ... Also had a quarterback hurry ... Had a sack, forced fumble and two tackles against WVU ... Had four tackles in the win at Wake Forest, but sprained his shoulder late in the game ... Injury forced him to miss the FAMU game ... Returned to start at Georgia Tech, playing 44 snaps ... Had five tackles and three quarterback hurries ... Picked up four tackles against Virginia ... Included in that total were 1.5 tackles for loss, one of which was a sack that caused a fumble on UVa's final drive ... Posted a 530-pound back squat, a 326-pound power clean and a 309-pound push jerk in spring testing ...

2003: Saw action in all 13 games, playing more than 330 defensive snaps ... Had 20 solo tackles and 21 assists ... Included in those 41 stops was a sack ... Also had nine quarterback hurries and a forced fumble ... Had three total tackles, a forced fumble and a QB hurry against James Madison ... Played 42 snaps on defense against UConn, recording six solo tackles, two assists and a quarterback hurry ... Was in on five tackles against California ... Bench pressed 360 pounds during spring max tests ... Had a sack in the Maroon-White game ... Was voted one of the team's top hustlers of the spring ...

2002: Was slowed by a hamstring injury during the early part of the year ... Worked at defensive end while redshirting ... Sprained his knee in spring practice, causing him to miss some time ... Had four tackles and a sack in one spring scrimmage and a fumble recovery in another ... Posted two quarterback sacks and three tackles in the spring game ... Won the Paul Torgersen Award as the top defensive newcomer of the spring ...

High School: Lettered three seasons as a defensive end and tight end for Coach Scott Burton at Highland Springs ... Posted 21 tackles for loss his senior season, including 12.5 sacks ... Finished with 61 total tackles, 21 quarterback hurries and five passes broken up ... Caused four fumbles and recovered two ... Had 11 pass receptions at tight end for 175 yards and three touchdowns ... Named second-team Group AAA all-state by both The Associated Press and the state coaches ... Saw some action as an H-back, rushing for 225 yards and five TDs ... Contributed 58 tackles as a junior ... Registered 11 sacks and nine additional tackles for loss that season ... Turned in 32 catches for 416 yards and three touchdowns on offense ... Averaged 40.5 yards as the team's punter ... Was a two-time all-district and all-region pick ... Named to the *Richmond Times-Dispatch* All-Metro first team his senior season ... Helped his team to the Group AAA Division 5 regional division title game ... Starred on a defense that held opponents to 148 total yards per game ... Listed as the No. 56 weak-side defensive end in the nation by *Rivals* ... Competed in the 100

meters and on relay teams as a member of the track team ... Also lettered two seasons as a forward in basketball ...

Personal: Noland Duke Burchette II ... Born 3/23/83 in Richmond, VA ... Son of Noland and Pollie Burchette ... Majoring in sociology.

Tackles	G	UT	AT	Tot.	Loss	Sacks
2003	13	20	21	41	1.0- 8	1.0- 8
2004	12	15	12	27	6.0- 24	3.0- 17
Career	25	35	33	68	7.0- 32	4.0- 25

----- 2004 Tackles Game-by-Game -----							
vs USC	1	1	2	3	1.5-	4	0- 0
WMU	1	0	0	0	0-	0	0- 0
Duke	1	0	2	2	1.0-	2	0- 0
NCSU	1	0	1	1	0-	0	0- 0
WVU	1	1	1	2	1.0-	2	1.0- 2
at WFU	1	2	2	4	0-	0	0- 0
FAMU	Did not play						
at GT	1	2	3	5	0-	0	0- 0
at UNC	1	1	0	1	0-	0	0- 0
MD	1	1	0	1	0-	0	0- 0
UVa	1	3	1	4	1.5-	3	1.0- 2
at UM	1	1	0	1	0-	0	0- 0
vs AU	1	3	0	3	1.0-113	1.0-	13



60 Chris BURNETT

Defensive Tackle • 6-2 • 280 • r-Jr.
Blue Ridge, Va. • Liberty-Bedford H.S.

Is looking to work his way up the depth chart at defensive tackle ... A very strong player who could battle for playing time ... Has bounced between offense and defense, redshirted for a season and sidelined for a season ... Initially worked at defensive tackle while redshirting his freshman season ... Switched to offensive guard for 2003 spring practice ... Missed the 2003 season and was moved back to defense when 2004 spring practice opened ...

2004: Played in two games ... Registered an assisted tackle and two quarterback hurries ... Set a new Tech football record with a 405-pound push jerk in the spring ... Also posted a 605-pound back squat and a 336-pound power clean ...

2003: Did not play in the fall ... Posted the fourth-best all-time push jerk during spring testing with a lift of 390 pounds ... Earned Super Iron Hokie honors ... Moved from the offensive line to the defensive line for spring

practice ... Was in on two tackles during the Maroon-White game ...

2002: Redshirted while working at the nose tackle position ... Tied for the top bench press among the incoming freshman with a lift of 380 pounds ... Improved that to 420 pounds during off-season workouts ... Moved to offensive guard for spring practice ... Posted the second-best vertical jump (33 inches) among the offensive linemen during spring testing ... Earned Iron Hokie recognition ...

High School: Was named to preseason All-America teams by Tom Lemming, *PrepStar* and *SuperPrep* prior to his senior season ... Lettered four seasons for Coach Scott Abell at Liberty High in Bedford ... Played fullback and defensive tackle ... Rushed for over 900 yards and scored seven touchdowns as a senior ... Added 89 tackles and 15 sacks on defense ... Finished his junior year with 65 tackles and over 200 yards rushing ... Earned first-team Group AA all-state honors from the state coaches ... Was a second-team selection by The Associated Press ... Rated the No. 50 player in the Mid-Atlantic Region by *Tom Lemming's Prep Football Report* ... Also lettered as a pitcher in baseball and a weight man in track ...

Personal: Christopher William Burnett ... Born 11/2/83 in Roanoke, VA ... Son of Dennis and Wanda Burnett ... Majoring in sociology.



61 Reggie BUTLER

Offensive Tackle • 6-6 • 344 • Sr. • 2VL
Keswick, Va. • Monticello H.S.

A key part of this year's offensive line ... Coaches are looking for him to be a more consistent football player ... Is critical for Tech at tackle ... Needs to have a big summer in the weight room ... Started the first six games at left guard last year ... A versatile player ... Mixes excellent size with a desire to succeed ...

2004: Played in all 13 games, starting six ... Played 425 offensive snaps, grading out at 78 percent with 17 knockdowns in the regular season ... Got the start at left guard in the opener, playing all 63 snaps ... Had three knockdown blocks in that game ... Was in for 37 snaps against Western Michigan, recording three knockdown blocks ... Played 55 snaps with two knockdowns against Duke ... Played

BUTLER *Continued*

all 69 snaps with two knockdowns against N.C. State ... Graded out at 84 percent in the win over WVU ... Played 24 snaps on offense at Wake Forest ... Did not start against Florida A&M, but came in to play 20 snaps ... Had two knockdowns ... Came off the bench to play 22 snaps at Georgia Tech ... Played on the PAT unit at UNC ... Played 33 snaps against Maryland, grading out at 82 percent ... Played 12 snaps on offense against Virginia ... Played 54 snaps, grading out at 80 percent, with three knockdowns at Miami ... Posted a 600-pound squat and a 27-inch vertical jump in spring testing ...


2003: Played in all 13 games ... Saw action on 70 offensive snaps and 77 on special teams ... Served primarily on the PAT and field goal teams ... Played 12 snaps against UCF, grading out at 83 percent ... Played 21 snaps on offense against James Madison ... Played three snaps on offense against Rutgers ... Graded out at 87 percent against Syracuse with a knockdown ... Saw extensive action on the line at Temple, playing 26 snaps ... Had one knockdown block ... Posted several personal bests during spring max testing, including a 390-pound bench press and a 600-pound back squat ...

2002: Played 34 snaps in the opener against Arkansas State ... Saw brief action against Marshall ... Played seven offensive snaps at Western Michigan ... Was in for six offensive snaps in the win over Rutgers ... Saw brief action on special teams against Temple ... Played in Tech's two jayvee games to gain extra experience ... Turned in a 570-pound bench press during spring testing ...


2001: Did not enter school until January ... Posted a 500-pound back squat and a 316-pound push jerk during spring athletic performance testing ... Bench pressed 370 pounds ... Worked at left tackle during spring practice ...

High School: Lettered two seasons as a tackle for Coach Brud Bicknell at Monticello High ... Earned first-team all-district honors after helping his team to a 7-3 record in 2000 ... Also named All-Central Virginia by *The Daily Progress* in Charlottesville ... Gained second-team all-region recognition ... Had 10 tackles, three sacks and two fumble recoveries in limited action on defense as a senior ... Listed as the No. 55 prospect in Virginia by *The Roanoke Times* ... Ranked the No. 37 prospect in Virginia by *PrepAtlantic* ... A three-year letterman on the track team ... Placed seventh in Group AA discus finals in 2001 ... Played a role in two district titles ...

Personal: Reginald Allan Butler ... Born 8/21/82 in Charlottesville, VA ... Son of Lee Ethel Butler ... Majoring in apparel, housing, resource management.



**Reggie
Butler**



44 John CANDELAS

**Tailback • 6-0 • 211 • Sr.
Blacksburg, Va. • Blacksburg H.S.**

Helps provide depth at the tailback position ... An invaluable member of the team ... Called "one of the most valuable players that we have on this football team" by running backs coach Billy Hite ... Does a lot for the team ... Will look to get some special teams playing time this year ... Averaged 5.2 yards per carry last year ... Earned Super Iron Hokie honors in the weight room this past spring ...

2004: Played in five games, rushing 32 times for 166 yards ... Led the team with 10 rushes for 52 yards in the win over Western Michigan ... Had a long of 14 yards ... Topped that mark in the FAMU game when he rushed for a career-high 84 yards on 14 carries ... Rushed eight times for 30 yards in the win over Maryland ... Carried the ball four times for 12 yards in the Maroon-White game ... Recorded a 309-pound push jerk in spring testing ...

2003: Saw action in four games ... Had 16 carries for 76 yards and a score ... Carried the ball nine times for 49 yards against the Dukes ... Scored a touchdown from 3 yards out ... Carried the ball 29 times for 143 yards and two touchdowns in the jayvee squad's win over Fork Union ... Missed the last seven games with a sprained ankle ... Participated in the off-season program and had five carries for 11 yards in the 2004 Maroon-White game in the spring ...

2002: Played in two varsity games at tailback ... Saw action on 10 plays at tailback and two on special teams in the season opener against Arkansas State ... Carried the football five times for 15 yards ... Got just three plays in the Marshall game, but made the most of it with a 10-yard touchdown run ... Finished with two carries for 11 yards ... Rushed nine times

for 70 yards in a jayvee game against Hargrave ... Had a personal-best 330-pound bench press during spring testing ... Returned two kickoffs for 54 yards during the Maroon-White game ... Also contributed a 4-yard run ...

2001: Entered school at mid-year and went through spring practice ... Worked at tailback ... Had a 410-pound back squat during spring workouts ... Rushed for 23 yards and had a 6-yard pass reception during one of the Hokies' spring scrimmages ... Ran for 18 yards and had a 4-yard catch in another scrimmage ... Carried twice for four yards in the Maroon-White game ...

High School: Lettered two seasons as a running back and linebacker for Coach Dave Crist at Blacksburg High ... Rushed for over 1,000 yards and seven touchdowns as a senior ... Added 54 tackles on defense ... Carried the football 24 times for 172 yards during a win over Christiansburg in 2000 ... Earned first-team All-Blue Ridge District honors his senior season ... Was an honorable mention all-district pick as a junior when he rushed for 321 yards and seven TDs ... Also a sprinter on the track team ... Placed seventh in the 55-meter hurdles at the 2001 Group AA state indoor track championship ...

Personal: John Edwin Candelas ... Born 4/21/83 in Miami, FL ... Son of Teresa Candelas and the late José Candelas ... Majoring in human nutrition, foods and exercise.

Rushing	G	No.	Yds.	Avg.	TD	LG
2002	2	7	26	3.7	1	10
2003	4	16	76	4.8	1	20
2004	5	32	166	5.2	0	14
Career	11	55	268	4.9	2	20



57 Tripp CARROLL

**Offensive Guard • 6-3 • 298 • r-So. • 1VL
Charlotte, N.C. • Andrew Jackson H.S. (Fla.)**

Missed spring practice with compartment syndrome in his left leg ... Will have some ground to make up once fall practice starts ... The starting short snapper for PATs and field goals last season ... Will be asked to continue those duties this year ... Has battled for playing time on the line ... Combines good size with excellent football instincts ... Entered school in January 2003 after his senior

season at Andrew Jackson High in Florida ... Got to go through winter workouts and spring practice ...

2004: Played all 13 games ... Was in for 32 offensive snaps and 71 on special teams ... Got in for four plays on offense in the win over Western Michigan ... Played 23 snaps on the offensive line with a knockdown against Florida A&M ... Played five snaps on offense against Maryland ... Posted a 410-pound bench press, a 304-pound clean and a 321-pound push jerk in spring testing ...

2003: Was redshirted while working at center ... Turned in personal-bests in all four major lifts during spring max testing ... Bench pressed 400 pounds and had a 530-pound back squat ... Spent a little time at left guard during the spring, but concentrated more on center ...

2002: Enrolled at Tech in January ... Posted a 380-pound bench press during off-season testing ... Entered spring practice splitting work between center and right guard ... Was moved to left tackle for the last few practices of the spring ...

High School: Played his senior season at Andrew Jackson High in Jacksonville, Fla., after playing the first years of his high school career at Myers Park High in Charlotte, N.C. ... His father, Gil, was his head coach in Florida and for two years in Charlotte ... A *SuperPrep* All-American as an offensive lineman ... Named to the *PrepStar* Top 100 Dream Team ... Named an All-American by *PrepStar* as an offensive lineman ... Was an all-city, all-district, all-conference and all-state selection as a senior in Florida, while also being named to the Super 24 and Florida Super 75 teams ... Participated in the U.S. Army All-America Bowl, a high school all-star game which features the top high school prospects from around the nation, held in San Antonio ... Registered nearly 100 tackles and seven sacks on defense while grading out at over 90 percent in his blocking assignments at the offensive tackle spot his senior season ... Named first-team all-conference, first-team all-county and academic all-state as a junior in North Carolina ... Rated sixth among centers and guards in the nation by Tom Lemming on ESPN.com ... Rated the No. 165 prospect nationally and the No. 22 player in the Mid-Atlantic region by *Tom Lemming's Prep Football Report* ... Ranked the No. 13 offensive lineman in the country and the No. 12 prospect in Florida by *SuperPrep* ... Rated the No. 15 offensive lineman in the nation by *PrepStar* ... A preseason *SuperPrep* All-American, rated No. 4 in North Carolina and the No. 13 offensive lineman in the country ... A preseason *PrepStar* All-American, rated the No. 79 player in the nation ...

Personal: Lloyd Gilbert Carroll III ... Born 9/18/84 in Lumberton, NC ... Son of Gil Carroll and Renee Carroll ... Majoring in apparel, housing, resource management.

21 Chris CEASAR



**Cornerback • 5-11 • 178 • r-Jr.
Delray Beach, Fla. • Spanish River H.S.**

Hopes to make a move at the boundary cornerback position with a good preseason showing ... Saw limited action on defense and special teams last fall ... Moved over from receiver prior to the 2004 season ... Has good athletic ability and work ethic ... Entered Tech in January 2002 and worked on the scout team while redshirting that fall ...

2004: Played in four games ... Picked up an assisted tackle ... Posted a 36 1/2-inch vertical jump and a 4.49 40-yard dash in spring testing ...

2003: Saw action in seven games ... Was in for five offensive snaps against James Madison ... Had a solo tackle at West Virginia on kickoff coverage ... Was in on special teams against Miami, Pittsburgh and Virginia ... Had a personal-best 405-pound back squat during off-season max testing ... Moved to defense during the spring and worked at the boundary cornerback position ... Intercepted a pass during the final scrimmage ... Was in on a tackle during the Maroon-White game ...

2002: Was redshirted while working at split end ... His 37 1/2-inch vertical jump during spring max testing was the second-best among Tech receivers ... Turned in a 45-yard reception during one of Tech's spring scrimmages ...


2001: Entered school in January ... Ran a 4.53 in the forty during spring testing ... Practiced at flanker during spring workouts ...

High School: Played quarterback for Coach Bill Bretherick at Spanish River ... Became the first quarterback to guide the team to back-to-back playoff berths ... Passed for 1,300 yards and 18 touchdowns as a senior ... Rushed for over 400 yards and five more TDs ... Named to the Palm Beach County all-star team and earned first-team all-district honors ... Voted the team's offensive MVP ... Passed for four touchdowns during the win that earned his team a playoff spot his final season ... Threw for six TDs and ran for two in just six games during his junior year ... Had his season cut short by a shoulder injury ... Lettered as a sprinter in track ... Was clocked at 10.8

CEASAR *Continued*

seconds in the 100-meters and 21.8 seconds in the 200 ...

Personal: Christopher Anthony Ceasar ... Born 12/20/82 ... Son of Willie and Dorothy Ceasar ... Majoring in secondary education/physical education.



87 David CLOWNEY

Flanker • 6-1 • 179 • Jr. • 2VL
Delray Beach, Fla. • Atlantic H.S.

Was named the Hokies' top offensive hustler during a productive spring ... Established himself as a leader of the receiver group ... Worked very hard on his fundamentals and showed improvement in his route execution and press-release technique ... Showed the most improvement in his discipline and his consistency ... Made some big catches last season and is projected to play a vital role in the success of Tech's offense this fall ... Hurt his hand in the latter part of spring, which limited him a bit ... Showed a mental toughness and a resilience to get the job done despite the injury ... A speedster who provides the Hokies with a deep-ball threat ... Spent the winter working on his speed with the Tech track team ... Can also return kickoffs ...

2004: Played in 12 games, catching 20 passes for 263 yards and two touchdowns ... Had a 7-yard reception against USC ... Did not play against WMU ... Caught a big 38-yard pass on the final drive against N.C. State ... Earned his first collegiate start against Florida A&M ... Caught a 16-yard touchdown pass on Tech's first offensive play ... Finished the day with two catches for 34 yards and a 26-yard kickoff return ... Got the scoring started at Georgia Tech by hauling in a 34-yard touchdown pass in the second quarter ... Tied his career high with four catches at Miami for 54 yards ... Also had a 19-yard kickoff return ... Had a 7-yard catch in the Maroon-White game ... Given the Frank O. Moseley Award, awarded to the top offensive hustler, following spring practice ... Recorded a 450-pound back squat, a 36-inch vertical jump and a 4.33 40-yard dash in spring testing ...

2003: Saw action in 12 games, playing 96 snaps on offense and 44 on special teams ... Had five receptions for 67 yards and a score

on the season ... Started his career out with a bang, catching two passes for 37 yards against UCF ... Hauled in a 27-yard touchdown pass from Marcus Vick late in the game ... Had four catches for 27 yards in Tech's third scrimmage in the spring ... Scored on a 6-yard reverse in the final scrimmage ... Hauled in three passes for 46 yards in the spring game ... Scored a touchdown on a 2-yard flanker reverse ...

High School: An honorable mention Class 5A all-state selection as a senior ... Lettered four seasons as a receiver and safety for Coach Chris Bean at Atlantic High ... Named to the All-Palm Beach County Team as published by *The Palm Beach Post Sun-Sentinel* ... Made one of the season's biggest plays, a 95-yard touchdown catch against Ely in the regional finals ... Totaled 25 catches for 576 yards and a county-best 10 touchdowns ... Returned three kicks for 245 yards and two touchdowns ... Caught three passes for 120 yards and two touchdowns in a game against Wellington High ... Led his team to an undefeated regular season ... Hauled in 39 passes his junior season ... A sprinter on the track team ... Was a state finalist in the 200 meters and a regional finalist in the 100 meters ... Also lettered two years as a guard in basketball ...

Personal: David Cortez Clowney IV ... Born 7/8/85 in Long Island, NY ... Son of Maria and Tracy Bean ... Majoring in apparel, housing, resource management.

Receiving	G	No.	Yds.	Avg.	TD	LG
2003	12	5	67	13.4	1	27
2004	12	20	263	13.1	2	38
Career	24	25	330	13.2	3	38


-----2004 Receiving Game-by-Game-----						
vs USC	1	1	7	7.0	0	7
WMU	1	0	0	0.0	0	0
Duke	1	2	11	5.5	0	7
NCSU	1	1	38	38.0	0	38
WVU	1	1	4	4.0	0	4
at WFU	1	0	0	0.0	0	0
FAMU	1	2	34	17.0	1	18



David
Clowney

at GT	1	4	65	16.3	1	34
at UNC	1	0	0	0.0	0	0
MD	1	1	10	10.0	0	10
UVa	1	2	17	8.5	0	11
at UM	1	4	54	13.5	0	26
vs AU	1	2	23	12.5	0	13

K.O. Ret.	G	No.	Yds.	Avg.	TD	LG
2004	12	2	45	22.5	0	26



98 Jared DEVELLI

Place-kicker • 6-1 • 230 • So. • 1VL
Sterling, Va. • Park View H.S.

A walk-on who made an impact handling the kickoffs as a true freshman ... Possesses a strong leg ... Has the ability to get the ball into the end zone on a consistent basis ...

2004: Kicked off 70 times with 29 touchbacks ... Had three tackles on kickoff coverage ... Handled all four kickoffs in the opener against USC ... Put six of his kickoffs in the end zone, including two through the uprights, against Duke ... Had three touchbacks against N.C. State ... Had two touchbacks against West Virginia ... Was busy against Florida A&M, kicking off nine times with two touchbacks ... Had three touchbacks at UNC and a solo tackle on kickoff coverage that saved a touchdown ... Had four touchbacks against Maryland and two against Virginia ... Posted a 430-pound back squat in spring testing ...

High School: Was a place-kicker, punter and safety for Coach Charlie Pierce at Park View ... Made 26 of 35 field goals during his career and was 90 of 91 on extra points ... Had a career average of 40.6 as a punter and posted six career interceptions on defense ... Made five field goals in a game his senior season, including the game-winner in overtime ... Had a total of four game-winning field goals during his three varsity seasons ... Was a three-time all-district and all-region selection and a two-time, first-team all-state pick ... Named to *Washington Post* all-Met team as a senior ... Holds school career records for field goals made in a season (12) and career (36) ... Also set a season mark for touchbacks as a kickoff man ... Played soccer, earning all-district honors twice ...

Personal: Jared Gabriel Develli ... Born 12/28/85 in Loudoun, VA ... Son of Gabe and Jan Develli ... Majoring in business.



Chris Ellis

49
Chris
ELLIS

Defensive End • 6-4 • 255 • r-So. • 1VL
Hampton, Va. • Bethel H.S.

Will be hard to keep out of the lineup after excelling during the spring ... Saw considerable action and made an impact during his first season ... Named a third-team freshman All-American by *The Sporting News* ... Was an All-ACC Freshman Team selection by the same publication as a defensive end ... Carried his success over to the spring and was named the team's most valuable defensive performer ... Runs well and gets after the passer ... Has become more physical against the run ... Possesses the potential to get even better ... Is a player to watch on the Tech defense ...

2004: Played in all 13 games, recording 15 solo stops and 18 assists ... Included in those 33 tackles were 7.5 tackles for loss and 3.0 sacks ... Also had a fumble recovery, a forced fumble, three pass break ups and 14 quarterback hurries ... Played 271 snaps on defense and 100 on special teams in the regular season ... Played 17 snaps in the opener against USC, registering three solo tackles and two quarterback hurries ... Was credited with five tackles, including one for a loss, and four quarterback hurries against WMU ... Had three tackles, including a sack, against Duke ... Led the team with seven total stops against FAMU ... Included in that total were 3.5 tackles for loss and a sack ... Also had a forced fumble and a pass break up ... Had two tackles — 1.5 for loss — at Georgia Tech ... Recorded a big sack in the third quarter that resulted in a safety ... Also had a fumble recovery ... Given the George Preas Award, awarded to the most valuable player of spring practice ... Posted a 350-pound bench, a 304-pound push jerk and a 33 1/2-inch vertical jump in spring testing ...

2003: Worked at defensive end while redshirting ... Had the best vertical jump (31 1/2 inches) among the incoming freshmen linemen ... Upped his vertical to 35 inches by spring practice, the fifth-best leap on the entire defense ... Turned in the top 40 time among the ends at 4.56 ... Posted a pair of tackles for loss during the annual Maroon-White spring game ...


a strong leg, but consistency will determine his role ...

2004: Played in three games, kicking off seven times ... Kicked off three times against Western Michigan, twice against Florida A&M and twice against Maryland ... Handled place-kicking for the jayvee team ...

2003: Joined the team as a walk-on and took a redshirt year ... Concentrated mainly on kickoffs during the spring ... Was 1-for-2 on field goals during the Hokies' third spring scrimmage making a 25-yarder and missing from 39 yards out ... Kicked off once during the Maroon-White game ...

High School: Lettered four years as a kicker for Coach Tim Bennett at Roanoke Rapids ... Earned all-conference honors each of his last three seasons ... Played in the North Carolina East-West All-Star game following his senior year ...

Personal: Judson Bryce Dunlevy ... Born 10/9/1984 in Rocky Mount, NC ... Son of Keith and Denise Dunlevy ... Majoring in apparel, housing, resource management.



Jud
DUNLEVY

Place-kicker • 5-10 • 183 • r-So.
Roanoke Rapids, N.C. • Roanoke Rapids H.S.


Will compete for the kickoff duties for the second straight year ... Was the chief back up for kickoffs and placements last season ... Has

ELLIS *Continued*

High School: Was ranked 66th on *SuperPrep's* Elite 100 list following his senior season ... Led Bethel with 50 tackles — seven for loss — and 10 sacks ... Played end and outside linebacker for Coach Tracy Parker ... Named an All-American by both *SuperPrep* and *PrepStar* as a defensive lineman ... Named to the VHSCA All-Eastern Region honorable mention squad as a defensive end ... Named to the first-team *Newport News Daily Press* All-Star Team as a defensive lineman ... A first-team Peninsula District selection at end ... Ranked the No. 13 defensive end in the country and the No. 3 prospect in Virginia by *SuperPrep* ... Rated the No. 21 defensive end in the nation by Tom Lemming on ESPN.com ... Rated the No. 157 prospect nationally and the No. 20 player in the Mid-Atlantic region by *Tom Lemming's Prep Football Report* ... Ranked the No. 4 player in Virginia by *The Roanoke Times* ... Posted 75 tackles and 15 sacks as a junior ...

Personal: Christopher James Ellis ... Born 2/11/85 in Hawaii ... Son of Eric and Laurie Ellis ... Majoring in apparel, housing, resource management.

Tackles	G	UT	AT	Tot.	Loss	Sacks
2004	13	15	18	33	7.5- 33	3.0- 11
----- 2004 Tackles Game-by-Game -----						
vs USC	1	3	0	3	0- 0	0- 0
WMU	1	3	2	5	1.0- 3	0- 0
Duke	1	2	1	3	1.0- 5	1.0- 5
NCSU	1	1	1	2	0- 0	0- 0
WVU	1	0	1	1	0- 0	0- 0
at WFU	1	0	0	0	0- 0	0- 0
FAMU	1	3	4	7	3.5- 18	1.0- 1
at GT	1	1	1	2	1.5- 7	1.0- 5
at UNC	1	1	0	1	0- 0	0- 0
MD	1	0	2	2	.5- 1	0- 0
UVa	1	0	3	3	0- 0	0- 0
at UM	1	0	1	1	0- 0	0- 0
vs AU	1	1	2	3	0- 0	0- 0



Rashad FEREBEE

Offensive Guard • 5-8 • 273 • Sr.
Norfolk, Va. • Granby H.S.

Looking to bounce back from a broken right ankle that sidelined him for all of the 2004 season ... A walk-on who has worked his way up the depth chart ... Will battle for time at the guard position ... Has worked extremely

hard in the weight room in an effort to increase his reps ... Will help provide depth along the offensive line ...


2004: Missed the entire season with an ankle injury ... Turned in a 316-pound push jerk in spring testing ...

2003: Turned in a 360-pound bench press and 575-pound back squat during fall max testing ... Practiced with the scout team and played in both jayvee games ... Did not play in any varsity games ...

2002: Joined the team as a walk-on ... Worked at left guard during the fall and spring ... Turned in a 500-pound back squat during spring max testing ...

High School: A versatile player for Coach Dave Hudak at Granby High ... Lettered four years and saw action at a number of positions, including offensive guard, nose guard, linebacker, fullback and center ... Also handled deep snapping duties ... Won the football Ironman Award ... Also lettered as a shot-putter on the track team ...

Personal: Rashad Micah Ferebee ... Born 3/18/84 in Annapolis, MD ... Son of Angeline Ferebee-Hawkins and the late Maurice Ferebee, Jr. ... His stepfather is Tarrent Hawkins ... Majoring in apparel, housing, resource management.



18 Brandon FLOWERS

Cornerback • 5-10 • 186 • r-Fr.
Delray Beach, Fla. • Atlantic H.S. • Hargrave

Was named the Hokies' top defensive newcomer following spring practice ... Is listed as the top backup at the field corner position ... Returned his first collegiate interception for a touchdown before sustaining a season-ending injury ... Received a medical redshirt ... A hard worker with great technique ... Has the potential to be a key contributor ...

2004: Played in one game before sustaining a right fibular fracture which sidelined him for the rest of the season ... Petition for a medical redshirt was granted ... Lone action came against Western Michigan ... Had a solo tackle and returned an interception 38 yards for a touchdown ... Given the Paul Torgersen Award, awarded to the top newcomer, following spring practice ... Posted a 300-

pound bench, a 435-pound back squat, a 35 1/2-inch vertical jump and a 4.49 40-yard dash in spring testing ...

Prep School: Prepped at Hargrave in 2003 ... Intercepted three passes as a cornerback for Coach Robert Prunty ... Was rated the No. 18 JUCO/Prep cornerback in the nation by collegefootballnews.com ... Also ranked the 141 JUCO/Prep player by CFN ...

High School: Played in the secondary for Coach Chris Bean at Atlantic ... Helped the team to a regional title in Class 5A his senior year, beating highly rated Ely High ... Intercepted five passes and posted three quarterback sacks ... Also blocked a punt and recovered a pair of fumbles ... Earned first-team all-area and all-conference honors ... Helped the team to a 36-4 record during his varsity career ...

Personal: Brandon Lavar Flowers ... Born 2/18/86 in Delray Beach, FL ... Son of Patricia Flowers and Willie Flowers ... Enrolled in university studies.




74 Brandon FRYE

Offensive Tackle • 6-4 • 292 • r-Jr.
Myrtle Beach, S.C. • Myrtle Beach H.S.

Will be counted on to step up and help the team this year ... Began his Tech career on defense, but has worked to gain a good knowledge of the Hokies' offensive system ... Has a big frame to go with good work habits and athleticism ... Finished the spring No. 2 at left tackle ... Leads Tech's offensive linemen with a 40 time of 4.79 ... Earned Super Iron Hokie honors in the weight room this past spring ... Also earned the Excalibur Award — the top honor in Tech's strength and conditioning program — for the second time ...

2004: Played 62 offensive snaps and 46 on special teams in the regular season ... Graded out at 83 percent on 18 snaps in his first collegiate action, coming against Western Michigan ... Played four snaps on offense against Duke ... Played 35 snaps on offense with a knockdown in the win over Florida A&M ... Was in for five snaps on offense against Maryland ... Set a new position record in the squat (690) ... Mark was the sixth-best



Brandon Flowers

in program history ... Also had a 435-pound bench press ...

2003: Did not see any varsity action, but played in both jayvee games ... Earned Iron Hokie honors during the off-season ... Turned in a 445-pound bench press and a 600-pound back squat ... Had the best vertical jump (33 1/2 inches) and 40 time (4.85) among the offensive linemen ...

2002: Practiced at defensive end while redshirting in the fall ... Moved to the offensive line for spring practice ... Turned


in the top vertical jump among the offensive linemen during spring testing at 33 1/2 inches ... Also had the top time in the forty (4.76) and the second-best showing in the NFL shuttle run (4.31) ... Improved his bench press to 400 pounds ... Was tried at right tackle during spring workouts ...

2001: Enrolled in school for the second semester ... Bench pressed 355 during spring testing ... Also posted a 500-pound back squat and a 304-pound push jerk that ranked second among the defensive ends ... Practiced at the

stud end position during the spring ... Turned in three tackles during one of Tech's spring scrimmages ...

High School: Posted 14 quarterback sacks and 18 tackles for loss in 2000 as a defensive end for Coach Scott Early ... Saw most of his action at tight end until his senior season — his first year as a starter on defense ... Had a total of 74 tackles for the season ... Also contributed 18 pass receptions for 220 yards and two TDs on offense ... Listed as one of the top 50 seniors in the state by *South Carolina Prep Football* ... Picked to that publication's AAA all-state team ... Earned all-region honors and was named to the WPDE All-Zone team ... Caught eight passes for 136 yards and three touchdowns his junior year ... One of those TD receptions came as time expired to send a game into overtime ... Was the first Myrtle Beach High player to sign with a Division I school in five years ... A member of the National Science Honors Society ...

Personal: Brandon Lee Frye ... Born 1/23/83 in Myrtle Beach, SC ... Son of Brenda Epps and Stan Rome ... His father played football and basketball at Clemson and went on to play with the NFL Kansas City Chiefs ... Majoring in hospitality and tourism management.



82

**Jeremy
GILCHRIST**

**Wide Receiver • 5-9 • 175 • r-Fr.
Virginia Beach, Va. • Landstown H.S.**

Another talented, young receiver ... Coming off an excellent spring ... Showed that he has the abilities to play at this level ... Has good hands and is intelligent ... Understands the game and really picked up the offense quicker than expected ... Still has a lot of work to do this summer in gaining a firmer knowledge of Tech's offense and concepts ... Still has to work very hard on his strength and explosiveness ... Needs to be able to separate from defenders at the line of scrimmage and also down field ...

2004: Was redshirted ... Had a 6-yard catch in the Maroon-White game ... Recorded a 31 1/2-inch vertical jump in spring testing ...

High School: A record-setting receiver for Coach Chris Beatty ... Finished his career ranked second in the Virginia High School League record book in both career pass receptions (198) and career receiving yards (3,230) ...

GILCHRIST *Continued*

Stands seventh in career touchdown receptions with 33 ... Ranked second all-time in the VHSL for receiving yards in a season (1,399), third in receptions in a season (87) and fifth in touchdown receptions (18) ... Rated the No. 11 player in Virginia by *The Roanoke Times* and No. 12 by *SuperPrep* ... Caught 87 passes for 1,399 yards and 18 TDs as a senior ... Scored a total of 24 touchdowns that season ... Contributed 10 pass interceptions on defense and averaged 30.7 yards per punt return, taking three back for touchdowns ... Named first-team AAA all-state by The Associated Press ... Was voted second-team all-state by the coaches as a receiver, kick return man and defensive back ... Was also all-district and all-region at all three positions ... Named All-Tidewater as a junior ... Ranked the No. 49 receiver in the nation by Rivals ... An All-Atlantic Region selection by *PrepStar* ...

Personal: Jeremy Lamont Gilchrist ... Born 2/24/86 in Norfolk, VA ... Son of Verlin Murrell ... Majoring in communications.



7 Sean GLENNON

Quarterback • 6-3 • 215 • So. • 1VL
Centreville, Va. • Westfield H.S.

Served as Tech's top backup last season as a true freshman ... Is a highly competitive player ... Will enter the fall as Tech's No. 2 quarterback ... Has been impressive in the weight room ... Is bigger, stronger, faster and he has improved on his mechanics ... Is called "a high character guy" by quarterbacks coach Kevin Rogers ... Has to make more plays in the throwing game ... Coaches are confident in his abilities ... Saw action in four games last year ... Has a good sense for the game and is dedicated both in the film room and on the practice field ...

2004: Played in four games, completing 8-of-11 passes for 137 yards and two touchdowns ... Saw his first collegiate action in the second game of the season, against Western Michigan ... Completed all four of his passes, including one to himself, for 79 yards ... His first pass went to Justin Harper for a 34-yard touchdown ... Later connected with Duane Brown for a 33-yard touchdown pass ... Played 40 snaps on offense against FAMU, directing two touchdown

drives ... Completed 4-of-7 passes for 58 yards with a long of 26 yards ... Completed 7-of-17 or 38 yards with three interceptions in the Maroon-White game ... Recorded a 330-pound bench, a 410-pound back squat, a 285-pound power clean and a 36 1/2-inch vertical jump in spring testing ...

High School: Was named the District of Columbia Metropolitan Player of the Year for 2003 ... Led his team to the Virginia AAA Group 6 state championship as a senior ... Passed for 1,840 yards with 26 touchdowns and only four interceptions his senior season ... Also rushed for four TDs ... Earned All-America honors from both *SuperPrep* and *PrepStar* ... Ranked the No. 10 pro-style quarterback in the nation by Rivals ... Selected to *The Washington Post* All-Metro first team ... Was the first-team quarterback on the All-ACC Area Offensive Team selected by *G&W Recruiting Report* ... Rated No. 21 on the All Mid-Atlantic team picked by Tom Lemming's *Prep Football Report* ... A first-team all-state selection by both the AP and coaches ... Accumulated over 4,800 yards passing during his career for Coach Tom Verbanic ... Ranks seventh all-time in the Virginia High School League in career touchdown passes with 67 ... Threw just 11 interceptions during his career ... Had over 1,700 passing yards as a junior ... Passed for 21 touchdowns that year and rushed for four ... Ranked the No. 4 player in the state by *The Roanoke Times* and the No. 3 player in the state by *SuperPrep* ...

Personal: Sean Benjamin Glennon ... Born 9/5/85 in Woodlands, Texas ... Son of John and Nancy Glennon ... Majoring in business.

Passing	G	Att-	Comp	Pct.	Yds.	TD	Int
2004	4	11-	8	72.7	137	2	0



Sean Glennon



Corey Gordon



13 Corey GORDON

Linebacker • 6-2 • 200 • r-So. • 1VL
Gainesville, Fla. • Gainesville H.S. • Hargrave

A hard hitter who made the move to the whip linebacker spot during spring practice ... Did a good job picking things up at the new position and got a lot of valuable reps over the last nine or 10 practice days ... Still has some things to learn, but appears to be a good fit ... Combines good size and athletic ability with a physical, aggressive style of play ... Enrolled at Tech in January 2003 and went through winter workouts and spring practice ... Earned Super Iron Hokie honors in the weight room this past spring ...

2004: Saw action in 10 games, mostly on special teams ... Defensive action came at free safety ... Recorded one solo tackle and three assists ... Played 21 snaps on defense and 61 on special teams ... Posted a 340-pound bench, a 460-pound back squat, a 285-pound power

clean and a 304-pound push jerk in spring testing ... Also recorded a 33 1/2-inch vertical jump ...

2003: Redshirted during the fall ... Practiced at free safety ... His 340-pound bench press led the returning defensive backs ... Registered a personal-best 520-pound back squat during spring testing ... Posted four tackles during Tech's second scrimmage of the spring ... Picked off a pass in the final scrimmage ... Had a tackle and a fumble recovery during the Maroon-White game ...

2002: Enrolled at Tech in January 2003 ... Tied for the top bench press among the defensive backs during off-season testing with a lift of 320 pounds ... Added a 400-pound back squat ... Worked at free safety during spring practice ... Was in on five tackles during one of the Hokies' spring scrimmages ...

Prep School: Helped Hargrave to a 9-1 season ... Played for Coach Robert Prunty ... Had 48 solo tackles, three fumble recoveries and two interceptions ... Had four tackles, a tackle for loss and three passes broken up in a game against the Virginia Tech jayvee team ...

High School: Played for Coach Rick Swain at Gainesville High ... Named to the all-area team by *The Gainesville Sun* as a senior ... Caught 29 passes for 443 yards and three touchdowns his final season ...

Personal: Corey Daven Gordon ... Born 6/9/84 in Gainesville, FL ... Son of David and Gloria Gordon ... Majoring in human development.



77

Brandon GORE

**Offensive Tackle • 6-5 • 340 • r-Jr. • 2VL
Warrenton, Va. • Liberty H.S.**

Will be counted on to step up and help out the line this year ... Coaches "want him to answer the bell" ... Will have to be a productive member of the line this year ... Had a good spring session and was named the team's most improved offensive player ... Will either figure into the starting role, or, become a significant backup ... Is critical that he has a great off season and is ready this fall ... Began last season at guard, but moved out to the edge ... Earned Super Iron Hokie honors during 2004 off-season workouts ... Serves on Tech's

PAT and field goal protection units ... Earned Super Iron Hokie honors in the weight room against this past spring ...

2004: Played in all 13 games, mostly on special teams ... Was in for 80 snaps on offense and 60 on special teams in the regular season ... Served on the PAT and field goal protection units ... Was in for 28 offensive snaps and nine special teams snaps in the win over WMU ... Was in for seven special teams plays and four offensive snaps against Duke ... Played eight snaps on special teams and 39 snaps on offense against FAMU ... Played eight snaps on offense against Maryland ... Got in for four offensive snaps against UVA ... Given the Dr. Richard Bullock Award, awarded to the most improved player, following spring practice ... Posted a 430-pound bench press, a 605-pound back squat, a 360-pound power clean and a 370-pound push jerk in spring testing ...

2003: Played in 12 games ... Contributed mainly on the PAT and field goal teams ... Was in on 37 offensive snaps ... Played 21 snaps on offense against James Madison, recording one knockdown block ... Was in for five special teams plays against Texas A&M and six offensive snaps against UConn ... Posted the 10th-best power clean (336 pounds) and back squat (660 pounds) on Tech's all-time football list during spring max tests ... Also registered a 420-pound bench press ...

2002: Tied for the top bench press among incoming freshmen in August with a lift of 380 pounds ... Was redshirted while working at offensive tackle ... Gained Super Iron Hokie recognition during spring testing when he turned in a 400-pound bench press, 600-pound back squat and 316-pound clean ... Was moved to guard during spring practice ...

High School: A prep All-American offensive lineman for Coach Joe Trabucco at Liberty High ... Helped clear the way for an offensive attack that rushed for more than 4,100 yards in 2001 ... Also played on defense, collecting 43 tackles, including 16 behind the line of scrimmage ... Turned in eight tackles, three tackles for loss and two sacks in a game against Loudon Valley ... Team finished with a 12-1 record and advanced to the region championship game ... Named to All-America teams selected by *SuperPrep* and *PrepStar* ... Ranked the No. 18 offensive guard in the nation by *Tom Lemming's Football Report* ... Listed the No. 28 offensive guard by *Rivals* and the No. 35 offensive lineman in the country by *SuperPrep* ... Rated the No. 11 player in Virginia by *SuperPrep* and No. 13 by *The Roanoke Times* ... A first-team All-Metro pick by *The Washington Post* ... Named the player of the year in his district and region as a senior ... Earned all-region honors on offense and defense ... Was a first-team all-state pick as a senior and a second-team selection his junior year ... Lettered three seasons in football and two years in track ...

Personal: Brandon Lee Gore ... Born 11/7/83 in Warrenton, VA ... Son of Tom and Nadine Gore ... Majoring in sociology.



Billy GORHAM


**Fullback • 5-10 • 232 • So.
Francoa, Va. • Robert E. Lee H.S.**

A walk-on who serves on the scout team ... Enters the fall as the No. 3 fullback on the depth chart ... A strong athlete who will benefit from added time in the strength and conditioning program ...

2004: Did not see any varsity action ... Recorded a 300-pound push jerk and a 495-pound back squat in spring testing ...

High School: Played quarterback, linebacker and halfback for Coach Gerry Pannoni at Robert E. Lee ... Was a first-team all-district linebacker and an honorable mention quarterback his senior season ... Rushed for 490 yards and eight touchdowns his senior season, catching another three ... Recorded 91 tackles and six sacks in his final year ... As a junior, totaled 99 tackles, six rushing touchdowns and eight sacks while playing multiple positions ... For his career, totaled 1,232 yards rushing, 503 passing, 30 touchdowns and 321 total tackles ...

Personal: William Howard Gorham ... Born 3/11/85 in Fairfax, VA ... Son of Rick and Debbi Gorham ... Majoring in sociology.



Chad GRIMM

**Linebacker • 5-10 • 180 • Jr.
Fairfax, Va. • Oakton H.S.**

A walk-on who has seen action on Tech's special teams ... Must continue to make strides in the strength and conditioning program ... Got some practice time at whip

GRIMM *Continued*


linebacker ... Also contributed on the scout and jayvee squads ... Will likely be called on to contribute on special teams once again this fall ...

2004: Played in just one game, coming against Florida A&M ... Posted a 32-inch vertical jump in spring testing ... Also had a 420-pound back squat ...

2003: Saw action in eight games, all on special teams ... Had three solo tackles on the season ... Was in for five kickoff coverages against Syracuse ... Was in for five kickoffs against Miami ... Had a solo tackle on special teams at Pittsburgh ... Was in for six kickoff coverages against Boston College ...

High School: Lettered three seasons as an outside linebacker and deep snapper for Coach Pete Bendorf at Oakton ... Compiled over 100 tackles and 5.5 sacks his senior season ... Had 10 tackles, a sack and a blocked punt that was returned for a touchdown in the regional championship game ... Earned all-district honors ... Was also an all-district pick and a four-year letterman in lacrosse ... Helped school to regional titles in both sports ...

Personal: Chad Russell Grimm ... Born 5/18/85 in Fairfax, VA ... Son of Russ and Karen Grimm ... Father was a member of the Washington Redskins for several years, earning Pro Bowl honors four consecutive years ... Majoring in apparel, housing, resource management.



9
Vince HALL

Linebacker • 6-0 • 246 • r-So. • 1VL Chesapeake, Va. • Western Branch H.S.

Brings good football IQ, toughness, play-making skills and a nose for the football to the table at the mike linebacking spot ... Is always around the football ... Was really strong against the running game last season, finishing second on the team in tackles ... Needed improvement in the passing game and showed that during the spring ... Is becoming a complete linebacker ... Started 12 games last year as a freshman ... Named a third-team freshman All-American by *The Sporting News* ... Named an All-ACC Freshman Team selection by that same publication as a linebacker,

picking up ACC Freshman Defensive Player of the Year honors, as well ... Has a bright future with the Hokies ...

2004: Played in all 13 games, starting the last 12 ... Recorded 21 solo stops and 43 assists ... Included in those 64 tackles were 4.5 tackles for loss and a sack ... Also had a forced fumble, three pass break ups and seven quarterback hurries ... Played 522 snaps on defense and 22 on special teams in the regular season ... Picked up five tackles in his collegiate debut, coming against USC ... Made his first collegiate start the next week against Western Michigan, leading the team with 10 tackles ... Led the way with eight tackles and a break-up against Duke ... Had four tackles, a forced fumble and his first collegiate sack in the win over No. 6 West Virginia ... Led the team with 10 tackles and had a quarterback hurry against Virginia ... Once again led the way with eight tackles at Miami, picking up a pass break up as well ... Earned Iron Hokie honors after posting a 340-pound bench press, a 530-pound back squat, a 326-pound power clean and a 321-pound push jerk ... Also recorded a 33-inch vertical jump ...


2003: Practiced at the mike linebacker position while redshirting ... Turned in a 305-pound jerk and a 340-pound clean during spring max testing ... Posted five tackles, three tackles for loss, a sack, a pass broken up and forced a fumble during the Hokies' first scrimmage of the spring ... Was also in on five tackles during the third scrimmage ... Had a tackle behind the line and broke up a pass during the annual Maroon-White game ...

High School: The 2002 Gatorade State Football Player of the Year ... Lettered four seasons as a linebacker and tight end for Coach Lew Johnston at Western Branch ... Named an All-American by both *SuperPrep* and *PrepStar* as a linebacker following his senior season ... Recorded over 120 tackles, 23 tackles for loss and 10 sacks his senior season ... Also had three interceptions ... Listed 63rd on *SuperPrep's* Elite 100 rankings of top prospects ... Was a 2002 AAA first-team all-state selection by The Associated Press as a linebacker ... A first-team selection to the 2002 AAA Coaches all-state team at the linebacker spot while earning second-team honors as a tight end ... Named to the VHSCA All-Eastern Region first team as both a linebacker and a tight end ... Named to the first-team All-Tidewater squad as a senior, earning the Abe Goldblatt Player of the Year Award ... Named the Eastern Region and Southeastern District Defensive Player of the Year as both a junior and senior ... Earned first-team All-Southeastern District honors as a sophomore, junior and senior ... A first-team selection to the 2001 AAA Coaches and Associated Press all-state teams at the linebacker spot as a junior ... A first-team All-Tidewater selection as a junior and a second-team selection as a sophomore ... Rated the No. 133 prospect nationally and the No. 14 player in the Mid-

Atlantic region by *Tom Lemming's Prep Football Report* ... Ranked the No. 3 player in Virginia by *The Roanoke Times* ... Rated the No. 5 inside linebacker in the nation by Tom Lemming on ESPN.com ... Rated the No. 5 linebacker in the country and the No. 2 prospect in Virginia by *SuperPrep* magazine ... Named the Norfolk Sports Club Athlete of the Year ... Also selected the Ace Parker Sportsman of the Year ...

Personal: Vincent Larry Hall ... Born 12/3/84 in Kingsville, TX ... Son of Wilbert and Cathy Hall ... Majoring in apparel, housing, resource management.

Tackles	G	UT	AT	Tot.	Loss	Sacks
2004	13	21	43	64	4.5- 11	1.0- 3
----- 2004 Tackles Game-by-Game -----						
vs USC	1	1	4	5	0- 0	0- 0
WMU	1	5	5	10	1.5- 6	0- 0
Duke	1	0	8	8	0- 0	0- 0
NCSU	1	1	2	3	0- 0	0- 0
WVU	1	3	1	4	1.0- 3	1.0- 3
at WFU	1	3	1	4	0- 0	0- 0
FAMU	1	2	0	2	0- 0	0- 0
at GT	1	2	2	4	0.5- 1	0- 0
at UNC	1	1	1	2	0- 0	0- 0
MD	1	0	2	2	0- 0	0- 0
UVa	1	0	10	10	0.5- 0	0- 0
at UM	1	2	6	8	0- 0	0- 0
vs AU	1	1	1	2	1.0- 1	0- 0




27
Justin HAMILTON

Free Safety • 6-3 • 230 • r-Sr. • 3VL Clintwood, Va. • Clintwood H.S.

A true team player who is working at his third position in five years ... Moved to free safety in the spring after contributing as a tailback and as a receiver ... Missed most of the spring with right peroneal tendon injury in his ankle ... Is expected to be back running the first of July and be ready for preseason practice ... Has a lot of catching up to do at the new position, but has the smarts and football savvy to get the job done ... Earned Super Iron Hokie honors in the weight room prior to his injury ... Is expected to be one of the Hokies' top senior leaders ...

2004: Played in all 13 games, rushing 75 times for 336 yards and three touchdowns ... Also caught six passes for 31 yards ... Played 33 snaps against USC, rushing the ball eight times for 33 yards ... Scored his first touchdown of the season against WMU, a



Justin Hamilton

1-yard plunge ... Finished the game with 41 yards on 12 carries ... Rushed 13 times for 64 yards and one TD against Duke ... Rushed for 48 yards and a touchdown in the win over Maryland ... Missed most of the spring with an ankle injury that required surgery ... Set a new position record in both the vertical jump (37 1/2) and power clean (295) ... Had a 340-pound bench, a 470-pound squat and a 304-pound push jerk ...

2003: Played in all 13 games, starting six ... Finished second on the team in receptions with 23 ... Had 282 yards receiving and a touchdown ... Opened the season with four receptions for 55 yards and a touchdown

against UCF ... Made the start against Texas A&M, but didn't catch any passes in the rainy weather ... Was in briefly against UConn before sustaining a sprained ankle ... Came back to play against Rutgers, catching three passes for 28 yards ... Had three catches for 28 yards at Virginia ... Posted a personal-best 475-pound back squat on the way to Super Iron Hokie honors during spring max testing ... Contributed a 6-yard touchdown run during the Maroon-White game ...

2002: Saw limited action on offense ... Also played on both the field goal and punt block teams ... Led the team with two punt blocks ... Also caught five passes for 56 yards

... Caught his first collegiate pass against Arkansas State, a 5-yard reception ... Also played 11 snaps on special teams ... Blocked a punt against LSU that resulted in a Tech touchdown ... Missed the Syracuse game with a sprained left ankle ... Blocked his second punt of the year against Virginia, which was picked up and returned for a touchdown ... Earned Super Iron Hokie honors during the off-season ... His 340-pound bench press tied for tops among the receivers ... Added a 450-pound back squat and ran a 4.46 forty ... Worked at flanker and split end during the spring ... Missed some practice time due to an ankle injury ...

2001: Worked at tailback and receiver while redshirting ... Bench pressed 330 pounds and ran a 4.53 forty during spring testing ... Moved to flanker during the early stages of spring practice ... Had four catches for 44 yards in the Maroon-White game ... Won the Paul Torgersen Award as Tech's top offensive newcomer ...

High School: Rushed for over 4,000 yards and scored 62 touchdowns for Coach Bob Meade during his prep career at Clintwood ... Had 1,153 yards rushing and 19 TDs as a senior, but won first-team Group A all-state honors for his play as a defensive back ... A *SuperPrep* All-American, he was ranked the No. 24 running back in the nation and the No. 6 player in Virginia ... Named *PrepStar* A-A and listed as the No. 3 RB in the Atlantic Region and the No. 26 overall prospect in the region ... Listed the No. 4 player in Virginia by *The Roanoke Times* ... Gained 1,550 yards and tallied 20 TDs in 1999 on the way to first-team all-state honors as a running back ... Was named the district player of the year and earned all-district and all-region honors on both offense and defense ... Added over 800 yards and 19 touchdowns his sophomore season ... A two-time all-state pick in basketball ... Averaged 21 points and 13 rebounds as a senior and 24 points and 12 boards his junior season ... Also excelled in track, winning the state title in both the 110- and 300-meter hurdles his junior year ...

Personal: Justin Lee Hamilton ... Born 9/17/82 in Norton, VA ... Son of Beth Stanley ... Majoring in apparel, housing, resource management.

Rushing	G	No.	Yds.	Avg.	TD	LG
2004	13	75	336	4.5	3	24

----- 2004 Rushing Game-by-Game -----						
vs USC	1	8	33	4.1	0	16
WMU	1	12	41	3.4	1	8
Duke	1	13	64	4.9	1	12
NCSU	1	3	-1	-0.3	0	3
WVU	1	2	3	1.5	0	2
at WFU	1	8	58	7.2	0	24
FAMU	1	10	59	5.9	0	16
at GT	1	0	0	0.0	0	0
at UNC	1	3	7	2.3	0	4
MD	1	8	48	6.0	1	22
UVa	1	4	8	2.0	0	4
at UM	1	3	11	3.7	0	6
vs AU	1	1	5	5.0	0	5

Receiving	G	No.	Yds.	Avg.	TD	LG
2002	13	5	56	11.2	0	23
2003	13	23	282	12.3	1	29
2004	13	6	31	5.2	0	11
Career	39	34	369	10.8	1	29

81

Justin HARPER

Split End • 6-3 • 206 • So. • 1VL
Catawba, N.C. • Bandys H.S. • Hargrave

One of four freshmen who saw action at receiver last year ... Was a consistent performer at the beginning of spring practice ... Showed maturity, consistency and the ability to make big plays ... Coaches say he leveled off the last five practices ... Has to learn to stay focused ... Is a very talented player with a lot of skill ... Has to attack the weight room and develop more mental toughness ... Combines good size with true receiver skills ... Has a tremendous upside ...

2004: Played in 11 games, catching five passes for 84 yards and a touchdown ... Saw brief action on offense against USC, but came back to play 30 snaps against Western Michigan



Justin Harper

... Caught three passes for 57 yards, including a 34-yard touchdown, in that game ... Had a 25-yard catch at Wake Forest ... Caught two touchdown passes in Tech's 15-7 jayvee win over Fork Union ... Played 10 snaps against both Virginia and Miami ... Caught two passes for 39 yards in the Maroon-White game ... Recorded a 36-inch vertical jump and a 4.36 40-yard dash in spring testing ...


2003: Entered Tech in January 2004 ... Participated in the off-season strength and conditioning program ... Had a 10-yard reception in Tech's first spring scrimmage ... Hauled in touchdown passes of 30 and 45 yards during the Hokies' second scrimmage ... Had a 47-yard catch in scrimmage three ... Closed out the spring with three receptions for 41 yards in the Maroon-White game ...

Prep School: Spent the fall semester playing for Coach Robert Prunty at Hargrave ... Caught a 47-yard touchdown pass on the third play of that game from fellow Tech freshman Cory Holt in a win over the Tech jayvee squad ... Caught a 61-yard TD pass from Holt against the Bridgewater jayvee team ... Led team to an 8-1 record ...

High School: Was a receiver and defensive back for Coach Randy Lowman at Bandys High ... Helped the team to a state title game as a senior ...

Personal: Justin Lamar Harper ... Born 2/24/85 ... Son of Oddie and Marva Harper ... Enrolled in university studies.

Receiving	G	No.	Yds.	Avg.	TD	LG
2004	11	5	84	16.8	1	34



Ryan HASH

Cornerback • 5-9 • 176 • r-Jr. • 1VL
Springfield, Va. • Robert E. Lee H.S.

A hard worker who contributed to the Hokies' success last season as a member of the special teams ... Has practiced at cornerback the past two seasons ... Missed the spring due to a knee injury that required surgery ...

2004: Played in eight games, all on special teams ... Saw action on 37 special teams snaps ... Had one solo tackle ... Had surgery in November on his right knee ...


2003: Opened practice working at the field corner position ... Took a redshirt year after

suffering an injury to his left shoulder ... Was limited during winter workouts ... Returned to action in the spring ... Posted a pair of tackles during the Maroon-White game, including one behind the line of scrimmage ...

2002: Played the boundary corner position for the scout and jayvee teams ... Had four tackles, two passes broken up and a pass interception during a jayvee game against Hargrave Military Academy ... Got some work at field corner during the spring ... Was in on four tackles during one of the spring scrimmages ... Registered a tackle in the Maroon-White game ...

High School: Played wide receiver and defensive back for Coach Gerry Pannoni at Robert E. Lee ... Missed his senior season with an injury ... Was an all-district cornerback his sophomore and junior seasons ... Registered 60 tackles and five interceptions as a junior ... Returned one of those interceptions 60 yards for a TD ... Also caught 10 passes for 150 yards and a touchdown ... Posted nine career picks ...

Personal: Ryan Matthew Hash ... Born 3/27/83 in Alexandria, VA ... Son of Macol and Katie Hash ... His sister, Rachel, was an outstanding soccer player for the Hokies ... His grandfather, Herbert, played pro baseball for the Red Sox ... Majoring in apparel, housing, resource management.



26

Kent HICKS

Free Safety • 6-2 • 208 • r-Fr.
Culpeper, Va. • Culpeper H.S.

A late addition to the 2004 roster who brings size and excellent potential to the Tech secondary ... Was redshirted last year while working at rover during the fall and free safety in the spring ... Still has work to do in order to earn playing time at safety ... Possesses the ability to succeed once he adjusts to the Tech system ...

2004: Was redshirted while working with the scout team ... Started at the rover position ... Moved to free safety in the spring ... Posted a 480-pound back squat, a 280-pound power clean and a 36-inch vertical jump ...

High School: A three-year letterwinner and starter at Culpeper High School for Coach Randy Bove ... Saw time at safety, wide receiver,

quarterback, tailback, punter and kick returner in his three years ... Recorded 109 tackles, two interceptions, 291 yards rushing, three rushing TDs, 26 receptions, 505 yards receiving and six receiving touchdowns as a senior ... Also had a 37.7-yard punting average in '03 ... Posted over 100 tackles in each of his three years ... Finished with 18 career interceptions — including 10 as a junior — and an average of over 20 yards per punt return ... Was an all-conference and all-region selection each of his three years ... Was named all-state as a senior by the Associated Press and the High School Football Coaches Association ... Earned defensive MVP honors for the West squad at the VHSCA All-Star game ... Was his conference's defensive player of the year ... An All-America and Mid-Atlantic all-region selection by SuperPrep who was rated as the fifth-best player in the state of Virginia and the 19th-best defensive back in the nation ... Was a PrepStar All-American ... Team went beyond the regional finals in two of his three years ... Lettered two years in basketball ...

Personal: Kent Noel Hicks was born 12/12/1985 in Boston, VA ... Son of William and Clara Morton ... Enrolled in university studies.



31 Brenden HILL

**Free Safety • 6-2 • 197 • r-Jr. • 1VL
Newport News, Va. • Warwick H.S.**

Has seen action on special teams, serving as one of the main cover men on kickoffs ... Moved from receiver to rover early last season ... Now settles in at free safety ... Showed good progress at the position during the spring ... His ability to read keys enables him to play quicker ... Has a chance to battle for playing time at the position when fall camp opens ... Must continue working in the athletic performance program to enhance his strength and speed ...

2004: Played in nine games, seeing action on 44 special teams plays in the regular season ... Had two solo tackles ... Was suspended for the first three games of the season ... Saw his first collegiate action against N.C. State, serving on the kickoff team ... Was also on the field for kickoffs for the eight remaining games ... Posted a 275-pound push jerk and a 36-inch vertical jump in spring testing ...

2003: Dressed for the Boston College and Virginia games, but did not play ... Dressed for the bowl game ... Hauled in three passes for 26 yards during the Hokies' final spring scrimmage ... Caught a pass in the Maroon-White spring game for a 6-yard gain ...

2002: Was redshirted during the fall while working at the split end position ... Showed improvement in three of the four major lifts during the off-season ... Had a 6-yard reception during one spring scrimmage ... Caught a pass for a 1-yard gain during the Maroon-White game ...

High School: Led Warwick High and the Peninsula District in receiving as a junior and senior ... Was a first-team all-district pick as a senior and earned second-team district honors on both offense and defense his junior year ... Lettered two seasons as wide receiver and outside linebacker for Coach Tommy Reamon ... Caught 41 passes for 567 yards and six touchdowns in 2001 ... Grabbed five passes for 115 yards and a touchdown against Gloucester ... Contributed 46 tackles and four quarterback sacks on defense ... Finished with 39 catches as a junior, gaining 534 yards and scoring eight TDs ... Hauled in seven passes for 110 yards and two TDs against eventual state champ Heritage ... Scored a touchdown on a pass interception his junior season and posted 33 tackles ... Averaged 13.7 yards per catch during his two seasons ... Earned the team's Michael Vick Award for the most potential in 2000 ... Named a preseason All-American by *Tom Lemming's Prep Football Report* ... Was a preseason All-Atlantic Region pick by *PrepStar* ... Ranked the No. 38 player in the Mid-Atlantic Coast region by Lemming following his senior year ... Rated the No. 36 prospect in Virginia by *SuperPrep* and the No. 37 player by *The Roanoke Times* ... Played basketball and competed in track ... Was named the basketball team's top defensive player as a junior ... Set a school track mark in the 400 meters with a time of 47.8 ... Also participated in the 4x400 relay and the 300-meter hurdles as a sophomore ...

Personal: Brenden Dee Hill ... Born 7/7/84 in Newport News, VA ... Son of Ms. Shawn Hill and Merle Askew ... Majoring in apparel, housing, resource management.

12 Cory HOLT



**Quarterback • 6-4 • 216 • r-Fr.
Lexington, N.C. • Lexington H.S. • Hargrave**

An exceptional athlete who served as the No. 3 quarterback last fall while redshirting ... Made big strides this past spring, but still has a ways to go ... Got hurt in the spring, limiting his reps down the stretch ... Missed the spring game with a right rotator cuff injury ... Has to work on consistency ... Needs to improve his football knowledge and IQ and continue to make better decisions all of the time ... Enrolled at Tech in January, 2004 and participated in spring practice ... Throws a great ball ... The biggest of Tech's returning quarterbacks ...

2004: Dressed for all of the games, but did not play, preserving his redshirt ... Recorded a 450-pound back squat and a 35-inch vertical jump in spring testing ...

2003: Enrolled at Tech for the second semester and went through 2004 spring practice ... Was 3-for-4 passing for 28 yards during Tech's first spring scrimmage ... Hit 3-of-5 passes for 62 yards and a touchdown in his second scrimmage, but also threw an interception ... Also threw for a touchdown and had an interception in the Hokies' final scrimmage ... Completed 2-of-4 passes in the Maroon-White game for 9 yards ...

Prep School: Spent the fall semester playing for Coach Robert Prunty at Hargrave ... Connected on 4-of-10 passes for 66 yards in a win over the Virginia Tech jayvee squad ... Hit fellow Tech freshman Justin Harper for a 47-yard touchdown on the third play of that game ... Had a rushing touchdown against Lackawanna J.C. ... Hit Harper on a 61-yard touchdown pass against Bridgewater's jayvee team ... Led team to an 8-1 record ...


High School: Accounted for more than 6,000 yards of total offense during his career at Lexington High ... Lettered four years as a quarterback for Coach Billy Hunt ... Passed for 1,738 yards and 21 touchdowns as a senior ... Added 953 yards on the ground and scored 17 rushing touchdowns ... Had two games during his senior season where he rushed and threw for at least 150 yards in the same game ... Was named the Offensive Player of

hokiesports.com

HOLT *Continued*

the Year in Central Carolina 2A ... Also named to the All-Northwest football team by *The Winston-Salem Journal* ... Named an all-region selection by *PrepStar* for the Atlantic region ... Threw for over 2,000 yards as a junior ... Set a state record as a junior by throwing eight touchdown passes in one game ... Was named all-conference, all-county and all-area as a junior ... For his career, threw for 4,872 yards and 58 TDs while rushing for 1,619 yards and 27 scores ... Set school season and career marks for passing yards, passing touchdowns and completions ... Ranked the No. 49 player in the Atlantic East region by Rivals100.com ... Ranked the No. 26 player in North Carolina by *SuperPrep* ... Lettered three seasons as a center in basketball ... Played on a 17-and-under AAU basketball team that won a national title ...

Personal: Cory Lamont Holt ... Born 6/17/85 in Lexington, NC ... Son of Danny and Laura Fuller ... Enrolled in university studies.



32 Cedric HUMES

Tailback • 6-1 • 233 • r-Sr. • 3VL
Virginia Beach, Va. • Princess Anne H.S.

Enters the fall as the co-No. 1 at tailback with Mike Imoh ... A senior leader in the backfield ... Saw limited action in the spring to give the younger backs more reps ... A key guy in Tech's offense ... Takes a lot of pressure off of the quarterback ... Was slow to recover 100 percent from a broken leg suffered in the first scrimmage of the 2004 spring, but came on strong late in the season ... Started the first three games at tailback ... A big, powerful runner who is hard to bring down ... Mixes good athletic ability with outstanding speed ... Earned Super Iron Hokie honors in the weight room this past spring ...

2004: Started the first three games and played in all 13 ... Carried the ball 130 times for 605 yards and five touchdowns ... Also had eight catches for 46 yards ... Carried the ball nine times for 26 yards and caught two passes for nine yards in the opener against USC ... Had a 51-yard touchdown and caught two passes for 14 yards against WMU ... Carried the ball 17 times for 74 yards and a score against Duke ... Rushed for a career-high 120 yards on

17 carries with two touchdowns against FAMU ... Rushed for 85 yards on 18 carries in the win over Maryland ... Provided a big spark off the bench against Virginia, carrying the ball 15 times for 95 yards ... Had a 37-yard touchdown run to seal the victory ... Was the workhorse at Miami, rushing a career-high 27 times for 110 yards ... Had a long of 29 yards ... Finished with a game-high 44 yards rushing on five carries in the Maroon-White game ... Recorded a 590-pound back squat and a 341-pound push jerk in spring testing ...

2003: Played in all 13 games ... Finished the season with 65 carries for 380 yards and five touchdowns ... Averaged 5.8 yards per

carry ... Had a long of 58 yards ... Returned 15 kickoffs for an average of 16.9 yards ... Had a long of 33 yards ... Filled in for an injured Kevin Jones against James Madison, carrying the ball 15 times for 74 yards and three touchdowns ... Carried the ball five times for 74 yards, including a 58-yard touchdown run against UConn ... Ran six times for 43 yards at Rutgers, including a 35-yard touchdown run ... Earned Super Iron Hokie honors during spring max testing ... Had a 585-pound back squat ... Suffered a broken leg in Tech's first scrimmage of the spring ...

2002: Was switched from tailback to fullback when practice opened ... Played in



**Cedric
Humes**

all 14 games, carrying the ball 16 times for 68 yards ... Also caught seven passes for 76 yards ... Caught a 15-yard pass against Pittsburgh ... Caught a 26-yard pass out of the backfield at Miami ... Improved his back squat to 560 pounds during spring testing ... Posted personal bests in all four major lifts ... Moved back to tailback for spring practice ... Ran for three touchdowns during red-zone work in one of the Hokies' spring scrimmages ... Added two more short TD runs in another scrimmage ... Led all rushers in the Maroon-White game with six carries for 57 yards ...

2001: Was redshirted as a true freshman ... Worked at tailback during the fall ... Earned Iron Hokie status during the off-season ... Turned in a 320-pound bench press and 500-pound back squat ... Ran a 4.42 forty and posted a 34 1/2-inch vertical jump ... Rushed for two touchdowns during one scrimmage on runs of 1 and 25 yards ... Gained 36 yards on nine carries ... Ran for 29 yards and one TD in another scrimmage ... Finished the Maroon-White game with 28 yards on five carries, an average of 5.6 yards a carry ... Won the Frank O. Moseley Award as the top offensive hustler of spring practice ...


High School: Played running back and linebacker for Coach Jeff Ballance at Princess Anne ... Earned *SuperPrep* and *PrepStar* All-America honors after rushing for 1,640 yards and 22 TDs as a senior ... Rated the No. 28 running back in the nation and the No. 8 player in Virginia by *SuperPrep* ... Picked the No. 2 RB in the Atlantic Region and the No. 22 overall player in the region by *PrepStar* ... *Tom Lemming's Prep Football Report* named him the No. 25 player in the Mid-Atlantic area ... Ranked the No. 9 prospect in Virginia by *The Roanoke Times* ... The No. 76 running back in the nation according to Rivals ... Contributed 87 tackles on defense his senior year with two sacks and eight fumble recoveries ... Rushed for 197 yards on just nine carries in one contest during his senior season and had 200 yards on 18 attempts in another game ... Named to the All-Tidewater team and also earned all-district and all-region honors as a tailback ... Selected conference offensive player of the year ... Gained 1,300 yards and scored 18 TDs as a junior ... Contributed 80 tackles on defense and intercepted five passes, returning three for touchdowns ... His team posted a 19-5 record in his two years as a starter and made back-to-back appearances in the Group AAA playoffs ... Also contributed in basketball and track ...

Personal: Cedric Akeem Humes ... Born 8/7/83 in Virginia Beach, VA ... Son of Alfred and Sheria Humes ... Majoring in apparel, housing, resource management.

Rushing	G	No.	Yds.	Avg.	TD	LG
2002	14	16	68	4.2	0	9
2003	13	65	380	5.9	5	58
2004	13	130	605	4.7	5	37
Career	40	211	1053	5.0	10	58

----- 2004 Rushing Game-by-Game -----						
vs USC	1	9	26	2.9	0	8
WMU	1	10	51	5.1	1	21
Duke	1	17	74	4.4	1	18
NCSU	1	5	2	0.4	0	4
WVU	1	2	6	3.0	0	3
at WFU	1	1	10	10.0	0	10
FAMU	1	17	120	7.1	2	15
at GT	1	1	3	3.0	0	3
at UNC	1	2	13	6.5	0	10
MD	1	18	85	4.7	0	19
UVa	1	15	95	6.3	1	37
at UM	1	27	110	4.1	0	29
vs AU	1	6	10	1.7	0	8

Receiving	G	No.	Yds.	Avg.	TD	LG
2000	14	7	76	10.9	0	26
2003	13	4	31	7.8	0	14
2004	13	8	46	5.8	0	11
Career	40	19	153	8.1	0	26



19 Josh HYMAN

Flanker • 5-11 • 188 • r-So. • 1VL
Chesapeake, Va. • Deep Creek H.S. • Fork Union

An All-ACC Freshman Team selection by *The Sporting News* as a receiver last season ... Started 11 games at the flanker position and one at split end ... His five touchdown receptions were the most for a Tech freshman or redshirt freshman since 1972, when freshmen became eligible to play ... Also led the team in receiving yards with 491 and was second in receptions with 27 ... Started the spring slow ... Came around late to refocus and rededicate himself to become the complete receiver the coaches need him to be ... A good summer of preparation is important for him ... Needs to work on improving his top end speed and his conditioning ... The oldest of Tech's receivers ... Coaches have high expectations for him ...

2004: Played in all 13 games, starting 12 ... Had 27 receptions for 491 yards and a team-high five touchdowns ... Earned the start and played 42 snaps against USC ... Caught a 12-yard touchdown pass in the second quarter ... Moved over to start at split end against WMU and caught four passes for 89 yards ... Led the way with four catches for 89 yards in the win over Duke ... Caught a 34-yard score from Richard Johnson on a receiver pass ... Had just one catch against FAMU, but it went for a 20-yard touchdown ... Caught four passes

for a career-high 93 yards and two touchdowns against Virginia ... Had scoring receptions of 45 and 32 yards ... Performance earned him ACC Rookie of the Week honors ... Did not start against Miami due to an injury, but played 14 offensive snaps ... Caught five passes for 71 yards in the Sugar Bowl against Auburn ... Caught three passes for 22 yards in the Maroon-White game ... Recorded a 295-pound bench, a 450-pound back squat, a 35-inch vertical jump and a 4.41 40-yard dash in spring testing ...

2003: Worked with the scout team while taking a redshirt year ... Did well during spring strength and conditioning tests earning Iron Hokie honors ... Posted a 320-pound bench press and 450-pound back squat ... Ran a 4.37 in the 40 and added 37 1/2 vertical jump ... Caught four passes for 40 yards during the 2004 Maroon-White game ...

Prep School: Spent the fall semester at Fork Union Military Academy ... Played wide receiver and defensive back for Coach John Shuman at FUMA ... Had a 97-yard interception return for a touchdown in a game against Gettysburg (Pa.) ... Had a 9-yard reception in a game against the Virginia Tech jayvee squad ... Named an all-region selection for the Atlantic region by *PrepStar* as a wide receiver ...


High School: Played wide receiver and free safety for Coach David Cox at Deep Creek High ... Caught 44 passes for over 700 yards and 15 touchdowns as a senior ... Added over 50 tackles and four interceptions on defense ... Had over 300 yards on kickoff returns ... Named to the All-Eastern Region first team in 2001 as a wide receiver and defensive back ... A second-team All-Eastern Region selection as a kick returner ... Was a AAA first-team all-state selection by The Associated Press as a wide receiver ... A first-team selection to the AAA Coaches all-state team at the wide receiver position ... Returned two kickoffs for touchdowns his junior year ... Earned All-America honors as a sprinter in track as a junior ... From the same high school as current Hokies Darryl Tapp and James Anderson ...

Personal: Joshua Leonard Hyman ... Born 4/18/83 in Chesapeake, VA ... Son of Delphia Hughes ... Enrolled in university studies.

Receiving	G	No.	Yds.	Avg.	TD	LG
2004	13	27	491	18.2	5	45

----- 2004 Receiving Game-by-Game -----						
vs USC	1	1	12	12.0	1	12
WMU	1	4	89	22.6	0	42
Duke	1	4	89	22.6	1	38
NCSU	1	1	8	8.0	0	8
WVU	1	1	32	32.0	0	32
at WFU	1	1	3	3.0	0	3
FAMU	1	1	20	20.0	1	20
at GT	1	3	34	11.3	0	16
at UNC	1	0	0	0.0	0	0
MD	1	2	40	20.0	0	20
UVa	1	4	93	23.3	2	45
at UM	1	0	0	0.0	0	0
vs AU	1	5	71	14.2	0	31

K.O. Ret.	G	No.	Yds.	Avg.	TD	LG
2004	13	3	66	22.0	0	33



20 Mike IMOH

**Tailback • 5-7 • 195 • Sr. • 2VL
Fairfax, Va. • Robinson H.S.**

A speedy player who ended up being the spark plug Tech's running game was looking for last season ... Enters the fall as the co-No. 1 at tailback with Cedric Humes ... A senior leader in the backfield ... Saw limited action in the spring to give the younger backs more reps ... A key cog in Tech's offense ... Takes a lot of pressure off of the quarterback ... Set the school record for rushing yards in a game at North Carolina last year ... Does an excellent job in all phases of the game ... A tough runner with good speed and quickness ... Also returns kickoffs and punts ... Earned Super Iron Hokie honors in the weight room this past spring ...

2004: Started nine of the last 10 games ... Was suspended the first three games of the season ... Carried the ball 158 times for 720 yards and six touchdowns ... Also had eight catches for 4 yards ... Returned for the N.C. State game, rushing for 74 yards and putting up 51 yards on kickoff returns ... Earned his first collegiate start the next week against West Virginia ... Responded with 206 all-purpose yards ... Carried the ball 30 times for 115 yards ... Rushed for 100 net yards on 29 carries in the win at Wake Forest ... Scored the game-winning touchdown on a 7-yard run with 2:10 left ... Set the Virginia Tech single-game rushing record at North Carolina, carrying the ball 32 times for 243 yards ... Also scored a career-best two touchdowns and finished with 294 all-purpose yards ... Performance earned him unanimous ACC Offensive Back of the Week honors ... Was on his way to another big game against Maryland before sustaining a strained hamstring in the first quarter ... Had 35 yards and two touchdowns on just seven carries before the injury ... Started against UVa, but played just 20 snaps, carrying the ball seven times for 22 yards ... Tried to go at Miami, but re-aggravated the injury early ... Played just three snaps ... Recorded a

515-pound back squat and a 316-pound push jerk in spring testing ...

2003: Became one of the top kickoff return men in the BIG EAST and the nation, averaging 30.5 yards per return with one touchdown ... Was third nationally in returns ... Caught nine passes for 113 yards and three touchdowns ... Also carried the ball 22 times for 86 yards ... Became the first Tech player to return a kickoff for a touchdown since 1992 when he took the opening kick of the second half back 91 yards for a score against UConn ... Made the move to receiver for the Rutgers game and came up with two big plays ... Caught a pair of 10-yard touchdown passes ... Caught his third touchdown pass of the season at Virginia, a 43-yarder ... Had two catches for 49 yards in the game ... Had four kickoff returns for 142 yards, including a 55-yarder, in the bowl game against Cal ... Was a Super Iron Hokie in the weight room during the off-season, posting a 550-pound back squat ... Had five carries for 34 yards in Tech's second spring scrimmage ... Added a 20-yard touchdown run in the final scrimmage ... Ran for 15 yards on eight carries during the Maroon-White game ... Also had a 23-yard kickoff return and three punt returns for nine yards ...

2002: His 36-inch vertical jump was the best among incoming freshmen ... Played in five games, rushing 10 times for 38 yards ... Also caught four passes for 28 yards and a touchdown ... Saw his first collegiate action in



**Mike
Imoh**

the opener against Arkansas State ... Caught a team-high four passes for 28 yards, including a 19-yard pass for his first collegiate touchdown ... Was the workhorse in Tech's jayvee win over Fork Union, carrying the ball 31 times for 164 yards ... Missed the Temple game with a sprained ankle ... Dressed for the remaining games, but did not see any action ... Improved his bench press to 350 pounds during the off-season and increased his vertical jump to 37 1/2 inches, second-best among all of Tech's running backs ... Posted the second-best forty time (4.41) and NFL shuttle time (3.95) among the running backs ... Rushed for 22 yards on seven carries and added two pass receptions for 40 yards during one of the Hokies' spring scrimmages ... Had seven carries for 21 yards in the annual Maroon-White game ...

High School: Named the Virginia Group AAA Player of the Year by The Associated Press in 2001 ... Rushed for 5,280 yards and scored 68 touchdowns during his varsity career for Coach Mark Bendorf ... A *SuperPrep* All-American who was rated the No. 41 running back in the nation ... Helped his team to the state AAA Division 6 championship as a senior ... Ran for 2,077 yards and 28 touchdowns ... Added over 400 yards and three TDs on pass receptions ... Had 292 yards rushing and four touchdowns on just eight carries in a game against Langley High ... Scored four TDs and rushed for 210 yards in the state championship game ... Earned all-district, all-region and all-state honors ... Named to *The Washington Post* All-Metro team ... Picked up 1,760 yards on the ground his junior season, scoring 16 touchdowns ... Set over 20 school records during his prep career, including career and season marks for rushing yards and touchdowns ... Contributed over 1,000 yards receiving ... Team was 31-5 during his career ... A three-time varsity captain in football and basketball ... Won a region power lifting championship ... Rated the No. 11 player in the state by *The Roanoke Times* ... Named to *PrepStar* All-Atlantic Region team ... Rated the No. 13 prospect in Virginia by *SuperPrep* ...

Personal: Michael U. Imoh ... Born 7/21/84 in Fairfax, VA ... Son of James and Alice Imoh ... Majoring in apparel, housing, resource management.


Rushing	G	No.	Yds.	Avg.	TD	LG
2002	5	10	38	3.8	0	18
2003	12	22	86	3.9	0	13
2004	10	158	720	4.6	6	47
Career	27	190	844	4.5	6	47

----- 2004 Rushing Game-by-Game -----						
vs USC					Did not play	
WMU					Did not play	
Duke					Did not play	
NCSU	1	14	74	5.3	0	41
WVU	1	30	115	3.8	0	13
at WFU	1	29	100	3.4	1	10
FAMU	1	8	42	5.2	1	10
at GT	1	22	77	3.5	0	34
at UNC	1	32	243	7.6	2	47
MD	1	7	35	5.0	2	21
UVa	1	7	22	3.1	0	11
at UM	1	3	-4	-1.3	0	0
vs AU	1	6	14	2.7	0	5

Receiving	G	No.	Yds.	Avg.	TD	LG
2002	5	4	28	7.0	1	19
2003	12	9	113	12.6	3	43
2004	10	8	4	0.5	0	13
Career	27	21	145	6.9	4	43

K.O. Ret.	G	No.	Yds.	Avg.	TD	LG
2002	5	0	0	0.0	0	0
2003	12	18	549	30.5	1	91
2004	10	12	256	21.3	0	42
Career	27	30	805	26.8	1	91

Punt Ret.	G	No.	Yds.	Avg.	TD	LG
2004	10	7	50	7.1	0	32



Greg KEZMARSKY

Defensive End • 6-3 • 239 • Sr.
Voorhees, N.J. • Eastern H.S.

Will help provide depth at the defensive end positions ... A hard worker who can always be counted on for his top effort ... Knows the Tech system ... Has used that knowledge to contribute to Hokies' success through his work as a member of the scout and jayvee teams the past three seasons ...

2004: Played in two games ... Saw action on five defensive snaps against Florida A&M and three against Maryland ...

2003: Played on the scout and jayvee teams ... Turned in four tackles, including two for losses in a jayvee game against Hargrave ... Saw action in one varsity game, registering a tackle against Rutgers ... Posted a solo tackle during the annual Maroon-White game ...

2002: Worked at defensive end ... Saw action on both sides of the ball during Tech's two jayvee games ... Had three tackles in a jayvee game against Hargrave ... Contributed tackles in two spring scrimmages ...

High School: Lettered two seasons as a defensive end and offensive tackle for Coach Dan Spittal at Eastern High ... Earned second-team all-conference honors as a senior ... Won the school's sportsmanship and dedication award ... Played in the Adam Taliaferro All-Star Classic ... Also lettered in track ...

Personal: Dennis Gregory Kezmarsky ... Born 10/1/83 in Joliet, IL ... Son of Dennis and Susan Kezmarsky ... Majoring in marketing.



90 Jeff KING

Tight End • 6-5 • 246 • r-Sr. • 3VL
Pulaski, Va. • Pulaski County H.S.

A second-team All-ACC selection at tight end last year who will be counted on for big things this season ... Spent the winter playing with Tech's basketball team ... Conditioning helped him trim down ... Was named Tech's most valuable offensive player during spring practice ... The most experienced player at tight end ... Is also a good leader on the team ... Has the chance to be a special tight end, according to the coaches ... Brings a toughness to the team ... Is able to get the edge most of the time in the running game ... Very seldom makes a mistake ... Started all 13 games last year ... Had four touchdown receptions, the most for a Tech tight end since 1990 ... Excels as a blocker and has outstanding hands ...

2004: Saw action on 622 offensive snaps and 200 on special teams — tops on the team — in the regular season ... Caught 25 passes for 304 yards and four touchdowns ... Had a big opener, catching four passes for 65 yards, against USC ... Had a 25-yard catch against N.C. State ... Had two catches, both for first downs, for 19 yards in the win over West Virginia ... Led the team with three catches for 37 yards in the win at Wake Forest ... Caught 5-yard touchdown pass on the opening drive of that game ... Caught one pass against Florida A&M, recording his second touchdown of the season ... Caught two passes for 53 yards, including a 35-yard touchdown, against Maryland ... Scored Tech's first touchdown at Miami, catching a 3-yard pass ... Finished with three catches for 26, including a key third down reception on the final drive to move the chains ... Played 16 games with the Hokie basketball team, averaging 6.1 minutes, 1.1 points and 1.6 rebounds per game ... Had eight rebounds and six points at Duke ... Had an 11-yard catch in the Maroon-White game ... Given the George Preas Award, awarded to the most valuable player of spring practice ...

2003: Played in all 13 games, starting two ... Had six receptions for 109 yards and a touchdown ... Had a 31-yard reception late against James Madison ... Caught a 10-yard touchdown pass to open the scoring against Texas A&M ... Blocked a field goal against Rutgers ... A Super Iron Hokie during the off-

season program ... Won the George Preas Award as Tech's offensive MVP for the spring ...

2002: Had one catch on the season, a 19-yard touchdown reception in the opener against Arkansas State ... Had a season-high five knockdowns in 51 plays against Marshall ... Blocked a field goal at Western Michigan, the first of his career ... Got his first start against Pittsburgh, playing 36 snaps on offense and 21 on special teams ... Led the tight ends with a 500-pound back squat during spring max testing ... Mixed in some work at fullback during spring practice ... Won the Frank O. Moseley Award as the top offensive hustler during off-season and spring workouts ...


2001: Worked at tight end while redshirting as a true freshman ... Posted a 360-pound back squat during spring strength and conditioning tests ... Also ran a 4.8 forty ...

High School: A *PrepStar* All-American for Coach Joel Hicks at Pulaski County ... Was rated the No. 3 tight end in the Atlantic Region ... Named first-team Group AAA all-state as a tight end by The Associated Press and the state coaches ... Ranked the No. 12 prospect in Virginia by *The Roanoke Times* and *SuperPrep* ... *Tom Lemming's Prep Football Report* lists him as the No. 86 player in the Mid-Atlantic Region ... An honorable-mention All-South pick by *The Orlando Sentinel* ... Led his high school team to the Group AAA, Division 5 state semifinals in 2000 ... Finished his senior season with 278 yards receiving and eight touchdowns ... Also registered eight sacks as a defensive end ... Set a school record with 101 pancake blocks in a season ... Had 12 pancakes and two receptions for 30 yards and a touchdown in a game his senior year ... Named All-Timesland as a junior and senior ... An outstanding basketball player who compiled over 1,000 points and 1,000 rebounds during his career ... Averaged 25 points and 14 rebounds as a senior on the way to all-district and all-region honors ... Competed in the shot put for the track team with a best effort of 54-7 as a junior ... Member of the National Honor Society ...

Personal: Jeffrey W. King ... Born 2/19/83 in Pulaski, VA ... Son of Jerry and Lynn King ... Graduated with a degree in finance and is enrolled in health and physical education in graduate school.

Receiving	G	No.	Yds.	Avg.	TD	LG
2002	14	1	19	19.0	1	19
2003	13	6	109	18.2	1	31
2004	13	25	304	12.2	4	35
Career	40	32	432	13.5	6	35

-----2004 Receiving Game-by-Game-----						
vs USC	1	4	65	16.3	0	22
WMU	1	1	12	12.0	0	12
Duke	1	2	21	10.5	0	18
NCSU	1	1	25	25.0	0	25
WVU	1	2	19	9.5	0	11
at WFU	1	3	37	12.3	1	24
FAMU	1	1	10	10.0	1	10
at GT	1	0	0	0.0	0	0
at UNC	1	0	0	0.0	0	0
MD	1	2	53	26.5	1	35
UVa	1	3	24	8.0	0	12
at UM	1	3	26	8.7	1	12
vs AU	1	3	12	4.0	0	5



Scott KING


**Defensive Tackle • 6-0 • 274 • So.
Radford, Va. • Radford H.S.**

A walk-on who serves as a member of the scout team ... Provides depth along the defensive line ... Is listed at the nose tackle position on the depth chart ...

2004: Saw action on the jayvee team ... Posted a 360-pound bench press and a 304-pound power clean in spring max testing ...

High School: Played linebacker, fullback and punter for Coach Norm Lineburg at Radford ... Was a second team all-state linebacker his senior season ... Set a Radford record with a 81-yard interception return for a touchdown ... Recorded 103 tackles and two sacks in his senior year ... Named all-state in track and field his junior and senior season ... Set records for shot put and discus at Radford ... Was an all-district and all-region first baseman for head coach Darden Freeman ... Was class president each of his high school years ...

Personal: Robert Scott King ... Born 8/26/85 in Radford, VA ... Son of William King and Judy Cox ... His brother, Billy, played football for the Hokies in the '70s ... Majoring in human nutrition, foods and exercise.



**43
John KINZER**

**Tight End • 6-2 • 257 • r-So. • 1VL
Fairfax, Va. • Robinson H.S.**

Made the move from fullback to tight end in the spring ... Had two touchdown catches last season ... Ended the spring on a high


note ... Still has work to do to learn his new position ... Is a conscientious athlete who enjoys playing ... Runs well and has good hands ... Needs to catch some more balls this summer to make sure he is sharp when fall practice opens ... Earned Super Iron Hokie honors in the weight room this past spring ... Also earned the Excalibur Award — the top honor in Tech's strength and conditioning program ...

2004: Played in all 13 games, catching seven passes for 26 yards and two touchdowns ... Played on 150 offensive snaps and 82 on special teams in the regular season ... Started four games ... Played 17 snaps against Western Michigan, catching two passes for six yards, including a 3-yard touchdown ... Earned his first start against Duke ... Caught a 4-yard scoring pass against N.C. State ... Saw limited action due to a neck injury over the final four games ... Played on the field goal and PAT teams, but not at fullback ... Had a 15-yard catch in the Maroon-White game ... Set a new tight end record in the push jerk (366), vertical jump (37") and power clean (390) ... Power clean mark was the eighth-best in program history ... Also recorded a 380-pound bench

and a 550-pound squat in spring testing ...

2003: Took a redshirt year while utilizing Tech's athletic performance program ... Worked at fullback ... Posted a 390-pound bench press and 550-pound back squat on the way to Super Iron Hokie honors during the off-season ...

High School: A *SuperPrep* All-America tight end ... Ranked the No. 5 tight end in the country and the No. 6 prospect in Virginia by that publication ... Named an all-region selection for the Atlantic region by *PrepStar* as a tight end ... Graded out at over 85 percent in his blocking assignments as a senior at Robinson ... Played tight end and defensive end for Coach Mark Bendorf and handled the punting and kicking duties ... Had 31 catches for 457 yards and eight touchdowns as a senior ... Caught six passes for 92 yards and a TD in a game against Annandale ... Was a 2002 AAA first-team all-state selection by The Associated Press as a tight end ... Also a first-team selection to the AAA Coaches all-state team at the tight end spot ... Second-team *Washington Post* All-Metro ... A preseason All-Atlantic region selection by *PrepStar* ... Named a first-team All-ACC Area tight end by the preseason *G&W Recruiting Report* ... Caught




John Kinzer

13 passes for 190 yards and two scores, while contributing over 10 sacks on defense as a junior ... Helped team to a Group AAA state championship ... Scored over 100 points during his last two seasons ... Had a school-record 62-yard punt ... A first-team selection to the 2001 AAA Coaches all-state team at the tight end position his junior year ... Rated the No. 8 player in Virginia by *The Roanoke Times* ... No. 42 on Tom Lemming's All-Mid-Atlantic team ... A preseason *SuperPrep* All-American, rated No. 7 in Virginia and No. 10 at the tight end position nationally ... Also lettered four years in lacrosse and one year as a wrestler ... From the same high school as current Hokies Mike Imoh and Cary Wade ...

Personal: John Joseph Kinzer ... Born 8/23/84 in Norfolk, VA ... Son of John and Virginia Kinzer ... Majoring in building construction.

Receiving	G	No.	Yds.	Avg.	TD	LG
2004	13	7	26	3.7	2	8



53 Nick LEESON

**Deep Snapper • 6-1 • 255 • r-Jr. • 1VL
Abingdon, Va. • Abingdon H.S.**

Is the frontrunner for Tech's long snapping job ... Handled most of Tech's PAT and field goal snaps in 2003, but did not play last year ... Has worked up to the Super Iron Hokie level in the strength and conditioning program ... Joined the team as a walk-on in January 2002 ... A steady performer whose dad played for the Hokies in the early 1980s ...

2004: Dressed for all 13 games, but did not see any varsity action ... Earned Super Iron Hokie honors after posting a 370-pound bench, a 550-pound squat, a 316-pound power clean and a 309-pound push jerk in spring testing ...

2003: Played in nine games ... Handled 47 total snaps on PATs and field goals with zero bad snaps ... Earned Super Iron Hokie honors in the strength and conditioning program during the off-season ... Posted a 360-pound bench press and 530-pound back squat during spring testing ...


2002: Practiced at the backer position during the fall and served as a reserve deep snapper ... Did not see action and was

redshirted ... Had a 340-pound bench press and a 475 back squat during spring testing ... Was in on three tackles during one spring scrimmage ...

2001: Entered school for the second semester ... Had a 420-pound back squat during spring athletic performance testing ... Practiced at linebacker and as a deep snapper during spring practice ... Contributed a tackle during the annual Maroon-White game ...

High School: Played linebacker and handled the deep snapping duties for Coach Scott Allen at Abingdon High ... Was a four-year letterman and two-year team captain ... Also lettered in basketball and baseball ... Was a high jumper in track ...

Personal: Nicholas Brooke Leeson ... Born 10/29/82 in Clarksburg, WV ... Son of Billy and Cathy Leeson ... His dad was an offensive lineman at Tech (1982-84) ... Majoring in human nutrition, foods and exercise.



56 Jonathan LEWIS

**Defensive Tackle • 6-1 • 308 • Sr. • 3VL
Richmond, Va. • Varina H.S.**

An honorable mention All-ACC selection as a defensive lineman ... Had a big season on Tech's defensive line ... A big, strong player who moves well ... Finished eighth on the team in tackles and third in sacks ... Has the ability to be a force on Tech's defensive line ... Possesses explosiveness and power at the point of attack ... Has started 29 straight games, the second-longest active streak on the team entering the season ...

2004: Played in and started all 13 games, recording 18 solo stops and 22 assists ... Included in those 40 tackles were 11.0 tackles for loss and 5.0 sacks ... Also had two fumble recoveries, one pass break up and 14 quarterback hurries ... Played 434 snaps on defense and five on special teams in the regular season ... Played 31 snaps against Western Michigan, registering a fumble recovery ... Played his best game against West Virginia, recording seven tackles, including 1.5 for loss ... Had five total tackles at Wake Forest ... Included in those five stops were three tackles for loss, including two sacks ... Had three tackles, including two for loss and a sack, in the win over Maryland ... Had two tackles and

a fumble recovery against Virginia ... Broke his finger in that game and was slowed for the Miami game ... Still started, and had two tackles, both for losses, against the Hurricanes ... Also had a sack ... Posted a 340-pound bench, a 600-pound back squat, a 326-pound power clean and a 370-pound push jerk in spring testing ...

2003: Played in and started all 13 games ... Tallied 36 solo tackles and 33 assists ... Included in those 69 stops were seven tackles for loss, including four sacks ... Registered six quarterback hurries, two forced fumbles, one pass break up and an interception ... Played 40 snaps against Texas A&M, recording four solo tackles, five assists and a quarterback hurry ... Recorded his first collegiate interception at Rutgers, coming off a pass tipped by Nathaniel Adibi ... Also tallied three solo tackles, two assists and two passes broken up ... Had six solo tackles, three assists and 2.5 sacks against No. 2 Miami ... Turned in a 600-pound back squat during spring max tests ... Also had a 341-pound jerk and the best 40 time among the tackles at 4.82 ...

2002: A true freshman who saw action right away ... Started the last two games of the regular season and the San Francisco Bowl game vs. Air Force ... Had 33 solo tackles and 23 assists this season ... Included in those 56 stops were seven tackles for loss and two sacks ... Also had five quarterback hurries ... Was named a fourth-team Freshman All-American by *The Sporting News* ... Tallied two solo stops, along with a tackle for loss, a sack and a quarterback hurry against Rutgers ... Had three solo tackles, two assists and a sack against Temple ... Got his first collegiate start against Virginia ... Recorded four solo tackles and two assists in the win ... Turned in a 550-pound back squat during spring testing ... Ran a 4.9 forty ...

High School: A prep All-America pick by *SuperPrep*, *PrepStar* and *Tom Lemming's Prep Football Report* ... The only player in Varina history to earn all-Metro, all-region and all-state honors three years in a row ... Ranked the No. 17 defensive line prospect in the nation by *SuperPrep* ... Rated the nation's No. 3 defensive lineman by Max Emfinger of *USA Today* and the No. 112 player overall by Tom Lemming ... A member of the *PrepStar* Dream Team ... Ranked the No. 6 defensive lineman in the nation by *PrepStar* and the No. 1 DL in the Atlantic Region ... Listed as the No. 26 defensive player in the nation by *G&W Recruiting Report* and the No. 15 DT by *Student Sports* ... Listed as the No. 4 player in Virginia by *The Roanoke Times* ... Played in the prestigious U.S. Army All-American Bowl ... Posted 107 tackles and 10 quarterback sacks as a senior ... Had 15 tackles and a pair of sacks in a game against Armstrong High ... Was in on 12 tackles versus Highland Springs ... Named first-team Group AAA by the AP and the state coaches ... Was the Metro, district and region player of the year as a junior when


LEWIS *Continued*

he had 96 tackles and 11 sacks ... Registered over 300 career tackles and 46 sacks ... Helped Coach Gary Chilcoat's team to a 46-7 record and three regional championships during his varsity career ... Also played center on the basketball team ...

Personal: Jonathan M. Lewis ... Born 7/12/84 in Richmond, VA ... Son of David and Gale Lewis ... Brother, Kevin, is a former defensive tackle for the Hokies ... Majoring in apparel, housing, resource management.

Tackles	G	UT	AT	Tot.	Loss	Sacks
2002	14	33	23	56	7.0-	23 2- 12
2003	13	36	33	69	7.0-	16 4- 14
2004	13	18	22	40	11.0-	35 5.0- 26
Career	40	87	78	165	25.0-	74 11.0- 52

----- 2004 Tackles Game-by-Game -----							
vs USC	1	0	2	2	0-	0	0- 0
WMU	1	0	0	0	0-	0	0- 0
Duke	1	2	3	5	1.0-	2	0- 0
NCSU	1	1	3	4	0.5-	1	0- 0
WVU	1	4	3	7	1.5-	2	0- 0
at WFU	1	4	1	5	3.0-	12	2.0- 11
FAMU	1	1	0	1	0-	0	0- 0
at GT	1	1	4	5	0.5-	1	0- 0
at UNC	1	2	0	2	0-	0	0- 0
MD	1	1	2	3	2.0-	6	1.0- 4
UVa	1	0	2	2	0-	0	0- 0
at UM	1	1	1	2	1.5-	8	1.0- 7
vs AU	1	1	1	2	1.0-	4	1.0- 4



35 Stevie Ray LLOYD

**Linebacker • 5-11 • 235 • r-So. • 1VL
Lynchburg, Va. • Jefferson Forest H.S.**

A tough young player who came to Tech as a walk-on ... A regular on the kickoff coverage last season ... Impressed the coaches with his work ethic ... Has made strides in the strength and conditioning program ... Second on the team in special teams tackles, including a team-high nine on kickoff coverage ... Missed the spring after having arthroscopic surgery to repair a meniscus tear in his right knee ... Has some ground to make up but will be in the mix for the backup duties at mike linebacker if he can return to form ...

2004: Played in 13 games, recording 11 tackles ... Played 57 snaps on special teams and 12 on defense in the regular season ... Was in for four kickoff coverages, recording a solo tackle, against USC ... Had a career-high four tackles against Florida A&M ... Played six

plays on special teams at Georgia Tech ... Had a solo tackle on kickoff coverage against both Maryland and Virginia ... Posted a 340-pound bench press, a 575-pound squat, a 304-pound power clean and a 321-pound push jerk in spring testing ...

2003: Worked at the mike linebacker position while redshirting during the fall ... Registered a 530-pound back squat during spring testing that ranked second-best among the inside linebackers ... Moved to the backer position during the spring ... Contributed four tackles during the Hokies' third spring scrimmage ... Added a tackle in the 2004 spring game ...

High School: Played linebacker and fullback for Coach Terry Smith at Jefferson Forest ... Was all-area, all-district, all-region and all-state as a linebacker his senior season ... Named the Seminole District Defensive Player of the Year ... Also named defensive player of the year by the *Lynchburg News & Advance* ... Won the Iron Man Award at Jefferson Forest ... Posted 165 tackles, nine sacks, seven fumble recoveries and two interceptions during his final season ... Had 22 tackles, two fumble recoveries and an interception for a touchdown in a game his senior year ... Was in on 159 tackles as a junior and went on to a school-record 477 career tackles ... Was the defensive MVP for the West team in the 2003 state high school all-star game ... Also competed in track and baseball ...

Personal: Stephen Ray Lloyd ... Born 4/9/85 in Lynchburg, VA ... Son of Steve and Kathy Lloyd ... Majoring in sociology.

Tackles	G	UT	AT	Tot.	Loss	Sacks
2004	12	5	6	11	0-	0 0- 0



Zac LOWE

**Offensive Guard • 6-1 • 273 • Jr.
Bridgewater, Va. • Turner Ashby H.S.**

A walk-on who serves as a member of the scout team ... Provides depth along the offensive line ... Is listed at the right guard position on the depth chart ...

2004: Saw action in two games ... Played four snaps against Florida A&M and three against Maryland ... Played in the jayvee game against Fork Union ... Recorded a 316-pound push jerk in spring testing ...

High School: Played offensive line for Coach Joe Taylor at Turner Ashby ... Was named team most valuable player his senior season ... Also played forward on the men's basketball team at Turner and participated in track and field ...

Personal: Zachary Earl Lowe ... Born 12/25/84 in Bangor, ME ... Son of Max and Barbara Lowe ... Majoring in mechanical engineering.



67 Nick MARSHMAN

**Offensive Tackle • 6-5 • 346 • r-Fr.
Harrisonburg, Va. • Turner Ashby H.S.**

One of the biggest pieces to the offensive line puzzle ... A young lineman who will be thrust into the thick of things when practice opens ... Will enter the fall as the No. 2 man at the right tackle spot ... Has good size for the position ...


2004: Redshirted while using the time to get bigger and strong in the weight room ... Recorded a 690-pound back squat in the spring, the seventh-best mark in program history ... Also posted a 341-pound power clean, a 341-pound push jerk and a 29-inch vertical jump ...

2003: Entered school in January ... Went through the winter off-season program ... Worked at offensive tackle during spring practice ...

High School: Named an all-region selection for the Atlantic region by *PrepStar* as an offensive lineman ... Was a 2002 AA first-team all-state selection by The Associated Press as a defensive lineman ... A second-team selection to the 2002 AA Coaches all-state team at the defensive tackle position ... Also played tight end and offensive tackle for Coach Joe Taylor at Turner Ashby ... Caught eight passes as a senior, including two for touchdowns ... Finished with 85 tackles on defense with 15 tackles for loss, 11 quarterback hurries, 6.5 sacks, five tipped passes and three fumbles caused ... Posted three sacks in a game against Potomac ... Rated the No. 23 tight end in the nation by Tom Lemming on ESPN.com ... Ranked the No. 23 player in Virginia by *The Roanoke Times* ... Ranked No. 33 on Tom Lemming's All-Mid

Atlantic team ... Picked as the No. 14 player in Virginia during the preseason by *SuperPrep* magazine ... Caught 10 passes his junior year and posted 94 tackles and five sacks ... Scored more than 1,000 career points as a center on the basketball team ... Owns the school career and single-game rebounding marks ...

Personal: Nicholas Chase Marshman ... Born 2/13/85 in Roanoke, VA ... Son of Frank and Janet Marshman ... Enrolled in university studies.



52 Jimmy MARTIN

Offensive Tackle • 6-5 • 305 • Sr. • 3VL
Fairfax, Va. • Chantilly H.S.

One of the main cogs on the offensive line this year ... An honorable mention All-ACC selection as an offensive tackle ... An All-ACC pick by Rivals.com at the tackle spot ... Started all 13 games at left tackle last year ... Is firmly entrenched as the starting left tackle heading into the fall season ... One of the biggest surprises on the line last year ... Ranks as one of the best athletes on the offensive line ... Has started 33 straight games, the longest active streak on the team entering the season ...

2004: Played 665 snaps on offense, grading out at a 86 percent with 18 knockdowns in the regular season ... Was in for all 63 offensive snaps in the opener against USC ... Had a knockdown block against the Trojans ... Played only 26 snaps in the big win over FAMU ... Played all 65 snaps at Georgia Tech, grading out at 95 percent with two knockdowns ... Graded out at 90 percent with a knockdown on 69 snaps at UNC ... Earned ACC Offensive Lineman of the Week honors after grading out at 90 percent with a knockdown on 58 snaps in Tech's big win over Maryland ... Played 56 snaps against Virginia, grading out at 84 percent with a knockdown ... Suffered a high ankle sprain and was slowed for the game against Miami ... Started, but could only play 14 snaps, grading out at 80 percent with a knockdown ... Recorded a 32-inch vertical jump and a 370-pound push jerk in spring testing ...

2003: Played in and started all 13 games ... Played 699 offensive snaps, grading out at 85.3 percent with 24 knockdown blocks in the regular season ... Opened the season by



Jimmy Martin

grading out at 87 percent with a knockdown on 70 snaps against UCF ... Played 62 snaps against Texas A&M, grading out at 88 percent with two knockdowns ... Graded out at a team-high 94 percent with a knockdown block at Rutgers ... Played 55 snaps at West Virginia, grading out at 89 percent with three knockdowns ... Graded out at 90 percent on 66 snaps with two knockdowns against Boston College ... Posted a personal-best 410-pound bench press during spring max testing ...

2002: Started the last seven games of the season ... Ended up playing 409 regular-season offensive snaps ... Graded out at 83.1 percent for the season with nine knockdown blocks ... Played 34 snaps on offense in the opener against Arkansas State ... Played briefly in wins over Marshall and at Western Michigan ... Earned his first career start against Temple ... Played 58 snaps and had a knockdown block against the Owls ... Played 69 snaps on offense against West Virginia, recording a knockdown block ... Had his best game as a starter against Virginia, playing 62 snaps and grading out at 91 percent with three knockdown blocks ... His 360-pound power clean set a record for Tech offensive tackles ... His 32 1/2-inch vertical jump was the third-best for the O-line ... Began spring practice working at left tackle, but ended up moving back to the right side ...

Prep School: Was a standout offensive lineman for Coach John Shuman at Fork Union in 2001 ... Also saw action along the defensive line in six games for FUMA and posted a pair of quarterback sacks ...

High School: Was a two-way lineman for Coach Bob Herb at Chantilly High ... Recorded nine sacks and a pair of fumble recoveries on defense as a senior ... Earned first-team All-Concorde District honors on offense and defense in 2000 ... Gained first-team all-region recognition on defense and was an honorable mention Group AAA all-state pick ... Also lettered as a first baseman on the baseball team and earned first-team all-district honors as a senior ...

Personal: James Mercer Martin III ... Born 10/19/82 in Fairfax, VA ... Son of Susan Martin and Jim Martin ... Majoring in apparel, housing, resource management.



91 Orion MARTIN

Defensive End • 6-1 • 243 • r-Fr.
Martinsville, Va. • George Washington H.S.

A pleasant surprise in spring practice ... Put himself in contention for playing time at defensive end with his play-making ability ... Opened some eyes with 3.5 sacks during the spring game ... A raw talent who plays well in space, but still needs work at the point of attack ... Should benefit from exposure to the Hokies' strength and conditioning program ... Joined the team as a walk-on, but earned a scholarship after just 15 spring practices ... Attended Hargrave for a semester before enrolling at Norfolk State in the spring of 2004 ... Transferred to Tech and sat out the 2004 season ... Joined Brandon Flowers as the Hokies' top defensive newcomers of the spring ...

2004: Joined the team as a walk-on for spring practice ... Had a game-high seven tackles, including 3.5 for a loss and two sacks in the Maroon-White game ... Given the Paul Torgersen Award, awarded to the top newcomer, following spring practice ... Posted a 350-pound bench, a 550-pound back squat and a 34-inch vertical jump in spring testing ...

Norfolk State: Attended NSU for 2004 spring semester ...

Prep School: Played defensive end for Coach Robert Prunty at Hargrave for one semester ...

High School: Played tight end and defensive end for Coach Everett Woods at George Washington ... As a senior, three sacks, eight receptions for 190 yards and one interception ... Was named first team all-Western Valley as a senior ... Also lettered in basketball as a forward ...

Personal: David Orion Martin ... Born 9/2/85 in Danville, VA ... Son of David and Denese Martin ... Brother, Cam, is an incoming freshman signee with the Tech football squad ... Uncle, Bobby Martin, played for Tech from 1986-1989 ... Majoring in sociology.



69
Danny
McGRATH

Center • 6-2 • 283 • r-Jr.
 Herndon, Va. • Herndon H.S.

Enters the fall as the top man at the center position after a very good spring session ... A strong, smart player who has been working in the athletic performance program to improve his quickness ... Has already received his degree in the classroom ... Brings a good work ethic and toughness to the position ... Was one of Tech's top leaders during the spring ... Will have to step up and have a great year for the Hokies to be successful ... Earned Super Iron Hokie honors in the weight room this past spring ...

2004: Played in four games, seeing action on 72 offensive snaps and picking

up four knockdowns ... Saw his first action of the year against Western Michigan ... Played 18 snaps, grading out at 91 percent with a knockdown block ... Played 39 snaps on offense against Florida A&M, grading out at 85 percent with two knockdowns ... Given the Don Williams TEAM UNITED Award, awarded for outstanding leadership, following spring practice ... Posted a 455-pound bench, a 316-pound power clean and a 351-pound push jerk in spring testing ...

2003: Took a redshirt year while working hard in the strength and conditioning program ... Worked at center during the spring ...

2002: Played in two games ... Was in for 25 offensive snaps on the season ... Saw action on 22 offensive snaps in the opener against Arkansas State ... Had a knockdown block in that game ...

2001: Entered school in January ... Registered a 420-pound bench press during spring testing ... Also turned in a 500-pound back squat ... Worked at the center position during spring practice ...

High School: A three-year letterman as an offensive guard and defensive lineman for Coach Tom Meier at Herndon High ... Led the team in snaps played his senior year ... Set a school record for pancake blocks ... Made first-team all-district and all-region ... Named to the All-Northern Virginia first-team selected by *The Fairfax Journal* ... An honorable-mention pick on *The Washington Post* All-Metro team

and the state All-Group AAA squad ... Earned *PrepStar* All-American honors as the No. 5 offensive lineman in the Atlantic Region ... Rated the No. 20 player in Virginia by *The Roanoke Times* and the No. 24 player by *SuperPrep* ... Listed No. 17 in Virginia by *ACC Area Sports Journal* ... Started at offensive guard as a sophomore ... Began playing on both sides of the football his junior season ... Also lettered in wrestling and baseball ... Attended Tech's summer football camp after his junior year ...

Personal: Daniel Patrick McGrath

... Born 3/19/83 in Fairfax, VA ... Son of Tim McGrath and Rebecca Krausman ... Graduated with a degree in physical education and is enrolled in health and physical education in graduate school.



54
Bart
McMILLIN

Deep Snapper • 6-0 • 218 • r-So.
 Bristol, Tenn. • Tennessee H.S.


Competed for the long snapping duties during the spring ... Will resume his battle with Nick Leeson when practice resumes ... Played on the scout and jayvee teams last fall ... Came to Tech as a walk-on ... Originally signed with East Tennessee State but was released from his obligation when ETSU announced it would drop football ...

2004: Did not see any varsity action ... Posted a 455-pound back squat in spring testing ...


2003: Took a redshirt year ... Concentrated mainly on deep snapping, but also got some work at the backer position ... Registered a 490-pound back squat during spring max testing ...

High School: Lettered four seasons for Coach Greg Stubbs at Tennessee High ... Saw action at middle linebacker, fullback and long snapper ... Had 80 solo tackles, 38 assists, 13 sacks, four fumbles caused and three fumble recoveries his senior season ... Also averaged 7.7 yards a carry at fullback and scored seven touchdowns ... Set a school career record for individual tackles with 238 and sacks with 18 ... Had a career total of 356 tackles, including 118 assists ... Caused 10 fumbles during his career and blocked two punts ... Was a three-time all-conference and all-region pick ... Named Northeast Tennessee Defensive Player of the Year his junior and senior years by the *Bristol Herald-Courier* ... Selected to all-state teams picked by the Tennessee Sport's Writers Association and the coaches association ... Picked All-Big Six Defensive Player of the Year his last two years ... Was a National Football Hall of Fame scholarship winner ...

Personal: William Bart McMILLIN ... Born 2/25/85 in Johnson City, TN ... Son of Jeff and Debbie McMILLIN ... Enrolled in university studies.



Danny
McGrath



**Roland
Minor**

15

**Roland
MINOR**


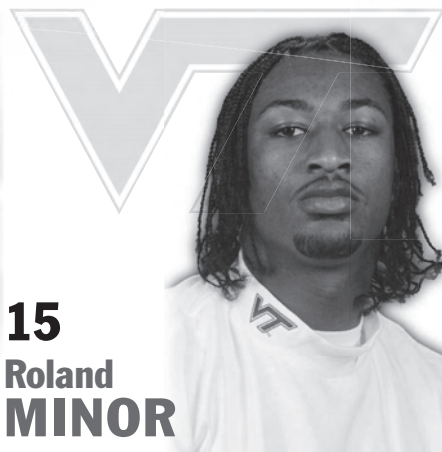
**Cornerback • 6-0 • 198 • r-So. • 1VL
Washington, D.C. • H.D. Woodson H.S.**

Saw a lot of action as Tech's nickel back last year and was an All-ACC Freshman Team selection by *The Sporting News* as a defensive back ... Had two key interceptions at Georgia Tech, including one he returned for a touchdown ... Enters 2005 preseason practice as the No. 1 man at field corner after an outstanding showing during spring workouts ... An aggressive player who isn't afraid to play the football ... Hits hard and makes plays ... Has improved his concentration and worked hard to develop better technique and fundamentals ... Ran a 4.35 40-yard dash in spring testing ...

2004: Played in all 13 games, recording 15 tackles, four pass break ups and two interceptions ... Made his first collegiate start against FAMU when the Hokies opened up in a nickel package ... Played 55 snaps on defense in that game, recording three tackles and three break ups ... Earned ACC Defensive Back of the Week honors for his play at Georgia Tech ... Had two key interceptions late in the game, returning the last one 64 yards for a touchdown ... Recorded four tackles in the Maroon-White game ...

2003: Worked at the boundary corner while redshirting ... Showed improvement in each of the four major lifts during the off-season program ... Led all Tech players with 10 tackles during the 2004 Maroon-White game ... Two of his tackles were sacks for a combined loss of 13 yards ...

High School: Earned first-team All-Metro honors from *The Washington Post* as a senior ... Was a wide receiver, defensive back and kick returner for Coach Greg Fuller at H.D. Woodson ... Registered 53 tackles and seven interceptions, including three for touchdowns, during his senior season ... Also caught 30 passes for 609 yards and eight touchdowns ... Blocked five punts, returning one for a score ... Had 158 yards and three TDs on punt returns and 253 yards and two TDs on kickoff returns ... Caught six passes for 250 yards and two touchdowns in one game during his senior season ... Also contributed an interception, 10 tackles and a fumble recovery in the same



47

**Theodore
MILLER**

**Cornerback • 6-2 • 179 • r-Fr.
Washington, D.C. • Woodson H.S.**

A young player who is trying to work his way into the playing rotation at cornerback ... Showed flashes of ability while redshirting, but still has some work to do ... Possesses excellent athleticism, but needs to focus and develop more consistency ... Should benefit from the Hokies' strength and conditioning program ... His progress during the summer and preseason will determine his status ...

2004: Was redshirted while working at cornerback on the scout team ... Intercepted a pass in the fourth quarter of the Maroon-White game ... Posted a 38 1/2-inch vertical jump and a 4.48 40-yard dash in spring testing ...

High School: Excelled as a cornerback and receiver for Coach George Fuller ... Listed as the No. 24 prospect in the Mid-Atlantic by *SuperPrep* ... Ranked the No. 17 prospect in the Maryland/D.C. area by Rivals ... Was part of a team that won the DCIAA championship (conference title) in 2002 ... Had 45 tackles and picked off seven passes his senior season ... Returned three of those interceptions for touchdowns ... Contributed 28 pass receptions on offense for 789 yards and seven TDs ... Also returned a punt for a touchdown ... Rated the No. 76 prospect in the Mid-Atlantic region by Tom Lemming in his *Prep Football Report* ... Was a forward on the basketball team ... Had a 6-6 high jump for the track and field team ... Also competed in the high hurdles and 400-meters ...


Personal: Theodore Lorenzo Miller ... Born 3/6/85 in Washington, DC ... Son of Lorraine Miller ... Enrolled in university studies.

game ... Named to the Pigskin Club All-Metro team and was a member of the George Michael Golden 11 team ... Ranked the No. 13 player in the D.C. and Maryland area by *SuperPrep* ... Named a 2002 honorable mention all-region selection by *PrepStar* as a defensive back ... Earned first-team All-Washington D.C. honors as a junior ... Finished his career with 13 interceptions and over 1,100 yards receiving ... Excelled as a sprinter in track ... Ran a 21.8 in the 200 meters ...

Personal: Roland Lawrence Minor ... Born 8/1/84 in Washington, DC ... Son of Theresa Minor ... Majoring in management.

Tackles	G	UT	AT	Tot.	Loss	Sacks
2004	13	7	8	15	0- 0	0- 0

Interceptions	G	No.	Yds.	Avg.	TD	LG
2004	13	2	63	31.5	1	64



66

**Will
MONTGOMERY**

**Offensive Guard • 6-3 • 301 • r-Sr. • 2VL
Clifton, Va. • Centreville H.S.**

Makes the move to right guard, but could still be used at center if needed ... A versatile player who could start at either of those positions ... Was an honorable mention All-ACC selection as a center last year after replacing All-American Jake Grove ... Originally joined the team as a walk-on defensive tackle and earned a scholarship ... Has started 23 consecutive games on the line, starting 10 at guard in 2003 ... Had a great spring in making the transition back to guard and was named the team's top leader on offense ... Is fundamentally sound and uses good technique ... Takes an aggressive, no-nonsense approach to football ... Earned Super Iron Hokie honors in the weight room this past spring ... Also earned the Excalibur Award — the top honor in Tech's strength and conditioning program — for the second time ...

2004: Made a successful move to the center position ... Started all 13 games, playing 734 offensive snaps in the regular season ... Graded out at 89 percent with a team-high 46 knockdowns ... Made his first collegiate start at center in the opener against USC ... Had a team-high seven knockdowns and graded out at 90 percent in the win over Duke ... Graded out at 86 percent with three knockdowns on 65

MONTGOMERY *Continued*

snaps at Wake Forest ... Played just 26 offensive snaps in the big win over FAMU, grading out at 92 percent with four knockdown blocks ... Had three knockdowns on 65 snaps while grading out at 89 percent at Georgia Tech ... Graded out at 90 percent with five knockdowns on 69 snaps at UNC ... Played 58 snaps against Maryland, grading out at 90 percent with two knockdowns ... Played 60 snaps against Virginia, grading out at 95 percent with four knockdowns ... Played 67 snaps at Miami, grading out at 95 percent with four knockdowns ... Given the President's Award, awarded for outstanding leadership, following spring practice ... Set a new position record in both the push jerk (391) and power clean (390) ... Power clean mark was the second-best in program history while push jerk marks the fifth-best ... Also had a 460-pound bench press, a 625-pound back squat, a 29 1/2-inch vertical jump and a 4.85 40-yard dash ...


2003: Played in all 13 games, starting 10 ... Saw action on 668 offensive snaps, grading out at 88.8 percent with 35 knockdown blocks in the regular season ... Made his first collegiate start against UCF ... Played 81 snaps, grading out at 90 percent with a knockdown ... Played 31 snaps, grading out at 94 percent with a team-high four knockdown blocks against JMU ... Played 34 snaps against Syracuse, grading out at 94 percent with two knockdowns ... Got the start at West Virginia and graded out at 90 percent with five knockdown blocks ... Played all 61 snaps on offense at Pittsburgh, grading out at 91 percent with three knockdowns ... Set position records in the bench press (455) and power clean (380) on the way to Super Iron Hokie honors ... Won the Frank O. Moseley Award as one of the top hustlers in spring practice ...

2002: Played in four games at guard ... Was in for 52 offensive snaps this season, recording two knockdown blocks ... Saw action on 34 offensive snaps in the opener against Arkansas State and registered a knockdown block ... Saw brief action in the win over Marshall and at Western Michigan ... Played six snaps against Rutgers, registering a knockdown block ... Set a position record for offensive guards at Tech with a 360-pound power clean during spring max testing ... Also had personal-bests in the bench press (430) and back squat (600) on the way to Super Iron Hokie honors ... Earned the Richard Bullock Award as the Hokies' most improved offensive player during spring practice ...

2001: Began preseason practice working as a defensive tackle ... Was moved to offense before the season and redshirted ... Practiced at right guard ... Improved his bench press to 385 pounds during fall scout team testing ... Continued to work at the right guard position during the spring ...

High School: Lettered three seasons as a two-way lineman for Coach Mike Skinner at Centreville ... Was named first-team Group AAA all-state as a defensive lineman by both The Associated Press and the coaches' association as a senior ... Posted 85 tackles, including eight sacks, that season and blocked a punt ... Turned in three sacks and 11 tackles in the state semifinal game against Varina ... Helped team win the state title ... Was first-team all-district and all-region and second-team All-Metro ... Named the Centreville Athlete of the Year in 2001 ... Was second-team all-district on offense and defense his junior year ... Finished the season with 65 tackles and seven sacks ... Also lettered in basketball and baseball ... A member of the National Honor Society ...

Personal: William Michael Montgomery ... Born 2/13/83 in Brunswick, ME ... Son of Mike and Rose Montgomery ... Majoring in business information technology.



17 Josh MORGAN


Split End • 6-1 • 210 • So. • 1VL
Washington, D.C. • H.D. Woodson H.S. • Fork Union

Became a dependable receiver last year as a true freshman ... Has shown the ability to make big plays ... Grabbed two touchdown passes during the Sugar Bowl ... Didn't have a great spring, but coaches are still excited about his abilities ... Battled some injuries, which slowed him down ... Still needs to learn technique and fundamentals and he has to give great effort every single play ...

Needs to develop a consistency in his game ... Is very athletic, but is still raw ... Could be used on kick returns ...

2004: Played in 12 games, starting one ... Had 15 catches for 346 yards and three touchdowns ... Saw his first collegiate action against Western Michigan, playing 29 snaps ... Caught two passes for 31 yards in that game ... Had a key 23-yard catch on the final drive against N.C. State ... Had a big 18-yard catch on the opening drive at Wake Forest ... Scored the game-winning touchdown at Georgia Tech, catching a 51-yard score ... Finished the game with two catches for 79 yards ... Made his first collegiate start at Miami ... Caught three passes for a Tech bowl record 126 yards and two touchdowns in the Sugar Bowl against Auburn ... Second score was an 80-yarder ... Recorded a 310-pound bench, a 505-pound back squat, a 260-pound power clean and a 36-inch vertical jump in spring testing ...

2003: Entered school in January 2004 ... Went through the winter strength and conditioning program ... Caught a 20-yard touchdown pass during Tech's third scrimmage of the spring ... Led the receivers with three catches for 45 yards in the final scrimmage ... Pulled in a 6-yard



Josh
Morgan


pass during the Maroon-White game and ran for a 6-yard gain on a reverse ... Underwent surgery for a fractured left foot in May ...

Prep School: Spent the fall semester at Fork Union Military Academy ... Caught 33 passes for 845 yards and eight touchdowns for Coach John Shuman at FUMA ... Blocked four punts and also contributed a punt return for a touchdown ...

High School: Played quarterback, wide receiver and cornerback while playing for Coach Greg Fuller at H.D. Woodson High ... Had eight catches for 275 yards and three touchdowns in a game against Glen Mills High (Pa.) his senior season ... Also contributed four sacks and blocked a punt ... Was named all-DCIAA East as a receiver ... Passed for 987 yards and rushed for 898 his junior year ... Finished with five TDs passing and eight rushing ... Was named the MVP of two tournaments while playing on the basketball team ...

Personal: Joshua L. Morgan ... Born 6/20/85 in Washington, DC ... Son of Dennis Morgan and LaWanda Ware ... Majoring in business.

Receiving	G	No.	Yds.	Avg.	TD	LG
2004	12	15	346	23.1	3	80
-----2004 Receiving Game-by-Game-----						
vs USC			Did not play			
WMU	1	2	31	15.5	0	21
Duke	1	0	0	0.0	0	0
NCSU	1	1	23	23.0	0	23
WVU	1	1	15	15.0	0	15
at WFU	1	1	18	18.0	0	18
FAMU	1	1	9	9.0	0	9
at GT	1	2	79	39.5	1	51
at UNC	1	1	12	12.0	0	12
MD	1	0	0	0.0	0	0
UVa	1	3	33	11.0	0	21
at UM	1	0	0	0.0	0	0
vs AU	1	3	126	42.0	2	80



72 Jason MURPHY

**Offensive Guard • 6-2 • 303 • r-Sr. • 2VL
Baltimore, Md. • Edmondson Westside H.S.**

Started the last seven games at left guard ... Finished the spring strong with a good spring game ... A physical player who brings good athleticism and footwork to the position ... Started his Tech career on the defensive line ... Enters the fall as the No. 1 right guard ... Is focused on being successful ... Has improved his strength through the athletic

performance program ... Will be counted on to help anchor the line this year and provide senior leadership ...

2004: Played 405 snaps on offense, grading out at 78 percent with 28 knockdowns in the regular season ... Started the last seven games ... Played 40 offensive snaps against West Virginia, notching two knockdowns ... Played 41 snaps against Wake Forest, picking up a knockdown block ... Earned his first collegiate start against Florida A&M the next week ... Played 29 snaps in that game ... Started at Georgia Tech and played 43 snaps ... Picked up a team-high four knockdowns ... Played 27 snaps against Maryland, picking up three knockdowns ... Played all 67 snaps at Miami, picking up a career-high six knockdown blocks ... Posted a 400-pound bench press and a 360-pound push jerk in spring testing ...

2003: Played in three regular season games ... Saw action on 27 offensive snaps ... Missed the first two games with a sprained ankle ... Saw his first action of the season against UConn, playing eight snaps on offense ... Played 16 snaps on offense against Syracuse ... Registered a 390-pound bench press during spring max testing ...

2002: Played in 10 games at defensive tackle ... Tallied two solo tackles and 13 assists ... Also had a QB hurry ... Played 24 snaps against Arkansas State ... Had three assisted tackles and a quarterback hurry ... Played 20 snaps against Marshall, registering a "big hit" ... Had a solo stop and five assists at Texas A&M ... Played 12 snaps against West Virginia, recording a solo stop and an assist ... Played in a jayvee game against Hargrave for extra experience and registered nine tackles ... Recorded an assisted tackle in Tech's bowl win ... Turned in a personal-best 370-pound bench press during off-season testing ... Moved to the offensive line prior to spring practice ... Worked at right guard ...

2001: Worked at defensive tackle while being redshirted in the fall ... Turned in a 340-pound bench press and 470-pound back squat during spring testing ... Also ran a 4.97 in the 40 ... Had three tackles in one of Tech's spring scrimmages and two tackles and a pass broken up in another ...

High School: *The Baltimore Sun* Defensive Player of the Year ... Was in on over 100 tackles, including 17 quarterback sacks, in 2000 ... Recovered seven fumbles and blocked a pair of punts ... Posted an amazing 60 sacks during his four seasons as a starter for Coach Pete Pompey ... Thirty of those sacks came in 1999 when he helped his team to the Maryland 2A championship game ... Rated the No. 46 defensive player in the nation by *G&W Recruiting* ... Listed as the No. 38 DE by *Rivals* ... *Tom Lemming's Prep Football Report* rated him the No. 35 player in the Mid-Atlantic Region ... Listed as the No. 14 prospect in Maryland by *ACC Area Sports Journal* and the No. 16 player in the Mid-Atlantic Region by *SuperPrep* ... A *PrepStar* all-region pick ... A

first-team All-Metro and all-state pick as a junior and senior and a second-team All-Metro selection as a sophomore ... Helped the team to three-straight city West Division championships and 28 wins in the last 30 games of his career ... Played his first organized football as a freshman ... Led Edmondson Westside to the state semifinals his senior season ... Spent time at all four defensive line positions during his career and even saw some limited action at linebacker ... Played lacrosse for one season ... Attended Tech's summer football camp after his junior year ... The vice-president of his senior class ...

Personal: Jason G. Murphy ... Born 8/7/82 in Baltimore, MD ... Son of Benjamin and Anna Murphy ... Majoring in apparel, housing, resource management.



28 Branden ORE

**Tailback • 5-11 • 207 • r-Fr.
Chesapeake, Va. • Indian River H.S.**

A talented young player who the coaches are excited to get on the field ... Has great quickness and speed ... Made some big plays this past spring and has gotten better ... Coaches want him to become more consistent ...

2004: Was redshirted ... Had five rushes for 14 yards and two catches for 4 yards in the Maroon-White game ... Recorded a 324-pound push jerk in spring testing ...

High School: A prep All-American who rushed for 1,280 yards and 18 touchdowns for Coach Cadillac Harris as a senior ... Added 70 tackles and three interceptions as a safety on defense ... Returned one of those picks for a touchdown ... Led his team to the state AAA Group 5 state semifinals ... Rushed for 188 yards and two touchdowns in a win over two-time defending state champion Phoebus ... Was a first-team all-state pick by *The Associated Press* ... Named second-team all-state by the coaches ... First-team all-district as a running back and second team as defensive back ... Picked first-team All-Tidewater at a defensive back by *The Virginian-Pilot* ... Ran for 963 yards and 11 touchdowns his junior season ... Also contributed 15 pass receptions for 282 yards ... Rated the No. 7 player in the state by *The Roanoke Times* ... Listed as the No. 26 running back in the nation by *SuperPrep* ... Earned

ORE *Continued*

All-America honors from both *SuperPrep* and *PrepStar* ...

Personal: Brandon Kary-Allen Ore ... Born 2/17/86 in Norfolk, VA ... Son of James and Karey Ore ... Majoring in management.



46 Brandon PACE

Place-kicker • 5-10 • 199 • r-Jr. • 2VL
Virginia Beach, Va. • Kellam H.S.

A first-team All-ACC selection as the place-kicker ... A semifinalist for the Lou Groza Award, the award for the nation's top collegiate kicker ... Finished second overall in the ACC in scoring and was first among kickers with an average of 8.2 points per game ... Was ranked 10th nationally in field goals, averaging 1.62 per game ... Has a good work ethic ... Was named the team's most valuable special teams performer during the spring ... Gets quick height on the ball ... A former walk-on who earned a scholarship ...

2004: Was 43-for-44 on PATs and 21-for-27 on field goals, scoring 106 points ... Had a long of 46 yards ... Had a successful debut as Tech's kicker, making all three kicks in the opener against top-ranked Southern California ... Made field goals of 35 and 42 yards, as well as his lone PAT ... Kicked two field goals and five PATs against Duke ... Was 3-for-5 on field goals and 1-for-1 on PATs against N.C. State ... Missed the game-winning 43-yarder as time expired ... Came back a week later to hit 4-of-5 field goal attempts, including a career-long 46-yarder, in Tech's 19-13 win over No. 6 West Virginia ... Was named one of the Lou Groza Award "Stars of the Week" for his performance ... Made both of his field goals — from 44 and 32 yards — and all six PATs in the big win over Florida A&M ... Made all three of his PATs, as well as two field goals in Tech's three-point win at North Carolina ... Made a pair of field goals — 27 and 34 yards — along with all seven PATs against Maryland ... Drilled a 45-yard field goal to end the first half at Miami ... Kicked field goals of 34 and 32 yards in the Maroon-White game ... Given the George Preas Award, awarded to the most valuable player of spring practice ... Posted a 450-pound back squat and a 4.66 40-yard dash in spring testing ...

2003: Played in 12 games ... Handled 62 of Tech's 93 kickoffs ... Placed his kicks, on an average, at the 7.7-yard line ... Had 10 touchbacks ... Recorded a solo tackle on special teams against No. 2 Miami ... Had an assisted tackle against Boston College ... Kicked an extra point in the Insight Bowl ... Improved in all four major lifts during the off-season strength and conditioning program ...

2002: Joined the team as an invited walk-on ... Competed for the place-kicking, kickoff and punting duties during the preseason ... Went through additional competition for the place-kicking duties when Carter Warley was sidelined during the season ... Coaches decided to hold him out of action and redshirt him ...

High School: Was a four-year letterman as a kicker and punter for Coach Mike Dewitt at Kellam High ... Set school record for career scoring by a kicker ... Made 18 field goals

during his career, including a game-winning 37-yarder that earned Kellam its first-ever victory in a playoff game ... Had three games with more than 10 points kicking during his senior season ... Was named the first-team Group AAA kicker that year ... Also earned all-area, all-conference and all-region honors ... Was team MVP and played in the state high school all-star game during the summer of 2002 ... Lettered as a wrestler his freshman and sophomore years ...

Personal: Brandon Kyle Pace ... Born 11/11/83 in Virginia Beach, VA ... Son of Fred and Donna Pace ... Majoring in sociology.

Scoring	G	EP-A	FGM-A	LG	TP
2003	12	4- 4	0- 0	0	4
2004	13	43-44	21-27	46	106
Career	25	47-48	21-27	46	110

Field Goals	18-29 yds	30-39	40-49	50+
2004	7- 8	10-13	4- 6	0- 0



D.J. Parker

25 D.J. PARKER



**Free Safety • 5-11 • 181 • So. • 1VL
Hampton, Va. • Phoebus H.S.**

Enters the fall as the No. 1 man at free safety ... Will be challenged by Justin Hamilton when practice resumes ... Saw a lot of action on special teams last year as a true freshman, playing over 100 snaps ... Also earned some playing time at cornerback ... Was one of eight true freshmen to play for the Hokies last year ... Moved to safety for spring practice and started building confidence and an understanding of the position ... Is just starting to scratch his full potential ... Will get added reps when practice resumes in August ... Is being counted on to help fill a key position for the Hokies ...

2004: Played in 12 games, recording 10 tackles ... Saw action on four special teams plays in the opener against USC ... Played 15 snaps on defense against WMU, recording two solo tackles ... Had a tackle and forced fumble against Duke ... Played 19 snaps on defense against Maryland ... Posted a 300-pound bench press, a 265-pound power clean and a 4.37 40-yard dash in spring testing ...

2003: Attended prep school in the fall before enrolling at Tech in January 2004 ... Participated in winter workouts ... Worked at the field cornerback spot during the spring ... Posted five tackles during the annual Maroon-White spring game ...

Prep School: Saw action at cornerback for Coach Robert Prunty at Hargrave during the fall of 2003 ...

High School: Saw action at quarterback, wide receiver and defensive back for Coach Bill Dee during his career at Phoebus ... Helped the team to back-to-back state Group AAA championships in 2002 and 2001 ... Completed 45 of 94 passes for 707 yards and 13 touchdowns ... Only threw two interceptions ... Added 400 yards and nine TDs rushing ... Contributed five interceptions on defense ... His game-saving interception against Kecoughtan helped preserve the team's undefeated season in 2002 ... A first-team selection to the 2002 AAA Coaches all-state team ... Named to the first-team *Newport News Daily Press* All-Star Team as a defensive back ...

Personal: Dorian James Parker ... Born 4/18/85 ... Son of Angela Parker ... Enrolled in university studies.

Tackles	G	UT	AT	Tot.	Loss	Sacks
2004	12	7	3	10	0- 0	0- 0

22 Robert PARKER



**Free Safety • 6-1 • 212 • r-Jr. • 1VL
Chesapeake, Va. • Oscar Smith H.S.**

Has bounced around since moving from wide receiver to defense during the spring ... Will begin preseason practice working at free safety after spending the spring at whip linebacker ... Is expected to continue his role as a special team player, while making the adjustment to his new position ... Combines good size with outstanding speed ... Has made strides in the strength and conditioning program ... Coaches love his attitude and character ...

2004: Played in 12 games, recording two tackles ... Was in for 13 snaps on special teams against USC ... Had an assisted tackle in that game ... Had a tackle on special teams at Wake Forest ... Saw brief action on offense against Florida A&M ... Posted a 530-pound back squat and a 4.33 40-yard dash in spring testing ... Also recorded a team-best 39 1/2-inch vertical jump ...


2003: Suffered a foot injury in the preseason ... Missed the first four games ... Came back to dress against Rutgers, but did not play ... Was in for four offensive snaps against Syracuse, his only action of the season ... Turned in a 37-inch vertical jump during spring max testing ... Had a 17-yard reception in Tech's first spring scrimmage ... Also caught a 10-yard pass in the second scrimmage ... Posted a 23-yard kickoff return in the Maroon-White game ...

2002: Was redshirted while working at split end ... Registered a 450-pound back squat during the spring, tying for the second-best lift among the receivers ... Posted a time of 4.48 in the forty ... Worked at the flanker position during the spring ... Caught two passes for 19 yards during the Hokies' final spring scrimmage ...

High School: Excelled as a receiver and return man for Coach Bill Lyons at Oscar Smith ... Named the Sleeper of the Year in Virginia by *The Roanoke Times* ... Caught 25 passes for

384 yards and five touchdowns as a senior ... Returned three punts for 95 yards, including one for a touchdown ... Also had six kickoff returns for 245 yards, an average of 40.8 yards per return ... Scored on an 87-yard kickoff return against Deep Creek ... Posted seven catches for 101 yards and a touchdown in one game and five receptions for 108 yards and two TDs in another game ... Was second-team All-Southeastern District as a receiver and return man as a senior ... Named the team MVP and the top receiver ... Saw action as a tight end his junior year ... Finished with 33 receptions for 517 yards and seven touchdowns during his two varsity seasons ... A sprinter in track ... Ran a leg on the school's 4x100-meter relay team that finished fifth in the 2001 Group AAA track meet ... Also lettered as a forward on the basketball team ...

Personal: Robert Darnell Parker ... Born 3/10/84 in Norfolk, VA ... Son of George and Gina Blanchard ... Majoring in apparel, housing, resource management.



Jake PATTEN

**Free Safety • 6-0 • 207 • Jr.
Chantilly, Va. • Chantilly H.S.**


A walk-on who has been working at free safety ... Has contributed as a member of the scout and jayvee teams ... Will be a candidate for special teams ... Brings a good work ethic to the field ... Turned in his best lifts in all four major categories during spring strength and conditioning workouts ...

2004: Did not see any varsity action ... Posted a 310-pound bench, a 400-pound back squat and a 294-pound power clean in spring testing ...


2003: Worked at free safety ... Recorded a 385-pound back squat during spring max testing ...

High School: Worked at safety and wide receiver for Coach Ken Kincaid at Chantilly High ... Also returned kicks ... Earned all-district and all-region honors as a senior ... Contributed 84 tackles and seven interceptions ... Had three picks in a game versus Herndon ... Also lettered two seasons in basketball ...

Personal: John Laurence Patten III ... Born 9/30/84 in Fairfax, VA ... Son of John and Elizabeth Patten ... Enrolled in university studies.



Carlton Powell



99
Carlton POWELL


Defensive Tackle • 6-2 • 285 • r-So. • 1VL
Chesapeake, Va. • Great Bridge H.S.

A young player who saw a lot of action as the back up to Jim Davis last year ... Enters the fall as the No. 1 man at the nose tackle position ... Was named Tech's top defensive hustler following spring practice ... Shows a knack for getting off blocks and making plays ... Can play either tackle position ... Plays hard and possesses good strength and instincts ... Is being counted on to step in and make some big contributions ...

2004: Saw action in all 13 games, recording seven solo stops and 10 assists ... Included in those 17 tackles were 6.0 tackles for loss ... Also has six quarterback hurries and a forced fumble ... Had two stops, including 1.5 for loss, against N.C. State ... Had three tackles, including 1.5 for loss, against WVU ... Earned his first collegiate start against Florida A&M ... Played just 14 snaps in the big win ... Had a tackle and a forced fumble at Georgia Tech ... Had three tackles, including two for loss, in the win over Maryland ... Had a sack in the Sugar Bowl ... Given the Frank O. Moseley Award, awarded to the top defensive hustler, following spring practice ... Posted a 410-pound bench, a 600-pound back squat and a 316-pound power clean in spring testing ...

2003: His 390-pound bench press in August was the top among Tech's reporting freshmen ... Spent a redshirt year working at defensive tackle ... Upped his bench to 415 pounds during scout team maxing during the fall ... Had a 575-pound back squat in spring testing ... Picked up four tackles in the 2004 spring game ... Two of his tackles were behind the line, including a sack for a loss of four yards ...

High School: Played inside linebacker for three years at Great Bridge before moving to defensive tackle as a senior ... Also played along the offensive line for Coach Noble Palmer ... Suffered through some nagging injuries his senior year, but still managed to post 60 tackles, five sacks and five fumble recoveries ... Blocked a punt ... Named an all-region selection for the Atlantic region by *PrepStar* as a defensive lineman ... Made the honorable



Devin PEREZ

Fullback • 5-7 • 240 • r-Fr.
Sparta, N.J. • Pope John XXIII H.S. • Fork Union

A walk-on who has been a surprise with his performance in the strength and conditioning program ... Will have his work cut out for him to move up the depth chart at fullback, but will be a nice addition to the team ...

2004: Joined the team for winter workouts and went through spring practice ... Recorded a 360-pound power clean in the spring, the seventh-best mark in program history ... Also had a 605-pound back squat and a 341-pound push jerk in spring testing ...

Prep School: Attended Fork Union Military Academy for one year ...


High School: Played defensive line for Pope John XXIII High School for Vic Paternostro ... Also wrestled and threw shot on the track and field team ... Helped lead football team to state championships in 2001 and 2002 ... Was named all-state, all-West Jersey and all-league in football ... Named all-state in wrestling with a 102-19 career record and all-league in track and field ...

Personal: Devin Victor Perez ... Born 6/1/85 in North Bergen, NJ ... Son of Victor and Ana Perez ... Majoring in business.

mention All-Eastern Region football team as a lineman ... Rated the No. 24 player in Virginia by *The Roanoke Times* ... Picked as the No. 15 prospect in Virginia by *SuperPrep* ... No. 54 on Tom Lemming's All-Mid Atlantic team ... Finished his junior year with over 80 tackles and 15 tackles for loss ... A weight man on the track team ... Finished seventh in the Group AAA outdoor shot put competition as a senior ...

Personal: Carlton Eugene Powell, Jr. ... Born 8/14/85 in Norfolk, VA ... Son of Carlton and Jay Powell ... Majoring in human nutrition, foods and exercise.

Tackles	G	UT	AT	Tot.	Loss	Sacks
2004	13	7	10	17	6.0- 16	0- 0
----- 2004 Tackles Game-by-Game -----						
vs USC	1	0	0	0	0- 0	0- 0
WMU	1	0	0	0	0- 0	0- 0
Duke	1	2	2	4	0- 0	0- 0
NCSU	1	1	1	2	1.5- 4	0- 0
WVU	1	1	2	3	1.5- 3	0- 0
at WFU	1	0	1	1	0- 0	0- 0
FAMU	1	0	0	0	0- 0	0- 0
at GT	1	1	0	1	0- 0	0- 0
at UNC	1	0	0	0	0- 0	0- 0
MD	1	1	2	3	2.0- 8	0- 0
UVa	1	0	1	1	0- 0	0- 0
at UM	1	0	1	1	0- 0	0- 0
vs AU	1	1	0	1	1.0- 1	0- 0



48 Cory PRICE

Cornerback • 5-11 • 184 • Jr.
Blacksburg, Va. • Blacksburg H.S.

A good athlete who could see action on special teams ... Worked as a receiver after joining the team as a walk-on, but has since moved to the boundary cornerback position ... Has the work ethic and desire to make the transition ... Turned in the top forty time among the defensive backs during spring testing with a 4.33 clocking ... Has contributed as a member of the scout and jayvee teams during his first two seasons ... Had surgery in the offseason to repair a left wrist fracture ... Should be ready for preseason practice ...

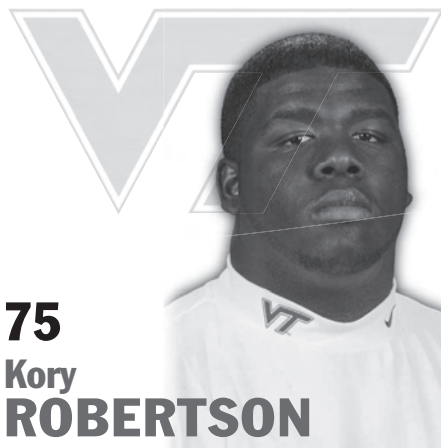
2004: Saw action in five games, playing 21 special teams plays ... Was in against Duke, Western Michigan, North Carolina State, Florida A&M and Maryland ... Posted a 36 1/2-inch vertical jump and a 4.33 40-yard dash in spring testing ...

2003: His 32 1/2-inch vertical jump in

August was the second-best among incoming freshmen ... Played wide receiver on the scout and jayvee teams during the fall ... Improved his vertical to 36 1/2 inches during the off-season program ... Also posted a 450-pound back squat ... Moved to defense, working at cornerback during the spring ...

High School: Was a wide receiver and defensive back for Coach Dave Crist at Blacksburg High ... Caught 21 passes for 588 yards and eight touchdowns his senior season ... Contributed two interceptions on defense ... Caught two passes for 63 yards and a touchdown against Northside ... Also intercepted a pass in overtime during that game ... Posted 12 catches for 302 yards and five TDs as a junior ... Had a game-winning TD in his first high school football game ... Only played football his junior and senior years ... Was an all-district pick his senior year ... Excelled in track, earning first-team Group AA as a sprinter ... Finished second in the state meet in the 200 meters in 2003 ... Also an all-district pick in basketball ...

Personal: McKinley Cory Price ... Born 4/9/85 in Blacksburg, VA ... Son of Tony and Brenda Price ... Majoring in human nutrition, foods and exercise.




75 Kory ROBERTSON

Defensive Tackle • 6-2 • 331 • r-So.
Martinsville, Va. • Magna Vista H.S.

Saw action in five games as a backup defensive tackle last season ... Possesses excellent potential, but has yet to display it on a consistent basis ... Needs to focus on conditioning and trimming some weight ... Can make some things happen inside when he puts his mind to it ... Moves well for his size ... Has a chance to play a bigger role this season if he puts things together during the summer and preseason ...

2004: Played in five games, recording four tackles ... Played two snaps in the opener against USC, recording an assisted tackle ... Played 32 snaps on defense against FAMU, picking up a solo tackle ... Posted a 350-pound bench, a 625-pound back squat, a 326-pound power clean and a 351-pound push jerk in spring testing ...




Kory Robertson

2003: Spent a redshirt year at defensive tackle ... Was slowed much of the fall by a shoulder injury ... Had a 500-pound back squat during spring max testing ... Was in on two tackles during the 2004 Maroon-White game, including one behind the line of scrimmage ...

High School: A first-team selection to the Group AA Coaches all-state team at the defensive tackle position and a second-team selection as an offensive lineman ... Was also a 2002 AA first-team all-state selection by The Associated Press as a defensive lineman ... Named a 2002 honorable mention all-region selection by *PrepStar* as a defensive lineman ... Recorded 75 tackles, 11 sacks and two fumble recoveries during his senior season for Coach Joe Beckelheimer at Magna Vista ... Played several positions along both the offensive and defensive lines during his career ... Named first-team all-district on both offense and defense as a senior ... Won the 2002 Lee Cook Lineman of the Year Award ... Registered 62 tackles and seven sacks as a junior ... Had four tackles behind the line in an upset win over Martinsville in the 2001 Region IV semifinals ... Ranked the No. 16 player in Virginia by *The Roanoke Times* ... Ranked the No. 11 player in Virginia by *SuperPrep* ... No. 50 on Tom Lemming's All-Mid Atlantic team ... Also lettered in basketball and track ...

Personal: Kory Waurez Robertson ... Born 12/12/84 in Atlanta, GA ... Son of John Robertson and Sharon Pittman ... Has lived with his grandparents, John and Mary Robertson, since the age of 5 ... Enrolled in university studies.

Tackles	G	UT	AT	Tot.	Loss	Sacks
2004	5	1	3	4	0- 0	0- 0



36 Aaron ROUSE

Rover • 6-3 • 222 • r-Jr. • 2VL
Virginia Beach, Va. • First Colonial H.S.

Enters the fall as the No. 1 man at rover, as well as the top backup at whip linebacker, where he spent last season ... Moved to rover during the spring and showed promise ... Will be given a chance to show what he can do at the new position ... Must get acclimated to playing the pass ... Is also likely to continue seeing some action at whip ... Combines size and speed with good instincts and play-making ability ... Also contributes on special teams ... Will be an important player in the Hokies' defensive plans this fall ...

2004: Saw action in all 13 games, recording 16 solo stops and 21 assists ... Was in for 284 defensive plays and 50 on special teams in the

regular season ... Included in those 37 stops were 2.5 tackles for loss ... Also had one forced fumble ... Played 36 snaps on defense against WMU, recording two solo tackles, an assist and a forced fumble ... Had five total tackles against Duke ... Was in on five tackles, including .5 for loss, against N.C. State ... Had four tackles, including one for a loss, in the win over Maryland ... Had five tackles in the Sugar Bowl against Auburn ... Scored the spring game's lone touchdown on a 29-yard interception return of a Sean Glennon pass in the second half ... Posted a 550-pound back squat, a 300-pound push jerk, a 35 1/2-inch vertical jump and a 4.44 40-yard dash in spring testing ...

2003: Played in all 13 games, starting one ... Named to the 2003 Rivals.com Freshman All-America football team as an honorable mention selection ... Made his first collegiate start against James Madison ... Played 39 defensive plays and three on special teams against the Dukes, registering four solo tackles, seven assists and a forced fumble ... Was in on four tackles, including one behind the line, against Cal in the Insight Bowl ... Also broke up two passes in that game ... Had a 460-pound back squat during spring testing ... Missed the 2004 spring game due to a sprained left knee ...

2002: Spent the fall working at whip linebacker while taking a redshirt year ... Had a 400-pound back squat during spring max testing ... Turned in a 4.44 clocking in the forty ... Contributed a quarterback sack and three total tackles during the Maroon-White game ... Also broke up a pass ...

High School: A PrepStar


All-American who was named the defensive player of the year in the Beach District as a senior ... Saw action as a wide receiver, safety, linebacker, running back and cornerback during his varsity career for coaches Sam Scarborough and Frank Webster at First Colonial ... Posted 85 tackles in 2001, including a pair of sacks ... Intercepted five passes, recovered three fumbles and blocked three kicks ... Caught 13 passes for 390 yards and four TDs as a receiver ... Registered 11 solo tackles and scored a touchdown against Princess Anne his senior year ... Was first-team all-district, all-Tidewater and all-region as a senior ... Named first-team Group AAA by The Associated Press and second-team by the state coaches as a defensive back ... Ranked the No. 32 safety in the nation by *Rivals* ... Rated the No. 9 defensive back in the Atlantic Region by *PrepStar* ... Listed as the No. 79 player in the Mid-Atlantic Region by *Tom Lemming's Prep Football Report* ... Ranked the No. 24 player in Virginia by *SuperPrep* and the No. 24 player by *The Roanoke Times* ... Finished his junior season with 71 tackles, eight

sacks and three interceptions ... Posted a game-saving interception against Ocean Lakes ... Named first-team all-district and second-team all-Tidewater ... Blocked a school-record eight kicks during his career ... Had 176 career tackles and nine interceptions ... Also lettered in basketball ...

Personal: Aaron Roosevelt Rouse ... Born 1/8/84 in Norfolk, VA ... Son of Nadine Rouse ... Majoring in sociology.

Tackles	G	UT	AT	Tot.	Loss	Sacks
2003	13	19	27	46	3.0-	8 0- 0
2004	13	16	21	37	2.5-	15 0- 0
Career	26	35	48	83	5.5-	23 0- 0

----- 2004 Tackles Game-by-Game -----							
vs USC	1	1	1	2	0-	0	0- 0
WMU	1	2	1	3	0-	0	0- 0
Duke	1	1	4	5	0-	0	0- 0
NCSU	1	1	4	5	0.5-	1	0- 0
WVU	1	1	1	2	0-	0	0- 0
at WFU	1	1	1	2	0-	0	0- 0
FAMU	1	1	0	1	1.0-	7	0- 0
at GT	1	1	1	2	0-	0	0- 0
at UNC	1	0	0	0	0-	0	0- 0
MD	1	1	3	4	1.0-	7	0- 0
UVa	1	2	0	2	0-	0	0- 0
at UM	1	1	3	4	0-	0	0- 0
vs AU	1	3	2	5	0-	0	0- 0



4 Eddie ROYAL

Flanker • 5-10 • 174 • So. • 1VL
Herndon, Va. • Westfield H.S.

Led the team in receptions last fall as a true freshman ... A tremendous athlete who stepped in and took over the starting flanker position ... Also topped the team in punt and kickoff returns ... Started 11 of 13 games, playing in 12 ... A second-team freshman All-America pick as a utility man by Rivals.com ... Missed the spring practice session after having surgery over the winter ... Suffered from compartment syndrome in his left leg ... Coaches want him to get stronger and more explosive over the summer ... Needs to become dedicated in the weight room ... Will be asked to return punts once again ... Saw the most action of any of the true freshman last year ...

2004: Led the team with 28 catches for 470 yards and three touchdowns ... Also averaged 28.8 on kick returns and 11.0 on punt returns ... Saw action on 328 snaps on offense and 85 on special teams in the regular season ... Got his first collegiate start against Western



Aaron
Rouse



Eddie Royal

return to set up that drive ... Had a 48-yard kickoff return in the Sugar Bowl against Auburn ... Set a new position record in the bench press with a 365-pound mark ...

High School: Named the Mid-Atlantic Offensive Player of the Year by *SuperPrep* ... Selected the Group AAA player of the year by The Associated Press ... Was *The Washington Post* All-Metro Offensive Player of the Year ... Earned both *SuperPrep* and *PrepStar* All-America honors following his senior season for Coach Tom Verbanic ... Teamed with fellow Tech signee Sean Glennon to lead his team to the Group AAA Division 6 championship with a 14-0 record ... Had 41 pass receptions for 875 yards and 11 touchdowns ... Contributed a 47-yard punt return for a touchdown and a 1-yard TD run on a reverse in the state title game ... Hauled in 48 passes as a junior for 905 yards and 11 touchdowns ... Scored 10 TDs on kick returns during his career ... Rated the No. 1 player in Virginia by *SuperPrep* and the No. 2 player by *The Roanoke Times* ... Ranked the No. 13 wide receiver in the nation by *Rivals* ... Was picked

first-team all-state by the state coaches as a receiver and kick returner ...

Personal: William Edward Royal ... Born 5/21/86 in Alexandria, VA ... Son of Pearl Royal ... Majoring in liberal arts and human sciences.

Receiving	G	No.	Yds.	Avg.	TD	LG
2004	12	28	470	16.8	3	80
-----2004 Receiving Game-by-Game-----						
vs USC	1	0	0	0.0	0	0
WMU	1	2	67	33.5	1	35
Duke	1	2	19	9.5	0	14
NCSU	1	2	47	23.5	0	32
WVU	1	6	45	7.5	0	12
at WFU	1	2	15	7.5	0	9
FAMU	1			Did not play		
at GT	1	3	91	30.3	1	80
at UNC	1	4	84	21.0	0	43
MD	1	0	0	0.0	0	0
UVa	1	2	21	10.5	0	11
at UM	1	2	44	22.0	1	39
vs AU	1	3	37	10.1	0	23
K.O. Ret.	G	No.	Yds.	Avg.	TD	LG
2004	12	12	346	28.8	0	48
Punt Ret.	G	No.	Yds.	Avg.	TD	LG
2004	12	25	274	11.0	0	58

Michigan ... Scored the game's first touchdown on an 11-yard reverse ... Later scored on a 35-yard touchdown pass ... Had a big day returning punts against N.C. State ... Had a long of 58 yards ... Finished with 107 yards on three returns ... Also caught two passes for 47 yards ... Caught an 8-yard pass on Tech's first offensive possession against WVU, but suffered a slight concussion on that play ... Missed the rest of the first half ... Returned in the second half to catch five passes for 37 yards ... Finished the game with a career-high six receptions for 45 yards ... Missed the FAMU game due to an illness ... Started at Georgia Tech and scored on a big 80-yard touchdown catch-and-run ... The 80-yard score was the longest by a Tech freshman since freshmen were eligible to play in 1972 ... Finished the game with three catches for 91 yards ... Did suffer a fumble on a kickoff return ... Had four catches for 84 yards, as well as a 25-yard kickoff return, at North Carolina ... Caught two passes for 44 yards, including the game-winning, 39-yard touchdown pass in the fourth quarter, at Miami ... Had an 18-yard punt



71 Tim SANDIDGE

**Defensive Tackle • 6-1 • 310 • r-Sr. • 3VL
Madison Heights, Va. • Amherst County H.S.**

An experienced defensive tackle who will be counted on for senior leadership ... Coming off a very good spring ... Put himself in position to see playing time in the defensive line rotation this fall ... Has six starts in his career ... Possesses good quickness and athletic ability for a 300-pounder ... Has made some strides in the strength and conditioning program, winning the 2003 Ironman competition ... Only played two seasons of football in high school ...

2004: Played in nine games ... Recorded three solo tackles and four assists ... Included in those seven tackles were 1.5 tackles for loss and .5 sacks ... Also had three quarterback hurries ... Was in for 17 snaps on defense against Western Michigan, recording an assisted tackle ... Had two stops, including one for a loss, against Duke ... Had two tackles against Florida A&M ... Played just three snaps at Georgia Tech, but had half a sack in that span ... Posted a 380-pound bench, a 660-pound back squat and a 316-pound power clean in spring testing ...

2003: Played in all 13 games, starting the last three ... Finished the season with 21 solo tackles and 26 assists ... Included in those 47 stops were three tackles for loss and a sack ... Also had eight quarterback hurries and two passes broken up ... Had three solo stops and an assist in the win over Texas A&M ... Played 36 snaps on defense against UConn, recording a solo tackle, two assists, two quarterback hurries and a pass broken up ... Made his first start of the season against Boston College, playing 61 snaps ... Had two solo tackles, including a sack, and two assists ... Played 50 snaps at Virginia, recording four solo stops, two assists, a quarterback hurry and a pass break up ... Contributed six tackles in the Insight Bowl ... Led the defensive tackles with a 640-pound back squat during spring max testing ...

2002: Played in 13 games, starting the last three ... Recorded 13 solo tackles and 17 assists ... Included in those 30 stops were five tackles for loss and four sacks ... Also had three quarterback hurries, two passes broken up and

SANDIDGE *Continued*

a fumble recovery ... Played 19 snaps in the opener against Arkansas State ... Recorded a solo stop and two assists ... Also broke up a pass and recovered a fumble ... Did not travel to Western Michigan due to a sprained ankle ... Played 13 snaps on defense against Rutgers, recording two solo tackles, an assist, a quarterback hurry and a sack ... Played 39 snaps on defense at Syracuse, registering five tackles, including a sack, and a quarterback hurry ... Made his first career start against Virginia, recording four solo stops and two assists ... Ran a 4.79 forty during spring max testing and added a 31-inch vertical jump ... Also had a 605-pound back squat ...

2001: Practiced at the nose tackle position while redshirting as a freshman ... Registered the fastest 40 time among the defensive tackles with a 4.85 clocking during spring testing ... Also turned in a 550-pound back squat ...

High School: Only played football his final two years at Amherst County ... Participated in baseball and basketball during his freshman and sophomore years ... Had 35 tackles, seven sacks and two blocked punts in his first season of play for Coach Mickey Crouch ... Earned all-district and all-region honors ... Was in on 55 tackles as a senior, posting eight sacks, three fumble recoveries and three blocked punts ... Garnered second-team Group AA all-state honors from the state coaches ... Also named all-district and all-region ... Played defensive tackle, offensive line and tight end during his two seasons ... Scored a touchdown on a pass reception against Rustburg during his junior year ... Rated the No. 23 player in the state

by *The Roanoke Times* ... *SuperPrep* ranked him the No. 22 player in Virginia, while *PrepStar* named him All-Atlantic Region ... Attended Tech's summer football camp in 2000 ...

Personal: Timothy Allan Sandidge ... Born 6/12/83 in Lynchburg, VA ... Son of Robert and Dorothy Sandidge ... Majoring in apparel, housing, resource management.

Tackles	G	UT	AT	Tot.	Loss	Sacks
2002	13	13	17	30	5.0- 28	4.0- 25
2003	13	21	26	47	3.0- 3	1.0- 1
2004	10	3	4	7	1.5- 3	.5- 2
Career	36	37	47	84	9.5- 34	5.5- 28



23 Nic SCHMITT

**Punter/Place-kicker • 6-1 • 254 • r-Jr.
Salem, Va. • Salem H.S.**

Enters the fall as the No. 1 punter ... Showed consistency in his kicking motion during the spring, the one thing he had been lacking ... Already possessed the talent and ability to be outstanding ... His left leg could


become a powerful weapon for the Hokies ... Has worked as a punter and place-kicker, but concentrated on his punting this past spring ... Was named the team's most improved specialist following 2005 spring practice ... Earned Super Iron Hokie honors in the weight room this past spring ...

2004: Saw his first action of the year against Florida A&M, making both of his PATs ... Had a 43-yard punt in the win over Maryland ... Kicked off once in the Sugar Bowl ... Punted seven times for an average of 42.0 yards with a long of 55 yards and three downed inside the 20-yard line in the Maroon-White game ... Given the Dr. Richard Bullock Award, awarded to the most improved player, following spring practice ... Set a new position record in both the push jerk (360) and power clean (360) ... Power clean mark was the ninth-best in program history ... Also recorded a 390-pound bench and a 605-pound back squat in spring testing ...

2003: Was redshirted during the fall while concentrating on his punting ... Won Super Iron Hokie honors in the weight room during the preseason and in the spring ... Set position marks for a specialist with a 604-pound squat, a 316-pound power clean and a 341-pound push jerk ... Had a 62-yard punt and booted a 22-yard field goal during Tech's final spring scrimmage ... Averaged 52.6 yards on five punts during the spring game with a long of 60 ... Put two of his kickoffs through the end zone ...

2002: Dressed for the first three games, but did not play ... Was forced into action for the Boston College game when Carter Warley was sidelined with a back problem ... Kicked off twice in the first half against the Eagles ... Was successful on his four extra points, but barely missed his lone field goal attempt, a 41-yarder ... Was successful on all five extra points against Rutgers, but missed his lone field goal attempt, a 36-yarder ... Connected on his first collegiate field goal against Temple, a 21-yard attempt ... Later made a 22-yard kick ... Missed from 42 yards out, but made both of his extra points ... Was 3-for-3 on PATs against Pittsburgh, but missed a 42-yard field goal in the fourth quarter ... Earned Super Iron Hokie honors during the off-season with a 340-pound bench press and 530-pound back squat ...

High School: An all-state kicker who scored 223 points during his three varsity seasons for Coach Willis White at Salem High ... Connected on 8-of-12 field goals as a senior and made all 30 of his extra point attempts ... Was 40-of-41 on extra points his junior season ... Also made 15-of-19 field goals that season ... Kicked the game-winning extra point in the 1999 Group AA championship game ... Made 127 of 128 PAT kicks during his career and was 32-for-43 on field goal attempts ... His longest field goal in a game was 48 yards ... Averaged 39 yards as a punter his senior season and 38 as a junior ... Set school records for most points, most extra points and most field goals ... Also saw



**Tim
Sandidge**


action as a defensive back and a receiver ... Intercepted three passes his senior season and six his junior year ... Selected second-team all-state as a kicker by both The Associated Press and the state coaches his senior year ... Was also an all-state pick as a junior ... Named All-Blue Ridge District and All-Region III ... An All-Timesland pick by *The Roanoke Times* ... Earned All-America honors from *PrepStar*, which ranked him the No. 2 kicker/punter in the Atlantic Region ... Listed the No. 29 prospect in Virginia by *The Roanoke Times* and the No. 34 player in the state by *SuperPrep* ... Lettered three years in soccer, winning honorable mention all-state recognition ...

Personal: Nicolas James Schmitt ... Born 1/5/84 in Springfield, MO ... Son of Rick and Bonnie Schmitt ... Majoring in sociology.

Scoring	G	EP-A	FGM-A	LG	TP
2002	5	14-14	2-6	22	20
2004	3	2- 2	0-0	0	2
Career	8	16-16	2-6	22	22

Field Goals	10-29 yds	30-39	40-49	50+
2002	2-2	0-1	0-3	0-0

Punting	G	No.	Yds.	Avg.	LG	I20
2004	3	1	43	43.0	43	0



58 Ryan SHUMAN

Center • 6-3 • 290 • r-Fr.
Fork Union, Va. • Fork Union Military Academy


One of the biggest pieces to the offensive line puzzle ... Was named one of Tech's top offensive newcomer following spring practice ... Enters the fall as the No. 2 man at center ... A young lineman who will be thrust into the thick of things when practice opens ... Will be counted on to be a quality contributor ... Needs a good summer of preparation ... Could also be used at tackle if needed ...

2004: Was redshirted ... Given the Paul Torgersen Award, awarded to the top newcomer, following spring practice ... Posted a 300-pound push jerk and a 550-pound back squat in spring testing ...

High School: Played center and defensive end two seasons for Coach Mickey Sullivan at Fork Union after transferring from Fluvanna High School ... Earned all-prep, all-Central Virginia and all-state honors his junior and

senior years at FUMA ... Was named second-team all-district following his sophomore season at Fluvanna ... Helped FUMA to the VISFA state championship in 2002 ... Contributed 76 tackles on defense his senior season ... Registered 10 sacks, two fumble recoveries and blocked a punt ... Turned in 56 tackles and six sacks as a junior ... Returned a fumble 61 yards for a touchdown that season ... Ranked the No. 22 player in the state by *The Roanoke Times* ... Listed as the state's No. 24 prospect by *SuperPrep* ... Lettered two years in basketball and one in baseball ... A member of the National Honor Society ...

Personal: John Ryan Shuman ... Born 7/8/86 in Charlottesville, VA ... Son of John and Patricia Shuman ... His dad, John, is the head coach of the postgraduate football team at FUMA ... Enrolled in university studies.



Watson STELLY

Defensive Tackle • 6-1 • 270 • So.
Richmond, Va. • Benedictine H.S. • Hargrave


A walk-on defensive lineman who provides depth along the line ... Serves on the scout team ... Has been working at the tackle spot ...

2004: Saw action for the jayvee team ... Worked as an end during the fall and a tackle in the spring ... Turned in a 550-pound back squat during spring testing ...

Prep School: Played fullback for Coach Robert Prunty at Hargrave ... Caught two passes for 20 yards in five games before missing remainder of the season due to illness ...

High School: Played linebacker for Coach Gene Smith at Benedictine ... High school won the 2000 and 2001 independent class III state championships ... As a senior, totaled 110 tackles and 10 sacks, while recovering three fumbles ... His junior season, totaled over 100 tackles and eight sacks along with a blocked field goal ... Also lettered in track and field while hurling the shot put for coach Joe Arnold ...

Personal: Albert Watson Stelly ... Born 4/12/85 in Richmond, VA ... Son of Tony and Pratt Stelly ... Majoring in business.



80 Purnell STURDIVANT

Linebacker • 5-10 • 209 • r-Fr.
Norfolk, Va. • Lake Taylor H.S.

An athletic young player who is looking to work his way onto the field ... Has good speed and some explosiveness, but is still learning the system ... Finished the spring No. 3 at the backer position ... Will likely see his first action on special teams ...

2004: Was redshirted while working with the scout team ... Practiced at rover, but was moved to the backer linebacker spot in the spring ... Posted a 530-pound back squat, a 294-pound push jerk and a 37 1/2-inch vertical jump in spring testing ...

High School: A two-way player who was named All-Eastern District and All-Eastern Region as both a linebacker and running back ... Rushed for 1,359 yards and 15 touchdowns as a senior ... Racked up 97 tackles, four sacks and three interceptions from his linebacker spot ... Named the Eastern Region Defensive Player of the Year as a junior and senior ... Earned Eastern District Player of the Year award in 2003 ... Gained 603 yards on 106 carries his junior year, scoring 10 touchdowns ... Helped his team to the state playoffs three consecutive seasons ... A second-team Group AAA all-state pick by AP as a senior ... First-team All-Tidewater linebacker by the *Norfolk Virginian-Pilot* ... Rated the No. 13 prospect in the state by both *SuperPrep* and *The Roanoke Times* ... Named All-Atlantic region by *PrepStar* ... Competed in the long jump, shot put, 200 meters and 4x100 relay as a member of the track team ...

Personal: Purnell Joshua Sturdivant ... Born 3/19/86 in Norfolk, VA ... Son of Purnell and Terry Sturdivant ... Enrolled in university studies.

hokietickets.com

55

Darryl TAPP

Defensive End • 6-1 • 268 • Sr. • 3VL
Chesapeake, Va. • Deep Creek H.S.



One of the nation's top defensive ends ... A preseason All-America pick by *Athlon* ... An explosive performer who is coming off a big season ... Was a first-team All-ACC pick ... Led the team in sacks, tackles for loss and quarterback hurries last year ... Enters the fall as the No. 1 man at the end position ... Plays hard and fast ... Has made himself an outstanding player through hard work ... Has dedicated himself to the strength and conditioning program ... Was named the team's top defensive leader during the spring ... Will be counted on to carry that leadership role over to the 2005 season ...

2004: Started all 13 games, registering 26 solo tackles and 34 assists ... Included in those 60 tackles were 16.5 tackles for loss and 8.5 sacks ... Also had 23 quarterback hurries, two fumble recoveries, a forced fumble, a pass break up, an interception and a blocked kick ... Saw action on 440 defensive snaps and 104 on special teams in the regular season ... Led the team with nine tackles, including a sack and 1.5 tackles for loss, in the opener against USC ... Had four assisted tackles and three quarterback hurries against WMU ... Also blocked a punt, his first career block ... Recorded six tackles, including 2.5 sacks, in the win over Duke ... Had five tackles, including one for a loss, and five quarterback hurries in the win over West Virginia ... Had a busy first eight minutes against Florida A&M ... Picked up a sack, forced fumble, fumble recovery, quarterback hurry and interception ... Played just 15 snaps in the game ... Had four tackles, including two sacks, at North Carolina ... Had just one tackle against Maryland, but it was for a loss ... Picked up five tackles, including 1.5 for loss, and a fumble recovery, in the win over Virginia ... Had two tackles at Miami, both of which were for losses ... Included in that total was a sack ... Had five tackles in the Sugar Bowl against Auburn ... Given the President's Award, awarded for outstanding leadership, following spring practice ... Missed the early part of spring practice with a bruised clavicle ...

2003: Was one of just four returning players to meet all six of his goals in preseason strength and conditioning tests ... Played in every game, starting four ... Was in for more than 400 defensive snaps and over 225 plays on special teams ... Compiled 58 total tackles, including 32 solos ... Posted nine tackles for loss, including three sacks ... Also had 17 quarterback hurries and a forced fumble ... Played 40 snaps on defense against UConn, registering five solo tackles, one of which was for a loss, an assist and three quarterback hurries ... Got the start at Rutgers and tallied two solo stops, both for a loss, three assists and three quarterback hurries ... Had five solo tackles and four assists at West Virginia ... Earned Super Iron Hokie honors in both the preseason and spring ... Set a position record for defensive ends with a 660-pound back squat during the spring ... Also had a 415-pound bench press and a 340-pound push jerk ... Was the team's top defensive performer during spring practice ...

2002: A true freshman who saw his fair share of playing time on both defense and special teams ... Saw action in all 14 games ... Recorded nine solo tackles and 12 assists ... Also had three quarterback hurries and a pass broken up ... Scored the game's first touchdown against Virginia, scooping up a blocked punt and returning it 11 yards for the score ... Earned Super Iron Hokie honors in the strength and conditioning program during off-season workouts ... Posted a 380-pound bench press and 530-pound back squat ... Added a 32 1/2-inch vertical jump and a 4.71 time in the forty ... Won the Frank O. Moseley Award as the team's top defensive hustler in off-season workouts and spring practice ...

High School: Recorded 22 career sacks while helping Deep Creek to a 34-4 record during his three varsity seasons ... Excelled as a defensive end for Coach David Cox ... Earned first-team all-Group AAA honors from the state coaches following the 2001 season ... Was a second-team pick by The Associated Press ... Named first-team All-Southeastern District, All-Tidewater and All-Eastern Region ... Was in on 89 tackles his senior season, including a school-record 15 sacks ... Recovered five fumbles ... Posted three sacks against both Hickory High and Booker T. Washington ... Earned preseason All-America honors from *Tom Lemming's Prep Football Reports* ... Selected an All-American and rated the No. 2 defensive lineman in the Atlantic Region by *PrepStar* following his senior season ... Ranked the No. 38 weak-side end by Rivals ... Rated the No. 14 player in Virginia by *SuperPrep* and the No. 15 player by *The Roanoke Times* ... One of just three juniors to start on offense and defense for Deep Creek in 2000 ... Played in all 14 games and posted eight quarterback sacks ... Earned first-team all-district honors ... Helped team to the state championship game as a junior and to a regional championship in 2001 ... Lettered three seasons in basketball ... Also lettered as a weight man in track ...

Personal: Darryl Anthony Tapp ... Born 9/13/84 in Portsmouth, VA ... Son of Charles, Sr., and Ruth Tapp ... Majoring in marketing.

Tackles	G	UT	AT	Tot.	Loss	Sacks
2002	14	9	12	21	0- 0	0- 0
2003	13	32	26	58	9.0- 40	3.0- 27
2004	13	26	34	60	16.5- 82	8.5- 54
Career	40	67	72	139	25.5-122	11.5- 81

----- 2004 Tackles Game-by-Game -----							
vs USC	1	3	6	9	1.5-	7	1.0- 6
WMU	1	0	4	4	0-	0	0- 0
Duke	1	2	4	6	2.5-	16	2.5- 16
NCSU	1	2	2	4	1.5-	5	0- 0
WVU	1	2	3	5	1.0-	9	0- 0
at WFU	1	3	3	6	2.0-	5	1.0- 3
FAMU	1	1	0	1	1.0-	12	1.0- 12
at GT	1	2	6	8	1.0-	2	0- 0
at UNC	1	4	0	4	2.0-	11	2.0- 11
MD	1	1	0	1	1.0-	4	0- 0
UVa	1	3	2	5	1.5-	4	0- 0
at UM	1	1	1	2	2.0-	7	1.0 6
vs AU	1	2	3	5	0-	0	0- 0

Interceptions	G	No.	Yds.	Avg.	TD	LG
2004	13	1	0	0.0	0	0

14

Grant THROCKMORTON

Quarterback • 6-3 • 217 • r-So
Wytheville, Va. • George Wythe H.S.



A former Tech baseball player who joined the football squad as a walk-on last year ... Serves as a valuable member of the squad ... One of the scout team quarterbacks ... Will battle for the holder position on field goals and PATs this season ... Came from a high school program that didn't throw the ball a lot, yet he has the ability ... A good player to have in the meeting room ...

2004: Joined the team, but didn't dress or play in any varsity games ... Recorded a 350-pound back squat in spring max testing ...

2003: Made the Tech baseball team as a walk-on pitcher and was redshirted ...

High School: Played quarterback, defensive end, punter and kicker for Coach Donnie Pruitt at George Wythe ... Was a first team all-state punter and first team all-district kicker as a senior ... Named second team all-district quarterback ... Led team to Class A state championships in 2002 and a 13-1 record ... Also helped basketball team to a final four appearance in 2003 under Coach Al Copenhaver ... For his career totaled 2,672 yards passing ...

and 40 touchdowns ... Finished 60-for-65 on extra points, 8-of-12 field goals, with a longest of 47 yards his senior season ... Holds his high school single-season records for most touchdowns (19), passing yards (1,222), pass attempts (168) and longest TD pass (79 yards) ... Played shortstop, pitcher and catcher for his high school baseball team ...

Personal: Grant Campbell Throckmorton ... Born 10/27/84 in Roanoke, VA ... Son of Dennis and Missy Throckmorton ... Both his father, Dennis, and brother, Cole, graduated from Virginia Tech ... Majoring in human nutrition, foods and exercise.



41 Jordan TROT

**Defensive End • 6-4 • 249 • r-Sr. • 2VL
Torrance, Calif. • Loyola H.S.**

Battled back from off-season back surgery to dress for the last three games of 2004 ... Made up some ground during the spring but still wasn't 100 percent ... Will continue working to regain flexibility and strength during the summer ... Is expected to be in the battle for playing time when preseason practice opens in August ... Got one start and played in all 13 games as a linebacker in 2003 ... Moved from linebacker to end prior to the 2004 season ... A tough, physical player with smarts and good football savvy ... The first football player from the state of California to sign with Virginia Tech straight out of high school ...

2004: Played in one game, dressing for three ... Had two assisted tackles ... Had back surgery in the preseason and missed the first nine games ... Returned to the practice field before the Maryland game ... Ended up dressing and playing eight snaps on defense, picking up two assisted tackles ... Posted a 350-pound bench in spring testing ...

2003: Played in all 13 games, starting one ... Played 256 defensive plays and 103 on special teams plays during the regular season ... Contributed 30 solo tackles and 18 assists ... Included in those 48 stops were five tackles for loss ... Chipped in two quarterback hurries, a forced interception and a pass broken up ... Registered a career-high eight solo tackles against UConn ... Got his first collegiate start against No. 2 Miami and registered four solo



Jordan Trott

tackles, including two for a loss, six assists and two quarterback hurries ... Was in for 36 snaps at Virginia ... Had five solo tackles and an assist, along with a pass break up and a forced interception ... Moved to defensive end for spring practice ...

2002: Played in 13 games, mostly on special teams ... Recorded 11 solo tackles and eight assists this season ... Also had a quarterback hurry on defense ... Played 26 snaps on defense at Western Michigan, recording three solo stops, two assists and a quarterback hurry ... Turned in a personal-best 350-pound bench press during off-season testing ...


2001: Was redshirted while working at mike linebacker ... Turned in a 400-pound back squat during spring testing ... Was in on five tackles during one of the team's spring scrimmages ... Contributed two tackles in the Maroon-White game ...

High School: Played several positions as a junior for Coach Steve Grady, including defensive tackle, center and offensive tackle ... Turned in 38 tackles, four sacks, and three fumble recoveries on defense that season ... Switched to linebacker as a senior and helped the team to a No. 25 national ranking ... Registered 138 tackles his senior season with four sacks, three fumbles caused and three recoveries ... Had 15 tackles in the CIF Division I title game versus No. 2 ranked Long Beach Poly ... Named the California Del Rey League, CIF Division I Defensive Player of the Year ... Was selected first-team all-league, all-division and all-region ... Picked the Central City lineman/linebacker of the year by the *L.A. Times* ... Excelled as a first baseman in baseball ... Invited by the Los Angeles Dodgers to join 200 of the best high school baseball players

from the western part of the U.S. for a camp at Dodger Stadium during summer 2000 ... One of 50 participants who made the Dodgers' Elite Team ... Named a National Football Foundation and College Hall of Fame scholar athlete ...

Personal: Jordan Richard Trott ... Born 6/26/83 in Torrance, CA ... Son of Richard and Rita Trott ... Graduated with a degree in finance and is enrolled in health and physical education in graduate school.

Tackles	G	UT	AT	Tot.	Loss	Sacks
2002	13	11	8	19	0- 0	0- 0
2003	13	30	18	48	5.0- 6	0- 0
2004	1	0	2	2	0- 0	0- 0
Career	27	41	28	69	5.0- 6	0- 0



5 Marcus VICK

**Quarterback • 6-0 • 212 • r-Jr. • 1VL
Newport News, Va. • Warwick H.S.**

A gifted young quarterback who is looking to put the past behind him ... Enters the fall as the No. 1 quarterback after entering the spring at No. 3 on the depth chart ... Is an incredible athlete who can turn heads with his abilities ... Continues to get better ... Possesses all the right ingredients ... Can make plays throwing the football and running the football ... Is an accurate passer with a great pocket presence ... Combines outstanding athletic ability with football savvy ... Coming off an excellent spring ... Has worked hard to learn the system and the expectations of the position ... Has to work on some of his mechanics at times ... Has an uncanny knack of throwing the ball accurately in a very small place ... Has got to prove trust and confidence ... Ran a 4.28 40-yard dash in the spring, the seventh-best time in program history ...

2004: Was suspended from all university activities for the fall of 2004 ... Returned to the team for the 2005 spring practice ... Completed 9-of-17 for 107 yards, with one interception in the Maroon-White game ... Recorded a 300-pound bench, a 450-pound back squat, a 265-pound power clean, a 275-pound push jerk, and a 35-inch vertical jump in spring testing ...

2003: Played in 11 games ... Threw for 475 yards on 30-of-57 passing ... Threw two touchdowns and five interceptions ... Also rushed for 102 yards on 37 carries ...

VICK *Continued*

Caught four passes for 82 yards and a score ... Saw action on two drives in the opener against UCF, directing both to touchdowns ... Completed 7-of-10 passes for 102 yards and a touchdown ... Found David Clowney for a 27-yard scoring pass late in the game ... Missed the James Madison game ... Completed 2-of-6 passes for 37 yards, including a 35-yarder to Ernest Wilford, at Rutgers ... Also threw two interceptions in that game ... Played a big hand in the win over No. 2 Miami ... Came off the bench on the third drive of the game to direct the offense the majority of the game ... Rushed six times for 23 yards ... Also completed a 46-yard touchdown pass to Wilford ... Saw action at both receiver and quarterback at Virginia ... Rushed the ball three times for 28 yards in that game ... Added a new dimension to his game against Cal in the Insight Bowl ... Caught four passes

Marcus Vick



for 82 yards, including a 36-yard touchdown from Randall ... Won Iron Hokie honors in the weight room during the off-season ... Ran a 4.33 in the 40 ... Posted a 455-pound back squat ... Had TD passes in two of Tech's four spring scrimmages ... Passed for 110 yards in the spring game on 9 of 17 passing ... Also had a 28-yard rush in the game ...

2002: Was redshirted while working on his fundamentals ... Used the season to get stronger and gain a better grasp of the college game ... Could have played if needed ... Was a member of the dress squad for every game ... Ran a 4.48 forty and posted a 36-inch vertical jump during spring max testing ... Threw five touchdown passes during spring scrimmages and added another in the Maroon-White game ... Was 6-for-7 passing for 95 yards and one TD during one scrimmage ... Turned in a 57-yard run in another scrimmage ... Hit 10-of-15 passes for 92 yards and a TD in the Maroon-White game ... Earned the Paul Torgersen Award for the top offensive newcomer ...

High School: Compiled over 5,000 yards of total offense during his final two seasons under Coach Tommy Reamon ... Earned prep All-America honors from *SuperPrep*, *PrepStar* and *Tom Lemming's Prep Football Report* ... Rated the No. 6 quarterback in the nation by *SuperPrep* and the No. 10 QB by *PrepStar* ... Ranked the No. 7 combination (running/passing) quarterback by Tom Lemming ... Named to *PrepStar's* Dream Team and rated the No. 1 quarterback in the Atlantic Region by that publication ... Selected as the No. 24 overall player in the nation by *SuperPrep* and the No. 50 player by *Prep Football Report* ... Passed for 1,746 yards and 15 touchdowns as a senior ... Added 702 yards and 13 TDs on the ground ... Named second-team Group AAA all-state by The Associated Press ... Rated the No. 2 player in the state by both *SuperPrep* and *The Roanoke Times* ... Threw for 2,180 yards and 19 TDs as a junior ...

Personal: Marcus Deon Vick ... Born 3/20/84 in Newport News, VA ... Son of Brenda and Michael Boddie ... Younger brother of former Tech All-America quarterback, Michael Vick ... Majoring in apparel, housing, resource management.


Passing	G	Att-	Comp	Pct.	Yds.	TD	Int
2003	11	57-	30	52.6	475	2	5

----- 2003 Passing Game-by-Game -----							
UCF	1	10-	7	70.0	102	1	0
JMU		Did not play					
TAMU	1	0-	0	0.0	0	0	0
UCONN	1	5-	4	80.0	59	0	0
at RU	1	6-	2	33.3	37	0	2
SYR	1	6-	2	33.3	14	0	0
at WVU		Did not play					
UM	1	4-	2	50.0	44	1	0
at PITT	1	15-	8	53.3	147	0	2
at TU	1	6-	4	66.6	61	0	1
BC	1	4-	1	25.0	11	0	0
at UVa	1	0-	0	0.0	0	0	0
vs Cal	1	1-	0	0.0	0	0	0

Rushing	G	No.	Yds.	Avg.	TD	LG
2003	11	37	102	2.8	0	17

----- 2003 Rushing Game-by-Game -----						
UCF	1	0	0	0.0	0	0
JMU		Did not play				
TAMU	1	1	-9	0.0	0	0
UCONN	1	2	6	3.0	0	5
at RU	1	2	-4	0.0	0	4
SYR	1	3	28	9.3	0	17
at WVU		Did not play				
UM	1	6	23	3.8	0	17
at PITT	1	8	22	2.8	0	10
at TU	1	3	-16	0.0	0	3
BC	1	6	19	3.2	0	11
at UVa	1	3	28	9.3	0	11
vs Cal	1	3	5	1.7	0	5

Receiving	G	No.	Yds.	Avg.	TD	LG
2003	11	4	82	20.5	1	36




30
Cary
WADE

Rover • 5-10 • 184 • r-Jr. • 2VL
Fairfax, Va. • Robinson H.S.

Will battle Aaron Rouse for the starting rover position when practice resumes ... Is coming off a good spring that saw him named the Hokies' most improved defensive player ... Provided good run support and played the pass well ... Must guard against the big play ... Began his career as a corner, before moving to rover ... Also a solid contributor on special teams ... Has worked hard to improve his skills ... Figures to get his share of playing time this season ...

2004: Played in all 13 games, mostly on special teams ... Saw action on 35 defensive snaps and 83 on special teams in the regular season ... Had four solo tackles and two assists ... Had a solo tackle on defense against FAMU ... Had a big solo tackle on kickoff coverage at Georgia Tech to pin the Jackets inside the 20 ... Played 19 snaps on defense against Maryland, recording three tackles ... Given the Dr. Richard Bullock Award, awarded to the most improved player, following spring practice ... Posted a 475-pound back squat, a 285-pound power clean and a 34-inch vertical jump in spring testing ...

2003: Moved to the rover position prior to the season and was redshirted ... Posted a personal-best 455-pound back squat during the scout team testing in the fall ... Contributed two tackles and broke up a pair of passes during the 2004 Maroon-White game ...




Cary Wade

2002: Played in 13 games ... Had nine solo tackles and two assists ... Played 25 snaps on defense and 13 on special teams in the opener against Arkansas, registering two solo stops ... Also had two tackles on special teams in that game ... Had two solo tackles on special teams at Texas A&M ... Had an assisted tackle on special teams at Miami ... Had a solo tackle in the San Francisco Bowl ...

High School: A *PrepStar* All-American who was listed as the No. 10 defensive back in the Atlantic Region ... Started three seasons as a defensive back and wide receiver for Coach Mark Bendorf at Robinson ... Finished with 180 tackles and eight interceptions for his career ... Named second-team Group AAA all-state by both *The Associated Press* and the state coaches following his senior season ... Earned all-district and all-region honors ... Registered 64 tackles, four interceptions and recovered two fumbles ... Blocked a punt ... Also had a 43-yard punt return ... Helped the team to a state championship in 2001 and a 33-3 overall record over three seasons ... Ranked the No. 27 player in Virginia by *The Roanoke Times* and the No. 28 player by *SuperPrep* ... Rated the No. 94 player in the Mid-Atlantic Region by *Tom Lemming's Prep Football Report* ... Garnered all-district honors as a junior ... Had 11 tackles, a fumble recovery and an interception against Centerville in the regional finals ... Also lettered in lacrosse and track ...

Personal: Cary Dupree Wade ... Born 5/12/84 in Minneapolis, MN ... Son of Clifton and Beatrice Wade ... Majoring in communication.

Tackles	G	UT	AT	Tot.	Loss	Sacks
2002	13	9	2	11	0- 0	0- 0
2004	13	4	2	6	0- 0	0- 0
Career	26	13	4	17	0- 0	0- 0



24 D.J. WALTON

**Rover • 5-10 • 193 • r-Sr. • 1VL
Woodbridge, Va. • C.D. Hylton H.S.**

Will be counted on to provide solid depth at the rover position ... Originally worked at cornerback when he came to Tech ... Lettered as a redshirt freshman in 2002 for his play on special teams ... Was moved to rover late in the season ... Played there during the 2003 spring session ... Sat out the 2003 season ... Returned in January 2004 ... Earned Super Iron Hokie honors in the weight room this past spring ...

2004: Saw action in two games, recording eight tackles ... Was in for 13 defensive plays against Western Michigan, recording two assists ... Played 41 snaps on defense against Florida A&M, picking up five solo tackles and an assist ... Posted a 320-pound bench, a 475-pound back squat, a 265-pound power clean and a 275-pound push jerk in spring testing ...

2003: Did not play football during the fall ... Returned to the team in January and went through the winter conditioning program ... Worked at the rover position during spring practice ... Registered four tackles during the Maroon-White game ...

2002: Saw action in all 14 games, mostly




D.J. Walton

on special teams ... Tallied seven solo stops and three assists on the season ... Recorded two solo stops and an assist in the win over Marshall, playing 16 total snaps ... Also had a solo tackle on special teams in that game ... Recorded two solo tackles on special teams in the win at Texas A&M ... Played 22 snaps on defense at Western Michigan ... Recorded a solo stop on special teams in that game ... Recorded a solo tackle on special teams against West Virginia ...

2001: Practiced at the field corner position while redshirting in the fall ... Posted a 475-pound back squat during spring athletic performance testing ... Moved to boundary corner for spring practice ... Contributed a tackle in the annual Maroon-White game ...

High School: A prep All-America pick by *SuperPrep*, *PrepStar*, *Tom Lemming's Prep Football Report* and *Student Sports* ... Started three seasons as a defensive back and running back for Coach Bill Brown at Hylton ... Helped his team to a 41-2 record and two Group AAA championships over his three seasons ... During a regional championship win against Potomac in 2000, he posted four interceptions and 10 tackles on defense and piled up over 100 yards rushing and two touchdowns on offense ... Posted two long touchdown runs in the fourth quarter of Hylton's state championship win over Varina in 1998 ... Played in the first-ever National High School All-Star football game in Dallas and posted nine tackles ... A first-team pick on *The Washington Post* All-Metro squad as both a junior and senior ... Named first-team Group AAA all-state as both a defensive back and a running back by the state coaches ... Also selected the co-offensive player of the year in AAA by the coaches ... Picked first-team Group AAA as a defensive back by *The Associated Press* ... Named to George Michael's Golden 11 All-Star Team for the Washington Metro Area ... Was in on 97 tackles as a senior and intercepted six passes ... Rushed for 711 yards and 16 TDs as a senior ... He also scored two touchdowns on pass receptions, two more on punt returns and another on a kickoff return ... Was listed the No. 19 DB in the nation and No. 10 prospect in Virginia by *SuperPrep* ... Rated the No. 3 athlete in the Atlantic Region and No. 27 overall player in the Atlantic Region by *PrepStar* ... *Tom Lemming's Prep Football Report* listed him the No. 151 player in the nation ... Ranked the No. 10 player in Virginia by *The Roanoke Times* ... Named honorable-mention All-South by *Orlando Sentinel* ... Had 104 tackles and five interceptions as a junior ... Rushed for over 3,000 yards during his career, including 1,172 as a sophomore ... Also lettered as a guard on the basketball team ...

Personal: David Lee Walton ... Born 10/19/82 in Macon, GA ... Son of David and Eva Walton ... His father played baseball at Valdosta State ... Majoring in apparel, housing, resource management.



40 Blake WARREN

Linebacker • 6-3 • 238 • r-Sr. • 3VL
Clifton, Va. • Centreville H.S.

Started the 2004 opener at the backer spot and played in all 13 games last year ... Enters fall as the No. 2 man at the position behind Xavier Adibi ... An experienced player, who posted two interceptions last year, including one he returned for a score ... Comes from a good football background ... His father, Don, played 14 years for the Washington Redskins ... Also a valuable player on special teams ... Will be counted on for consistent play and senior leadership this fall ...

2004: Played in 13 games, starting one ... Registered 12 solo stops and 16 assisted tackles ... Also had two interceptions, one pass break up and one quarterback hurry ... Earned his first collegiate start in the opener against USC ... Played 36 snaps, recording six total tackles ... Had three tackles and an interception, which he returned 40 yards, against Duke ... Had six stops against FAMU ... Also returned an interception 46 yards for his first collegiate touchdown ... Recorded four tackles in the Maroon-White game ... Posted a 500-pound back squat and a 31 1/2-inch vertical jump in spring testing ...

2003: Saw action in every game as the No. 2 man at the backer position ... Turned in 29 solo tackles and 14 assists ... Included in those 43 stops were three tackles for loss ... Also had one interception and one pass break up ... Had three solo tackles, two of which were for a loss, and two assists in the win over James Madison ... Had a career-high eight tackles (four solo) against UConn ... Played 16 snaps on defense at Rutgers, recording three solo tackles, two assists, one pass broken up and an interception ... Registered six tackles against California in the Insight Bowl ... Turned in a 505-pound back squat during spring max testing ...

2002: Played in nine games ... Recorded five solo tackles and seven assists on the season ... Also had an interception ... Did not travel to Texas A&M, Western Michigan or Boston College due to a strained back ... Tallied three solo tackles on special teams at top-ranked Miami ... Had an assisted tackle against Air Force in the San Francisco Bowl ...



Blake Warren

Improved his back squat to 450 pounds during the spring and ran a 4.56 forty ...

2001: Was redshirted as a freshman ... Worked at the backer position the entire year ... Turned in a 400-pound back squat during spring testing ... Won the Paul Torgersen Award as the top defensive newcomer of the spring ...


High School: Named the Group AAA Defensive Player of the Year in Virginia by the state coaches ... Helped Centreville post eight shutouts and win the state Division 6 championship in 2000 ... Contributed 14 tackles against Deep Creek in the title game ... For the season, he registered 103 tackles, six interceptions, one sack and one fumble recovery from his free safety position ... Was named first-team AAA all-state by both the high school coaches and The Associated Press ... Selected a first-team defensive back on *The Washington Post* All-Metro team ... An All-Southern pick by *Orlando Sentinel* ... A member of George Michael's Golden 11 All-Star team for the Washington Metro area ... Concorde District and Northern Region Defensive Player of the Year in 2000 ... Rated the No. 15 prospect in the state by *The Roanoke Times* and the No. 16 prospect by *SuperPrep* ... A *PrepStar* All-Atlantic Region pick ... Ranked the No. 51 player in the Mid-Atlantic Region by *Tom Lemming's Prep Football Report* ... Contributed 87 tackles and five interceptions

as a junior ... Posted 12 tackles against Chantilly in the district championship game ... Finished his career with the most tackles by a defensive back (190) and a school-record 11 interceptions ... Helped Coach Mike Skinner's team to three consecutive district and region titles ... A three-year letterman in baseball ... Won all-district and all-region honors ...

Personal: Blake Davis Warren ... Born 10/10/82 in Fairfax, VA ... Son of Don and Irene Warren ... Brother, Brett, is a sophomore linebacker on the Hokie squad ... Majoring in apparel, housing, resource management.

Tackles	G	UT	AT	Tot.	Loss	Sacks
2002	9	5	7	12	0- 0	0- 0
2003	13	29	14	43	3.0- 9	0- 0
2004	13	12	16	28	.5- 0	0- 0
Career	35	46	37	83	3.5- 9	0- 0

Interceptions	G	No.	Yds.	Avg.	TD	LG
2002	9	1	0	0.0	0	0
2003	13	1	4	4.0	0	4
2004	13	2	86	43.0	1	46
Career	35	4	90	22.5	1	46



33 Brett WARREN

Linebacker • 6-1 • 224 • So. • 1VL
Clifton, Va. • Centreville H.S.

A physical young player who enters the fall as the No. 2 man at the mike linebacker spot behind Vince Hall ... Saw most of his action last year on special teams as a true freshman ... Made big strides during the spring ... Needs to get stronger and improve in the passing game, but has shown a knack for finding the ball and making plays ... Needs a good summer of preparation in order to be a valuable contributor in the fall ...


2004: Played in 12 games, registering seven tackles ... Played 72 snaps on special teams ... Saw his first collegiate action in the opener against USC, playing four snaps on special teams ... Saw his first action of the season on defense against Maryland ... Posted a 500-pound back squat, a 321-pound power clean and a 31-inch vertical jump in spring testing ...

2003: Entered school in January ... Posted a 500-pound back squat during off-season testing ... Collected a pair of tackles during the 2004 Maroon-White game ...

High School: Was a 2002 AAA second-team all-state selection by The Associated Press at the linebacker spot for Coach Mike Skinner at Centreville ... Registered a school-record 149 tackles as a senior ... Added four sacks, four fumble recoveries, two interceptions and a blocked punt ... Posted 23 tackles in a game against Chantilly for another school record ... Selected to the second-team All-Metro team picked by *The Washington Post* ... Earned first-team all-district and all-region honors ... Voted team MVP ... Named a 2002 honorable mention all-region selection by *PrepStar* as a linebacker ... Named to the 2002 All-Times first-team defensive squad ... Named a first-team All-ACC Area linebacker by the preseason *G&W Recruiting Report* ... The No. 19 prospect in Virginia as ranked by *SuperPrep* magazine ... Ranked the No. 17 player in Virginia by *The Roanoke Times* ... Ranked the No. 56 player in the Mid Atlantic region by *Tom Lemming's Prep Football Report* ... Picked as the No. 19 player in Virginia during the preseason by *SuperPrep* ... His 250 tackles during his junior and senior seasons were a school mark for a two-year period ... Blocked a punt for a touchdown and led the district in sacks with eight his junior year ... Helped team to a state Group AAA title in 2000 and a 31-5 record during his career ...

Personal: Brett Paul Warren ... Born 3/7/85 in Huntington Beach, CA ... Son of Don and Irene Warren ... His father, Don, played 14 seasons with the Washington Redskins ... Brother of current Hokie linebacker Blake Warren ... Enrolled in university studies.

Tackles	G	UT	AT	Tot.	Loss	Sacks
2004	12	3	4	7	0- 0	0- 0



39
Carlton
WEATHERFORD

Fullback • 5-9 • 226 • r-So.
Danville, Va. • Tunstall H.S.


A walk-on who will battle for playing time at fullback this year ... Gives great effort all the time ... Size is limited, but his toughness isn't ... Comes after you every chance he gets ... Catches the ball well coming out of the backfield ... Coaches are pleased with the progress he is making ... Works extremely hard in the film room ...

2004: Played in four games, earning 24 total snaps ... Played against Western Michigan, Duke, Florida A&M and Maryland ... Had a 4-yard catch out of the backfield in the Maroon-White game ... Recorded a 530-pound back squat and a 304-pound push jerk in spring testing ...

2003: Practiced with the scout team all season ... Was making solid strides in both the weight room and on the field before suffering a serious knee injury in bowl practice ... Underwent ACL surgery on his right knee in January ...

High School: Lettered four times for Coach Buddy Brown at Tunstall High School ... Helped lead his team to two Piedmont District titles ... Rushed for 1,250 yards and 14 touchdowns his senior season ... Also had 141 tackles, five sacks and four fumble recoveries that year ... Was named a first-team all-state linebacker and was the defensive player of the year for Region IV, Division IV and the Piedmont District as a senior ... A two-time All-Region IV, Division IV first-team linebacker and second-team running back ... A three-time first-team All-Metro and two-time first-team All-Piedmont District running back ... Rushed for 2,790 career yards ...

Personal: Carlton Nunn Weatherford, Jr. ... Born 1/5/85 in Danville, VA ... Son of Carlton and Donna Weatherford ... Majoring in sociology.



51
Matt
WELSH

Offensive Guard • 6-4 • 290 • r-Fr.
Clifton, Va. • Centreville H.S.


A highly recruited lineman from Virginia who enrolled at Tech in January, 2004 ... Went through spring practice with the team, but redshirted in the fall ... Was originally scheduled to be with the team for the 2003 season, but suffered a torn ACL in his right knee during preseason practice ... Took a deferred enrollment and came in as a freshman in January ... Is expected to provided depth at the guard spot this season ... Has the size and athletic ability to be a good lineman, just needs to adjust to the college game ... Needs to take advantage of the strength and conditioning program ...

2004: Redshirted while working to gain strength in the weight room ... Recorded a 400-pound bench press, a 326-pound push jerk and a 30 1/2-inch vertical jump in spring testing ...

2003: Entered school for the second semester ... Had a 405 bench press and 500-pound back squat during spring max testing ... Worked at guard during spring practice ...

High School: Named an All-American by *PrepStar* as an offensive lineman ... Injured his knee four games into his senior season and was sidelined until returning for the last two games ... A preseason *PrepStar* All-American ... Named a first-team All-ACC Area offensive lineman by the preseason *G&W Recruiting Report* ... Coach Mike Skinner tried playing him on both offense and defense, but ended up putting him at offensive tackle ... A first-team selection to the 2001 AAA Coaches all-state team at the offensive tackle position as a junior ... Had 17 pancake blocks in his first game in 2001 ... Ranked the No. 17 offensive guard in the nation by Rivals100.com ... Rated the No. 10 player in Virginia by *The Roanoke Times* ... Rated the No. 12 player in Virginia by *SuperPrep* ... Ranked the No. 39 player in the Mid Atlantic region by *Tom Lemming's Prep Football Report* ... A preseason *SuperPrep* All-American, rated the No. 9 player in Virginia and the No. 38 offensive lineman in the country ... Went to the same high school as current Hokies Will Montgomery and Blake and Brett Warren ...

Personal: Matthew Edward Welsh ... Born 9/12/84 in Fairfax, VA ... Son of Ed and Maryann Welsh ... Majoring in business information technology.



2
Jimmy
WILLIAMS

Cornerback • 6-3 • 206 • Sr. • 3VL
Hampton, Va. • Bethel H.S.

One of the top corners in the collegiate ranks ... A preseason All-America pick by *Playboy* and *Athlon* ... A first-team All-ACC selection as a defensive back last year and one of 12 semifinalists for the Jim Thorpe Award, given to the nation's top collegiate defensive back ... Has started 26 straight games, the third-longest active streak on the team entering the season ... Started at free safety in 2003 before being moved to cornerback

WILLIAMS *Continued*

during 2004 spring practice ... Led the team and the ACC in interceptions with five last fall, including one for a score against Maryland ... Tied for third on the team in tackles ... Showed continued improvement at the position during 2005 spring practice ... Combines excellent size with outstanding speed ... Rated the top cornerback in the Division I-A ranks by *The Sporting News* ... Earned the Don Williams TEAM UNITED Award for outstanding leadership following spring practice ... Will be counted on to continue as a leader this fall ...

2004: Played in and started all 13 games at cornerback ... Had 37 solo tackles and 23 assists ... Included in those 60 tackles were 5.5 tackles for loss ... Led the team with five interceptions ... Also had 14 pass break ups and a quarterback hurry ... Saw action on 638 defensive snaps and 121 on special teams in the regular season ... Played 59 snaps on defense in the opener against USC, recording four tackles and a pass break up ... Recorded his fourth collegiate interception in the Western Michigan game, setting up Tech's first touchdown of the game ... Had six tackles and a break up against Wake Forest ... Also had an interception, which he returned 15 yards ... Had three tackles and a break up at North Carolina ... Also had an interception in which he returned 11 yards ... Had three tackles, including one for a loss, and two pass breakups against Maryland ... Also intercepted a pass and returned in 34 yards for a touchdown ... Had seven tackles against Virginia, including a touchdown-saving run-down of Alvin Pearman on a 78-yard run ... Had five total tackles in the big win at Miami ... Led the team with 10 tackles, including 3.5 for loss, in the Sugar Bowl against Auburn ... Also had an interception ... Intercepted a pass in the Maroon-White game, returning it 39 yards, that led to a field goal ... Ran a 4.36 40-yard dash in spring testing ...

2003: Started all 13 games at free safety ... Led the defense in snaps played during the regular season with 702 ... Also played 153 snaps on special teams for a total of 855 total snaps ... Finished second on the team in tackles with 114 ... Had 63 solo stops and 51 assists ... Included in that total were four tackles for loss ... Also had five passes broken up, two interceptions and two fumble recoveries ... Registered seven solo tackles and five assists in the win over Texas A&M ... Scored his first collegiate touchdown at Rutgers, returning an interception 55 yards for a score ... Also had five solo tackles and two assists ... Played 83 snaps against No. 2 Miami, recording six solo tackles, six assists, two tackles for loss and a pass broken



Jimmy Williams

up ... Had four solo tackles, an assist and an interception on defense against Boston College ... Also recovered the ball on a muffed Eagle punt return ... Played 77 snaps on defense at Virginia, recording nine solo tackles and six assists ... Also had three solo tackles on special teams ... Posted nine tackles in the Insight Bowl, including one behind the line, and also broke up a pass ... Moved to cornerback prior to spring practice ...

2002: Played in all 14 games, mostly on special teams ... Registered 29 solo tackles and 17 assists this season ... Also had a pass broken up, a tackle for loss and an interception ... In his first college action, against Arkansas State, recorded five solo stops, five assists and a pass broken up ... Stepped in on defense against Rutgers when Willie Pile went down with an injury ... Recorded a solo tackle and his first career interception while in the game ... Also had a solo tackle on special teams ... Made several big plays in Tech's win over Air Force in the San Francisco Bowl ... Recorded seven solo stops and three assists, including a tackle for loss, against the Falcons ... Ran a 4.4 forty during spring testing ... Was named the team's most improved player on defense following spring ball ...

High School: A versatile athlete who played quarterback, safety, wide receiver and outside linebacker during his prep career ... Played at Hampton High until transferring to Bethel prior to his senior season ... Was coached by Mike Smith at Hampton and Tracy Parker at Bethel ... Named All-Peninsula District as a junior and senior, earning first-team honors in 2001 ... Was in on over 100 tackles as a safety and OLB at Bethel ... Intercepted seven passes, returning two for touchdowns ... Also contributed a pair of quarterback sacks ... Compiled over 1,000 yards of total offense as a quarterback, passing for five touchdowns and rushing for six ... Completed 7 of 11 passes in one outing for over 200 yards and a pair of touchdowns ... Rushed for 112 yards on 12 carries in another contest ... Returned punts and kickoffs ... Posted 86 tackles his junior year and picked off four passes ... Had eight pass receptions that season for 217 yards and three TDs ... Registered over 200 tackles and 13 interceptions during his career ... Played on a state championship team while at Hampton ... Ranked the No. 17 safety in the nation by *Rivals* and the No. 21 free safety in the nation by *Student Sports* ... Rated the No. 51 player in the Mid-Atlantic Region by *Tom Lemming's Prep Football Report* ... An All-Atlantic Region pick by *PrepStar* ... Listed as the No. 26 player in Virginia by *The Roanoke Times* and the No. 27 prospect by *SuperPrep* ... Selected to the *Newport News Daily Press* All-Star team as a senior ... Also a two-time all-district selection in basketball ...

Personal: James Franklin Williams, Jr. ... Born 3/8/84 in Hampton, VA ... Son of James, Sr., and Elizabeth Williams ... Majoring in apparel, housing, resource management.

Tackles	G	UT	AT	Tot.	Loss	Sacks
2002	14	29	17	46	1.0-	1 0- 0
2003	13	63	51	114	4.0-	11 0- 0
2004	13	37	23	60	5.5-	13 0- 0
Career	40	129	91	220	10.5-	25 0- 0

----- 2004 Tackles Game-by-Game -----						
vs USC	1	2	2	4	0-	0 0- 0
WMU	1	3	2	5	1.0-	3 0- 0
Duke	1	0	1	1	0-	0 0- 0
NCSU	1	2	2	4	0-	0 0- 0
WVU	1	3	1	4	0-	0 0- 0
at WFU	1	5	1	6	0-	0 0- 0
FAMU	1	1	3	4	0-	0 0- 0
at GT	1	2	2	4	0-	0 0- 0
at UNC	1	3	0	3	0-	0 0- 0
MD	1	3	0	3	1.0-	3 0- 0
UVa	1	5	2	7	0-	0 0- 0
at UM	1	3	2	5	0-	0 0- 0
vs AU	1	5	5	10	3.5-	7 0- 0

Interceptions	G	No.	Yds.	Avg.	TD	LG
2002	14	1	9	9.0	0	9
2003	13	2	83	41.5	1	55
2004	13	5	81	16.2	1	34
Career	40	8	173	21.6	2	55

2005 Recruiting Class

Greg BOONE

Quarterback • 6-4 • 240
Oscar Smith H.S. • Chesapeake, Va.

Named a postseason All-American by *SuperPrep*, which also rated him the No. 15 quarterback in the nation and the No. 8 player in the state of Virginia ... Passed for 1,285 yards, rushed for 949 yards and accounted for 35 touchdowns his senior year for Coach Richard Morgan at Oscar Smith ... Named first-team all-state by both The Associated Press and the VHSCA ... Rated the No. 5 player in the state by *The Roanoke Times* ... Was named the Southeastern District Offensive Player of the Year ... Guided Oscar Smith to its first outright district title in 40 years and a 10-0 regular season ... Accounted for 334 of the Tigers' 335 yards in a 40-39 loss to Landstown in the Eastern Region Division 6 championship game ... Rated the No. 36 athlete in the nation and the No. 12 player in the state by rivals.com ... Rated the No. 36 player in the Mid-Atlantic Coast by *Tom Lemming's Prep Football Report* ... Ranked the No. 65 player on the East Hot 100 by scout.com ... Ranked the No. 40 linebacker in the nation and the No. 8 player in the state by scout.com ... Named to *PrepStar's* postseason All-Atlantic Region team ... Listed first-team All-Tidewater by *The Norfolk Virginian-Pilot* ... Named first-team all-district at quarterback and second-team all-district at defensive back and punter as a senior ... Named first-team all-region ... Was first-team All-Tidewater at defensive back as a junior ... Earned first-team all-district honors as a junior.

Personal: Greg E. Boone ... Born 9/14/86 in Norfolk, VA ... Son of Nora and Larry Evans.

Brent BOWDEN

Punter • 6-2 • 180
Westfield H.S. • Centreville, Va.

Was ranked as high as the No. 4 punter in the nation by scout.com ... Averaged 44 yards on 29 punts with a net of 37 and a long of 58 as a senior for Coach Tom Verbanic at Westfield ... Had 16 punts downed inside the 20-yard line, nine downed inside the 10-yard line, five inside the 5-yard line and eight fair catches ... Named first-team all state by both the Associated Press and the VHSCA as a punter following his senior year ... Named first-team All-Concorde District, first-team All-Northern Region, and first-team All-Met by *The Washington Post* ... In 2003, Westfield's state championship year, averaged 40 yards, with a 38-yard net and a long of 64 yards, along with 11 fair catches and seven downed inside the 20 ... Was the MVP of the Virginia Kicking Camp in 2004 with a 47.7 yard average ... At the 2004 University of Michigan Camp, was second MVP and won Most Consistent, most inside the 20 and highest single punt hang time (4.95 seconds) ... Averaged 43.4 yards during that camp ... In 2003, at the Virginia Tech camp,

was second MVP and won Most Consistent ... Older brother is Chris Hall, the current Florida State punter.

Personal: Brent Michael Bowden ... Born 5/21/87 in Huntsville, AL ... Son of Tim and Denise Bowden.

Jahre CHEESEMAN

Cornerback • 5-9 • 180
Eastern H.S. • Voorhees, N.J.

Was a running back and defensive back for Coach Dan Spittal at Eastern ... Also returned kicks ... Rushed for 1,167 yards and 15 touchdowns on 183 carries as a senior ... Averaged 6.4 yards per carry ... Added 1,444 yards and 18 TDs his junior year ... Was instrumental in his team's march to the New Jersey Group 4 title during his junior season ... Earned second-team all-state honors ... Rated as the No. 9 all-purpose back in the nation and the No. 11 player in New Jersey by rivals.com ... Ranked the No. 49 running back in the nation and the No. 22 player in the state of New Jersey by scout.com ... Ranked the No. 20 player in the state of New Jersey by *SuperPrep* ... Named to *PrepStar's* postseason All-East Region team.

Personal: Jahre T. Cheeseman ... Born 1/11/87 in Vallejo, CA ... Son of Acintia and Mario Robinson.

Eric DAVIS

Offensive Tackle • 6-7 • 315
West Springfield H.S. • Lorton, Va.

Named the Sleeper of the Year among in-state prospects by *The Roanoke Times* ... Earned honorable mention all-district honors as a senior offensive lineman for Coach Bill Renner at West Springfield ... Helped his team to a sixth-place finish in a region of 30 teams ... Allowed only five sacks in 278 passing attempts his final year ... Did not start playing football until the ninth grade ... Missed some time his sophomore and junior seasons with wrist and foot injuries.

Personal: Eric Andrew Davis ... Born 5/23/87 in Alexandria, VA ... Son of Richard and Karen Davis.

Steven FRIDAY

Defensive End • 6-4 • 215
Phoebus H.S. • Hampton, Va.

Helped Phoebus to the state championship game his sophomore and junior seasons ... Missed two games his senior season because of a bruised knee, but finished with 89 tackles, including 21 for loss and 17 sacks, his senior year ... Also had three forced fumbles and three blocked kicks ... Has over 30 sacks his final two seasons for Coach Bill Dee ... Named to the Virginia All-Group AAA first-team all-state team by The Associated Press as a defensive lineman ... Named to the AAA all-state first team as a defensive end by the VHSCA ... Named to the *Newport News Daily Press* All-Star Team ...

Ranked the No. 11 player in the state by *The Roanoke Times* ... Ranked the No. 9 weak-side defensive end in the nation and the No. 7 player in the state by rivals.com ... Listed as the No. 11 player in the state by scout.com ... Ranked the No. 11 player in the state of Virginia by *SuperPrep* ... Rated the No. 38 defensive end in the nation by collegefootballnews.com ... Rated the No. 45 player in the Mid-Atlantic Coast by *Tom Lemming's Prep Football Report* ... Ranked the No. 96 player on the East Hot 100 by scout.com ... Named an All-American and an All-Atlantic Region selection by *PrepStar*.

Personal: Steven J. Friday ... Born 8/9/86 in Melbourne, FL ... Son of Cynthia and Delmont Friday.

Richard GRAHAM

Offensive Tackle • 6-6 • 255
St. Christopher's H.S. • Richmond, Va.

Played tight end and along the defensive line for Coach Paul Padalino at St. Christopher's ... Caught four passes for 51 yards as a senior in a run-oriented offense ... Contributed 51 tackles on the defensive side, including three quarterback sacks and seven tackles for losses ... Earned first-team VISFA Division 3 all-state honors as a tight end his senior year ... Helped team to an 8-2 record and state prep league championship ... Was school's first title since 1991 ... Was a quarterback and free safety early in his career before growing out of the positions ... Also excelled in basketball ... Ranked the No. 66 player in the state by *The Roanoke Times*.

Personal: Richard Warwick Graham, Jr. ... Born 3/30/87 in Richmond, VA ... Son of Elizabeth Graham and Dr. Richard W. Graham.

Hivera GREEN

Defensive End • 6-5 • 258
Conway H.S. • Conway, S.C.

Earned postseason All-America honors from *SuperPrep* ... Ranked the No. 32 defensive lineman in the country and the No. 5 player in South Carolina by *SuperPrep* ... Rated the No. 26 offensive guard in the nation and the No. 11 player in South Carolina by rivals.com ... Earned first-team all-state honors as a senior for Coach Chuck Jordan at Conway ... Was on a defense that allowed just 10 points per game ... Earned a spot on the South Carolina Shrine Bowl team ... Had 72 tackles, a forced fumble, two recovered fumbles and a pair of pass breakups despite being hampered by the high-ankle sprains his final year ... Totaled 112 stops, six sacks, his junior year ... Earned all-region honors as a junior ... A weight man on the track team ... Rated the No. 42 player in the Mid-Atlantic Coast by *Tom Lemming's Prep Football Report* ... Ranked the No. 63 player on the East Hot 100 and the No. 5 player in South Carolina by scout.com ... Named to *PrepStar's* postseason All-Atlantic Region team.

Continued

GREEN *Continued*

Personal: Hivera Green ... Born 8/1/87 in Conway, SC ... Son of Robert Lee and Demetria Green ... Lives with his grandmother, Mary Green.

Victor HARRIS

Defensive Back • 6-0 • 180
Highland Springs H.S. • Highland Springs, Va.

A PARADE All-American as an "athlete" ... Led the Richmond metro area in rushing his senior year with 225 carries for 2,346 yards for Coach Scott Burton at Highland Springs ... Averaged 10.4 yards per carry, scoring 27 touchdowns ... Caught four passes for 90 yards and four touchdowns ... Racked up 751 yards and four touchdowns on 28 returns ... Contributed 22 tackles and three interceptions as a defensive back ... Scored TDs six different ways as a senior ... The Central Region's career leading ground gainer with 5,320 yards ... Scored a total of 70 touchdowns his final two seasons ... Ranked the No. 1 player in the state by *The Roanoke Times* ... Named the Offensive Player of the Year in the state's AAA grouping by the VHSCA ... Named a first-team running back and defensive back, as well as second-team as a kick returner, by the coaches ... Selected a postseason All-American by *SuperPrep* ... Named to the Virginia All-Group AAA first-team all-state team by the Associated Press as a running back ... Participated in the U.S. Army All-American game in San Antonio ... Ranked the No. 2 athlete in the nation by *PrepStar* ... Named to *PrepStar's* postseason Dream Team (top 100 in the nation), as well as an All-American and an All-Atlantic Region selection ... Ranked the No. 8 defensive back in the nation and the No. 1 player in the state of Virginia by *SuperPrep* ... Ranked the No. 28 overall player in the nation, the No. 3 "athlete" in the nation and the No. 1 player in the state by rivals.com ... Rated the No. 14 player in the nation and the No. 2 cornerback by collegefootballnews.com ... Ranked the No. 24 player in the nation, the No. 4 cornerback and the No. 1 player in the state by scout.com ... Rated the No. 22 player in the nation and the No. 3 player in the Mid-Atlantic Coast by *Tom Lemming's Prep Football Report* ... Listed first-team All-American by *Tom Lemming's Prep Football Report* ... Named a second-team All-USA by *USA Today*.

Personal: Victor Harris ... Born 2/16/86 ... Son of Victor Harris and the late Maritza Harris ... Nicknamed "Macho".

Brandon HOLLAND

Offensive Line • 6-4 • 285
Northside H.S./Hargrave M.A. • Roanoke, Va.

Rated as the No. 23 prep school player in the nation by rivals.com following a season at Hargrave ... Originally signed with Tech as part of the 2004 class ... Played defensive end and tight end for Coach Jim Hickam at Northside ... Named first-team AA all-state by the Associated

Press and the VHSCA ... Posted 46 tackles and three sacks during his senior season ... Named the district's defensive player of the year ... Had 75 tackles as a junior and scored a touchdown in a game against Liberty ... Ranked the No. 29 player in the state by *The Roanoke Times* in 2004 ... Ranked No. 20 in Virginia by rivals100.com ... Ranked No. 26 in Virginia by *SuperPrep* ... Named an All-Atlantic Region selection as a tight end by *PrepStar* ... Took third place in the shot put at the Group AA state track & field meet as a junior ... Was named All-Timesland in both football and track by *The Roanoke Times*.

Personal: Brandon Tyrell Holland ... Born 4/1/86 in Roanoke, VA ... Son of Deanna and James Claytor.

Kenny JEFFERSON

Fullback • 5-10 • 230
DeMatha Catholic H.S. • Port Tobacco, Md.

Averaged nearly 11 yards per carry as a fullback for Coach Bill McGregor at DeMatha ... Also excelled on defense, posting 111 tackles and nine sacks as a linebacker ... Won the Charles Mann Good Samaritan Defensive Player of the Year Award ... Named first-team All-Met by *The Washington Post* as a linebacker ... Led team to a 10-1 record and a second straight WCAC title ... Team finished ranked among the top 25 in the nation by *USA Today* ... Rated the No. 9 fullback in the nation and the No. 12 player in Maryland by rivals.com ... Ranked the No. 11 player in the state of Maryland by scout.com ... Rated the No. 6 fullback in the nation by collegefootballnews.com ... Ranked the No. 16 player in the Mid-Atlantic region by *SuperPrep* ... Rated the No. 41 player in the Mid-Atlantic Coast by *Tom Lemming's Prep Football Report* ... Wrestled for three seasons.

Personal: Kenneth Neill Jefferson ... Born 7/9/87 in St. Petersburg, FL ... Son of Ken and Tania Jefferson.

Elan LEWIS

Tailback • 5-8 • 210
Phoebus H.S. • Hampton, Va.

Rushed for 2,323 yards and 35 touchdowns his senior season for Coach Bill Dee at Phoebus ... Rushed for 2,472 yards and a state-record 40 touchdowns as a junior, leading Phoebus to a Group AAA, Division 5 state title ... Finished with 7,156 career rushing yards, good for fourth-best in Virginia AAA history ... Broke former UVa running back Antwoine Womack's all-time Peninsula District rushing record ... A two-time Peninsula District Player of the Year ... Rushed for 100 or more yards in 37 consecutive games ... Rushed for 2,000 yards in the regular season twice, a feat no other Peninsula District back has accomplished ... Named to the Virginia All-Group AAA first-team all-state team by the Associated Press and the VHSCA as a running back ... Selected to the *Newport News Daily Press* All-Star Team ... The *Daily Press'* Offensive Player of the Year ... Ranked the No. 2 player in

the state by *The Roanoke Times* ... Participated in the U.S. Army All-American game in San Antonio ... Ranked the No. 12 running back in the nation and the No. 4 player in the state by rivals.com ... Rated the No. 41 player in the nation and the No. 5 player in the Mid-Atlantic Coast by *Tom Lemming's Prep Football Report* ... Ranked the No. 18 running back in the nation and the No. 2 player in the state of Virginia by *SuperPrep* ... Rated the No. 15 running back in the nation by collegefootballnews.com ... Ranked the No. 22 player on the East Hot 100 by scout.com ... Ranked the No. 18 running back in the nation and the No. 2 player in the state by scout.com ... Named an All-American by *Tom Lemming's Prep Football Report* and picked an All-American and an All-Atlantic Region selection by *PrepStar* ... Also named a postseason All-American by *SuperPrep*.

Personal: Elan Monte Lewis ... Born 5/7/86 in Hampton, VA ... Son Cheryl Scott and Richard Lewis.

Cam MARTIN

Safety • 6-1 • 180
George Washington H.S. • Martinsville, Va.

Named to the Virginia All-Group AAA first-team all-state team by The Associated Press as a defensive back ... Named to the AAA all-state second team as a defensive back by the VHSCA ... Had over 70 tackles and earned all-area honors for the second year in a row ... Also played quarterback for Coach Dan Newell, completing 39 of 90 passes for 759 yards and nine touchdowns as a senior ... Rushed for 683 yards and 10 TDs on 86 carries, a 7.9-yard average per carry ... Was picked team MVP after a 9-2 season and Valley District title ... Ranked the No. 13 player in the state by *The Roanoke Times* ... Ranked the No. 20 safety in the nation and the No. 11 player in the state by rivals.com ... Rated the No. 39 player in the Mid-Atlantic Coast by *Tom Lemming's Prep Football Report* ... Rated the No. 13 safety in the nation by collegefootballnews.com ... Ranked the No. 13 player in the state of Virginia by *SuperPrep* ... Ranked the No. 25 safety in the nation and the No. 13 player in the state by scout.com ... Ranked the No. 84 player on the East Hot 100 by scout.com ... Named to *PrepStar's* postseason All-Atlantic Region team as a defensive back.

Personal: Cameron Olin Martin ... Born 4/19/87 in Danville, VA ... Son of David and Denese Martin ... Brother, Orion, is a redshirt freshman on the Tech football squad.

Todd NOLEN

Wide Receiver • 6-3 • 175
Hampton H.S. • Hampton, Va.

Caught 53 passes for 1,370 yards and 16 touchdowns his final season for Coach Mike Smith at Hampton ... Had seven 100-yard games, including a 248-yard receiving night against Phoebus ... Scored a season-high four

touchdowns in Hampton's 700th victory, a 44-3 win over Kecoughtan ... Earned first-team all-state honors from both the Associated Press and the VHSCA ... Named to the *Newport News Daily Press* All-Star Team ... Won first-team all-state honors as a junior ... Ranked the No. 10 player in the state by *The Roanoke Times* ... Listed as the No. 9 player in the state by *SuperPrep* ... Rated the No. 24 wide receiver in the nation and the No. 5 player in the state by rivals.com ... Rated the No. 49 wide receiver in the nation by collegefootballnews.com ... Rated the No. 38 player in the Mid-Atlantic Coast by *Tom Lemming's Prep Football Report* ... Ranked the No. 66 player on the East Hot 100 and the No. 7 player in the state by scout.com ... Named to *PrepStar's* postseason All-Atlantic Region team.

Personal: Todd L. Nolen ... Born 11/21/85 ... Son of Linda Nolen.

Robert NORRIS

Offensive Lineman • 6-4 • 300
DeMatha Catholic H.S. • Cheltenham, Md.

Started at guard for two seasons for Coach Bill McGregor at DeMatha ... Helped team to a 10-1 record and spot in the nation's top 25 high school teams ... Graded out at 85 percent in his blocking assignments ... Play on defense occasionally on defense in short-yardage and goal-line situations ... Rated the No. 72 player in the Mid-Atlantic Coast by *Tom Lemming's Prep Football Report* ... Ranked the No. 17 player in the Mid-Atlantic region by *SuperPrep* ... Ranked the No. 18 player in the state of Maryland by scout.com ... Named to *PrepStar's* postseason All-Atlantic Region team.

Personal: Robert Lee Norris, Jr. ... Born 11/28/86 in Honolulu, HI ... Son of Sonya Norris.

Antonio NORTH

Offensive Lineman • 6-4 • 310
North Stafford H.S. • Stafford, Va.

A four-year starter at guard for Coach Eric Cooke at North Stafford ... Helped lead his team to a 13-1 record and the state title game ... Named to the Virginia All-Group AAA first-team all-state team by the Associated Press as a guard ... Named to the AAA all-state first team as an offensive guard by the VHSCA ... Named first-team All-Met by *The Washington Post* as an offensive lineman ... An all-Commonwealth District and all-Northwestern Region selection ... Saw some action on defense in short-yardage situations ... Ranked the No. 15 player in the state by *The Roanoke Times* ... Ranked the No. 23 offensive guard in the nation and the No. 13 player in the state by rivals.com ... Ranked the No. 58 offensive lineman in the nation and the No. 12 player in the state by scout.com ... Rated the No. 42 offensive lineman in the nation by collegefootballnews.com ... Ranked the No. 16 player in the state of Virginia by

SuperPrep ... Ranked the No. 79 player on the East Hot 100 by scout.com ... Rated the No. 47 player in the Mid-Atlantic Coast by *Tom Lemming's Prep Football Report*.

Personal: Antonio Djuan North ... Born 12/11/86 in Jacksonville, NC ... Son of Joseph and Mary North.

Dorian PORCH

Cornerback • 5-11 • 180
Gordon Central H.S. • Calhoun, Ga.

Totaled 48 tackles and six interceptions his senior year for Coach Bill Long at Gordon Central ... Also rushed for 825 yards and 10 touchdowns and threw for 930 yards and nine TDs ... Started three years in the secondary and two years at quarterback ... Helped team to an 8-2 record and a spot in the state playoffs for the first time since 1993 ... Rallied his team from a 24-0 halftime deficit to a 34-24 win during the season ... Named a first-team all-state AAAA performer by the *Atlanta Journal-Constitution* ... Was a two-time all-area honoree at defensive back ... Excelled in football, basketball and baseball ... Could be drafted in baseball ... Ranked the No. 46 cornerback in the nation and the No. 36 player in Georgia by rivals.com ... Ranked the No. 50 player in the state of Georgia by *SuperPrep* ... Listed as the No. 57 player in the state of Georgia by scout.com ... Rated the No. 81 player in the Southeast Region by *Tom Lemming's Prep Football Report* ... Named to *PrepStar's* postseason All-Southeast Region team ... Named to *PrepStar's* All-Southeast Region team as a defensive back.

Personal: Dorian Porch ... Born 3/16/87 in Calhoun, GA ... Son of Lynette Porch and Michael Gregory.

Sergio RENDER

Defensive Tackle • 6-4 • 290
Newnan H.S. • Newnan, Ga.

A two-way lineman for Coach Robert Herring at Newnan High ... Graded out at 85 percent in his blocking assignments and recorded over 100 pancake blocks the past two seasons ... A two-time all-area honoree ... Helped his team to a 12-2 record and place in the state playoffs his junior year ... Played in the Georgia North-South All-Star game ... Rated as the No. 7 center in the nation and the No. 27 player in Georgia by rivals.com ... Ranked the No. 67 offensive lineman in the nation and the No. 22 player in the state of Georgia by scout.com ... Ranked the No. 41 player in the state of Georgia by *SuperPrep* ... Rated the No. 91 player in the Southeast Region by *Tom Lemming's Prep Football Report* Named to *PrepStar's* postseason All-Southeast Region team ... Competed as a heavyweight on the school's weight lifting team ... Helped the school to a state title ... Was also a weight man on the track team.

Personal: Sergio Orlando Render ... Born 9/13/86 in LaGrange, GA ... Lives with his aunt and uncle, Kerri and Eric Geter.

Deveon SIMMONS

Linebacker • 6-0 • 221
Landstown H.S. • Virginia Beach, Va.

Led Landstown to the Virginia AAA Group 6 state championship, recording over 100 tackles, including 21 for loss and eight sacks ... Also played running back for Coach Chris Beatty, rushing for 474 yards and 13 touchdowns ... Selected the Defensive Player of the Year in the state's AAA grouping by the VHSCA ... Also named a first-team all-state linebacker by the coaches ... Voted to the Virginia All-Group AAA first-team all-state team by the Associated Press as a linebacker ... Named a first-team All-Tidewater selection by *The Norfolk Virginian-Pilot* ... First-team All-Tidewater and first-team all-state as a junior after compiling 142 tackles, including 32 behind the line ... A two-time Beach District Defensive Player of the Year ... Ranked the No. 4 player in the state by *The Roanoke Times* ... Ranked the No. 93 overall player and the No. 8 outside linebacker in the nation, as well as the No. 3 player in the state by rivals.com ... Ranked the No. 10 linebacker in the nation by *PrepStar* ... Rated the No. 110 player in the nation and the No. 17 linebacker by collegefootballnews.com ... Ranked the No. 23 linebacker in the nation and the No. 5 player in the state of Virginia by *SuperPrep* ... Ranked the No. 25 linebacker in the nation and the No. 5 player in the state by scout.com ... Rated the No. 175 player in the nation and the No. 20 player in the Mid-Atlantic Coast by *Tom Lemming's Prep Football Report* ... Ranked the No. 34 player on the East Hot 100 by scout.com ... Selected an All-American by *Tom Lemming's Prep Football Report* and *SuperPrep* ... Named to *PrepStar's* postseason Dream Team (top 100 in the nation), as well as an All-American and an All-Atlantic Region selection ... Also excelled in track and field.

Personal: Deveon Simmons ... Born 7/3/86 in Virginia Beach, VA ... Son of Sharon Simmons.

Demetrius TAYLOR

Linebacker • 6-1 • 220
Kellam H.S. • Virginia Beach, Va.

Averaged more than 10 tackles per game as a senior linebacker for Coach Chris DeWitt at Kellam ... Forced five fumbles, recovered two fumbles and intercepted a pass ... Also played tailback and rushed for 927 yards and 20 touchdowns ... Helped the team to an 8-2 record on the way to first-team All-Beach District honors as both a linebacker and running back ... Named to the Virginia All-Group AAA first-team all-state team by the Associated Press as a linebacker ... Named to the AAA all-state second team as a linebacker by the VHSCA ... Named a first-team All-Tidewater selection by *The Norfolk Virginian-Pilot* ... Ranked the No. 20 player in the state by *The Roanoke Times* ... Ranked the No. 38 inside linebacker in the nation and the No. 16 player in the state by rivals.com ... Ranked the No. 19 player in the state of Virginia by *SuperPrep* ... Ranked the

Continued

TAYLOR *Continued*

No. 20 player in the state by scout.com ... Rated the No. 40 player in the Mid-Atlantic Coast by *Tom Lemming's Prep Football Report* ... Named to *PrepStar's* postseason All-Atlantic Region team ... A sprinter on the track team.

Personal: Demetrius A. Taylor ... Born 11/22/86 in Jacksonville, FL ... Son of Demetrius and Charmaine Taylor.

Cordarrow THOMPSON

Defensive Tackle • 6-2 • 318
North Stafford H.S. • Stafford, Va.

Had over 100 tackles, including 43 for loss and nine sacks during his final season for Coach Eric Cooke at North Stafford ... Helped team to the Virginia AAA Group 5 title game ... Also had a strong junior year from his nose guard position, finishing with 64 tackles, including 16 for loss and five sacks, and two blocked field goals ... Scored two touchdowns as a fullback in goal-line situations ... Named the Defensive Player of the Year by *The Washington Post*, as well as first-team All-Met ... Named first-team all-state by both the Associated Press and the VHSCA ... Named the Defensive Player of the Year in both the Commonwealth District and the Northwestern Region Led his team to the Virginia AAA Group 5 championship game ... Ranked the No. 18 player in the state by *The Roanoke Times* ... Named to *PrepStar's* postseason All-Atlantic Region team.

Personal: Cordarrow Eugene Thompson ... Born 10/2/87 in Fairfax, VA ... Son of Eugene and Wanda Thompson.

Stephan VIRGIL

Cornerback • 5-11 • 165
Rocky Mount H.S. • Rocky Mount, N.C.

Played in a school-record 47 games during his career and was the only freshman to start for Rocky Mount ... Helped Coach B.W. Holt's team to an undefeated regular season and an appearance in the 4A state semifinals in 2004 ... Played on offense, defense and special teams ... Posted 31 career touchdowns — 14 rushing, 10 receiving, three on kickoff returns, two on interception returns and two on punt returns ... Had 13 career interceptions and 363 tackles ... Contributed 98 tackles with two sacks and four interceptions and also had 293 yards receiving, his senior season ... Tallied 900 yards (rushing and receiving) and 13 touchdowns as a junior ... Earned first-team all-state defensive honors after totaling 81 tackles, four interceptions and four fumble recoveries as a junior ... Ranked the No. 25 player in the state of North Carolina by *SuperPrep* ... Ranked the No. 30 high school player in the state of North Carolina by rivals100.com ... Ranked the No. 45 safety in the nation and the No. 29 player in the state of North Carolina by scout.com.

Personal: Stephan D. Virgil ... Born 4/3/87 in Rocky Mount, NC ... Son of Richard and Sandra Virgil.

William WALL

Defensive End • 6-3 • 255
H.D. Woodson H.S./Hargrave M.A. • Washington, D.C.

Committed to the Hokies out of high school and recommitted while at Hargrave, last season ... Ranked the No. 17 prep school player in the nation by rivals100.com ... Collected over 20 tackles and six sacks for Coach Robert Prunty at Hargrave ... Was ranked the No. 18 player in the Maryland/Washington D.C. area by rivals100.com following his senior season at Woodson, where he played for Coach Greg Fuller ... Finished the season with 63 tackles and 11 sacks ... Ranked the No. 26 defensive end in the nation by scout.com ... Named an All-American by *SuperPrep* ... Named an All-East Region selection as a defensive lineman by that publication ... Ranked No. 34 on the All Mid-Atlantic Team by *Tom Lemming's Prep Football Report* ... Ranked No. 31 in the Mid-Atlantic by *SuperPrep*.

Personal: William Anthony Wall ... Born 12/31/84 in Washington, DC ... Son of Kristy Wall and William Wall.

Ed WANG

Tight End • 6-5 • 260
Stone Bridge H.S. • Ashburn, Va.

Selected the Gatorade State Player of the Year ... A three-year starter for Coach Mickey Thompson at Stone Bridge ... Grabbed 30 passes as a tight end his senior season, helping the team to an 11-1 record ... Named to the Virginia All-Group AA second-team all-state team by the Associated Press as a tight end ... Named to the Virginia All-Group AA first-team all-state team by the VHSCA as a tight end ... Earned All-Dulles District honors as a tight end and a defensive end ... Ranked the No. 7 player in the state by *The Roanoke Times* ... Rated the No. 14 tight end in the nation and the No. 10 player in the state by rivals.com ... Ranked the No. 14 player in the state of Virginia by *SuperPrep* ... Ranked the No. 81 offensive lineman in the nation and the No. 18 player in the state by scout.com ... Rated the No. 26 tight end in the nation by collegefootballnews.com ... Ranked the No. 65 player on the East Hot 100 by scout.com ... Rated the No. 100 player in the Mid-Atlantic Coast by *Tom Lemming's Prep Football Report* as a defensive lineman ... Named to *PrepStar's* postseason All-Atlantic Region team.

Personal: Ed Wang ... Born 3/12/87 in Fairfax, VA ... Son of Robert and Nancy Wang ... His parents were both members of the Chinese Olympic team in the 1970s.

Sam WHEELER

Tight End • 6-3 • 240
Blacksburg H.S./Hargrave M.A. • Blacksburg, Va.

Originally committed to Tech as part of the 2004 class, but spent last year at Hargrave ... Listed as the No. 24 prep school player in the nation by rivals.com ... Saw action at linebacker, fullback and tight end while playing

for Coach Robert Prunty at Hargrave ... Lettered three seasons for Coach Dave Crist at Blacksburg, while playing running back, wide receiver, linebacker and tight end ... Also punted for the Bruins ... Rushed for over 300 yards his senior year and caught 14 passes for 293 yards and four touchdowns ... Also contributed 98 tackles on defense ... Caught three passes, including two for TDs, in a game against Northside ... Earned all-district honors three straight years ... Ranked the No. 33 player in the state by *The Roanoke Times* in 2004 ... Ranked No. 69 on the All Mid-Atlantic Team by *Tom Lemming's Prep Football Report* as a senior ... Named an All-Atlantic Region selection as a defensive lineman by *PrepStar* ... Earned all-district, region and state honors in basketball ... Pulled down 31 rebounds in a game against Patrick Henry as a senior ... Averaged 16.8 points and 8.7 rebounds a game.

Personal: Samuel Ryan Wheeler ... Born 5/27/86 in Bluefield, WV ... Son of Anthony and Linda Wheeler.

Ike WHITAKER

Quarterback • 6-4 • 200
Northwest H.S. • Germantown, Md.

A three-year starter for Coach Randy Trivers at Northwest ... Passed for nearly 5,000 yards and 56 scores in his career, leading his team to a 30-6 record ... Completed 157-of-262 passes his senior season for a school-record 2,586 yards and 28 touchdowns ... Threw just 10 interceptions ... Also ran for 432 yards and 10 scores his senior year ... Led his team to a 13-1 record and the Maryland 3A championship ... Hit 20 of 27 passes for 207 yards with a touchdown and an interception in the championship game ... Won the Art Monk Good Samaritan Offensive Player of the Year Award ... Named first-team All-Met by *The Washington Post* ... Named the Post's Offensive Player of the Year ... Selected to the first-team All-Montgomery 3A/2A/1A team ... Listed as the No. 3 dual-threat quarterback in the nation and the No. 3 player in the state of Maryland by rivals.com ... Ranked the No. 5 quarterback in the nation and the No. 4 player in the Mid-Atlantic region by *SuperPrep* ... Ranked the No. 8 quarterback in the nation by *PrepStar* ... Ranked the No. 16 quarterback in the nation and the No. 4 player in the state of Maryland by scout.com ... Rated the No. 14 quarterback in the nation by collegefootballnews.com ... Rated the No. 119 player in the nation and the No. 15 player in the Mid-Atlantic Coast by *Tom Lemming's Prep Football Report* ... Ranked the No. 47 player on the East Hot 100 by scout.com ... Listed an All-American by *Tom Lemming's Prep Football Report* ... Named a postseason All-American by *SuperPrep* ... A member of *PrepStar's* postseason Dream Team (top 100 in the nation), as well as an All-American and an All-Atlantic Region selection ... Named a preseason All-American by *SuperPrep* and *PrepStar* ... Played basketball and runs track.

Personal: Dewight Allan Whitaker ... Born 6/5/87 in Takoma Park, MD ... Son of Derrick Whitaker and Maria Thomas.

Walk-ons at Virginia Tech

It was Oct. 4, 2003 and the Hokies trailed Rutgers on the road, 7-0. Out of nowhere, Chris Shreve came up with touchdown receptions of 28 and 48 yards to give the Hokies a 14-7 lead en route to a 48-22 win.

After the game, Shreve was mobbed by reporters. This little-known receiver from Mouth of Wilson, Va., had become the latest walk-on to go from obscurity to hero.

Jarrett Ferguson was driving down Interstate 81 on April 21, 2002 when he got the most important phone call of his life. It was the Buffalo Bills, telling him they were going to draft him.

Several minutes later, the announcement was made on television that the Bills had taken the fullback in the seventh round of the 2002 NFL Draft, completing another chapter in the success story of Tech's football walk-on program.

The same can be said about the San Francisco 49ers selecting Virginia Tech defensive end John Engelberger in the second round of the 2000 NFL Draft.

Engelberger, who arrived in Blacksburg as a walk-on in 1995, was following in the footsteps of tight end John Burke, who graduated from Tech's walk-on program as a fourth-round draft pick of the New England Patriots in 1994.

Walk-on players are an important part of Virginia Tech football. With scholarship reductions, not all high school football players earn scholarships to compete in college. But that doesn't mean there isn't an opportunity for those individuals, especially at Virginia Tech, where walk-on athletes have a history of contributions.

The walk-ons at Virginia Tech are treated in the same first-class manner — with total respect — as the rest of the squad. Former walk-ons have eventually earned scholarships, earned starting positions, gained all-conference and All-America honors, and some eventually played pro football.

"The important thing for a walk-on, is to know he's

going to be given a chance," said Tech head coach Frank Beamer. "The way you track that is to look at programs around the country to see how many scholarships are given to walk-ons.

"We're one of the top two or three programs in the country in that category. So for a guy who's interested in walking on, there's not a better place than right here at Virginia Tech. We give people a chance and we treat them the same as everybody else."

Engelberger was a recruited walk-on, meaning he was invited to try out for the team. He arrived in Blacksburg in 1995 as a 6-foot-4, 210-pound tight end from Springfield, Va. He got into the weight room and transformed his body into that of a big-time college football player. After a redshirt year, he earned a scholarship for his tireless work ethic. Thanks to

endless hours of work on the practice field and in the weight room, Engelberger finished his career as one of the best defensive ends in Tech history. Over his career, he was named an Associated Press All-American, was an All-BIG EAST selection three times, and was one of the best players in the state of Virginia as a senior.

In 2001, he started 14 games at defensive end for the 49ers, who made the NFL Playoffs. In five years, he has started 58 games and played in 83. He has 148 total tackles and 17.5 sacks. Last year, he registered a career-high

44 stops and six sacks. He also contributed \$100,000 back to the Tech football program. He is expected to see plenty of playing time again this year.

"Coach [Frank] Beamer, the football program and Virginia Tech have been good to me," Engelberger said. "They gave me a chance to play football and a chance to get a great college education and my degree. This donation is my way of saying thank you to them."


Burke walked on in 1989 and eventually earned a starting position for the Hokies. He was a four-year letterman at Virginia Tech (1990-93) where he caught 21 passes for 303 yards and two touchdowns. He moved into the starting lineup in 1992 after lettering as a special teams player and backup tight end for two seasons. His longest reception was a 48-yard catch and run versus West Virginia in 1991.

Burke was drafted by the New England Patriots in 1994 and was a member of the Patriots' 1997 Super Bowl XXXI team. He also saw action with the New York Jets, San Diego Chargers and the Oakland Raiders.

Engelberger and Burke aren't the only Hokies to excel in the walk-on program. Tech had five walk-on players start or see playing time in the 1996 Orange Bowl against Nebraska. Along with Engelberger, end Danny Wheel, tackle Kerwin Hairston and linebacker Steve Tate each made at least six starts for Tech's defensive unit during the regular season. On offense, split end Michael Stuewe made his mark as one of the team's top receivers. All five of those former walk-ons earned scholarships and paid big dividends for Tech in the 1996 season.

None of these players would have lived their dream and reached their potential if Virginia Tech hadn't extended the opportunity they were seeking. Their eventual success has become a cherished part of the Hokie football tradition and heritage.

"Our walk-on program is so successful for two reasons," said



John Burke was a member of the Patriots' 1997 Super Bowl team.

John Ballein, the associate athletics director for football operations, who directs the program. "First, our coaches work at it. When they're out on the road, they're looking for players who can fit into our program. Secondly, we have a head coach in coach Beamer who is loyal to each player in this program."

Tech's walk-on program has provided countless young men a chance to play collegiate football and prove that the evaluation and recruiting process is far from flawless. It allows a young man to mature physically, improve his football skills, and contribute to the success of Virginia Tech football.

"No one really knows the difference between a walk-on and a scholarship player because each person is treated exactly the same," Ballein said. "Players know they have an opportunity to earn a scholarship and that they'll be in the best weight program in the country. Combine all those factors and you have the reason why Tech's walk-on program has been successful."

There are two types of walk-ons at Virginia Tech: the invited walk-on and the true walk-on. The invited walk-ons are players recruited by coaches to come into the Tech program. The true walk-ons are students already enrolled at Tech who try to earn a spot in the program. Tech has two workouts (one in the spring and one in the fall) for these players. From there, some are invited back to try and earn a spot on the team.

Hokie walk-ons not only get the chance to play in one of the best programs in the nation, they get a chance to play for one of the best coaches in college football, as well.

In 1998, *The Sporting News* listed the top coaches in terms of getting the most out of their talent year in and year out. Beamer was ranked No. 9 in



Senior Will Montgomery came to Tech as a walk-on.

Division I-A. While in the Big East, Beamer was rated first four times. *TSN* named Beamer the top coach in the ACC in its 2005 preseason edition.

In 1994, *TSN* surveyed newsmen across the country and then rated the coaches in the various conferences in a number of categories. Coach Beamer was voted "Best on Game Day," "Best Game Preparation," "Best Motivator," "Best Teacher," "Best in Big Games," and "Best Overall." Last year, Beamer was awarded the ACC's Coach of Year award after leading a young squad to a conference title and berth in the Sugar Bowl.

Two of the more recent success stories are Ferguson and Browning Wynn, who used up their eligibility and wrapped up their careers following the 2001 season. The duo both earned the program's first Elite Level of Performance distinction in 2000, based on tests in both strength and

performance. Ferguson repeated that feat in 2001, becoming the first to accomplish that.

An injury to Cullen Hawkins placed Ferguson into the starting lineup his freshman season. He started the final eight games and was third on the team in rushing and fifth in scoring. He started every game at fullback for the rest of his career, a streak of 44 games and was considered one of the best blocking fullbacks in the country.

Wynn earned All-BIG EAST second-team honors in 2002 at his tight end position and took the coveted IronMan Competition title. The tight end signed a free agent contract with the Indianapolis Colts just hours after the draft was completed.

Shreve made the team on his third try and made the most of his opportunity. The speedy wide receiver got his first start at Rutgers and responded with four catches for 93 yards and two

scores. He added another TD in the Insight Bowl and signed a free agent deal with the Green Bay Packers following the 2004 NFL Draft.

The same could be said about bruising fullback Doug Easlick, who started 25 consecutive games. He too signed a free agent deal, signing with the Miami Dolphins and ending up starting two games last year.

"I think our walk-on program is successful because we work at it," Beamer says. "We work at it in recruiting guys who will have a chance to be a player in our program. We evaluate them very carefully. We only have so many spots for walk-ons now and so it is very important that we get kids who have a chance to earn a scholarship.


"I've always liked walk-ons because a lot of them have something to prove and they work harder and they go right by some scholarship guys as far as playing time."

Looking at this year's roster, there are four former walk-ons who have already earned scholarships and that number could increase. Brandon Pace, Orion Martin, Jesse Allen, and Will Montgomery all came to Tech as walk-ons and have earned scholarships for their valuable contributions.

Montgomery started all 13 games a year ago and is projected to be the starting guard while Pace earned first-team All-ACC honors for a spectacular season. Martin earned his scholarship after just 15 spring practices and Allen earned his this past off-season after showing his dedication in the weight room and on the field.

The success of the Tech walk-on program continues to grow right along with the success of the football program. This year the Hokies will welcome another class of walk-ons who are each anxious to prove they could be the next Chris Shreve, Doug Easlick, Jarrett Ferguson or John Engelberger.

Student-Athlete SUPPORT



Jeff King epitomizes the student-athlete at Virginia Tech. The All-ACC tight end has already graduated with a degree in finance. King will be working on a graduate degree in health promotions during the season.

BUILDING THE MIND AND BODY

- Virginia Tech had 200 student-athletes named to the dean's list at least one semester during 2004-2005.
- Tech student-athletes participate in programs sponsored by the Virginia Tech Athletics Office of Student Life, based on the NCAA/CHAMPS Life Skills program. This is a well-rounded program for student-athletes to develop the individual skills necessary to lead successful and productive lives.
- Tech's strength and conditioning program is regarded as one of the best in the nation, and the outstanding facilities include more than 22,000 square-feet of strength and conditioning training space.
- Tech's Athletic Performance Staff includes a full-time sport psychologist and a sports nutritionist.



**2001
GATOR**

8th bowl of
12 in a row

Student Athlete Academic Support Services



Pictured with Coach Frank Beamer (center) are 16 members of the 2005 Virginia Tech football team who have either graduated or are on track to graduate this year. (front row, l to r): Jordan Trott, Will Montgomery, Cedric Humes, Darryl Tapp; (second row, l to r): Mike Imoh, Rashad Ferebee; (third row, l to r): Tim Sandidge, Jason Murphy, Reggie Butler, Jeff King, Justin Hamilton, James Anderson; (back row, l to r): Blake Warren, Jimmy Martin, Danny McGrath, Jonathan Lewis.

Providing the tools needed for success in the classroom

The success of Virginia Tech's football program rests largely on the academic progress of each student-athlete. The academic performance of Tech student-athletes has improved each year due in part to the Student Athlete Academic Support Services (SAASS).

The Virginia Tech graduation rate for student-athletes has risen significantly in recent years and is a school-best 74 percent for 2005. This marks the third time in the last four years that Virginia Tech's student-athlete graduation rate has been 70 percent or better.

The Virginia Tech football program has been an integral part of this recent academic success.

In the last two years, 29 of the 33 seniors had graduated by the team's bowl game. According to the American Football Coaches Association 2004 graduation rate, Tech has a 70 percent graduation rate as compared to the 59 percent national average. Tech has received honorable mention accolades for the AFCA Academic Achievement Award in two of the past four years.

In addition to posting impressive graduation figures, Virginia Tech's student-athletes continue to excel in the classroom. For the 2004 calendar year, 425 3.0 GPA's were earned by student-athletes, student trainers, student managers, cheerleaders

and HighTechs. These student-athletes and students from support areas were recognized at the Athletic Director's Honors Breakfast last spring.

Student-athletes are the most visible student component of a university. They entertain thousands of fans, students and alumni. Their athletic ability and achievement is the primary focus for national media attention. Athletic events bring back not only faithful alumni, but are a welcome mat for potential new students.

Student-athletes devote many hours to practice, conditioning and training that are not required of all students. Due to their

time commitment and their high visibility, it is an obligation and in the best interest of the university to supply these students with services which will allow them to maximize their academic potential.

The Virginia Tech Student Athlete Academic Support Services office is committed to providing fundamental and supplemental programming, consistent with University and NCAA policy, aimed at enhancing each student-athlete's educational experience.

Stakeholders of the office's mission include student-athletes and their families, the university community, coaches and athletics administrators. SAASS seeks to

develop relationships with its stakeholders that are founded on trust and respect, and provides the following services to accommodate their needs:

- University and NCAA information
- Orientation
- Academic assessment
- The development of an effective student life program
- Appropriate referrals
- Monitored study environments
- Tutorial programs
- State of the art technological learning assistance
- Student Athlete academic performance evaluations

The expectations of the Virginia Tech community are that each student-athlete achieves their maximum academic and athletic potential. With the proper assistance, facilities and encouragement, these potentials can become a reality.

SAASS provides programming for student-athletes from their freshman year through graduation. This includes a comprehensive orientation to Tech, study hall, mentoring, tutoring, academic monitoring, academic recognition and eligibility education. Additionally, student-athletes are referred to and encouraged to take advantage of other campus agencies charged with helping students in their academic pursuits.

In the 2005-06 academic year, the SAASS office will be moving to the West Side of Lane Stadium. Here, student-athletes will

have access to state-of-the-art technology, quiet study facilities, individualized tutorial rooms, and direct access to the SAASS staff. This complex will be a focal point for the Athletics Department, both aesthetically and pragmatically, and provide a centralized place for student athlete services.

The new facility features:

- More than 18,000 square feet of functional space
- 10 Staff Offices
- 18 Private Tutor Rooms
- State-Of-The-Art Classroom
- 45 Station Computer Lab
- Three Reading/Study Rooms
- Conference Room
- Reference Library

Together, these spaces provide the student-athlete with a variety of study environments conducive to their success. Athletes can use these facilities between classes, after practice or in the evenings, with flexible hours tailored to make the most of a student-athlete's limited time.

Chris Helms, in his seventh year at Tech, is the director and is responsible for the development and leadership of the Student Athlete Academic Support Services office.

Colin Howlett begins his ninth year with Virginia Tech and serves as an associate director in the SAASS office.

In addition to assisting the director in all facets of the program, Howlett oversees the advisement of football student-athletes with regard to satisfactory progress, eligibility and degree completion as set



Chris Helms

Director of Student Athlete Academic Support Services

Beginning his seventh year at Virginia Tech, Chris Helms is the director and is responsible for the development and leadership of the Student Athlete Academic Support Services office. Helms oversees an office comprised of an associate director, four assistant directors, a systems analyst, an intern, and a secretary forming a group of professionals serving the needs of all student-athletes.

In addition to his duties directing SAASS, Helms serves as a liaison between the academic and athletic communities and is an ad hoc member of the University Athletic Committee.

Helms came to Tech from Michigan State University, where he served as the assistant director of the Student Athlete Support Services office.

Prior to MSU, Helms served as the coordinator of academic affairs for the Florida State University football program. Some of his other experience includes academic advisement for student-athletes at Central Connecticut State University.

Helms earned his bachelor's degree in psychology at Wake Forest University and received his master's in athletic counseling from Springfield College.

A native of Frederick, Md., he and his wife, Renee, have a son, Walker, and a daughter, Meigs.

forth by the NCAA, ACC and Virginia Tech.

He also helps coordinate support services for the football program, including tutorial support, mentoring, organized study table and major and career counseling. In addition to these responsibilities, Howlett assists in the recruitment, academic evaluation and admissions of prospective student-athletes.

Howlett came to Tech from the University of Maine, where he served for a year and a half as an academic advisor for the athletic department.

Some of his other experience includes academic advisement for student-athletes at Austin Peay State University and the University of Southern Mississippi.

Howlett earned his bachelor's degree in business administration at Susquehanna University and received his master's in athletic administration from Southern Miss. A native of Allentown, Pa., he and his wife, Lisa, have two daughters, Natalie and Erika.

Katie Ammons is an assistant director who begins her seventh year and works with the men's and women's basketball, men's and



Student-athletes, trainers, managers, cheerleaders and HighTechs who achieved a GPA of at least 3.0 are honored at the Athletic Director's Honors Breakfast each year.

women's cross country and men's and women's track programs. Ammons is also in charge of the operation of the computer labs and other computing resources available for student-athletes. Ammons is a former standout Hokie student-athlete.

Sarah Collins, assistant director, begins her first year as a full time member of the SAASS staff. Collins has undergraduate and graduate degrees from Virginia Tech and has served as SAASS's intern for the past two academic years. She works alongside Howlett and is responsible for providing academic programming for the freshman football students. Collins is also in charge of coordinating SAASS's tutorial program.

Drew Scales begins his fourth year with Student Athlete Academic Support Services as an assistant director. Scales provides academic support for student-athletes in lacrosse, volleyball, men's and women's soccer and wrestling, in addition to overseeing the mentor program.

Jessica Hegr begins her first year with SAASS and will work with student-athletes from the sports of baseball, softball, men's and women's swimming, men's and women's tennis, as well as the managers, trainers, cheerleaders and HighTechs.

Terrie Repass begins her 31st year of service at Virginia Tech. She serves as the office secretary and "first contact" person for the SAASS. She is responsible for organizing special events and meetings for the office. Repass prepares all accounting, purchasing and travel transactions for the office.

STUDENT ATHLETE ACADEMIC SUPPORT SERVICES STAFF



Colin Howlett
Associate Director



Katie Ammons
Assistant Director



Sarah Collins
Assistant Director



Drew Scales
Assistant Director



Terrie Repass
Secretary



Colin Howlett works with Jeremy Gilchrist in the HEAT Lab in Cassell Coliseum.

COMPUTER SERVICES DEPARTMENT



Another example of Virginia Tech's commitment to providing its student-athletes with the best academic resources possible is the presence of the Computer Services department, under the direction of Brad Tilley (left) and Brandon Mason.

Because all Tech students are required to own computers, the Virginia Tech athletics department helps its scholarship athletes fulfill that requirement by providing them with state-of-the-art laptops equipped with the most recent software.

In addition to procuring laptops for the athletes, the office also addresses hardware and software needs for the student-athletes and the entire Virginia Tech athletics staff. Both Tilley and Mason are graduates of Virginia Tech.

Athletics Office of Student Life

Assisting in the development of the total person

The Virginia Tech Athletics Office of Student Life is committed to developing the total student-athlete. Director Megan Armbruster is dedicated to enhancing the quality of the student-athlete experience through programs the office administers. The programming implemented by the Virginia Tech Athletics Office of Student Life is modeled after the NCAA/CHAMPS Life Skills Program. The five components are Personal Development, Career Development, Academic Excellence, Athletic Excellence and Community Outreach.

Personal Development

Virginia Tech student-athletes obtain personal development education through workshops and mandatory speakers. Presentation topics include gambling, alcohol abuse, sexual violence and healthy relationships, media relations, and manners and etiquette dinners.

The Virginia Tech football team invites numerous speakers to present a variety of topics during fall two-a-day practices and meetings. Topics covered in these presentations include: appropriate campus and community conduct, media relations, sports psychology, drug and alcohol education, sports agent relations, gambling and healthy relationships.

Career Development

In close collaboration with the Virginia Tech Career Services Center, career development programs are designed specifically for student-athletes. Resumé design, career fair etiquette, mock interviews, interview attire and mini-career fairs are just a few examples of workshops hosted by the Athletics Office of Student Life. Student-athletes are encouraged to participate in on-campus interviewing and eRecruiting along with securing internships and co-ops during their college careers. In 2005, both Cintas Corporation and NVR Inc., hosted workshops providing student-athletes the opportunity to hear job search strategies directly from employers.

Academic Excellence

The Virginia Tech Athletics Office of Student Life is responsible for nominating student-athletes for academic honors and awards. Athletes are nominated for on-campus, Atlantic Coast Conference and national awards. This year, Jessica Morris, a member of the cross country team, was named the Virginia Tech Undergraduate Woman of the Year. Student-athletes with a 3.0 GPA are rewarded each




Megan Armbruster
Director of Student Life

Megan Armbruster is entering her third year at Virginia Tech as the Director of Student Life. Armbruster is responsible for coordinating new student-athlete orientation, Hokie career development, the "Hokies with Heart" community outreach programs, and serves as advisor for the Virginia Tech Student Athlete Advisory Committee. She also nominates student-athletes for academic honors and awards.

Armbruster serves on a variety of campus committees including the Sexual Violence Prevention Committee, S.A.I.L. (Student Achievement through Involvement and Leadership) Committee, Virginia Tech Orientation Planning Committee, and Hokie Hi Welcome Back Planning Committee. In 2004-2005 she was an instructor for the WING program First Year Seminar. This class is taught to first-year students living in a co-educational environment in the Slusher Hall WING learning community. Armbruster also co-taught the Transitions II class for junior and senior student-athletes who are preparing for the "real world."

Armbruster was honored by the United Way of Montgomery, Radford and Floyd for 'Exceptional Dedication.' She was also presented with an award from the Virginia Tech Women's Center in appreciation for her contributions to the Violence Against Women Act Grant.

Armbruster came to Tech from the University of Nebraska. At Nebraska, she served as assistant academic counselor at the Hewitt Academic Center for Student-Athletes for two years. She earned her bachelor's degree in community health education in 1998 and received her master's in educational administration in 2001, both from Nebraska.



Members of the Virginia Tech football team sign autographs while volunteering at a Special Olympics Regional Basketball Tournament at Cassell Coliseum.

semester by being honored on the Athletic Director's Honor Roll. The 2004 calendar year listed 315 student-athletes with this honor. Bob Ritchie, men's basketball, and Mallory Soldner, women's soccer, received the Skelton Award for Academic Excellence in Athletics. The award is given to one male and one female student-athlete who demonstrate leadership, outstanding academic excellence and community involvement. The recipients of the award receive a \$5,000 scholarship donated by Dr. Bill and Peggy Skelton.

Several athletes from the Virginia Tech football team have received various academic awards. Thirty-four Hokies made the Athletic Director's Honor Roll in 2004. Jared Mazzetta was named to the 2004 Virginia Tech All-Academic Team for attaining the highest GPA in 2004 on the football team. Bryan Randall, Jeff King and Brandon Pace were named to the 2004 All-ACC Academic Football Team. The National Football Foundation and College Hall of Fame named Randall to its 2004 National Scholar-Athlete Class. For this distinction, Randall will receive an \$18,000 post-graduate scholarship. The ACC recognized Randall by naming him as a Weaver-James-Corrigan Honorary Award winner.



Darryl Tapp (left) and Sean Glennon (right) hang out with a Special Olympics bowler during league play.

Athletic Excellence

The Virginia Tech Student Athlete Advisory Committee (SAAC) promotes effective communication between athletic administration and student-athletes. SAAC is comprised of two representatives from each sport. These representatives meet twice a month to discuss issues and concerns regarding their sports, department of athletics, ACC and NCAA legislation. The student-athletes encourage their teammates to get involved both on campus and in the community. Each year SAAC sponsors a canned food drive during the basketball season. The football team representatives are Cary Wade and Cory Price.

Community Outreach

The Athletics Office of Student Life community outreach program is "Hokies with Heart." Student-athletes are encouraged to volunteer throughout their college experience. In collaboration with the Virginia Tech Corp of Cadets and student leadership, the "Hokies with Heart" program works together with the Montgomery County Public Schools System to visit with local school kids about the importance of education and character development. In 2004, the student-athletes also volunteered with the Montgomery County Christmas Store, Virginia

Tech White Ribbon Campaign and Hokies United Tsunami Relief Campaign.

Each athletic team at Virginia Tech is encouraged to select one local charity on which to focus their philanthropic efforts throughout the year. The football team works with the United Way of Montgomery, Radford and Floyd. Football players have participated in a bowling league and summer camp programs with the NRV Agency for Persons with Mental Retardation and the Special Olympics Basketball Tournament. In 2004-2005, Hokie fans supported this partnership by purchasing orange "Team United" wrist bands. This year the Virginia Tech football team presented the United Way with a check for \$31,700.

Jessica Hood is entering her third year working in the Office of Student Life. She has been a graduate assistant for the



Jessica Hood

past two years and was recently promoted to coordinator of student life. Her responsibilities include implementing career development, service learning and co-advising the Student-Athlete Advisory Committee. Hood is a former Wake Forest volleyball player and holds a master's degree in higher education from Virginia Tech.



Justin Hamilton talks with children at a local daycare center where members of the team also read stories.

ATHLETIC PERFORMANCE

There's much more to athletic performance than weight training. Always striving to stay on the cutting edge, Virginia Tech has combined strength and conditioning with nutrition and sport psychology to the benefit of its student-athletes. At Tech, these areas are part of the student-athletes' preparation — not just for game day, but also for life after college. Virginia Tech tries to provide the best services, facilities and support staff for all of its student-athletes, to make them better athletes and better people.

Strength & Conditioning

One of the nation's top programs helps student-athletes get bigger, faster and stronger!

One of the most important aspects of a successful college football program is its strength and conditioning program. Before the lights ever come on, before the players run out of the tunnel for the first game and before the first touchdown is ever scored for a season, college football players work on getting themselves physically prepared for the rigors of a five-month season.

Thanks to the direction of Assistant Athletics Director for Athletic Performance Mike Gentry, the Virginia Tech strength and conditioning program is among the best in the nation, helping to make the football program one of the best as well.

One of the main support centers of Tech football is the strength and conditioning program. The results of hard work by the staff and the student-athletes have paid huge dividends as the Hokies have pushed their streak to 12 consecutive bowl game appearances.

The football team trains in the beautiful 17,000-square foot training center on the first level of the Merryman Athletic Center. The weight room facility features free-weight equipment, a full line of Hammer Strength equipment, 12 platforms and a 6,000-square foot state-of-the-art speed and agility room.

Tech also has the use of a 10-by-40-yard sand pit located outdoors and adjacent to the weight room. This pit is used for resistive running drills to improve speed. The Hokies also have the practice fields for use in running drills.

Tech football players used to train in the Jim "Bulldog" Haren Weight Room. Located in Jamerson Athletic Center, the 5,000-square foot weight room was officially dedicated in September 1985 to Haren, a former Hokie player and long-time supporter of the Virginia Tech Athletics Department. With the two facilities, the Hokies have more than 22,000-square feet of strength and conditioning training space.

The Tech football strength program centers around four major lifts. The bench press and squat are lifts for building all-around strength; the push jerk and power clean help players develop explosive power. Gentry's program also includes conditioning and speed development, which the players do in the speed and agility room, Rector Field House (Tech's indoor practice facility) and on the Hokies' excellent track facilities.

Each player has personal goals which he works to achieve. The team is broken down into four groups based on the positions that are relevant to the players' body size. The players work to progress from Maroon, Orange, Hokie, Iron Hokie and Super Iron Hokie status to the Elite Level.

The Elite Level of Performance was created to push the athletes to higher levels. This level is a predetermined performance test which measures achievement for the individual's position. It comprises four tests in strength (bench press, squat, push jerk and power clean) and five tests in performance (vertical jump, 40-yard time, 10-yard time, sit-reach test and 20-yard shuttle).



Marcus Vick executes a power lift using a Tendo unit to measure lift speed. This cutting-edge technology helps develop explosive quickness.

Assisting Gentry in the weight room this year are full-time assistant strength and conditioning coaches: Jay Johnson, director of strength and conditioning, Terry Mitchell, assistant director of strength and

conditioning, and Jamie Meyer coordinator for strength and conditioning.

Former Tech football player Mike Jackson is a graduate assistant for strength and conditioning.



Dr. Mike Gentry
 Assistant Athletics Director
 for Athletic Performance

Dr. Mike Gentry begins his 19th season as the Hokies' director of strength and conditioning. As assistant athletics director for athletic performance, his duties include overseeing the strength and conditioning training of athletes in all 21 varsity sports at Virginia Tech. He is directly involved in the training of the football and women's basketball teams and manages programs for nutrition.

Gentry was named the second-annual Samson Strength & Conditioning Coach of the Year in the March 2005 issue of *American Football Monthly*.

In May 2003, Gentry was honored by the Collegiate Strength and Conditioning Coaches when he was named a Master Strength and Conditioning Coach. Gentry is currently one of only 36 coaches in the country to have received the CSCC's highest award.

A native of Durham, N.C., Gentry received his bachelor's degree in physical education from Western Carolina University in 1979 and received his master's from the University of North Carolina at Chapel Hill in 1981. He received his doctorate in curriculum and instruction, with an emphasis in motor behavior, from Virginia Tech in 1999.

Gentry worked as an assistant strength coach at UNC and as the head strength coach at East Carolina University prior to coming to Virginia Tech in 1987.

In 1995 and 1996, Gentry was recognized by the National Strength and Conditioning Association as a finalist for the National Strength and Conditioning Professional of the Year. Gentry has a son, Roy Christopher, 15.



Mike Gentry was tabbed the national strength and conditioning coach of the year in the March, 2005 issue of American Football Monthly.

Coach Gentry's Philosophy

“Since 1987, our strength and conditioning program has developed a tradition. We have a team dedicated to training hard and striving for excellence. The younger student-athletes see the upperclassmen's intensity and it makes everyone want to train to be one's best. Our strength and conditioning program is designed to help our student-athletes build overall strength, power and stamina, while helping them develop self-discipline and realize their potential as athletes. We have a comprehensive program utilizing strength/power training, plyometrics, functional conditioning and flexibility training. Our goal is to become one of the most physical teams in the nation.”

STRENGTH & CONDITIONING RECORDS

Bold type indicates records set in Spring 2005 testing

POSITION	BENCH PRESS	BACK SQUAT	HANG CLEAN	POWER CLEAN	PUSH JERK	VERTICAL JUMP	40 YD TIME
Tight Ends	D. Carter 420 '99	B. Wynn 585 '00	J. Thompson 351 '99	J. Kinzer 360 '05	J. Kinzer 366 '05	J. Kinzer 37" '05	K. Willis 4.58 '01
Offensive Tackles	J. Redding 500 '99	B. Fyre 690 '05	C. Andreadis 405 '96	J. Martin 360 '03	C. Barry 386 '93	W. Flowers 36" '96	B. Frye 4.74 '04
Offensive Guards	W. Montgomery 455 '04	W. Boatwright 755 '91	C. Malone 390 '95	W. Montgomery 380 '04	C. Burnette 390 '04	T. Smith 33.5" '98	A. Lambo 4.75 '99
Centers	J. Grove 500 '03	T. Washington 680 '97	T. Washington 445 '97	W. Montgomery 390 '05	W. Montgomery 391 '05	J. Grove 35" '99	K. Short 4.81 '98
Quarterbacks	B. Randall 370 '03	B. Randall 575 '03	J. Druckenmiller 405 '96	D. Meyer 300 '98	B. Randall 331 '03	M. Vick 41.0" '00	M. Vick 4.25 '00
Fullbacks	J. Meyers 480 '03	J. Meyers 650 '03	J. Allen 380 '03	J. Allen 395 '05	W. Briggs 401 '01	J. Spence 40.0" '02	E. Jones 4.37 '86
Tailbacks	J. Jeffries 400 '90	W. Ward 620 '00	K. Oxendine 370 '97	J. Spence 321 '01	K. Oxendine 361 '97	K. Jones 41.5" '03	L. Suggs 4.27 '00
Wide Receivers	E. Royal 365 '05	E. Wilford 555 '03	S. Scales 365 '97	T. Parham 321 '02	E. Wilford 346 '03	E. Johnson 41" '01	A. Davis 4.29 '99
Defensive Tackles	W. Jackson 475 '96	P. Moronta 700 '88	W. Jackson 405 '95	C. Beasley 361 '99	C. Burnette 405 '05	C. Bradley 35.5" '98	C. Bradley 4.64 '98
Defensive Ends	A. Chamblee 475 '89	D. Tapp 660 '04	D. Wheel 410 '97	N. Adibi 366 '02	J. Engelberger 401 '99	C. Taliaferro 39" '86	C. Moore 4.38 '99
Inside Linebackers	J. Houseright 425 '01	R. Cockrell 670 '90	K. Gray 400 '94	B. Taylor 336 '01	R. Pendleton 361 '92	V. Robinson 40.5" '02	V. Robinson 4.46 '01
Whip Linebackers	J. Anderson 380 '03	T. Butler 550 '00	M. McClung 345 '93	B. Manning 316 '03	J. Anderson 356 '03	P. Summers 42" '98	M. Hinton 4.34 '04
Rovers	C. Bird 400 '00	C. Bird 575 '00	P. Prioleau 330 '97	C. Bird 341 '01	C. Bird 390 '00	P. Prioleau 43.5" '97	K. Burnell 4.21 '02
Cornerbacks	A. Banks 400 '96	R. Whitaker 555 '02	A. Banks 340 '96	L. Austin 316 '01	L. Austin 341 '00	L. Austin 42.5" '00	D. Hall 4.15 '03
Free Safeties	T. Gray 370 '96	W. Pile 515 '99	S. Rice 331 '89	J. Hamilton 295 '05	K. McCadam 316 '00	J. Hamilton 37.5" '05	D. Russell 4.23 '90
Specialists	C. Anders 400 '99	N. Schmitt 605 '04	N. Schmitt 331 '04	N. Schmitt 360 '05	N. Schmitt 360 '05	S. Graham 34" '99	V. Burns 4.35 '01

Elite Level Hokies

Will Montgomery • offensive lineman • 2005
 Brandon Frye • offensive lineman • 2005
 John Kinzer • fullback • 2005
 James Anderson • linebacker • 2004, 2005
 Cols Colas • defensive end • 2002
 Ernest Wilford • wide receiver • 2002
 Vegas Robinson • linebacker • 2002
 Josh Spence • fullback • 2002
 Larry Austin • defensive back • 2001
 Jarrett Ferguson • fullback • 2000, 2001
 Browning Wynn • tight end • 2000
 Matt Lehr • offensive lineman • 2000




Hard work in the weight room is a hallmark of Virginia Tech football. Stevie Ray Lloyd (above) gets encouragement as he attempts a heavy squat. Jimmy Williams (right) works on the bench press.

VIRGINIA TECH FOOTBALL ALL-TIME ELITE CLUB

Bold type indicates records set in Spring 2005 testing

BENCH PRESS	BACK SQUAT	POWER CLEAN	PUSH JERK	VERTICAL JUMP	40 YARD DASH
J. Grove 500 '03	W. Boatwright 755 '91	J. Allen 395 '05	C. Burnette 405 '05	P. Prioleau 43.5 '97	D. Hall 4.15 '03
J. Redding 500 '99	C. Burnette 700 '04	W. Montgomery 390 '05	W. Briggs 401 '01	L. Austin 42.5 '00	K. Burnell 4.21 '02
J. Meyers 480 '03	H. Moronta 700 '89	J. Grove 376 '00	J. Engelberger 401 '99	I. Charlton 42 '98	D. Russell 4.23 '90
A. Chamblee 475 '89	M. Lehr 700 '89	N. Adibi 366 '02	W. Montgomery 391 '05	P. Summers 42 '98	M. Vick 4.25 '00
M. Udinski 475 '82	A. Nelson 700 '02	C. Beasley 361 '99	C. Bird 390 '00	M. Malone 42 '05	L. Austin 4.26 '00
W. Jackson 475 '96	B. Frye 690 '05	J. Ferguson 360 '01	K. Short 387 '98	K. Jones 41.5 '03	L. Suggs 4.27 '00
K. Short 460 '99	N. Marshman 690 '05	D. Perez 360 '05	J. Baron 386 '95	J. Anderson 41.4 '04	T. Drakeford 4.28 '92
D. McGrath 460 '03	J. Redding 685 '99	J. Kinzer 360 '05	J. Petrovich 386 '93	A. Midget 41.5 '97	A. Davis 4.29 '99
W. Montgomery 460 '05	T. Washington 680 '97	N. Schmitt 360 '05	B. Smith 386 '84	G. Wilds 41.5 '02	K. Jones 4.3 '03
W. Briggs 450 '01	R. Cockrell 670 '88	J. Martin 360 '03	D. McMahon 386 '94	M. Vick 41 '00	B. Still 4.31 '94



Ryan Shuman (above) does a three-repetition squat max with 550 pounds during a spring workout. Virginia Tech has a great variety of strength and conditioning equipment (far left). Roland Minor (left) works in the sand pit.

Super Iron Hokies

Todd Grantham 1988
 Malcolm Blacken 1988
 Horatio Moronta 1989
 Myron Richardson 1989
 Karl Borden 1989,90
 David Hackbirth 1989
 Sean Lucas 1989
 Frank Mooney 1989,90
 Scott Rice 1990
 Marvin Arrington 1990
 Al Chamblee 1990
 Phil Bryant 1991
 William Boatwright 1991
 Jon Jeffries 1991
 Kirk Gray 1991
 Chris Peduzzi 1991,93,94
 Jim Pyne 1992,93
 P.J. Preston 1992,93
 Hank Coleman 1992,93
 John Burke 1992,93
 Joe Swarm 1992
 Vernon Dozier 1992
 George DelRicco 1992,93,94,95
 Rafael Williams 1992,94,95
 Jim Druckenmiller 1993,94,95,96
 Waverly Jackson 1994,95,96
 Keith Gray 1994
 Ken Oxendine 1995,96,97

Jim Baron 1995
 Danny Wheel 1995,96,97
 Antonio Banks 1995,96
 Myron Newsome 1996
 Cornelius White 1996
 Billy Conaty 1996
 Torrian Gray 1996
 Steve Tate 1996,97
 Brian Edmonds 1996
 Ryan Smith 1996,97,98
 Cory Bird 1996,97,98,99,00
 Gennaro DiNapoli 1997
 Corey Moore 1997,98,99
 Shawn Scales 1997
 Al Clark 1997
 Jason Buckland 1997
 John Engelberger 1997,99
 Brad Baylor 1997
 Todd Washington 1997
 Brian Welch 1997,98,99,01
 Wayne Briggs 1997,98,99,00,01
 Tyron Edmond 1998
 Josh Redding 1998,99
 Pierson Prioleau 1998
 Carl Bradley 1998,99
 Daniel Nihipali 1998,99
 Terrell Parham 1998,99,00,01
 Rick Wright 1998,99
 Jarrett Ferguson 1999,00,01

André Kendrick 1999
 Derrius Monroe 1999
 Matt Lehr 1999,00
 Browning Wynn 1999,00
 Shyrone Stith 1999
 Ricky Hall 1999
 Chad Beasley 1999
 Jake Houseright 1999
 Ike Charlton 1999
 Jake Grove 1999,00
 Mike Davis 1999,00
 Larry Austin 2000,01
 Tee Butler 2000
 Dave Meyer 2000
 Marvin Urquhart 2000,01
 Michael Vick 2000
 André Davis 2000
 Lee Suggs 2000,01,02
 Chris Buie 2000,01,03
 Ernest Wilford 2000,01,02,03
 Josh Spence 2000,01,02
 Anthony Nelson 2000,01,02
 Keith Burnell 2001,02
 Joe Wilson 2001,02
 Cols Colas 2001,02,03
 Vegas Robinson 2001,02,03
 Jason Lallis 2001
 Brandon Manning 2001,02,03,04
 Bryan Randall 2002,03

Doug Eastlick 2002,03
 Mikal Baaqee 2002,03,04
 Ken Keister 2002
 Kevin Jones 2003
 James Anderson 2002,03,04,05
 Richard Johnson 2002,03
 Brandon Gore 2003,04,05
 Will Montgomery 2003,04,05
 Jesse Allen 2003,04,05
 Chris Clifton 2003,04
 Justin Hamilton 2003,04,05
 Nathaniel Adibi 2003
 Darryl Tapp 2003,04
 Nic Schmitt 2003,04,05
 Jason Meyers 2003,04
 Travis Conway 2003,04
 John Kinzer 2003,04,05
 Chris Burnette 2004
 Jeff King 2004
 Omar Hashish 2004
 Nick Leeson 2004,05
 Brandon Frye 2005
 Duane Brown 2005
 John Candelas 2005
 Cedric Humes 2005
 Mike Imoh 2005
 Cory Gordon 2005
 D.J. Walton 2005

Helping student-athletes in all aspects of their lives

Virginia Tech offers another important service to all its student-athletes — sport psychology. Dr. Gary Bennett coordinates the sport psychology department, which offers psychological and performance enhancement services for student-athletes. Bennett also works closely with the Cook Counseling Center.

Bennett meets with student-athletes on an individual basis for personal counseling and to discuss the mental aspects of the game. He also works on team building, communication and performance enhancement.

Mike Gentry, assistant AD for athletic performance, says, "I've always felt that (sport psychology) was an important element. We want to be a holistic model of an athletics department, and we wanted to and needed to include sport psychology in that model."

"We try to address all the various factors that affect student-athletes' performance on and off the field," Bennett says. "We believe we can help athletes perform better by addressing those concerns."

The sport psychology department also offers an injury group to afford injured athletes the opportunity to meet with other injured athletes and talk about their recovery process.

Injured athletes may also meet individually with the sport psychologists if they do not feel comfortable in the group or cannot make the sessions. On average, the psychologists conduct 20 individual sessions per week and also meet weekly with teams as the need arises.

A new addition to the sport psychology resources is the Dynavision 2000, a unique conditioning and training program designed to increase focus and concentration, improve coordination and visuomotor reactions, and increase peripheral awareness. Virginia Tech

is privileged to be one of only a handful of schools with this cutting-edge technology.

The response to the sport psychology program has been very positive. The student-athletes are very receptive to the services offered by the doctors. The sport psychology office reaches out to athletes who may not have considered going to the counseling service that is offered to all students at Virginia Tech.

"It is a great resource for our coaches and our athletes," Gentry says. "We've improved a lot in areas of strength and conditioning, nutrition and in sport psychology. It's all about becoming a well-rounded athletic program and helping student-athletes. We want to give them all the resources we can, to put them in a position to be successful."



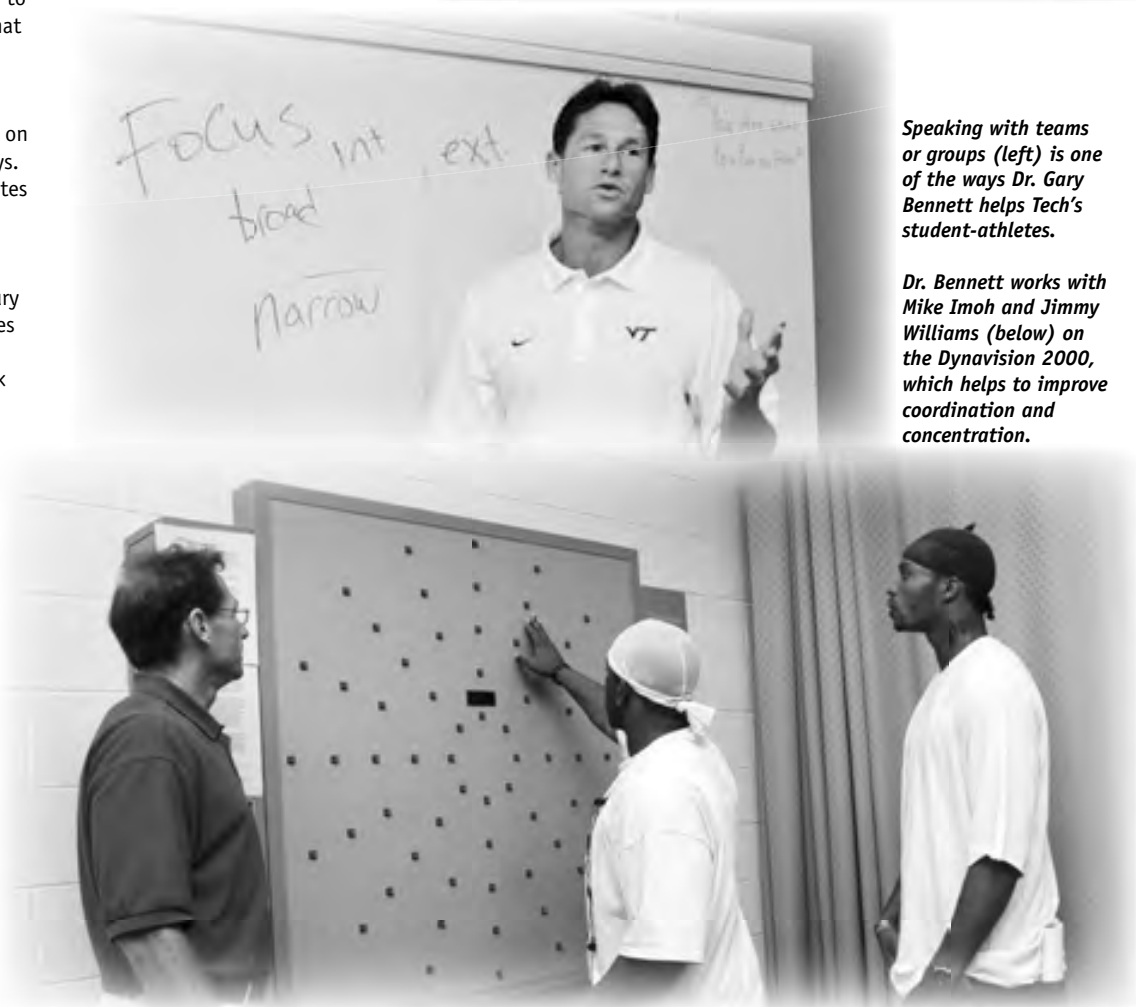
Dr. Gary Bennett
Sport Psychologist

Dr. Gary Bennett is in his sixth year as the sport psychologist for the Virginia Tech Athletics Department. The Lexington, Ky., native began working at Virginia Tech in 1995 at the Cook Counseling Center. In addition to seeing students in therapy, Bennett has taught and supervised pre-doctoral level interns.

In athletics, Bennett also serves on the substance abuse committee and the planning committee for the "Summit for Student-Athlete Success" events. The 46-year-old also does work with various teams in the area of performance enhancement.

Bennett received a B.A. in English from Centre (Ky.) College in 1981, where he played baseball. He was awarded a Master's in rehabilitation counseling from the University of Kentucky in 1988 and received a Ph.D. in counseling psychology from UK in 1995. Bennett is licensed as a clinical psychologist and has additional training in sport psychology.

Bennett lives in Blacksburg and enjoys playing golf and basketball, as well as hiking and skiing in his spare time.



Speaking with teams or groups (left) is one of the ways Dr. Gary Bennett helps Tech's student-athletes.

Dr. Bennett works with Mike Imoh and Jimmy Williams (below) on the Dynavision 2000, which helps to improve coordination and concentration.

ATHLETIC PERFORMANCE **Sports Nutrition**

Educating student-athletes about the best food choices

Eating healthy and choosing nutritious diets are important aspects of a Virginia Tech student-athlete's life, and that's why in July 2002, the athletics department implemented the sports nutrition program. Amy Freel serves as the director.

Freel works individually with student-athletes to provide them with information they need on their diet. She also provides individual players with diet counseling on issues such as gaining lean muscle mass, losing body fat, and eating choices to improve performance.

She also designs preseason menus, snacks and training table menus for the football team.

"It is extremely beneficial for our student-athletes to have nutrition education and counseling available to them in order for them to remain successful in their sports and outside of athletics," Freel said. "The individualized nutrition education allows me and the athletes to get very specific on their nutritional, personal and sport-specific goals."

The sports nutritionist works with the "Training Edge," a dining option for health-conscious students and athletes, to design menus for training tables and daily menu selections.

Also in July 2002, the Virginia Tech Athletics Department purchased the BOD POD body composition system. Tech is one of a handful of college athletic departments using this type of technology. The BOD POD is found in many professional training

facilities, such as the NFL and Major League Baseball. It accurately measures body composition (percent of body fat, lean muscle mass and fat mass) through air displacement within five minutes. Research has shown that an increase in lean muscle mass will increase athletic performance. The Sports Nutrition Program has helped countless Tech athletes maximize their athletic performance.



Amy Freel
Director of Sports Nutrition

Amy Freel enters her fourth year as the sports nutritionist in the Virginia Tech Athletics Department. Prior to serving as the nutritionist, she served as the coordinator of student life for a little more than two years.

In 2005, she was named the Young Dietician of the Year by the Virginia Dietetic Association for her work as the nutritionist in the Tech athletics department.

Freel, a native of Glen Ellyn, Ill., received her undergraduate degree in dietetics in 1996 from Ball State University in Muncie, Ind., while competing in gymnastics for four years. She became a registered dietitian in 1997 and earned her master's degree in dietetics from Ball State in 1998.

After graduation, Freel served as a clinical dietitian at the Lewis-Gale Medical Center for a year-and-a-half before coming to Tech in September of 1999. She became the full-time director of sports nutrition in July 2002.

Her husband, Mike, works for Virginia Tech Recreational Sports. The couple and their two children, Ben (4) and Matt (3), live in Christiansburg.



The BodPod (above) is a great tool for measuring body composition and maximizing potential. Amy Freel (left) talks with Brenden Hill and Cory Holt about food choices and serving sizes in her Merryman Center office.



Sports Medicine

Providing the Hokies with experienced, professional care

The Virginia Tech Sports Medicine Department is an ever-changing and developing unit that strives to provide the most current and comprehensive care to all student-athletes. The department is constantly evolving to incorporate new ideas and state-of-the-art resources for the betterment of student-athletes.

A professional staff — including primary care physicians who are Board certified in family medicine and sports medicine, orthopaedic surgeons, certified athletic trainers, physical therapists, chiropractors, massage therapists, sport psychologists, nutritionists and orthotists — is available to manage the health care of Tech athletes.

As part of the evolution, Tech recently completed its fourth full year in the 4,300-square-foot Eddie Ferrell Memorial Training Room. This area consolidated the training rooms that existed in the Merryman Center and Cassell Coliseum. The facility gives the training staff a centralized area to care for the needs of all Virginia Tech student-athletes. There is

top-of-the-line equipment and a unique style of architecture, developed by Glenn Reynolds, AIA and Larry Perry as the consulting engineer.

The Ferrell Training Room, which nearly doubles the size of the former Merryman Center facility, also allows the staff to utilize that room for physical therapy, chiropractic care and massage therapy. With its completion, Virginia Tech now has more than 10,000 square feet dedicated to sports medicine, placing Tech in the top five percent nationally. In addition, the \$10 million Merryman Center, a state-of-the-art facility that includes 2,400 square feet of medical space, supplements the new training room. This treatment room has numerous treatment modalities, including portable X-ray, electric stimulation, ultrasound, hot and cold packs and a lumbar/cervical traction unit. It also has offices for the staff, dozens of training tables, two cold tubs, whirlpools, an underwater treadmill, a Biodex System 3 and various



Dr. Delmas Bolin and Dr. Greg Tilley team up to assess performance issues related to Vince Hall's low back and spine prior to weight room testing.

other pieces of rehabilitation equipment. In addition, a training room has been constructed in Rector Field House to serve the football team when it practices indoors.

"We, as a staff, are very pleased with our facility and the opportunity for all of us to come together for the benefit of our athletes," said Mike Goforth, director of athletic training.



In the Eddie Ferrell Memorial Training Room, Dr. Marc Seigel reviews digital radiographic images with an injured athlete using one of the two new physician's work stations provided by a gift from the Charles Gordon, Jr., family.

The Virginia Tech Sports Medicine Department, in conjunction with the Via College of Osteopathic Medicine and other research departments at Tech, has also initiated several new research projects focusing on head injuries, ankle injuries and the treatment of low back conditions. The head injury study, titled B.I.E.R.S.T. (Brain Injury Evaluation in Real Time Sports Trauma), started two seasons ago and is an exciting new pilot study that evaluates the forces generated in helmets during real-time events in football. The project is headed by Dr. Gunnar Brolinson and Stephan Duma from mechanical engineering and has steadily gained the attention of both the medical and engineering communities.

The range of benefits athletes have access to include custom orthotics, custom mouth guards, specialized DonJoy prophylactic bracing and many other options to help prevent or protect them from injuries. The sports medicine staff also takes great pride in treating the athlete year-round. Special attention is paid to off-season activity. During this time, the staff will analyze past injury data from each participant and construct a preventative program that is followed over a nine-week period between the end of the season and the beginning of spring practice. This same procedure is followed during the summer.

"If our strength and conditioning is so important, and it is, then we owe it to our

athletes to provide them with the necessary resources to keep them actively participating," Goforth said. "We basically adopt the attitude that in the fall, our mission is to keep them participating on the field and during the other times of the year, it is our job to keep them participating in our strength and conditioning program."

Their programs consist of strengthening, stretching and most importantly movement pattern analysis and training to help prevent the re-occurrence of injuries.

"We value the off-season greatly within our department," Goforth said. "We have adopted the same mindset as our strength and conditioning staff and look at our off-season time as an opportunity to get our athletes better as opposed to time off for our staff."

Most of the off-season activity is based on programs that are designed to detect movement patterns that might lead to injury or could be causing a drop in performance.

A vital part of student-athletes services is the access to the Schiffert Student Health Center in McComas Hall. A health center and counseling services are available on one side of McComas Hall, while recreation sports and fitness programs are available on the other. The center also has a fully operational diagnostic laboratory, X-ray facilities and eight full-time physicians.

If physical therapy is needed, student-athletes can be seen by therapist Mark Piechoski in the Ferrell Training Room. Piechoski, who is a certified athletic trainer, physical therapist, and strength and conditioning specialist plays a large role in the overall program developed to return the injured athlete back to 100 percent. In addition, staff sport psychologist Gary Bennett is available to all student-athletes for personal and performance issues. Virginia Tech also has the services of Dr. Greg Tilley, team chiropractor. Tilley provides Tech athletes with specialized treatment for spine-related conditions and also plays a huge role in performance enhancement through various chiropractic techniques.

"For us as certified athletic trainers, to have the resources of folks like Mark Piechoski, Greg Tilley and Gary Bennett is a tremendous asset," Goforth said. "The knowledge and skill that they bring is invaluable."

"Our goal is to provide the same high level of health care that professional and Olympic athletes receive," Goforth continued. "Our usage of specialist care is modeled after

the NFL system and incorporates components of the Olympic Training Center in Colorado Springs."

Team orthopaedic surgeons Dr. Marc Siegel and Dr. Scott Urch bring a wealth of experience and skills to assist when athletes need orthopaedic surgery to repair certain types of sports-related injuries that occur from time to time.

Tech also maintains a special relationship with Montgomery Regional Hospital. Montgomery Regional Hospital is the choice for state-of-the-art equipment to perform surgeries, diagnostic imaging and processing of laboratory requests.

This year, the staff will consist of three graduate assistant athletic trainers who all have professional or collegiate experience —Nate Miller (Cleveland Browns), Dave Dietter (New Orleans Saints) and Richard Stewart (Baltimore Ravens).

Over the past 10 years, Virginia Tech has developed the reputation for producing top-level certified athletic trainers. Graduates are now employed in positions across the country at various levels of the profession.



Director of Athletic Training Mike Goforth (above right) and his knowledgeable staff have top-notch facilities and equipment for treating and rehabilitating injuries. Cedric Humes (left) exercises in the HydroTrack while recovering from a broken leg last year.

MEDICAL AND ATHLETIC TRAINING PERSONNEL



Mike Goforth
Director of Athletic Training

Mike Goforth is in his sixth year as the director of athletic training and seventh year on Tech's athletic training staff. Goforth came to Tech from the Hamilton Medical Center/Bradley Wellness Center in Dalton, Ga., where he was the director of wellness and sports medicine.

He has an extensive background in sports medicine, working at East Tennessee State University, Virginia Tech, William Fleming High School, Tusculum College, Greene County Sports Medicine/Industrial Cooperative and Pioneer Sports Medicine/Physical Therapy Clinic. He also has numerous opportunities to consult on program development throughout the country.

Goforth graduated from East Tennessee State University in 1991 with a bachelor's degree in physical education with a concentration in athletic training. He earned his master's in sport management from Virginia Tech in 1995 and is currently pursuing his doctorate in health education, also from Virginia Tech.



Gunnar Brolinson, D.O.
Team Physician

Dr. Gunnar Brolinson enters his fourth year as the Virginia Tech football team physician. Brolinson joined the program through an initiative between Tech athletics and the new Edward Via Virginia College of Osteopathic Medicine.

Prior to coming to Tech, Brolinson served as the Medical Director of the Primary Care Sports Medicine Fellowship at the Toledo Hospital and the Corporate Wellness Program for the ProMedica Health System. He also served as the team physician for the University of Toledo, the United States Ski Team and has acted as a volunteer physician for the United States Olympic Committee.

Brolinson graduated with an undergraduate degree in biology from the University of Missouri at Columbia and completed his medical training at the Kirksville College of Osteopathic Medicine.



Kevin Domboski
Assistant Athletic Trainer

Kevin Domboski is entering his second year as the assistant athletic trainer for football. Domboski was a graduate assistant for two years with Tech's Sports Medicine department working with football and lacrosse prior to being hired full time.

He has gained valuable experience while working three training camps with the Baltimore Ravens as a summer intern since 2000.

Domboski, a certified athletic trainer, graduated from Salisbury University in 2002 with a bachelor's degree in athletic training and physical education. He earned his master's in health promotions from Virginia Tech in 2003.

Domboski and his wife, Kathy, reside in Christiansburg. He enjoys spending his spare time outdoors and on the golf course.



Marc Siegel, M.D.
Orthopaedic Team Physician

Marc Siegel enters his 18th season as orthopaedic team physician for the Virginia Tech Department of Athletics. Siegel received his medical degree from the Medical College of Georgia and completed his residency at Tulane

University Medical School.

Siegel is actively involved in numerous professional organizations and has academic appointments at both Virginia Tech and the Edward Via Virginia College of Osteopathic Medicine.

In addition, Siegel is widely known for his orthopaedic knowledge and sports medicine skills as evidenced by the increasing numbers of high school, college and professional athletes that come to the New River Valley for his care.



Dr. Delmas Bolin
Team Physician



Dr. Michael Sampson
Team Physician



Dr. Scott Urch
Orthopaedic
Surgeon



Dr. Greg Tilley
Chiropractor



Dr. Lawrence Kyle
Dentist



Dr. Steve Jacobs
Optometrist



Keith Doolan
Athletic
Trainer



Jimmy Lawrence
Athletic
Trainer



Megan Rittler
Athletic
Trainer



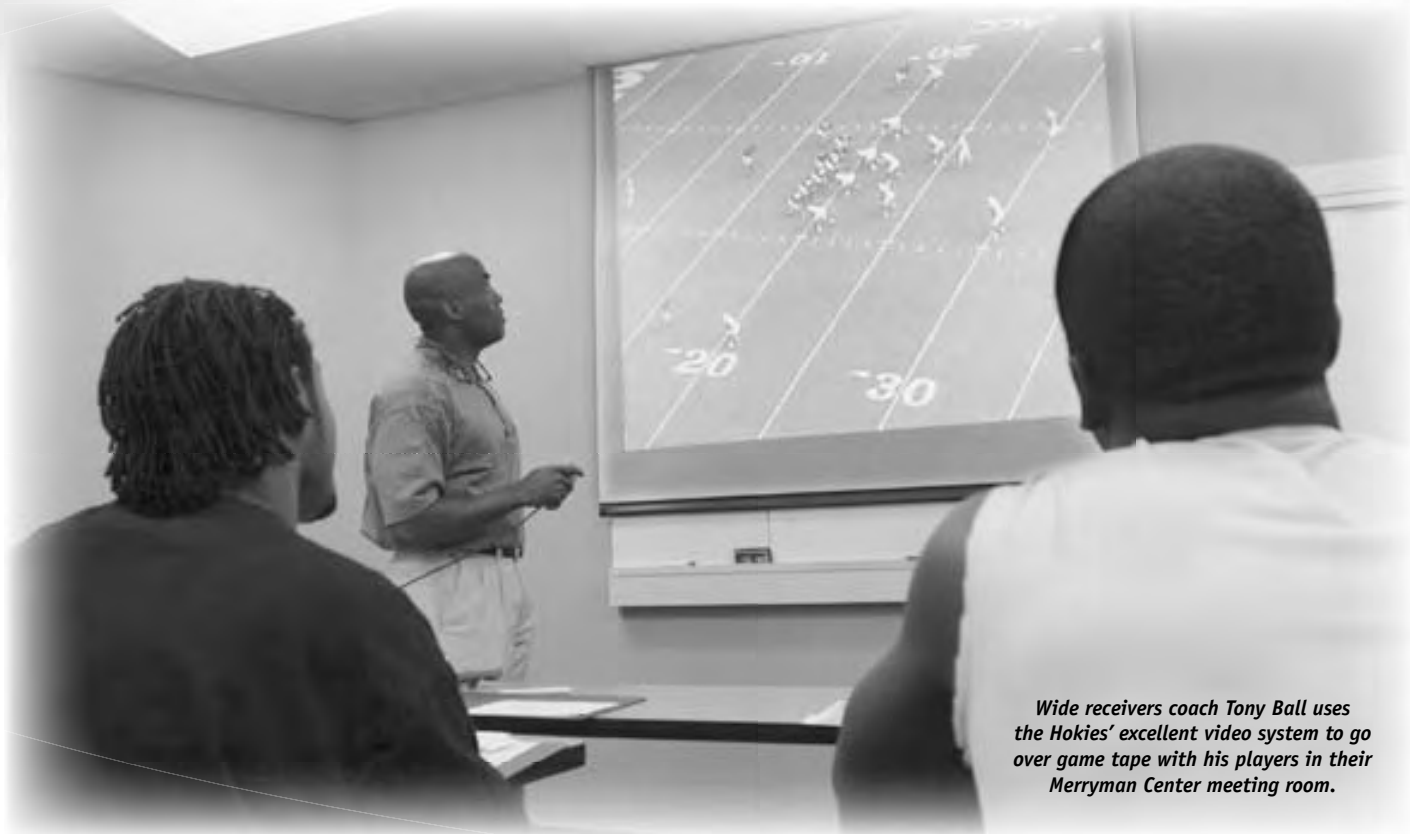
Mark Piechoski
Physical
Therapist



Aaron Gresham
Brace
Consultant

Videography

Giving players and coaches an edge in preparation



Wide receivers coach Tony Ball uses the Hokies' excellent video system to go over game tape with his players in their Merryman Center meeting room.

College football keeps getting more and more competitive, and each school is looking for something that will give it an advantage. While star athletes, weight training and practice make a big difference, Virginia Tech has something that puts it over the top — Pinnacle System 5.0.

The system is regarded as the best in the country. NFL teams use it. Many college teams wish they had it. Tech does.

The Tech video department, under the direction of Kevin Hicks, has one of the most state-of-the-art video systems in the country, and has expanded its operations to include all the equipment the team needs to be on the cutting edge of video study.

This state-of-the-art video equipment has prepared the Hokies for any possible scenario they may come across in any game. And it's not just available on game days. The equipment is available 24 hours a day, seven days a week and coaches and players can even use laptop computers to watch video while

they are away from the Merryman Center.

What makes this system so potent in terms of preparing a team for a game is convenience, convenience, and convenience.

Here's how the system works. Tape is gathered with video of opponents' games. Then, video coordinator Tom Booth, along with the graduate assistants, label each play in terms of down, distance, formation, protection, play result and 15 other factors.

This information matched alongside the video, is entered into the computer. Once this is done, the coaches and players can access any situation with a click of the mouse. With computers in all coaches' meeting rooms, they can instantaneously have video footage of any scenario that they can dream up of Tech opponents or even the Hokies themselves.

What has Virginia run on second downs when the ball is placed on the right hash mark? Click, click. How many times has N.C. State gone to the shotgun on second and long? Click, click. How

many pass plays has Miami run with an ACE backfield? Click, click. It's all available any time someone wants to view it.

The system gives the coaches an option block that they use to punch in these scenarios. After the coach chooses the situation, the video is queued up in a matter of seconds.

This new program is definitely preferred by the video staff. The old way consisted of taking the game film without the use of a personal computer and then cutting it up into different segments to make more films. This was an all-night job that lasted into the early hours of the next morning.



Kevin Hicks
Director of Video Operations

Kevin Hicks has wasted no time moving up the ranks in the Tech video office. After spending four years as a student intern, while pursuing his degree in communication studies from Tech, the Yorktown, Va., native was hired in May of 1998 as the assistant video coordinator. Within a year, Hicks moved up to head video coordinator. He is currently the director of video operations.

As director of video operations, Hicks has numerous duties. Supervising undergraduate students, helping coaches with video to prepare for upcoming games, producing highlight videos for each sport and running the video board at Lane Stadium are just a few of Hicks' responsibilities.

Born in Newport News, Va., in 1976, Hicks graduated from Tabb High in 1994. Hicks and his wife, Kristen, reside in Blacksburg. In his spare time, he enjoys playing volleyball and softball.



Players and fans alike enjoy the live action and instant replay on HokieVision.

The staff in the videography department takes pride in what they do for the football staff.

"We are a big part of the football team, in that we are there every day — taping practice, traveling with them on the road and attending every game," says Hicks. "Seven days a week we are here with football, so when they win you feel like you are a part of that."

"We feel like part of the team," Booth says. "Everyone helps out with the team to do their part. We help the coaches to see the things they need to see, especially when it comes to breaking down the opponents' tapes."

The update in technology not only means an improved program but also improved video-viewing options. Each of the individual position meeting rooms has a pull-down projection screen and a video projector connected to a computer to display scouting material, where players or coaches can access the footage any time they want it. The student videographers also tape every single practice, which can be viewed by the coaches at the click of a button. This helps the team prepare for games, and also gives the coaches access to plays they need.

"It's been a great tool," Tech defensive coordinator Bud Foster says. "Besides the quality and

convenience, it's right there at your fingertips. Players at this level have to realize that there is a lot more involved than just playing the game. The average person doesn't know all the preparation that's involved."

The equipment has been used the past couple years to help give Tech that extra edge, in both regular season and bowl games. An example of the program's presence came in the Hokies' bowl game against Auburn in last year's Sugar Bowl. In the days leading up to the game coaches were given laptops by the videography department that contained hours of Auburn video that the coaches could view at their convenience.

Each position had its own meeting room in the hotel with a laptop set up so the players could watch video of practice or Auburn 24 hours a day. Being able to transport game video with relative ease gives the Hokies an advantage, even on the road.

"The greatest teaching tool is the ability to show someone what they're doing, right or wrong," head coach Frank Beamer says. "With our video equipment, we can do that quickly. The ease with which we can do these things and the way we can put certain plays and scenarios together makes us more efficient in getting ready to play a game on Saturday."

While the practice video is great for players and coaches, fans are also reaping the benefits of the video department's hard work. HokieVision was added five seasons ago to the delight of fans.

Did you miss that acrobatic touchdown grab by Eddie Royal or that big hit Darryl Tapp just put on the opposing quarterback? Relax. Just look to the sky and you can receive instant gratification from the video scoreboard located in the north end zone of Lane Stadium.

The HokieVision crew uses five cameras to cover all of the action in Lane Stadium, along with four replay machines to help out with the operation of the video scoreboards. The videography department also has four editing stations that aid in editing and production of in-game entertainment. The video staff produces and directs the games from the control room in the Merryman Athletic Center. For the 2005 season, the control room has been completely revamped to coincide with the installation of a new 16:9 video board that will provide larger-than-life replays. The control room will be completely digital providing a better,

clearer and more reliable picture than ever before.

There has been nothing but positive reaction to the video boards that have been placed in both Lane Stadium and Cassell Coliseum. "People like seeing the replays, and people especially like the crowd shots. Fans love to see themselves on the board," Booth says.

The addition of the new equipment has produced the need for more staff. In addition to Hicks and Booth, Brian Walls also works full-time in the video department. There are also five undergraduate student assistants: Brian Davenport, Michael Russell, Megan Caliguri, Laura Prangley and Lauren Sensabaugh; and graduate assistants Eric Frey and Cameron Miller. Hicks will hire about eight to 10 other people on a game-by-game basis to work with the video board during football season.



Tom Booth
Video Coordinator



Brian Walls
Asst. Video Coordinator



Kevin Hicks and Tom Booth man the controls for Tech's HokieVision scoreboard.

Radio & TV Network

'From the blue waters of the Chesapeake Bay to the hills of Tennessee, the Virginia Tech Hokies are on the air!'

That familiar refrain — delivered by Bill Roth, the Voice of Virginia Tech football — opens every Tech sports broadcast and reflects the network's goal of reaching Hokie fans everywhere. So, whether they're sailing off Virginia's eastern shore, hiking in the Blue Ridge Mountains, or sitting in their homes anywhere throughout the Commonwealth, Tech fans know they're always within range of a Tech network radio station.

With a massive network of radio and television stations throughout the region, the Virginia Tech ISP Sports Network serves as the main communications link between Tech's football program and the Hokies' avid legion of fans.

In addition to game broadcasts, ISP Sports also produces *The Advance Auto Parts Hokie Hotline*, a two-hour radio talk show featuring Roth and Tech coach Frank Beamer every Monday night. *The Davenport Virginia Tech Sports Quiz*, a daily two-minute program, airs on radio stations every weekday from August through March. And the network's award-winning television magazine show, *Virginia Tech Sports Today*, presented by the University Bookstore and Volume II Bookstore, is seen every Sunday on

ISP Sports Gameday Broadcast Schedule

Davenport & Company College Football Digest The network's radio coverage begins 90 minutes prior to kickoff. The program features Tech Director of Athletics Jim Weaver and other guests who preview the day in college football.

Advance Auto Parts Hokies' Countdown The perfect tailgating companion, the *Hokies' Countdown* clock starts 60 minutes before kickoff with a complete preview of the game, interviews with Tech coach Frank Beamer and the opposing head coach, the *ACC Report* with Tony Luftman, late-breaking news, and features such as *Great Moments in Virginia Tech History* presented by the University Bookstore, *The Roth Report*, *Ford Inside Scoop*, and *ACC Traditions* presented by Virginia Farm Bureau Insurance.



Bill Roth



Mike Burnop

The Game Broadcast presented by the Virginia Lottery **TOUCHDOWN TECH!!** Bill Roth and Mike Burnop fill the airwaves with their unique blend of excitement and wit. The two have called every Tech football game since the 1988 season. Whether the Hokies are playing in Lane Stadium or on the road, you can always find Hokie fans by the thousands with their portable radios following the action through ISP Sports.

The Point After Perhaps the network's most popular show, the *Point After* is a fast-paced, 90-minute postgame show which features locker room interviews, score reports from around the country, game highlights, and listener telephone calls.

a network of TV stations and cable networks throughout Virginia and the southeastern United States.

Roth — a six-time winner of Virginia's Sportscaster of the Year Award — is in his 18th season as the Voice of Virginia Tech football and basketball. A native of Pittsburgh, Pa., Roth graduated from Syracuse University in 1987, earning a degree in broadcast journalism. He also won the distinguished Robert Costas Academic Scholarship in 1986.

During the off-seasons, Roth has worked for ESPN in a variety of roles, including calling play-by-play of NCAA lacrosse, baseball, basketball, kick boxing and field hockey.

Roth's cries of "TOUCHDOWN TECH!" have become a favorite

of Hokie fans of all ages and his accurate and exciting descriptions of Tech football and basketball have made him one of the most popular figures on the Tech athletic scene.

"If football coach Frank Beamer is the leader of the Hokie Nation, and assistant coach Bud Foster is the Minister of Defense, then some might call Roth Tech's Secretary of State. "He's very much a part of what we're all about here," Beamer said. "When you hear his voice, you immediately think Virginia Tech football," wrote Howard Wimmer of *The Roanoke Times*.

Former Virginia Tech tight end Mike Burnop is serving his 23rd season in the booth as the network analyst. Burnop, a star for the

Hokies in the early 1970s, was inducted into Virginia Tech's Hall of Fame in 2000.

In addition to his role as analyst, Burnop handles all postgame interviews from Tech's locker room. He's showed his versatility as a broadcaster by shining as the analyst on Tech's basketball broadcasts over the years.

Together, Roth and Burnop comprise one of college sports longest-running broadcasting teams, having described the action of every Tech football game since the 1988 season.

Tech radio broadcasts are available to fans anywhere in the world via Tech's official Web site (hokiesports.com). Again this year, several Tech games will be aired on Armed Forces Radio to U.S. Military personnel and their dependents throughout the world. In addition, Tech games can be heard on XM Satellite Radio.

Virginia Tech Sports Today, presented by the University Bookstore and Volume II Bookstore, can be seen every Sunday on an impressive list of television stations throughout the commonwealth. The 30-minute program, featuring Roth, Burnop, and Beamer is shown each week on WAVY-TV in Norfolk, WSLN-TV in Roanoke, WRIC-TV in Richmond, WCYB-WB in Bristol, WHSV-TV in Harrisonburg, WGPX-TV in Greensboro, N.C., WVVA-TV in Bluefield, W. Va., and Newschannel 8 in Washington, D.C. The show is also rebroadcast every Tuesday on Comcast SportsNet and every weekday on Cox Cable of Roanoke.

Virginia Tech ISP Sports Network 2005 Football Affiliates

Alexandria, Va.	WTEM	980	AM	Marion, Va.	WZVA	103.5	FM
Amherst, Va.	WZZI	97.7	FM	Martinsville, Va.	WMVA	1450	AM
Beckley, W. Va.	WKOY	100.9	FM	Norfolk, Va.	WNIS	790	AM
Bedford, Va.	WBVE	610	AM	Onley, Va.	WESR	103.3	FM
Blacksburg, Va.	WBRW	105.3	FM	Onley, Va.	WESR	1330	AM
Blackstone, Va.	WBBC	93.5	FM	Richlands, Va.	WGTH	540	AM
Bluefield, W. Va.	WKOY	100.9	FM	Richlands, Va.	WGTH	105.5	FM
Bristol, Va.	WFHG	92.7	FM	Richmond, Va.	WXGI	950	AM
Bristol, Va.	WFHG	980	AM	Roanoke, Va.	WVBE	610	AM
Charlottesville, Va.	WKAV	1400	AM	Roanoke, Va.	WBRW	105.3	FM
Clifton Forge, Va.	WXCF	1230	AM	Staunton, Va.	WTON	1240	AM
Clifton Forge, Va.	WXCF	103.9	FM	Tazewell, Va.	WKQY	100.1	FM
Fredericksburg, Va.	WGRQ	95.9	FM	Virginia Beach, Va.	WNIS	790	AM
Galax, Va.	WWWJ	1360	AM	Warsaw, Va.	WNNT	100.9	FM
Gate City, Va.	WGAT	1050	FM	Warsaw, Va.	WNNT	690	AM
Harrisonburg, Va.	WMXH	105.7	FM	Washington, D.C.	WTEM	980	AM
Lebanon, Va.	WLRV	1380	AM	White Stone, Va.	WNDJ	104.9	FM
Leesburg, Va.	WAGE	1200	AM	W. Sulphur Springs, W. Va.	WSLW	1310	AM
Lewisburg, W. Va.	WKCJ	103.1	FM	Winchester, Va.	WINC	1400	AM
Luray, Va.	WRAA	1330	AM	Wytheville, Va.	WXBX	95.3	FM
Lynchburg, Va.	WZZI	97.9	FM				

(as of June 1, 2005)

ISP Sports, a national leader in the collegiate sports marketing industry, is in its 10th year as the exclusive worldwide multi-media and advertising rights holder for Virginia Tech Athletics. In this partnership with the athletics program, ISP develops, produces and sells an extensive range of sports marketing opportunities for Tech, including radio play-by-play and call-in shows, television coaches shows and live events, Lane Stadium and Cassell Coliseum venue signage and print and Internet advertising.

The partnership between ISP Sports and Virginia Tech Athletics is ongoing. In November 2002, the two sides reached an agreement to extend their relationship through April 2006.

"ISP Sports is excited and pleased to extend our relationship with Virginia Tech and an athletics program that is the equal of any in America," said Ben Sutton, president and CEO of ISP Sports. "We have enjoyed an excellent relationship with the university in the past and are confident that our partnership will continue to grow stronger in the future."

ISP, which is based in Winston-Salem, N.C., was founded in 1992 by Sutton.

During its very successful partnership with Virginia Tech, ISP Sports has developed the Virginia Tech ISP Sports Network into the largest collegiate sports radio network in Virginia. Broadcast

coverage includes the commonwealth of Virginia, as well as portions of Maryland, North Carolina, Tennessee, Kentucky and West Virginia.

In addition to the live network broadcasts, ISP produces *The Hokie Hotline*, a live weekly 90-minute call-in show featuring Tech head coach Frank Beamer and his staff during their season. ISP also keeps Hokie fans involved throughout the year with daily reports that air statewide from August through March.

ISP Sports is presently the exclusive rights holder for:

Alabama-Birmingham
Auburn
Baylor
Boston College
California
UCLA
Central Florida
Cincinnati
Georgia
Georgia Tech
Houston
Marshall
Ohio
Pittsburgh
Southern Mississippi
Syracuse
Tulane
Vanderbilt
Villanova
Virginia Tech
Wake Forest

Additionally ISP is a joint venture partner with Learfield Communications as the multi-media rights holder for the athletic programs at:

Alabama
Clemson
Miami
South Carolina

ISP's television coverage of Tech Athletics is centered around *Virginia Tech Sports Today*, a weekly magazine show aired on a network of affiliates throughout the region, including Comcast SportsNet. The 30-minute show features an action-packed, magazine-style format, and with its superior production, animation and videography, has the look and feel of a national sports telecast. *Virginia Tech Sports Today* airs from mid-August until mid-March.

Other advertising and marketing opportunities represented by ISP Sports include the state-of-the-art videoscreens ("HokieVision") in both Lane Stadium and Cassell Coliseum. Pregame hospitality events during football season are another very popular item managed by ISP Sports.

The company also provides a wide variety of sponsorship opportunities for Tech supporters at every level with print advertising in the football and basketball game programs and the official athletics newspaper (*hokiesports the newspaper*).



Josh Bullock, Mike Wolfert, Rick Barakat, Bill Roth, Adam Raak and Mike Burnop.

ISP Sports — Virginia Tech Staff

- Mike Wolfert is in his sixth year with ISP, serving as vice president and general manager for the company's Virginia Tech property. His duties include sponsorship sales and development, office management and serving as the primary liaison with the Tech Athletics Department administration. Wolfert is a graduate of Indiana University and holds a master's in sports administration from Ohio University.
- Rick Barakat is in his second year as an associate general manager with the Virginia Tech staff. In that role, he assists in all administrative, sales and management duties involving the Hokies. Barakat has built a solid background in sports marketing with established companies such as Raycom Sports, ACC Properties and GMR Marketing in Charlotte. He is a 1996 North Carolina graduate and holds a master's in sports management from Georgia.
- Josh Bullock is in his second year year with the Virginia Tech staff, having accepted his position as an associate general manager in April of 2004. He came to Blacksburg after a very successful three-year tenure as an account executive for Clear Channel Communications in Cincinnati. Prior to that time, he served as an athletic relations coordinator and recruiting assistant in the University of Kentucky football program. Bullock is a graduate of UK with a degree in sport management.
- Adam Raak joined ISP in June 2004 and is now an assistant general manager with the Blacksburg staff. He holds a degree in marketing from Michigan State and a master's in athletic administration from Indiana University. Raak has also worked for Reebok, where he was a marketing representative in Chicago.
- Chris Ferris, a 14-year veteran of the ISP staff, currently serves as vice president of radio operations. His responsibilities include supervision of all programming and syndication of the ISP Sports radio networks. Ferris is a 1987 graduate of the University of North Carolina.
- Jamie Frye is in her ninth year as the radio and television network manager of ISP. Her duties include affiliate relations for the nearly 300 radio and television stations which make up the ISP Sports Networks. Frye is a graduate of UNC Greensboro.
- Taylor Durham has a vital responsibility with the Virginia Tech ISP Radio Network as recruitment manager for all Hokie affiliates. The Elon College graduate joined ISP five years ago and has been a positive factor by bringing new stations into the ISP fold.

Virginia Tech Sports Today Affiliates

WAVY-TV	Norfolk, Va.	Ch. 10	Sundays 10 a.m.
WGXP-TV	Greensboro, N.C.	Ch. 16	Sundays 2 p.m.
WRIC-TV	Richmond, Va.	Ch. 8	Sundays 1 p.m.
WSLS-TV	Roanoke, Va.	Ch. 10	Sundays 10 a.m.
WCYB-TV	Bristol, Va.	Ch. 4	Sundays 9:30 a.m.
WHSV-TV	Harrisonburg, Va.	Ch. 3	Sundays 11:35 p.m.
WVVA-TV	Bluefield, W. Va.	Ch. 6	Sundays Noon
News8	Washington, D.C.	Ch. 8	Sundays 10 a.m.
ComCast SportsNet		(cable)	Tuesdays 2:30 p.m.

(as of June 1, 2005)

hokiesports.com

The official source for information on Virginia Tech sports

Regardless of where they are, Virginia Tech sports fans have the luxury of getting up-to-date information on their favorite Tech sports or athletes on a daily basis. hokiesports.com is every Tech fan's source for fast, accurate and official coverage of all Hokie sports teams and events.

hokiesports.com is the lead site of six official Virginia Tech athletics auxiliary sites. These include hokiephotos.com, hokietv.com, hokietickets.com, hokiepages.com and hokieshop.com. There is also a direct link to the popular on-line version of *hokiesports the newspaper*.

hokiephotos.com allows fan to purchase select athletics department photos of some of the most memorable athletes and

moments in Virginia Tech history. hokietv.com provides streaming video clips that are exclusive to the site. Coach and player interviews and video coverage of events that are one-of-a-kind are available. hokietv.com broadcasts the weekly Hokie Hotline radio show, football media conferences and postgame interviews in the live streaming format for the 2005 season.

hokietickets.com contains links and updates about tickets for Hokie athletics events, while the popular hokiepages.com provides the user with great wallpapers to add to their computers, extra photo scrapbooks, on-line greeting cards and many new features which change every day.

On the main site, hokiesports.com, one can find

an array of information on Tech athletics. Through the efforts of the sports information department, pregame releases, game stories and individual features, as well as up-to-date statistics and results for all 21 athletic teams are posted, providing the fastest, most complete source for Hokie news on the Web. Other offerings include individual home pages for each Virginia Tech sport. Breaking news and archived releases can be found, along with media guides containing player and coaching staff profiles, schedules, records, historical information and other pertinent facts for every sport.

Also, accessible on every sport's home page are the rosters, with links to player bios, schedules and results, as well as conference standings. With fast "live stats," fans can view home football, men's and women's basketball, baseball, softball, men's and women's tennis, volleyball and wrestling stats as they happen via the Web.

The in-house site was launched on Nov. 29, 1999.

Since August 2003, hokiesports.com has averaged more than one million unique visitors per year.

The site is managed and designed by Damian Salas, webmaster. Student interns and workers assist with the site.



Damian Salas

hokiesports the newspaper

In-house publication provides in-depth coverage

Tech enjoyed its first season in the ACC and one entity brought fans coverage of all 21 sports every step of the way during the Hokies' inaugural season in their new home — *hokiesports the newspaper*.

But then, the newspaper has been doing this for Tech fans for more than 20 years. Formerly *The Hokie Huddler*, the idea of a newspaper came about in 1984 when then director of athletics and football coach Bill Dooley wanted an in-house publication devoted to coverage of all of Tech's sports, primarily football. Since then, the newspaper has undergone numerous changes, including a name change and a move to the Internet. But providing accurate, timely and quality information remains the constant for the newspaper staff.

Today, there are more than 7,500 devoted subscribers to the print version, and almost 200 registered for the on-line version of the paper, which became available to Hokie fans in the fall of 2000. *hokiesports the newspaper* is a colorful publication that is printed

33 times per year (weekly during football and basketball seasons and bi-monthly during the spring). The newspaper consists of the ever-popular "Insider" section, which is a page of short blurbs of interesting "inside" information — things one won't get anywhere else. With *hokiesports the newspaper* being owned by the athletics department, it allows the staff to be closer to coaches and players to get that inside information. Most sports publications of this kind are independent of their school's athletics departments.

The up-to-date news provided in the paper is primarily on football, men's and women's basketball and baseball. Fans can get the depth chart (during the football season), features on players and former athletes (the "Where are They Now?" section), statistics and standings, notes and quotes and recruiting profiles on football, men's and women's basketball recruits, along with information about other sports recruits as well.

Jimmy Robertson, a 1994 graduate of Roanoke College, serves as the editor of the publication. Robertson has been the editor for nine years and has won four national awards, including two in 2004 when his feature on former Tech tailback Kevin Jones was voted the "Best Football Feature" by the College Sports Publisher's Association and his story on international student-athletes was voted the "Best Olympic Sports Feature" by CSPA.

Matt Spiers, a native of Richmond and a 2000 graduate of Virginia Tech, has been the assistant editor since 2000 and handles the layout and design of the publication, while also covering women's basketball and writing features. Veteran photographer David Knachel, who began working on the paper in 1985, takes all the photos and designs the cover for each issue. Bill Roth, the Voice of the Hokies, is a weekly guest columnist.

For the printed version of *hokiesports the newspaper*, a one-year subscription costs \$37.95, while a two-year subscription costs \$69.95. For an additional \$12 per year, fans who subscribe to the print version can access the on-line version. Or, for \$25 annually, fans who don't subscribe to the print version can view the entire newspaper via the Internet. Also, newspapers are available on newsstands at certain convenience stores through the Blacksburg-Christiansburg area. For additional subscription information, call the *hokiesports the newspaper* office at (540) 231-3908, or visit the Web site at www.hokiesports.com.



Jimmy Robertson



Matt Spiers

Virginia Tech Athletic Fund

Hokie Club works to keep Tech's momentum building

The inaugural season in the ACC was the best ever for the Virginia Tech Athletic Fund as donors contributed \$20 million in support of the athletics program. The Hokie Club is charged with raising funds to support the scholarship, capital and programmatic needs of the Athletics Department.

"Virginia Tech's high national profile in football continues to motivate our fans in their support of the program. They are proud that their football team has been to bowl games in each of the last 12 years, including four BCS games. Our move to the ACC has generated additional excitement and, as a result, additional support," said Lu Merritt, who has served as director of the Athletic Fund since 1994.

Donors make gifts in outright forms such as cash and real estate, or through planned or deferred gifts such as a will or retirement plan.

The Athletic Fund is proud of its staff and its volunteers who help ensure that 65 Hokie Clubs throughout the region continue their active efforts to support and promote athletics at Virginia Tech.

John Clary of Lawrenceville, Va., is the current president of the Athletic Fund and Renny Lynch of Roanoke, Va., is the vice president.

www.hokieclub.com

The Hokie Club's own Web page with Hokie Club information

Phone (540) 231-6618 • Fax (540) 231-3260



The Hokie Club staff: (l-r) Nancy Gabbard, Brandy Bratton, Terry Bolt, Sharon Linkous, John Moody, Brian Thornburg, Jane Broadwater, David Everett, Diana Fain, Scott Davis, Dana Partin and Lu Merritt (not pictured is Vicky Moore).

The Monogram Club

Staying connected with former teammates and coaches

Virginia Tech's student-athletes hold a special place at the university, even after their playing days are over. That is why the Tech Athletics Department created the Virginia Tech Monogram Club, an organization that caters to former athletes, trainers and managers.

Current athletics director Jim Weaver resurrected the Monogram Club in 1998 and has added several advantages for former athletes. He hired former track and field coach Russ Whitenack in 2001 and Whitenack has guided the Club to new prominence. Under his leadership, the Club has begun serving as the host for tailgates prior to every home

football game and bowl game. During the weekend of the Spring Game, the Monogram Club holds a golf tournament and several socials for members and their families. Whitenack also organizes many team and sport reunions as part of his role.



Russ Whitenack

Club members also receive several other benefits. Each member receives a complimentary subscription to *hokiesports* the

newspaper. Additionally, the Monogram Club receives an allotment of 100 tickets for each home football game that they can sell on a first-come, first-serve basis. For many games, Club members are the only people who can buy individual game tickets.

Just recently, the Monogram Club finished work on a new website for its members, www.virginiatechmonogramclub.com. This site offers several new features such as selling tickets, signing up for tailgates and reunions, or searching for the addresses of former teammates, among other things.

These added perks have naturally translated into larger membership numbers for the Club. However, Whitenack wants to see those numbers continue to grow, particularly among recent graduates. A one-year membership costs \$40. A five-year membership costs \$160, and a lifetime membership costs \$800.

So if you are a former Hokie athlete, trainer or manager, contact Whitenack to join the Monogram Club at 540-231-9156 or rwhitenack@vt.edu. It is one of the best values in Tech athletics, and it is the department's way to keep saying thank you for your service to the university.

NCAA Rules Compliance

Virginia Tech athletics — winning the right way!

INFORMATION FOR PROSPECTS AND THEIR PARENTS:

Compliance with NCAA rules is a never-ending process that requires diligence on the part of both the Department of Athletics and Virginia Tech as a whole. Below is a brief summary of the basic issues that you may be faced with as a prospective student-athlete.

1. For NCAA rules purposes, you become a prospective student-athlete once you have started classes for the ninth grade.
2. A “representative of an institution’s athletics interests” (commonly referred to as a booster) is defined by the NCAA as anyone who:
 - Is now, or previously has been, a member of any organization promoting the institution’s intercollegiate athletics program;
 - Has made a financial contribution to the athletics program or an athletics booster organization;
 - Has helped arrange any employment for a student-athlete;
 - Has been involved, in any way, in the promotion of the athletics program.
3. Please be aware that any former Virginia Tech student or former or current member of the Hokie Club is automatically considered a representative of Virginia Tech’s athletics interests (booster). According to NCAA rules, once an individual is identified as a booster, he/she retains that status forever.
4. A booster may not solicit your enrollment in any manner (no phone calls, letters or in-person encounters).
5. It is not permissible for you (or your family) to receive any benefit, inducement or arrangement such as cash, clothing, cars, improper expenses, transportation, gifts or loans to encourage you to sign a National Letter of Intent or to attend any college.
6. A “contact” is any off-campus, face-to-face encounter between you or your parent(s) or legal guardian and a member of a college coaching staff during which any dialogue occurs beyond an exchange of greeting. NCAA rules do not permit contacts until July 1 prior to a prospect’s senior year.
7. An “evaluation” is any off-campus activity by a member of a college coaching staff designed to assess your academic qualifications or athletic ability, including any visit to your high school (during which no contact occurs) or the observation of any practice or competition in which you participate.

NCAA Position on Gambling

The NCAA opposes all forms of legal and illegal sports wagering. Sports wagering has the potential to undermine the integrity of sports contests and jeopardizes the welfare of student athletes and the intercollegiate athletics community. Sports wagering demeans the competition and competitors alike by a message that is contrary to the purposes and meaning of “sport.” Sports competition should be appreciated for the inherent benefits related to participation of student-athletes, coaches and institutions in fair contests, not the amount of money wagered on the outcome of the competition.

For these reasons, the NCAA membership has adopted specific rules prohibiting athletics department staff members and student-athletes from engaging in gambling activities as they relate to intercollegiate or professional sporting events.

The NCAA Position on Gambling was approved by the NCAA Administrative Committee on March 19, 1997.

8. Phone calls to you from college coaches may begin during your junior year in high school. Football coaches may call a prospect or the prospect’s family once during the month of May during the prospect’s junior year. Women’s basketball coaches may call a prospect or the prospect’s family once each month during the months of April, May, and June of the prospect’s junior year. All other sports are permitted one call in March of the prospect’s junior year.

Following the completion of the prospect’s junior year, regular calls may begin — not to exceed one per week — on the following dates: June 21 (men’s and women’s basketball), September 1 (football), or July 1 (all other sports).

Unlimited calls to you (or your parents or legal guardians) may be made under the following circumstances:

- During the five days immediately before your official visit by the university you will be visiting;
- On the day of a coach’s off-campus contact with you;
- During the time beginning with the initial National Letter of Intent signing date in your sport through the two days after the signing date; and
- In the sport of football only, during the permissible off-campus contact periods and during the 48 hours prior to and 24 hours after 5 a.m., on the initial signing date for the National Letter of Intent. Coaches also may accept collect calls, and universities are permitted to utilize a toll-free number to receive telephone calls from you (or your parents or legal guardians) on or after July 1 after completion of your junior year.

9. Letters to you from coaches are permitted beginning Sept. 1 at the beginning of your junior year in high school. A Division I university may provide you with the following printed materials. These following materials must be sent via regular first-class mail service:

- General correspondence, including letters, U.S. Postal Service postcards and institutional note cards;
- Game programs which may not include posters and one Student-Athlete Handbook;
- NCAA educational information;
- Pre-enrollment information subsequent to signing a National Letter of Intent with the university;
- One athletic publication (media guide or recruiting brochure);
- Official academic, admissions and student services publications published or videotapes produced by the institution and available to all students;
- Schedule and business cards;
- Questionnaires which may be provided prior to your junior year; and
- Camp brochures, which may be provided prior to your junior year.

10. An “Official Visit” is a visit by a prospect to a college where the college pays for some or all of the prospect’s expenses. These expenses may include transportation, lodging, meals, and/or entertainment. Official Visits are permissible once a prospect has started senior classes.

The purpose of the compliance office is to make you aware of all relevant NCAA rules and make sure that you know how to remain eligible. Your eligibility, however, is ultimately in your own hands. This page is a quick-reference guide to provide a basic understanding of NCAA rules. It is not all-inclusive, but rather a tool to help you avoid inadvertent involvement in a violation of NCAA legislation. We encourage you to always ASK BEFORE YOU ACT. Please contact the Virginia Tech Compliance Office if you have any questions at (540) 231-2937 or (540) 231-5497.

Virginia Tech FACILITIES



Lane Stadium is once again being transformed, and with the completion of the west side expansion prior to this season, the facility will continue to be one of the nation's finest and loudest college football venues.



**2000
SUGAR**

7th bowl of
12 in a row

Lane Stadium

Home of the Hokies



The Virginia Tech football team has enjoyed over a decade of success, going to 12 straight bowl games. A big part of that success is the home-field advantage the Hokies enjoy at Lane Stadium/Worsham Field.

Billed as one of the toughest places to play, the Hokies play on not only one of the best playing surfaces in the nation, but with the new south end zone and west side additions, the Hokies compete in one of the best stadiums in the nation.

Now entering its 41st season as an arena of collegiate football competition, Lane Stadium/Worsham Field has gone through numerous changes, renovations and additions. But through it all, it has always been regarded as one of the finest places to watch — and toughest places for opponents to play — a college football game.

Another New Look

The third in a series of upgrades will be completed prior to this season. Following the completion of the 2004 season, the current press box was removed and the structure was filled in to match what was built up during the 2004 season.

A new press area on the west side, toward the south end zone with a dining area and improved overall facilities will be just the tip of the iceberg. In addition,

the fencing that surrounds the stadium will be removed and the area on the west side exterior of the newly renovated stadium will be landscaped with walkways and a weekday parking lot for ticket patrons as well as Hall of Fame and Hokie Club visitors.

Additional new luxury suites, a new President's area, four private club seating areas, new

concession stands, a new ticket office, new athletic fund offices, an Athletics Hall of Fame and a new student academic services area are also included in this project.

In the summer of 2003, \$1.9 million was raised to fund the ongoing planning of the west side expansion. That money allowed for the ground breaking

of the west side project, which is another magnificent addition to the stadium. This project marked the third of a three-phase project at Lane Stadium/Worsham Field.

Ground was broken in November of 2004 for the latest project and crews began building around the current press box, laying the above and below



An artist's rendition of the new west side expansion shows the scope of the project that will replace the old press box visible in the picture at the top of the page.

ground settings, as well as removing the two light towers on that side of the stadium.

This season, the inside of the stadium also has a new look as Hokie Stone was added to the walls in each of the end zones so there's no question as to where the game is being played for fans watching on television.

Also, new kicking nets have been installed in both end zones, a new video board — 1/3 larger — has replaced the old one on the existing scoreboard and new lights that will double the candlepower and reduce shadows on the field were added as part of the renovation.

With all of these additions and improvements, Lane Stadium will keep up its reputation as one of the best places for college football.

The South End Zone

Last season was the third played by the Hokies with the intimidating South End Zone facility capturing the noise at Lane Stadium. The season was marked by tough competition and record-setting crowds as fans filled all 65,115 seats for all seven games.

Prior to the 2002 season, Tech added 11,120 seats in the south end zone to enclose that end of the stadium. The double-deck structure is similar to the Cleveland Browns' "Dawg Pound" section and has bleacher, bench-back and club seats. The structure is enclosed, but has gaps between the existing structure and the new one. This is because of new building codes and a desire to get fans closer to the field.

Below the south end zone stands are several new features. There is a football visitor's locker room which can be divided and used for other sports' visiting teams in the winter and spring.

There is also the June Oblinger Shott Media Center, which houses a press room, a press conference area, three radio rooms, a dark room and several storage rooms.

The outside of the facility also received a new look, making the entrance more inviting. Walkways and landscaping give the south and west sides a more appealing entrance for fans and teams.

Another recent addition to the facility is the turf and drainage

system that was replaced in the summer of 2001. In the winter of 2003-04, a heating system was installed to keep the Bermuda grass at an optimum temperature during the winter months.

This innovative system is in place in just a handful of other stadiums in the world and makes Worsham Field one of the finest playing fields around.

A Winning Tradition

On Sept. 22, 1994, Tech won its 100th game in Lane Stadium in memorable fashion before a national television audience on ESPN with a 34-6 win over rival West Virginia.

On Nov. 1, 2003, Tech upset No. 2 Miami 31-7 to pick up its 150th win all-time at Lane Stadium, marking the highest-ranked opponent the Hokies have ever defeated.

Tech's overall record at Lane Stadium is 156 wins, 63 losses and six ties in 40 years of play. The Hokies are 82-26-1 at home during Coach Frank Beamer's tenure at Virginia Tech and more impressively, are 64-12 in Blacksburg the last 12 seasons.

Tech finished with an all-time record of 32-9 in BIG EAST

games played at Lane Stadium/Worsham Field and won 25 of its last 31 conference games at home.

Last season, Tech went 6-1 at Lane Stadium/Worsham Field, on its way to a 10-3 season and an ACC title. Highlights included a win over Duke in Tech's inaugural ACC game, a win over No. 6 West Virginia and Tech topping Virginia on Senior Day.

This season, Tech hopes to continue its home stadium tradition as a tough group of foes make the trip to Blacksburg.

Georgia Tech, North Carolina, Miami and Boston College will be the four Atlantic Coast Conference home games for Tech. Non-conference opponents Ohio and Marshall also visit Lane Stadium, providing fans with six great games this season.

Lane and Worsham

On Sept. 5, 1992, Worsham Field was officially dedicated in honor of Wes and Janet Worsham, longtime Hokie supporters from Kilmarnock, Va. The Worshams pledged \$1 million to the university's Second Century Campaign. The Campaign raised over \$18.6 million, almost \$1.7 million more than

the original goal, thanks to the support of people like the Worshams.

The stadium is named for the late Edward H. Lane, a graduate of the university and a former member of the Board of Visitors. Lane headed an educational foundation project which raised more than \$3 million for the original construction. Lane's personal donation was the first received by the fund.

The original cost was \$3.5 million, compared with \$3.2 million spent for the addition on top of the east stands. The stadium's original capacity was 40,000, but the addition, completed in 1980, raised that number to 52,500. The relocation of bleacher seats dropped the total capacity to under 50,000.

Lane Stadium, featuring a modern lighting system and a seating capacity of 66,233, ranks as one of the nation's finest collegiate football facilities.

Before moving to Lane Stadium, Tech played its home games in Miles Stadium, which had a seating capacity of 17,000. The late Stuart K. Cassell proposed the new stadium as a part of a general plan for a number of new facilities for the university.

Lane Stadium Milestones

	Date	Opponent	Result	Score
First Win	Oct. 2, 1965	William & Mary	W	9-7
First Television Game	Oct. 29, 1966	Florida State	W	23-21
25th Win	Oct. 11, 1975	Florida State	W	13-10
50th Win	Oct. 3, 1981	Memphis State	W	17-13
First CBS Game	Sept. 18, 1982	Miami (Fla.)	L	8-14
First Night Game	Nov. 25, 1982	Virginia	W	21-14
First TBS Game	Nov. 25, 1982	Virginia	W	21-14
First Game Under Coach Beamer	Sept. 12, 1987	Clemson	L	10-22
First Win Under Coach Beamer	Oct. 3, 1987	Navy	W	31-11
75th Win	Oct. 3, 1987	Navy	W	31-11
First ESPN Game	Nov. 24, 1990	Virginia	W	38-13
First BIG EAST Game	Sept. 26, 1992	West Virginia	L	7-16
First BIG EAST Win	Oct. 16, 1993	Temple	W	55-7
100th Win	Sept. 22, 1994	West Virginia	W	34-6
First Thursday Night Game	Sept. 22, 1994	West Virginia	W	34-6
Program's 1,000th Game	Sept. 4, 1999	James Madison	W	47-0
125th Win	Sept. 23, 1999	Clemson	W	31-11
First ESPN GameDay Appearance	Oct. 16, 1999	Syracuse	W	62-0
Second ESPN GameDay Appearance	Nov. 13, 1999	Miami (Fla.)	W	43-10
Frank Beamer's 100th Win at Tech	Sept. 1, 2001	Connecticut	W	52-10
Virginia Tech's 600th win overall	Sept. 6, 2003	James Madison	W	43-0
150th win	Nov. 1, 2003	Miami	W	31-7
First ACC Game and Win	Sept. 18, 2004	Duke	W	41-17

VIRGINIA TECH'S ALL-TIME RECORD AT LANE STADIUM: 156-63-6 (40 years)

LONGEST WINNING STREAK AT LANE STADIUM: 16 games (47-0, James Madison, 1999 - 34-20, Boston College, 2001)

Through the Years

Original construction of Lane Stadium began in April, 1964, and was completed four years later. The Hokies did not wait for completion, playing their first game in the stadium on Oct. 2, 1965. Tech defeated William and Mary, 9-7 that day with only the west stands and the center section of the east bleachers completed. Official dedication ceremonies took place Oct. 23 before a 22-14 win over Virginia.

Through the years, the stadium has seen several changes and renovations. In 1982, the lighting system was added to the facility. The system was first used in Tech's nationally televised 21-14 Thanksgiving Day victory over Virginia that season. The game was broadcast on WTBS and was the first-ever nationally televised game from Lane Stadium.

Prior to the 1989 season, Lane Stadium underwent further improvements. Tech received a donation of 16 flags with the "VT" logo for the stadium. Lane Stadium also received a new paint job which included the addition of maroon and orange stripes around the inner walls of the facility.

In 1991, a new scoreboard bearing BIG EAST Conference logos replaced the old scoreboard at the south end of the stadium while a new auxiliary scoreboard was placed at the north end. In the spring of 1994, renovations were completed on seven lower sections of the east stands. Renovations

included replacing concrete risers and the addition of wheelchair seating.

Before the 1994 season, plaques bearing retired jerseys of Tech heroes Bruce Smith, Carroll Dale, the late Frank Loria and Jim Pyne were added to the wall in the north end zone. With the addition of the north end zone seats, the four retired numbers now fly on flag poles above those stands.

In 2002, three more flags — those bearing the names and numbers of Frank Beamer, Michael Vick and Cornell Brown — were added, retiring their jerseys, but not their numbers.

Prior to the 1998 season, the oldest bleachers were replaced with new locust wood and the stands were waterproofed and top coated. On the east side, the roof on the former visitors' locker room was replaced along with the wooden bleachers in the three sections above the dressing room. Also, additional handicapped seating was added.

In addition to the seats in the north end zone constructed before the 1999 season, the interior block walls and concourse tunnels were seal-coated to match the exterior of Cassell Coliseum and the Merryman Center.

Before the 2000 season, a new scoreboard, complete with "Hokievision" was installed behind the north end zone bleachers.

The south end zone construction project eliminated the old wooden bleachers in that

area. But the north end zone bleachers were expanded down to the field, adding close to 600 new, permanent seats to make the north end zone look similar to the new south end zone. This is where The Marching Virginians — one of Tech's two marching bands — sit. These moves cut the capacity to 53,662.

Prior to the 2000 season, approximately 3,000 permanent bleacher seats were added in the north end zone and prior to the 1999 season, 2,100 permanent seats were added in the same end zone. And in 2003, permacaps were installed over all the wooden seats to enhance fan comfort.

Last year, fans saw new conference logos around the stadium as the Hokies made the move to the ACC.

Record Crowds

Enthusiastic crowds at Lane Stadium/Worsham Field have helped the Hokies to some big wins during their resurgence under Coach Frank Beamer. Tech set a single-season attendance record last season by averaging 65,115 spectators per contest for the second year in a row.

With the new additions, renovations and conference affiliation, as well as goals of being one of the top teams in the country, hopefully, the 2005 home schedule will be just as successful in drawing record-setting crowds to Lane Stadium/Worsham Field — home of the Hokies.

Lane Stadium Series

Following is a list of the 56 schools that Virginia Tech has faced in Lane Stadium and a breakdown of the Hokies' home record against those teams since the stadium opened in 1965.

	W	L	T
Akron	4	0	0
Alabama	0	1	0
Alabama-Birmingham	2	0	0
Appalachian State	3	0	0
Arkansas State	3	0	0
Auburn	0	1	0
Boston College	3	2	0
Bowling Green	2	0	0
Buffalo	1	0	0
Central Florida	2	0	0
Cincinnati	2	2	0
Clemson	1	5	0
Connecticut	2	0	0
Duke	3	0	0
East Carolina	4	2	0
East Tennessee State	2	0	0
Florida A&M	1	0	0
Florida State	3	4	1
George Washington	1	0	0
Houston	0	1	1
James Madison	6	0	0
Kansas State	0	1	0
Kent State	1	0	0
Kentucky	2	3	0
Louisville	3	0	0
LSU	1	0	0
Marshall	1	0	0
Maryland	2	0	0
Memphis State	2	1	0
Miami (Fla.)	4	4	0
Miami (Ohio)	0	1	0
Navy	1	0	0
North Carolina State	1	1	1
Ohio University	1	0	0
Oklahoma State	1	0	0
Pittsburgh	4	1	0
Richmond	8	1	0
Rhode Island	1	0	0
Rutgers	6	0	0
South Carolina	1	4	1
SMU	1	0	0
Southern Mississippi	3	2	0
SW Louisiana	1	0	0
Syracuse	6	2	0
Temple	6	1	0
Texas A&M	1	1	0
Tulane	2	0	0
Tulsa	1	2	0
Vanderbilt	3	0	0
Villanova	3	0	0
Virginia	11	6	1
VMI	5	2	0
Wake Forest	4	4	0
West Virginia	11	6	1
Western Michigan	2	0	0
William & Mary	11	2	0
Totals	156	63	6

Hokies Turf a First for a College Football Stadium

Virginia Tech's continuing efforts to compete at the highest level produced another first for the Hokies. Three seasons ago, Tech became the first collegiate football team to have a new state-of-the-art GreenTech ITM natural grass sports field system. Lane Stadium was just the third playing venue to possess this type of playing surface, joining Millennium Stadium in Cardiff, Wales and Giants Stadium in the Meadowlands.

That system got its greatest test on national television in 2003 when Tech took on Texas A&M in the midst of Hurricane Isabel. Despite pouring rain and high winds, the field held up magnificently, drawing rave reviews from players, coaches and media members covering the game.

GreenTech, Inc. of Richmond, Va., installed the modular turf system in 2001. It features 4,600 4-by-4 foot trays sodded with a Bermuda grass surface and placed on pedestals two-to-three inches above an asphalt base.

The system also provides excellent drainage. Irrigation lines run through pockets underneath the trays and 22 air vents under the field are connected to a vacuum system which will draw water from the trays onto the asphalt. The water then flows into large drains on either side of Worsham Field. The trays, in combination with the vacuum system, can handle up to 16 inches of rain an hour.



Lane Stadium Records

Top Performances
(1965-2004)

Best Record: 7-0, 1996
Worst Record: 0-3-1, 1969
Most Points Scored: *Tech* — 77 vs. Akron, 1995; *Opponent* — 49, Houston, 1974
Highest Combined Score: 104 pts., 77-27 win against Akron, 1995
Lowest Combined Score: 3 pts., 3-0 win against Villanova, 1967
Longest Run from Scrimmage: *Tech* — 82 yds., Phil Rogers vs. VMI, 1975; *Opponent* — 89 yds., Wes McFadden of Clemson, 1987
Longest Pass Completion: *Tech* — 91 yds., qb Steve Casey to wb Sidney Snell vs. VMI, 1979;
Opponent — 97 yards, qb Tim Haselbeck to wr Dedrick Dewalt, Boston College, 1999
Longest Interception Return: *Tech* — 98 yds., ilb Jamel Smith vs. Rutgers, 1998; *Opponent* — 99 yds., db Marcus Mauney of West Virginia, 1974
Longest Kickoff Return: *Tech* — 99 yds., Eddie Hunter vs. South Carolina, 1986; *Opponent* — 100 yds., Jimmy Stewart of Tulsa, 1976
Longest Punt Return: *Tech* — 95 yds., Frank Loria vs. Miami (Fla.), 1967; *Opponent* — 88 yds., Larry Carter of Kentucky, 1978
Longest Field Goal: *Tech* — 61 yds., Wayne Latimer vs. Florida State, 1975; *Opponent* — 56 yds., Kenny Stadlin of Virginia, 1984
Most Yards Rushing by an Individual: *Tech* — 223, Kenny Lewis vs. VMI, 1978; *Opponent* — 226, Wes McFadden of Clemson, 1987
Most Yards Rushing by a Team: *Tech* — 467, vs. William & Mary, 1985; *Opponent* — 441, Kentucky, 1974
Fewest Yards Rushing by a Team: *Tech* — minus 1, vs. Syracuse, 1987; *Opponent* — minus 28, Arkansas St., 1997
Most Yards Passing by an Individual: *Tech* — 527, Don Strock vs. Houston, 1972; *Opponent* — 498, Scott Milanovich of Maryland, 1993
Most Yards Passing by a Team: *Tech* — 527, vs. Houston, 1972; *Opponent* — 498, Maryland, 1993
Fewest Yards Passing by a Team: *Tech* — 11, vs. Richmond, 1975; *Opponent* — 15, Kentucky, 1974
Most Passing Attempts by an Individual: *Tech* — 53, Don Strock vs. Houston, 1972; *Opponent* — 54, Dean May of Louisville, 1983
Most Passing Attempts by a Team: *Tech* — 53, vs. Houston, 1972; *Opponent* — 57, Appalachian State, 1982 & Maryland, 1993
Most Pass Completions by an Individual: *Tech* — 34, Don Strock vs. Houston, 1972; *Opponent* — 31, Byron Leftwich of Marshall, 2002
Most Pass Completions by a Team: *Tech* — 34, vs. Houston, 1972; *Opponent* — 36, Marshall, 2002
Most Pass Receptions by an Individual: *Tech* — 13, Nick Cullen vs. Southern Miss, 1990; *Opponent* — 13, Ron Sellers of Florida State, 1966
Most Yards on Pass Receptions by an Individual: *Tech* — 194, Antonio Freeman vs. Temple, 1993; *Opponent* — 180, Herman Moore of Virginia, 1990
Most Total Offense by an Individual: *Tech* — 516 yds., Don Strock vs. Houston, 1972; *Opponent* — 516 yds., Scott Milanovich of Maryland, 1993
Most Total Offense by a Team: *Tech* — 641 yds., vs. Maryland, 1993; *Opponent* — 649 yds., Maryland, 1993
Most Combined Total Offense: 1,290 yds., *Tech* (641 yds.) vs. Maryland (649 yds.), 1993
Most Touchdowns by a Team: *Tech* — 11, vs. Akron, 1995; *Opponent* — 7, Houston, 1974
Most Points Scored by an Individual: *Tech* — 26, fb George Constantinides vs. Richmond, 1967; *Opponent* — 24, rb Mike Dingle of South Carolina, 1990
Most Rushing Touchdowns by an Individual: *Tech* — 4, four times (most recent: tb Lee Suggs vs. Rutgers, 2000);
Opponent — 3, three times (most recent: rb Terrell Willis of Rutgers, 1993)
Most Rushing Touchdowns by a Team: *Tech* — 8, vs. Akron, 1995; *Opponent* — 5, Kentucky, 1974
Most Touchdown Passes by an Individual: *Tech* — 4, three times (most recent: **Bryan Randall vs. Florida A&M, 2004**)
Opponent — 4, three times (most recent: John Turman of Pittsburgh, 2000)
Most Touchdown Passes by a Team: *Tech* — 5, vs. Temple, 1993; *Opponent* — 4, four times (most recent: Pittsburgh, 2000)
Most Touchdown Receptions by an Individual: *Tech* — 3, Antonio Freeman vs. Maryland, 1993;
Opponent — 3, two times (most recent: Larry Fitzgerald of Pittsburgh, 2002)
Most Field Goals Made by an Individual: *Tech* — 6, Mickey Thomas vs. Vanderbilt, 1989; *Opponent* — 5, Rafael Garcia of Virginia, 1994
Most Points Kicking by an Individual: *Tech* — 18, Mickey Thomas vs. Vanderbilt, 1989; *Opponent* — 18, Rafael Garcia of Virginia, 1994
Most Interceptions by an Individual: *Tech* — 3, seven times (most recent: cb Anthony Midget vs. Miami, 1999);
Opponent — 3, Aaron Beasley of West Virginia, 1994
Most Interceptions by a Team: *Tech* — 6, vs. Rutgers, 1998; *Opponent* — 5, Virginia, 1992 & 1994
Most Interception Yardage by an Individual: *Tech* — 182, fs Ashley Lee vs. Vanderbilt, 1983; *Opponent* — 99, db Marcus Mauney of West Virginia, 1974
Most Interception Yardage by a Team: *Tech* — 182, vs. Vanderbilt, 1983; *Opponent* — 107, by East Carolina, 1991
Most Punts by an Individual: *Tech* — 12, two times (most recent: Gene Fisher vs. Miami, 1967); *Opponent* — 13, Bill Rudison of Akron, 1989
Most Punt Returns by an Individual: *Tech* — 10, two times (most recent: Bo Campbell vs. Akron, 1989); *Opponent* — 7, Rahsaan Vanterpool of West Virginia, 1994
Most Punt Returns by a Team: *Tech* — 10, two times (most recent: vs. Akron, 1989);
Opponent — 8, Houston, 1974
Most Punt Return Yardage by an Individual: *Tech* — 164, Antonio Freeman vs. Pittsburgh, 1994;
Opponent — 127, Larry Carter of Kentucky, 1978
Most Punt Return Yardage by a Team: *Tech* — 154, vs. Richmond, 1967;
Opponent — 127, Kentucky, 1978
Most Kickoff Returns by an Individual: *Tech* — 6, Marcus Mickel vs. Clemson, 1989;
Opponent — 6, four times (most recent: **Tyrone Walker of Western Michigan, 2004**)
Most Kickoff Returns by a Team: *Tech* — 8, vs. Houston, 1974 & vs. Virginia, 1994;
Opponent — 9, George Washington, 1966 & Maryland, 1993
Most Kickoff Return Yardage by an Individual: *Tech* — 214, Marcus Mickel vs. Clemson, 1989;
Opponent — 142, Phil Mosser of William & Mary, 1971
Most Kickoff Return Yardage by a Team: *Tech* — 245, vs. South Carolina, 1973;
Opponent — 189, Rutgers, 1993
Most First Downs: *Tech* — 34, vs. Akron, 1991; *Opponent* — 34, William & Mary, 1971
Fewest First Downs: *Tech* — 3, vs. Miami (Fla.), 1967; *Opponent* — 6, West Virginia, 1966
Most Fumbles: *Tech* — 11, vs. Tulsa, 1976; *Opponent* — 8, Richmond, 1975
Most Fumbles Lost: *Tech* — 5 vs. Tulsa, 1976; *Opponent* — 5, two times (most recent: Clemson, 1985)
Most Combined Fumbles: 17, *Tech* (11) vs. Tulsa (6), 1976
Most Combined Fumbles Lost: 10, *Tech* (5) vs. Tulsa (5), 1976
Most Yards Penalized: *Tech* — 163 vs. Wake Forest, 1983; *Opponent* — 160, Miami (Fla.), 1992
Largest Crowd: 65,115, 14 times (most recent: vs. Virginia, 2004)
Smallest Crowd: 10,000, vs. VMI, 1977



Bryan Randall threw for a Lane Stadium-record four touchdown passes against Florida A&M last season.

The Hokies' Excellent Athletic Complex



Tech's spacious lighted practice fields are located just outside the locker room and Merryman Center.



The Hall of Legends in the Merryman Center serves as a grand entrance to the athletics department.





66,233-seat Lane Stadium is an imposing venue that really comes alive on game days.



This view of the old press box and the back of the west side stands has been replaced by a magnificent new structure that will be completed just prior to the 2005 home opener.



The Hokies have a full-sized indoor practice facility in Rector Field House.

Michael Vick Hall and McConnell Auditorium provide for a great working environment for players and staff in the Merryman Center.



Tech's videography department utilizes state-of-the-art equipment.



The Hokies train in the spacious Merryman Center weight room and the adjacent speed and agility room.



Student Athlete Academic Support Services will move into a spectacular area in the new west side addition to Lane Stadium following the 2005 football season.




The Hokies enjoy a spacious and well-equipped locker room and adjacent players' lounge.



Tech's Eddie Ferrell Memorial Training Room and medical facilities are second to none.

Building Boom



When it comes to athletic facilities, Virginia Tech's Director of Athletics, Jim Weaver has a simple philosophy — "as soon as you sit still in terms of facilities, you have taken a step backward."

It has become clear that Virginia Tech has no intention of sitting still on the facilities front. There is a continuous stream of improvements underway or in the planning process in the athletics complex. A number of projects have recently concluded while several larger endeavors loom on the horizon.

The Virginia Tech athletics department is living up to Jim Weaver's challenge to constantly enhance its facilities. Here are a few examples:

- The remodelling of Lane Stadium's west side (*above*) will be completed by the end of summer and in time for Tech's home opener. It involves the removal of the fencing that surrounds the stadium which will be replaced by an actual entrance, the construction of additional new luxury suites, a new President's area, four private club seating areas, an expanded press box, new concession stands, a new ticket office, new athletic fund offices, an Athletics Hall of Fame and a new student academic services area.

- A new video board was installed on the existing scoreboard, enhancing the fans' experience at Lane Stadium. The new board will be 1/3 larger and will make HokieVision one of the best video experiences around.

- Cassell Coliseum's walkway and concession areas got a face lift prior to the 2002-2003 basketball season. The ceilings were raised and wood panels were added, as was Hokie Stone in some areas. Additionally, new lights and carpet were installed. Phase two of the Cassell renovation project was completed last season as all bathroom fixtures throughout the Coliseum were replaced.

- Phase three will be completed prior to this basketball season. This phase puts an emphasis on the north and south concourses, blending them in with the new look of the east and west concourses.

- An existing university field (*top, above*) which has lights, was made regulation size and became the new game field for the men's and women's varsity soccer teams as well as women's lacrosse. A second phase, the installation of 1,000 permanent seats and a press box, was completed prior to the 2003 season.

- The third phase of the Soccer-Lacrosse Field project was completed this summer. An additional 1,000 permanent bleachers were added, bringing the capacity up to 2,028. Additionally, two new practice fields (*clearing in the middle, above*) — one synthetic field and one natural grass field — were redone to give the three teams a great practice facility.

- A new rest room facility that will serve the soccer, lacrosse and softball crowds will be finished by October.

- The wrestling team will get a new practice facility, turning an existing back gym into a permanent practice room. For now, new mats are being ordered to utilize the back gym for the Hokies, yet it will still maintain its current use as a practice gym for volleyball, the cheerleaders and other teams.

- In the equipment room, a new storage capacity system was installed this past summer.

- New kicking nets were installed in both end zones of Lane Stadium, providing a safety barrier for fans.

- Tech has plans for a new field house that will be wider and longer than Rector Field House and would be used for football, soccer and lacrosse. Underneath the new field house there will be batting cages for softball and baseball as well as additional storage areas.

- With a new field house in place, Rector Field House would become a permanent indoor facility for the track & field team.

2004 Season REVIEW



Quarterback Bryan Randall was named the Atlantic Coast Conference Player of the Year after leading the Hokies to the league title their first year in the ACC.



A Sugar Bowl berth was the reward for the 2004 Virginia Tech squad that went 10-3 and won the Atlantic Coast Conference football championship



**1998
MUSIC CITY**

6th bowl of
12 in a row

2004 Season in Review

Hokies unite for championship season

The Virginia Tech football team entered the 2004 season looking to recapture the blue collar work ethic that had gotten it to the top of college football. The end to the 2003 season had left a bitter taste in the mouths of the 19 seniors set to play their final season in Chicago maroon and burnt orange. During spring conditioning, a wave of change came over the team spurred by the seniors. The goal was to rekindle the fire of the team by bringing it together.

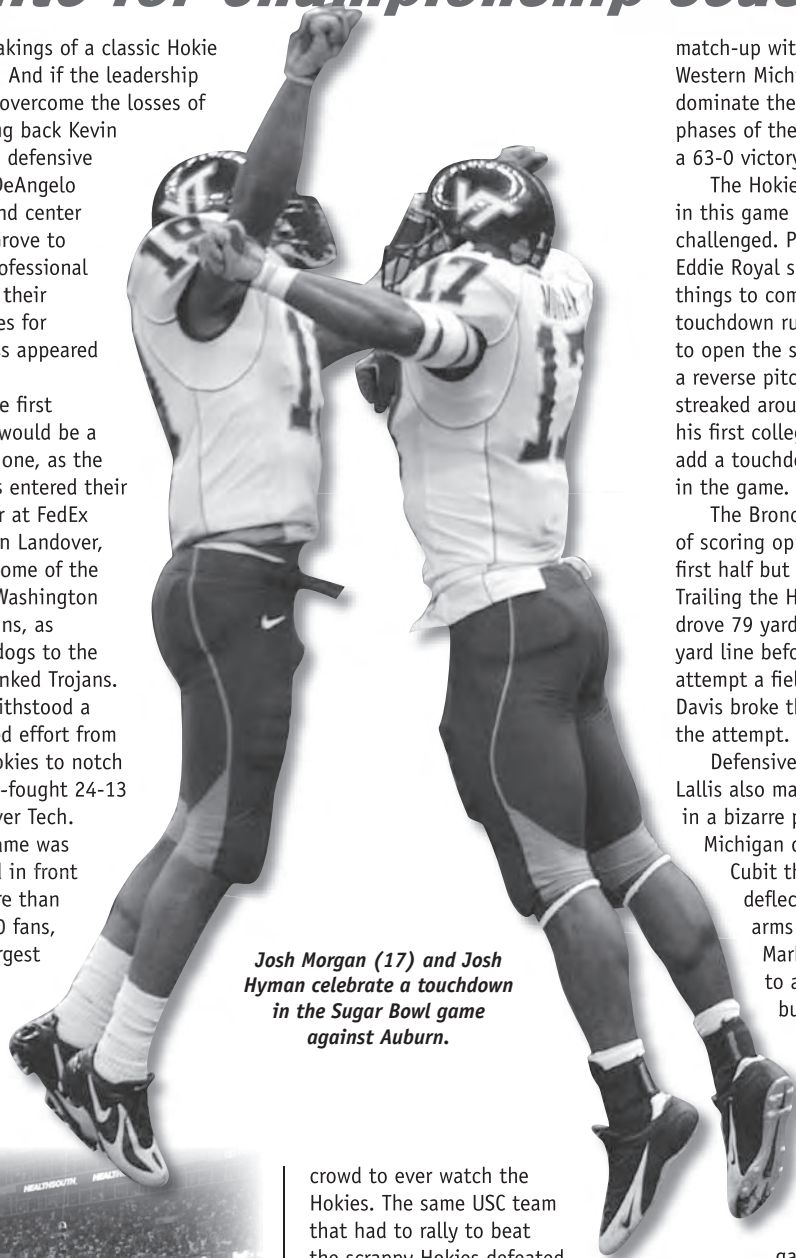
The mission was simple: to unite the Hokies into an unselfish and disciplined unit, and guide the team through its inaugural season in the Atlantic Coast Conference. The proud Hokies had hopes of a league title and a trip to a Bowl Championship Series postseason game.

The task would be a tough one, as the Hokies were picked to finish sixth in the ACC preseason media poll and were missing from the preseason Associated Press poll for the first time in six years. To add to the challenge, the Hokies would face preseason No. 1 Southern California in the Black Coaches Association Classic to open the college football season.

The senior class and head coach Frank Beamer's staff felt this team still had something special. Led by quarterback Bryan Randall on offense and lineman Jim Davis on defense, the team had all

the makings of a classic Hokie squad. And if the leadership could overcome the losses of running back Kevin Jones, defensive back DeAngelo Hall and center Jake Grove to the professional ranks, their chances for success appeared good.

The first game would be a rough one, as the Hokies entered their opener at FedEx Field in Landover, Md., home of the NFL's Washington Redskins, as underdogs to the top-ranked Trojans. USC withstood a spirited effort from the Hokies to notch a hard-fought 24-13 win over Tech. The game was played in front of more than 91,000 fans, the largest



Josh Morgan (17) and Josh Hyman celebrate a touchdown in the Sugar Bowl game against Auburn.

match-up with the Broncos of Western Michigan. Tech would dominate the Broncos in all phases of the game on the way to a 63-0 victory.

The Hokies pounced early in this game and were never challenged. Promising freshman Eddie Royal showed a glimpse of things to come with an 11-yard touchdown run in the first quarter to open the scoring. Royal took a reverse pitch from Randall and streaked around the right side for his first collegiate score. He would add a touchdown reception later in the game.

The Broncos had a couple of scoring opportunities in the first half but could not convert. Trailing the Hokies 21-0, WMU drove 79 yards to the Tech 5-yard line before being forced to attempt a field goal. Tech's Jim Davis broke through and deflected the attempt.

Defensive lineman Jason Lallis also made the highlight reel in a bizarre play when Western Michigan quarterback Ryan Cubit threw a pass that was deflected and landed in the arms of offensive guard Mark Ottney. Ottney tried to advance up the field, but Lallis stripped him of the ball and strolled into the end zone from 28 yards away.

Tech and the Hokie faithful had waited over 50 years for their next game: their first as a member of the ACC against the Blue Devils of Duke. Despite the threat of rain and cold weather in the wake of Hurricane Ivan, Virginia Tech's tilt with Duke on Sept. 18 had the feel of one big party. The Hokies celebrated with 65,115 of their closest friends and some fireworks in a 41-17 victory over the Blue Devils.

The biggest crowd-pleaser of the day came in the second quarter with the Hokies holding a 10-7 lead and five minutes remaining in the half. Tech's defense had just held Duke to

crowd to ever watch the Hokies. The same USC team that had to rally to beat the scrappy Hokies defeated Oklahoma in the BCS National Championship.

Tech stayed in the game and actually led for a large portion of it until USC scored late in the third quarter to take a lead it would never relinquish. Randall provided most of the offense for the Hokies in this one. He completed 14-of-24 passes for 153 yards, with one touchdown, and rushed for 82 yards.

After a week off to refocus, the Hokies were eager to return to the confines of familiar Lane Stadium/Worsham Field for a



Josh Hyman scored on a 12-yard touchdown pass to put the Hokies up 10-7 over the defending national champion Southern Cal in front of 91,665 fans.

its third straight three-and-out series and took over at the Blue Devil 34 after Duke's punt. On first down, Randall pitched the ball to receiver Richard Johnson on a reverse. Johnson, a former high school quarterback, looked downfield and lofted a perfect pass to freshman Josh Hyman in the end zone. Hyman got behind his man and made a leaping catch for the score.

With the momentum recaptured after a tough loss to the Trojans, the Hokies were riding a two-game winning streak entering a match-up with the Wolfpack of North Carolina State and its top-ranked defensive unit.

A series of special team letdowns and Brandon Pace's missed 43-yard field goal as time expired, left Tech behind 17-16 at the end of the game. The Hokies began their last drive at their own 5-yard line with no timeouts and 2:44 left on the clock. Tech was able to move 69 yards in 10 plays, converting a crucial 4th-and-3 along the way. With three seconds left on the clock, the field goal

unit took the field. The snap and hold were fine, but the kick floated just inches to the right of the post. The tough loss gave the Hokie faithful a glimpse of how difficult the new ACC schedule would be every week.

N.C. State came into the game as the nation's top-rated defense and showed it against the Hokies. The Wolfpack registered 10 sacks, taking 78 yards away from Tech in the process.

After the difficult loss to the Wolfpack, Beamer rallied the troops for the Black Diamond Trophy game against neighboring rival West Virginia. The 28-7 loss at Morgantown in 2003 festered with the Hokies all year and the seniors had marked the game as a must-win in order for the season to be successful. It would be one of the most physical games the Hokies would play all season, but in the end, the No. 6-ranked Mountaineers would fall, as would their national title hopes, 19-13.

The tight contest was not decided until WVU's final drive. Starting at their own 11 with

41 seconds on the clock, the Mountaineers completed a 33-yard pass to their 44 and got 15 yards added on thanks to a penalty. But just moments later, WVU quarterback Rasheed Marshall was intercepted by Tech's Vincent Fuller to end the threat and the game.

Defense was the name of the game throughout as the two rivals squared off. The Hokies held the Mountaineers to three-and-out on each of their first four possessions. On the fourth of those, the Mountaineers opted to go for it on fourth-and-one from the Tech 46. WVU tailback Kay-Jay Harris took the hand off and was drilled by Fuller. Fuller's hit jarred the ball loose and linebacker Mikal Baaqee recovered.

Tech's lone touchdown came when Davis blocked a field goal and Fuller picked up the loose ball and sprinted 74 yards for the score. Tailback Mike Imoh was the sparkplug for Tech, getting the first start of his career and finishing with 115 yards rushing on 30 carries.

The junior running back was just hitting his stride, and carried the momentum of his first career 100-yard rushing game into the Hokies' match-up with the Demon Deacons of Wake Forest. His 7-yard touchdown run with 2:10 left in that game, followed by the Hokies' goal line stand in the final seconds, enabled Virginia Tech to escape with a 17-10 victory over Wake Forest at Groves Stadium in Winston-Salem, N.C.

The Hokies led the game 10-7 going into the fourth quarter, but Wake Forest kicker Ryan Plackemeier tied the game with a 20-yard field goal with 6:15 left. After that, Tech's offense put together its best drive of the second half, led by Randall. The senior hit tight end Jeff King for a 24-yard gain to the Tech 48. He then ran the ball on three of the Hokies' next five plays, getting Tech to the Wake Forest 11 on a 21-yard run off a quarterback draw. Imoh ran for four yards on the next play, and then scored to end the drive. His 7-yard touchdown run pushed him to

Tech in the NCAA Rankings


(Top 30 only)

Individual Statistics

Field Goals	FGs Per Game
10. Brandon Pace	1.62
Scoring	Pts. Per Game
23. Brandon Pace	8.15
Interceptions	Avg.
30. Jimmy Williams.....	0.38

Team Statistics

Scoring Defense	Avg.
2. Virginia Tech	12.9
Total Defense	Yds. Per Game
4. Virginia Tech	268.0
Passing Defense	Yds. Per Game
4. Virginia Tech	152.8
Pass Efficiency Defense	Avg.
7. Virginia Tech	100.9
Turnover Margin	Margin
9. Virginia Tech	1.00
Kickoff Returns	Avg.
15. Virginia Tech	23.4
Rushing Defense	Yds. Per Game
21. Virginia Tech	115.2
Pass Efficiency	Avg.
21. Virginia Tech	139.4
Scoring Offense	Avg.
25. Virginia Tech	30.8



Four field goals by Brandon Pace contributed to Tech's 19-13 win over No. 6 West Virginia.

the 100-yard mark for the second consecutive week.

The Hokies were beginning to find chemistry on offense, and stalwart Randall had a big game, throwing for four touchdowns, in a 62-0 win over the Florida A&M Rattlers on Oct. 16. Nine different Hokies scored as a sold-out Homecoming crowd of 65,115 braved the 38-mph winds to watch the Hokies improve to 5-2 on the year.

Randall completed 9-of-14 for 115 yards before being lifted late in the second quarter with the Hokies up 41-0. He completed touchdown passes to David Clowney, King, Hyman and Jesse Allen before taking a seat so that backup quarterback Sean Glennon could get some work.

Next, Tech traveled to Atlanta, Ga., to face the Yellow Jackets of Georgia Tech in an ESPN Thursday night game that would not be a pleaser for the home crowd. The Hokies scored 22 points in the final six minutes of the game to rally from a 14-0 deficit and stun the other Tech, 34-20.

The 25 points in the fourth quarter marked the most fourth-

quarter points ever scored by a Beamer team, surpassing the 23 points the Hokies scored against Miami in the fourth quarter in 1999. The comeback was Tech's first fourth-quarter comeback since 2000 when then-reserve quarterback Dave Meyer rallied the Hokies from a 34-27 deficit to a 37-34 win over Pittsburgh.

Georgia Tech took a 20-12 lead with 5:28 left in the game thanks to a 34-yard field goal by kicker Travis Bell. That lead was short-lived as the Hokies' offense finally got the spark it needed on its ensuing possession. On first-and-10 from the 20, Randall tossed a pass to Royal and the rookie cut across the field, sprinting 80 yards for the touchdown, marking the season's longest play by the offense. The Hokies tied the game when Randall found Johnson all alone in the end zone for a two-point conversion.

Tech's defense forced Georgia Tech to go three-and-out on the Yellow Jackets' next possession, and the Hokies wasted little time in scoring again. On the third play of the drive, Randall found a Georgia Tech blitz and read a

wide-open Josh Morgan, who went 51 yards for what turned out to be the game-winning touchdown.

Virginia Tech was now in serious contention for an ACC title, but would have to finish the season with four tough opponents, three nationally ranked foes and unranked North Carolina, which was fresh off an upset of then-No. 4 Miami.

Big games, however, were bringing out the best in the Hokies. At UNC, it was Davis who made the play of the game when the Hokies needed it most. His critical quarterback sack late in the fourth quarter forced North Carolina to attempt a 54-yard field goal that fell short, allowing the Hokies to escape with a 27-24 victory at Kenan Stadium in Chapel Hill, N.C.

The victory, the Hokies fifth straight since the loss to N.C. State, made Tech bowl eligible with a 7-2 overall record on the season. The Hokies also moved to 4-1 in the ACC and were tied for first place in the league standings.

Tech's stats against the Tar Heels were highlighted by Imoh's record-breaking performance. The

5-7, 196-pounder from Fairfax, Va., finished with a school record 243 yards on 32 carries and scored two touchdowns. He also caught one pass for three yards and returned three kickoffs for 48 yards, accounting for 287 all-purpose yards.

With the offense and defense clicking on all cylinders as the Hokies got a week off to prepare for the final three games of the season against conference foes, Maryland, Virginia and Miami.

The Terrapins of Maryland took the brunt of a rested and hungry Tech defensive unit that forced four first-half turnovers, allowing the Hokies to score early and often. Tech rolled to a 55-6 victory in another Thursday night ESPN game, this time at Lane Stadium/Worsham Field.

Tech's defense contributed four interceptions and a fumble recovery while holding the Terps to 197 yards of total offense. Meanwhile, Randall threw for two touchdowns and ran for another.

The win set up a game with the Virginia Cavaliers for more than just in-state bragging rights. It was also for a guaranteed share of the ACC Championship. The Cavaliers had been highly touted all year, and would be the Hokies' biggest challenge of the season since facing No. 1-ranked Trojans.

It was the Hokies who kept their ACC hopes alive with a 24-10 victory over the No. 14-ranked Cavaliers in Blacksburg. Tech's defense dominated for most of the game and the offense finally came around in the second half as the Hokies improved to 9-2 and 6-1 in front of 65,115 fans.

As expected, the game was tight, with the teams playing to a scoreless tie in the first half. Virginia finally broke through with a 32-yard touchdown pass in the third quarter. After a field goal by Pace, Tech held Virginia to three-and-out on its next possession. The Hokies took advantage of a 27-yard punt and started at the Virginia 45-yard line. On the first play, Randall found Hyman streaking down the left sideline and hit him in stride for the 45-yard touchdown, giving the Hokies a 10-7 lead.

2004 START CHART

Offense	FL	LT	LG	C	RG	RT	TE	QB	FB	TB	SE
USC	Hyman	Martin	Butler	Montgomery	Miller	Dunn	King	Randall	Mazzetta (TE)	Humes	Clifton
WMU	Royal	Martin	Butler	Montgomery	Miller	Dunn	King	Randall	Mazzetta (TE)	Humes	Hyman
Duke	Royal	Martin	Butler	Montgomery	Miller	Dunn	King	Randall	Kinzer	Humes	Hyman
NCSU	Royal	Martin	Butler	Montgomery	Miller	Dunn	King	Randall	Mazzetta (TE)	Humes	Hyman
W.Va.	Royal	Martin	Butler	Montgomery	Miller	Dunn	King	Randall	Mazzetta (TE)	Imoh	Hyman
WFU	Royal	Martin	Butler	Montgomery	Miller	Dunn	King	Randall	Kinzer	Imoh	Hyman
FAMU	Clowney	Martin	Murphy	Montgomery	Miller	Dunn	King	Randall	Kinzer	Imoh	Hyman
GT	Royal	Martin	Murphy	Montgomery	Miller	Dunn	King	Randall	Kinzer	Imoh	Hyman
UNC	Royal	Martin	Murphy	Montgomery	Miller	Dunn	King	Randall	Allen	Imoh	Hyman
Md.	Royal	Martin	Murphy	Montgomery	Miller	Dunn	King	Randall	Mazzetta (TE)	Imoh	Hyman
UVa	Royal	Martin	Murphy	Montgomery	Miller	Dunn	King	Randall	Mazzetta (TE)	Imoh	Hyman
Miami	Royal	Martin	Murphy	Montgomery	Miller	Dunn	King	Randall	Mazzetta (TE)	Imoh	Morgan
AU	Royal	Martin	Murphy	Montgomery	Miller	Dunn	King	Randall	Mazzetta (TE)	Imoh	Hyman
Defense	DE	DT	DT	DE	ILB	ILB	WHIP	CB	ROVER	FS	CB
USC	Tapp	Davis	J. Lewis	Burchette	Baaqee	Bl. Warren	Anderson	Green	Griffin	Fuller	Williams
WMU	Tapp	Davis	J. Lewis	Burchette	Hall	Baaqee	Anderson	Green	Griffin	Fuller	Williams
Duke	Tapp	Davis	J. Lewis	Burchette	Hall	Baaqee	Anderson	Green	Griffin	Fuller	Williams
NCSU	Tapp	Davis	J. Lewis	Burchette	Hall	Baaqee	Anderson	Green	Griffin	Fuller	Williams
W.Va.	Tapp	Davis	J. Lewis	Burchette	Hall	Baaqee	Anderson	Green	Griffin	Fuller	Williams
WFU	Tapp	Davis	J. Lewis	Burchette	Hall	Baaqee	Anderson	Green	Griffin	Fuller	Williams
FAMU	Tapp	Powell	J. Lewis	Davis	Hall	Baaqee	Minor (NB)	Green	Griffin	Fuller	Williams
GT	Tapp	Davis	J. Lewis	Burchette	Hall	Baaqee	Anderson	Green	Griffin	Fuller	Williams
UNC	Tapp	Davis	J. Lewis	Burchette	Hall	Baaqee	Anderson	Green	Griffin	Fuller	Williams
Md.	Tapp	Davis	J. Lewis	Burchette	Hall	Baaqee	Anderson	Green	Griffin	Fuller	Williams
UVa	Tapp	Davis	J. Lewis	Burchette	Hall	Baaqee	Anderson	Green	Griffin	Fuller	Williams
Miami	Tapp	Davis	J. Lewis	Burchette	Hall	Baaqee	Anderson	Green	Griffin	Fuller	Williams
AU	Tapp	Davis	J. Lewis	Burchette	Hall	Baaqee	Anderson	Green	Griffin	Fuller	Williams



Auburn 16, Virginia Tech 13

Virginia Tech	0	0	0	13	-	13
Auburn	6	3	7	0	-	16

AU (8:44 re 1st) — Vaughn 23 FG
 AU (1:10 re 1st) — Vaughn 19 FG
 AU (1:50 re 2nd) — Vaughn 24 FG
 AU (10:39 re 3rd) — Aromashodu 5 pass from Campbell (Vaughn kick)
 VT (6:58 re 4th) — Morgan 29 pass from Randall (Randall pass failed)
 VT (2:01 re 4th) — Morgan 80 pass from Randall (Pace kick)

Team Stats	VT	AU
First downs	19	14
Rushes-yds.	22-76	43-110
Passing yds	299	189
Return yds.	71	39
Passes	21-38-2	11-16-1
Punts-avg.	5-35.2	4-43.0
Fumbles-lost	0-0	1-1
Penalties-yds.	7-57	4-35
Time of poss.	26:26	33:34
Sacks by	2-17	1-11

Individual Leaders

Rushing — VT, Randall 9-45, Imoh 6-16, Humes 6-10, Hamilton 1-5; AU, Brown 14-68, C. Williams 19-61, Campbell 6-(-3).
Passing — VT, Randall 21-38-2-299; AU, Campbell 11-38-1-189.
Receiving — VT, Hyman 5-71, Morgan 3-126, Royal 3-37, King 3-12, Clowney 2-23, Mazzetta 1-20, Humes 1-10, Hamilton 1-6, Harper 1-2, Imoh 1-(-8); AU, Taylor 5-87, Mix 2-68, C. Williams 2-(-6), Wallace 1-35, Aromashodu 1-5.

Jim Davis (95) combined with Darryl Tapp to knock down Miami pass attempts on three consecutive plays in the waning moments of Tech's 16-10 victory.

Tied at 10, the Hokies went ahead for good in the fourth quarter when Randall hooked up with Hyman again, this time for a 32-yard score. Tailback Cedric Humes sealed the victory with a 37-yard TD run with 5:08 remaining.

Randall completed 16-of-22 passes and finished with an even 200 yards passing. He surpassed Don Strock as Tech's all-time leading passer with a 12-yard completion to King in the fourth quarter.

Riding a seven-game winning streak, the Hokies traveled to Miami to face a talented and speedy Hurricane squad that had its sites set on a share of the conference crown and a trip to a BCS Bowl. Despite the fact that UM had suffered two unexpected losses, the Hokies

never dismissed the challenge they were facing.

Miami remembered a 31-7 loss at the hands of the Hokies last season. This 'Canes team was looking for revenge, but they were left empty handed. Thanks to a dominating defensive performance and a couple of touchdown passes by Randall, Virginia Tech completed its first trip through the ACC by knocking off No. 9 Miami 16-10 to claim the conference championship and earn the league's automatic berth into the Bowl Championship Series. The win gave the Hokies a 10-2 overall record and 7-1 conference mark.

Tech took the lead for good in the fourth quarter and then used its defense to slam the door on the Hurricanes. Early in the fourth, Royal returned a punt 18

yards to the Miami 39-yard line, giving the Hokies terrific field position. On the next play, Randall hit Royal slanting across the middle and the shifty freshman found his way to the end zone for the deciding touchdown.

Miami's last hopes were dashed by the signature series for Tech's defense. The Hurricanes took over at their own 12-yard line for what would be their final drive with 1:14 to go. Miami quarterback Brock Berlin completed an 8-yard pass to Sinorice Moss on first down, but Tech's Davis batted down Berlin's next two passes and Tapp swatted away the final attempt to seal the Hurricanes' fate. Randall took a knee twice as

the Hokies ran out the final 57 seconds.

Tech got a huge game from Humes. The redshirt junior took over for Imoh early in the game and rushed for 110 yards on 27 carries to help give the Hokies a 297-190 edge in total offense.

With the Miami win, Tech secured the ACC title and the right to play No. 3 Auburn in the Nokia Sugar Bowl. While the outcome wasn't what Tech fans had hoped for, the Hokies showed they belonged, dropping a tight 16-13 contest. Randall threw two long scoring passes to Morgan and the Hokies held a high-powered Auburn offense to three field goals and a score.

2004 Statistics

RECORD:	OVERALL	HOME	AWAY	NEUTRAL
ALL GAMES	10-3-0	6-1-0	4-0-0	0-2-0
CONFERENCE	7-1-0	3-1-0	4-0-0	0-0-0
NON-CONFERENCE	3-2-0	3-0-0	0-0-0	0-2-0

Date	Opponent	Score	Attend
† Aug 28, 2004	vs #1 Southern California	L 13-24	91,665
Sep 11, 2004	WESTERN MICHIGAN	W 63-0	65,115
* Sep 18, 2004	DUKE	W, 41-17	65,115
* Sep 25, 2004	N.C. STATE	L, 16-17	65,115
Oct 02, 2004	#6 WEST VIRGINIA	W, 19-13	65,115
* Oct 09, 2004	at Wake Forest	W, 17-10	32,433
Oct 16, 2004	FLORIDA A&M	W, 62-0	65,115
* Oct 28, 2004	at Georgia Tech	W, 34-20	48,398
* Nov 06, 2004	at North Carolina	W, 27-24	58,000
* Nov 18, 2004	MARYLAND	W, 55-6	65,115
* Nov 27, 2004	#16 VIRGINIA	W, 24-10	65,115
* Dec 04, 2004	at #9 Miami	W, 16-10	62,205
% Jan 03, 2005	vs #3 Auburn	L, 13-16	77,349

* - Atlantic Coast Conference Game

† - BCA Football Classic

% - Nokia Sugar Bowl

SCORE BY QUARTERS	1st	2nd	3rd	4th	Total
Virginia Tech	72	146	84	98	400
Opponents	33	48	40	46	167

RUSHING	GP	Att	Gain	Loss	Net	Avg	TD	Long	Avg/G
Mike Imoh	10	158	780	60	720	4.6	6	47	47
Cedric Humes	13	130	631	26	605	4.7	5	37	37
Bryan Randall	13	136	779	268	511	3.8	3	35	35
Justin Hamilton	13	75	349	13	336	4.5	3	24	24
John Candelas	5	32	166	0	166	5.2	0	14	14
Josh Hyman	13	1	16	0	16	16.0	0	16	16
Eddie Royal	12	1	11	0	11	11.0	1	11	11
Richard Johnson	13	2	5	0	5	2.5	0	5	5
Jesse Allen	10	2	4	0	4	2.0	0	2	2
Vinnie Burns	12	1	0	11	-11	-11.0	0	0	-0.9
David Clowney	12	1	0	20	-20	-20.0	0	0	-1.7
Team	13	13	0	26	-26	-2.0	0	0	-2.0
TOTAL	13	552	2741	424	2317	4.2	18	47	178.2
OPPONENTS	13	462	1865	367	1498	3.2	8	78	115.2

PASSING	G	Effic	Att-Cmp-Int	Pct	Yds	TD	Lng	Avg/G
Bryan Randall	13-13	134.47	306-170-9	55.6	2264	21	80	174.2
Sean Glennon	4-0	237.35	11-8-0	72.7	137	2	34	34.2
Team	13-0	0.00	1-0-0	0.0	0	0	0	0.0
Richard Johnson	13-0	715.60	1-1-0	100.0	34	1	34	2.6
TOTAL	13	139.42	319-179-9	56.1	2435	24	80	187.3
OPPONENTS	13	100.97	332-180-19	54.2	1986	8	53	152.8

TEAM STATISTICS	VT	OPP
SCORING	400	167
Points Per Game	30.8	12.8
FIRST DOWNS	259	177
Rushing	127	77
Passing	108	84
Penalty	24	16
RUSHING YARDAGE	2317	1498
Yards gained rushing	2741	1865
Yards lost rushing	424	367
Rushing Attempts	552	462
Average Per Rush	4.2	3.2
Average Per Game	178.2	115.2
TDs Rushing	18	8
PASSING YARDAGE	2435	1986
Att-Comp-Int	319-179-9	332-180-19
Average Per Pass	7.6	6.0
Average Per Catch	13.6	11.0
Average Per Game	187.3	152.8
TDs Passing	24	8
TOTAL OFFENSE	4752	3484
Total Plays	871	794
Average Per Play	5.5	4.4
Average Per Game	365.5	268.0
KICK RETURNS: #-YARDS	31-726	47-1022
PUNT RETURNS: #-YARDS	47-439	32-301
INT RETURNS: #-YARDS	19-365	9-155
KICK RETURN AVERAGE	23.4	21.7
PUNT RETURN AVERAGE	9.3	9.4
INT RETURN AVERAGE	19.2	17.2
FUMBLES-LOST	23-10	30-13
PENALTIES-YARDS	100-831	102-832
Average Per Game	63.9	64.0
PUNTS-YARDS	60-2339	83-3492
Average Per Punt	39.0	42.1
Net punt average	34.0	36.8
TIME OF POSSESSION/GAME	30:57	29:03
3RD-DOWN CONVERSIONS	65/171	55/186
3rd-Down Pct	38%	30%
4TH-DOWN CONVERSIONS	4/10	8/16
4th-Down Pct	40%	50%
SACKS BY-YARDS	34-183	36-247
MISC YARDS	32	0
TOUCHDOWNS SCORED	48	18
FIELD GOALS-ATTEMPTS	21-27	14-22
PAT-ATTEMPTS	45-46	17-17
ATTENDANCE	455805	201036
Games/Avg Per Game	7/65115	4/50259
Neutral Site Games		2/84507

DEFENSIVE LEADERS	GP	Tackles			TFL/Yds	-Sacks-	-Pass Def-			-Fumbles-		Blkd
		Solo	Ast	Total			Int-Yds	BrUp	QBH	Rcv-Yds	FF	
45 Mikal Baaqee	13	30	41	71	3.5-8	.	.	1	1	3-0	.	.
9 Vince Hall	13	21	43	64	4.5-11	1.0-3	.	3	7	.	1	.
55 Darryl Tapp	13	26	34	60	16.5-82	8.5-54	1-0	1	23	2-0	1	1
2 Jimmy Williams	13	37	23	60	5.5-13	.	5-81	14	1	.	.	.
22 James Griffin	13	31	25	56	3.5-5	0.5-2	1-11	5	.	.	1	.
8 Vincent Fuller	13	28	23	51	1.0-2	.	3-12	4	.	.	1	.
42 James Anderson	13	21	27	48	6.5-19	2.5-11	1-14	1	.	.	2	.
56 Jonathan Lewis	13	18	22	40	11.0-35	5.0-26	.	1	14	2-0	.	.
36 Aaron Rouse	13	16	21	37	2.5-15	1	.
1 Eric Green	13	20	16	36	1.5-1	.	1-47	5	1	.	.	.
49 Chris Ellis	13	15	18	33	7.5-33	3.0-11	.	3	14	1-0	1	.
48 Brandon Manning	13	12	18	30	1.0-1	.	.	2
95 Jim Davis	13	16	12	28	12.0-48	5.0-27	.	5	12	1-0	1	3
40 Blake Warren	13	12	16	28	0.5-0	.	2-86	1	1	.	.	.
31 Mike Daniels	13	14	13	27	1.5-2	.	.	2	1	.	.	.
96 Noland Burchette	12	15	12	27	6.0-24	3.0-17	.	.	11	1-0	2	.
11 Xavier Adibi	7	21	4	25	4.5-20	2.0-14	1-0	.	2	.	1	.
70 Kevin Lewis	12	3	15	18	.	.	1-13	.	6	1-0	.	.
33 Chad Cooper	13	9	8	17	1.0-8	.	.	.	1	.	.	.
99 Carlton Powell	13	7	10	17	6.0-16	.	.	6	1	.	.	.
15 Roland Minor	13	7	8	15	.	.	2-63	5
91 Jason Lallis	13	7	6	13	2.0-8	2.0-8	.	1	2	2-32	.	.
35 Stevie Ray Lloyd	12	5	6	11
25 D.J. Parker	12	7	3	10	1	.
24 D.J. Walton	2	5	3	8
71 Tim Sandidge	9	3	4	7	1.5-3	0.5-2	.	.	3	.	.	.
47 Brett Warren	12	3	4	7
30 Cary Wade	13	4	2	6	1	.	.	.
27 Justin Hamilton	13	4	1	5
75 Kory Robertson	5	1	3	4	1	.	.	.
54 Bob Ruff	13	2	2	4
62 Travis Conway	12	1	3	4
28 Corey Gordon	10	1	3	4	0.5-1
38 Vinnie Burns	12	2	1	3
98 Jared Develli	13	3	.	3
59 Barry Booker	1	1	1	2	1	.	1	.
82 Brenden Hill	9	2	.	2
80 Robert Parker	12	1	1	2
41 Jordan Trott	1	.	2	2
83 Jud Dunlevy	3	1	.	1
52 Jimmy Martin	13	1	.	1
21 Chris Ceasar	4	1	1
17 Josh Morgan	12	1	.	1
26 Ryan Hash	7	1	.	1
60 Chris Burnett	2	.	1	1	2	.	.	.
44 John Candelas	5	.	1	1
90 Jeff King	13	1	.	1
18 Brandon Flowers	1	1	.	1	.	.	1-38	1
32 Cedric Humes	13	1	.	1
3 Bryan Randall	13	1	.	1
TM Team	13	.	.	1
TOTAL	13	439	457	896	100-355	34-183	19-365	55	111	13-32	15	4
OPPONENTS	13	480	480	960	84-414	36-247	9-155	37	4	10-0	14	3

RECEIVING	G	No.	Yds	Avg	TD	Long	Avg/G
Eddie Royal	12-11	28	470	16.8	3	80	39.2
Josh Hyman	13-12	27	491	18.2	5	45	37.8
Jeff King	13-13	25	304	12.2	4	35	23.4
David Clowney	12-1	20	263	13.1	2	38	21.9
Josh Morgan	12-1	15	346	23.1	3	80	28.8
Jared Mazzetta	13-7	14	182	13.0	1	22	14.0
Richard Johnson	13-0	8	99	12.4	1	32	7.6
Cedric Humes	13-4	8	46	5.8	0	11	3.5
Mike Imoh	10-9	8	4	0.5	0	13	0.4
John Kinzer	13-4	7	26	3.7	2	8	2.0
Justin Hamilton	13-0	6	31	5.2	0	11	2.4
Justin Harper	11-0	5	84	16.8	1	34	7.6
Duane Brown	13-0	3	64	21.3	1	33	4.9
Jesse Allen	10-2	3	24	8.0	1	13	2.4
Chris Clifton	6-1	1	10	10.0	0	10	1.7
Sean Glennon	4-0	1	-9	-9.0	0	0	-2.2
TOTAL	13	179	2435	13.6	24	80	187.3
OPPONENTS	13	180	1986	11.0	8	53	152.8

PUNT RETURNS	No.	Yds	Avg	TD	Long
Eddie Royal	25	274	11.0	0	58
Richard Johnson	13	91	7.0	0	17
Mike Imoh	7	50	7.1	0	32
Team	1	10	10.0	0	10
Jimmy Williams	1	14	14.0	0	14
TOTAL	47	439	9.3	0	58
OPPONENTS	32	301	9.4	1	28

KICK RETURNS	No.	Yds	Avg	TD	Long
Eddie Royal	12	346	28.8	0	48
Mike Imoh	12	256	21.3	0	42
Josh Hyman	3	66	22.0	0	33
David Clowney	2	45	22.5	0	26
Jeff King	1	9	9.0	0	9
Blake Warren	1	4	4.0	0	4
TOTAL	31	726	23.4	0	48
OPPONENTS	47	1022	21.7	0	54

INTERCEPTIONS	No.	Yds	Avg	TD	Long
Jimmy Williams	5	81	16.2	1	34
Vincent Fuller	3	12	4.0	0	12
Roland Minor	2	63	31.5	1	64
Blake Warren	2	86	43.0	1	46
James Griffin	1	11	11.0	0	11
Xavier Adibi	1	0	0.0	0	0
Darryl Tapp	1	0	0.0	0	0
Eric Green	1	47	47.0	0	47
Kevin Lewis	1	13	13.0	0	13
Brandon Flowers	1	38	38.0	1	38
James Anderson	1	14	14.0	0	14
TOTAL	19	365	19.2	4	64
OPPONENTS	9	155	17.2	1	34

FUMBLE RETURNS	No.	Yds	Avg	TD	Long
Jason Lallis	2	32	16.0	1	28
Vincent Fuller	0	0	0.0	1	0
TOTAL	2	32	16.0	2	28
OPPONENTS	0	0	0.0	0	0

SCORING	TD	FGs	PATs						DXP	Saf	Points
			Kick	Rush	Rcv	Pass	Pass	Saf			
Brandon Pace	0	21-27	43-44	0-0	0	0-0	0	0	0	106	
Mike Imoh	6	0-0	0-0	0-0	0	0-0	0	0	0	36	
Josh Hyman	5	0-0	0-0	0-0	0	0-0	0	0	0	30	
Cedric Humes	5	0-0	0-0	0-0	0	0-0	0	0	0	30	
Jeff King	4	0-0	0-0	0-0	0	0-0	0	0	0	24	
Eddie Royal	4	0-0	0-0	0-0	0	0-0	0	0	0	24	
Josh Morgan	3	0-0	0-0	0-0	0	0-0	0	0	0	18	
Justin Hamilton	3	0-0	0-0	0-0	0	0-0	0	0	0	18	
Bryan Randall	3	0-0	0-0	0-0	0	1-2	0	0	0	18	
David Clowney	2	0-0	0-0	0-0	0	0-0	0	0	0	12	
John Kinzer	2	0-0	0-0	0-0	0	0-0	0	0	0	12	
Richard Johnson	1	0-0	0-0	0-0	1	0-0	0	0	0	8	
Jesse Allen	1	0-0	0-0	0-0	0	0-0	0	0	0	6	
Duane Brown	1	0-0	0-0	0-0	0	0-0	0	0	0	6	
Justin Harper	1	0-0	0-0	0-0	0	0-0	0	0	0	6	
Jared Mazzetta	1	0-0	0-0	0-0	0	0-0	0	0	0	6	
Roland Minor	1	0-0	0-0	0-0	0	0-0	0	0	0	6	
Brandon Flowers	1	0-0	0-0	0-0	0	0-0	0	0	0	6	
Vincent Fuller	1	0-0	0-0	0-0	0	0-0	0	0	0	6	
Jimmy Williams	1	0-0	0-0	0-0	0	0-0	0	0	0	6	

SCORING (continued)	TD	FGs	Kick	Rush	Rcv	Pass	DXP	Saf	Points
Blake Warren	1	0-0	0-0	0-0	0	0-0	0	0	6
Jason Lallis	1	0-0	0-0	0-0	0	0-0	0	0	6
Nic Schmitt	0	0-0	2-2	0-0	0	0-0	0	0	2
Team	0	0-0	0-0	0-0	0	0-0	0	1	2
TOTAL	48	21-27	45-46	0-0	1	1-2	0	1	400
OPPONENTS	18	14-22	17-17	0-0	0	0-1	0	0	167

TOTAL OFFENSE	G	Plays	Rush	Pass	Total	Avg/G
Bryan Randall	13	442	511	2264	2775	213.5
Mike Imoh	10	158	720	0	720	72.0
Cedric Humes	13	130	605	0	605	46.5
Justin Hamilton	13	75	336	0	336	25.8
John Candelas	5	32	166	0	166	33.2
Sean Glennon	4	11	0	137	137	34.2
Richard Johnson	13	3	5	34	39	3.0
Josh Hyman	13	1	16	0	16	1.2
Eddie Royal	12	1	11	0	11	0.9
Jesse Allen	10	2	4	0	4	0.4
Vinnie Burns	12	1	-11	0	-11	-0.9
David Clowney	12	1	-20	0	-20	-1.7
Team	13	14	-26	0	-26	-2.0
TOTAL	13	871	2317	2435	4752	365.5
OPPONENTS	13	794	1498	1986	3484	268.0

FIELD GOALS	FGM-FGA	Pct	01-19	20-29	30-39	40-49	50-99	Lg	Blk
Brandon Pace	21-27	77.8	0-0	7-8	10-13	4-6	0-0	46	0

FG SEQUENCE	Virginia Tech	OPPONENTS
Southern Cal	(35),(42)	35,(41)
Western Mich.	-	22,27,33
Duke	(21),(28)	(45)
N.C. State	33,(23),(32),(37),43	(53)
West Virginia	(30),(46),(29),34,(35)	40
Wake Forest	47,(26)	38,(20)
Florida A&M	(44),(32)	-
Georgia Tech	(30)	(46),(34)
North Carolina	39,(24),(36)	(30),54
Maryland	(27),(34)	(42),(33)
Virginia	(31)	45,(19)
Miami	(45)	(23)
Auburn	23	(23),(19),(24)

Numbers in (parentheses) indicate field goal was made.

PUNTING	No.	Yds	Avg	Long	TB	FC	I20	Blkd
Vinnie Burns	57	2296	40.3	60	2	5	18	0
Team	2	0	0.0	0	0	0	0	2
Nic Schmitt	1	43	43.0	43	0	0	0	0
TOTAL	60	2339	39.0	60	2	5	18	2
OPPONENTS	83	3492	42.1	70	9	1	18	1

ALL PURPOSE	G	Rush	Rec	PR	KOR	IR	Tot	Avg/G
Eddie Royal	12	11	470	274	346	0	1101	91.8
Mike Imoh	10	720	4	50	256	0	1030	103.0
Cedric Humes	13	605	46	0	0	0	651	50.1
Josh Hyman	13	16	491	0	66	0	573	44.1
Bryan Randall	13	511	0	0	0	0	511	39.3
Justin Hamilton	13	336	31	0	0	0	367	28.2
Josh Morgan	12	0	346	0	0	0	346	28.8
Jeff King	13	0	304	0	9	0	313	24.1
David Clowney	12	-20	263	0	45	0	288	24.0
Richard Johnson	13	5	99	91	0	0	195	15.0
Jared Mazzetta	13	0	182	0	0	0	182	14.0
John Candelas	5	166	0	0	0	0	166	33.2
Jimmy Williams	13	0	0	14	0	81	95	7.3
Blake Warren	13	0	0	0	4	86	90	6.9
Justin Harper	11	0	84	0	0	0	84	7.6
Duane Brown	13	0	64	0	0	0	64	4.9
Roland Minor	13	0	0	0	0	63	63	4.8
Eric Green	13	0	0	0	0	47	47	3.6
Brandon Flowers	1	0	0	0	0	38	38	38.0
Jesse Allen	10	4	24	0	0	0	28	2.8
John Kinzer	13	0	26	0	0	0	26	2.0
James Anderson	13	0	0	0	0	14	14	1.1
Kevin Lewis	12	0	0	0	0	13	13	1.1
Vincent Fuller	13	0	0	0	0	12	12	0.9
James Griffin	13	0	0	0	0	11	11	0.8
Chris Clifton	6	0	10	0	0	0	10	1.7
Sean Glennon	4	0	-9	0	0	0	-9	-2.2
Vinnie Burns	12	-11	0	0	0	0	-11	-0.9
Team	13	-26	0	10	0	0	-16	-1.2
TOTAL	13	2317	2435	439	726	365	6282	483.2
OPPONENTS	13	1498	1986	301	1022	155	4962	381.7

2004 Season Superlatives

Tech Individual Game Highs

Rushes	32	Mike Imoh at North Carolina (Nov 06, 2004)
Yards Rushing	243	Mike Imoh at North Carolina (Nov 06, 2004)
TD Rushes	2	Cedric Humes vs Florida A&M (Oct 16, 2004) Mike Imoh at North Carolina (Nov 06, 2004) Mike Imoh vs Maryland (Nov 18, 2004)
Long Rush	47	Mike Imoh at North Carolina (Nov 06, 2004)
Pass attempts	38	Bryan Randall vs Auburn (Jan 03, 2005)
Pass completions	21	Bryan Randall vs Auburn (Jan 03, 2005)
Yards Passing	304	Bryan Randall at Georgia Tech (Oct 28, 2004)
TD Passes	4	Bryan Randall vs Florida A&M (Oct 16, 2004)
Long Pass	80	Bryan Randall at Georgia Tech (Oct 28, 2004) Bryan Randall vs Auburn (Jan 03, 2005)
Receptions	6	Eddie Royal vs West Virginia (Oct 02, 2004)
Yards Receiving	126	Josh Morgan vs Auburn (Jan 03, 2005)
TD Receptions	2	Josh Hyman vs Virginia (Nov 27, 2004) Josh Morgan vs Auburn (Jan 03, 2005)
Long Reception	80	Eddie Royal at Georgia Tech (Oct 28, 2004) Josh Morgan vs Auburn (Jan 03, 2005)
Field Goals	4	Brandon Pace vs West Virginia (Oct 02, 2004)
Long Field Goal	46	Brandon Pace vs West Virginia (Oct 02, 2004)
Punts	7	Vinnie Burns at Miami (Dec 04, 2004)
Punting Avg	48.5	Vinnie Burns vs Western Michigan (Sep 11, 2004)
Long Punt	60	Vinnie Burns vs Duke (Sep 18, 2004)
Long Punt Return	58	Eddie Royal vs N.C. State (Sep 25, 2004)
Long Kickoff Return	48	Eddie Royal vs Auburn (Jan 03, 2005)
Tackles	13	Mikal Baaqee at Wake Forest (Oct 09, 2004)
Sacks	2.5	Darryl Tapp vs Duke (Sep 18, 2004)
Tackles For Loss	3.5	Chris Ellis vs Florida A&M (Oct 16, 2004) Jimmy Williams vs Auburn (Jan 03, 2005)
Interceptions	2	Roland Minor at Georgia Tech (Oct 28, 2004)

Tech Team Game Highs

Rushes	54	vs Florida A&M (Oct 16, 2004)
Yards Rushing	310	vs Florida A&M (Oct 16, 2004)
Yards Per Rush	5.7	vs Florida A&M (Oct 16, 2004)
TD Rushes	4	vs Maryland (Nov 18, 2004)
Pass attempts	38	vs Auburn (Jan 03, 2005)
Pass completions	21	vs Auburn (Jan 03, 2005)
Yards Passing	332	vs Western Michigan (Sep 11, 2004)
Yards Per Pass	13.3	vs Western Michigan (Sep 11, 2004)
TD Passes	4	vs Western Michigan (Sep 11, 2004) vs Florida A&M (Oct 16, 2004)
Total Plays	81	vs West Virginia (Oct 02, 2004)
Total Offense	487	vs Western Michigan (Sep 11, 2004)
Yards Per Play	8.1	vs Western Michigan (Sep 11, 2004)
Points	63	vs Western Michigan (Sep 11, 2004)
Sacks By	5	vs Florida A&M (Oct 16, 2004)
First Downs	29	vs Florida A&M (Oct 16, 2004)
Penalties	14	vs West Virginia (Oct 02, 2004)
Penalty Yards	132	vs West Virginia (Oct 02, 2004)
Turnovers	3	at Georgia Tech (Oct 28, 2004)
Interceptions By	4	vs Maryland (Nov 18, 2004)

Opponent Individual Game Highs

Rushes	28	Pearman, A., vs Virginia (Nov 27, 2004)
Yards Rushing	147	Pearman, A., vs Virginia (Nov 27, 2004)
TD Rushes	1	Adams, D., vs Duke (Sep 18, 2004) Stone, M., vs N.C. State (Sep 25, 2004) McLendon, T.A., vs N.C. State (Sep 25, 2004) Marshall, R., vs West Virginia (Oct 02, 2004) Barclay, C., at Wake Forest (Oct 09, 2004) Daniels, P.J., at Georgia Tech (Oct 28, 2004) C Scott, at North Carolina (Nov 06, 2004) Moss, T., at Miami (Dec 04, 2004)
Long Rush	78	Pearman, A., vs Virginia (Nov 27, 2004)
Pass attempts	31	Berlin, B., at Miami (Dec 04, 2004)
Pass completions	19	Leinart, Matt, vs Southern California (Aug 28, 2004) Cubit, Ryan, vs Western Michigan (Sep 11, 2004)
Yards Passing	272	Leinart, Matt, vs Southern California (Aug 28, 2004)
TD Passes	3	Leinart, Matt, vs Southern California (Aug 28, 2004)
Long Pass	53	Leinart, Matt, vs Southern California (Aug 28, 2004) Randolph, C., at Wake Forest (Oct 09, 2004) Jason Campbell, vs Auburn (Jan 03, 2005)
Receptions	8	Jennings, Greg, vs Western Michigan (Sep 11, 2004)
Yards Receiving	127	Bush, Reggie, vs Southern California (Aug 28, 2004)
TD Receptions	3	Bush, Reggie, vs Southern California (Aug 28, 2004)
Long Reception	53	Bush, Reggie, vs Southern California (Aug 28, 2004) Morton, N., at Wake Forest (Oct 09, 2004) Anthony Mix, vs Auburn (Jan 03, 2005)
Field Goals	3	John Vaughn, vs Auburn (Jan 03, 2005)
Long Field Goal	53	Deraney, J., vs N.C. State (Sep 25, 2004)
Punts	9	McDonald, T., vs Duke (Sep 18, 2004) Brady, P., vs West Virginia (Oct 02, 2004)
Punting Avg	49.0	Plackemeier, R., at Wake Forest (Oct 09, 2004)
Long Punt	70	Miller, Damon, vs Florida A&M (Oct 16, 2004)
Long Punt Return	28	J Pollock, at North Carolina (Nov 06, 2004)
Long Kickoff Return	54	Weeks, M., vs Virginia (Nov 27, 2004)
Tackles	16	Doughty, Sammy, vs Florida A&M (Oct 16, 2004)
Sacks	3.0	Lawson, M., vs N.C. State (Sep 25, 2004)
Tackles For Loss	4.0	Patterson, Mike, vs Southern California (Aug 28, 2004)
Interceptions	1	Tatupu, Lofa, vs Southern California (Aug 28, 2004) Tithof, Paul, vs Western Michigan (Sep 11, 2004) Talley, J., vs Duke (Sep 18, 2004) Kitchen, J., vs Duke (Sep 18, 2004) Jones, A., vs West Virginia (Oct 02, 2004) Wicks, E., vs West Virginia (Oct 02, 2004) Butler, J., at Georgia Tech (Oct 28, 2004) J. Rosegreen, vs Auburn (Jan 03, 2005) Derrick Graves, vs Auburn (Jan 03, 2005)

Opponent Team Game Highs

Rushes	46	vs Virginia (Nov 27, 2004)
Yards Rushing	188	vs Virginia (Nov 27, 2004)
Yards Per Rush	5.0	at North Carolina (Nov 06, 2004)
TD Rushes	2	vs N.C. State (Sep 25, 2004)
Pass attempts	39	vs Western Michigan (Sep 11, 2004)
Pass completions	26	vs Western Michigan (Sep 11, 2004)
Yards Passing	272	vs Southern California (Aug 28, 2004)
Yards Per Pass	11.8	vs Auburn (Jan 03, 2005)
TD Passes	3	vs Southern California (Aug 28, 2004)
Total Plays	75	vs Florida A&M (Oct 16, 2004)
Total Offense	373	vs Southern California (Aug 28, 2004)
Yards Per Play	6.4	vs Southern California (Aug 28, 2004)
Points	24	vs Southern California (Aug 28, 2004) at North Carolina (Nov 06, 2004)
Sacks By	10	vs N.C. State (Sep 25, 2004)
First Downs	19	at Georgia Tech (Oct 28, 2004)
Penalties	11	vs West Virginia (Oct 02, 2004) vs Maryland (Nov 18, 2004)
Penalty Yards	119	vs West Virginia (Oct 02, 2004)
Turnovers	5	vs Florida A&M (Oct 16, 2004) vs Maryland (Nov 18, 2004)
Interceptions By	2	vs Duke (Sep 18, 2004) vs West Virginia (Oct 02, 2004) vs Auburn (Jan 03, 2005)

Opponents & **THE ACC**

Virginia Tech won the 2004 ACC Championship in its inaugural season in the prestigious league

- CLEMSON
- DUKE
- FLORIDA STATE
- GEORGIA TECH
- MARYLAND
- MIAMI
- NORTH CAROLINA
- NC STATE
- VIRGINIA
- VIRGINIA TECH
- WAKE FOREST



Atlantic Co
Conference

Football

Champions

2004



Preseason All-American Jimmy Williams is one of three 2004 first-team All-ACC honorees returning for the Hokies this season. In all, 11 Virginia Tech players were honored by the conference last year and seven of those players return this year.

**1998
GATOR**

5th bowl of
12 in a row

Opponents' Composite Schedule

The complete ACC and Virginia Tech opponents' composite football schedule for 2005 follows. Virginia Tech does not play Clemson, Florida State or Wake Forest during the regular season.

Thursday, September 1

Vanderbilt at Wake Forest
William & Mary at Marshall

Saturday, September 3

Boston College at Brigham Young
Texas A&M at Clemson, ABC, 8 p.m.
Duke at East Carolina
Georgia Tech at Auburn
Maryland vs. Navy (Baltimore, Md.)
Western Michigan at Virginia
Ohio at Northwestern

Sunday, September 4

Virginia Tech at NC State, ESPN 2, 7:15 p.m.

West Virginia at Syracuse, ABC

2005 Virginia Tech Football Travel Accommodations

NC STATE

Marriott Research Triangle Park
4700 Guardian Drive
Durham, NC 27703
Phone: (919) 941-6200
Fax: (919) 941-6229

DUKE

Marriott Research Triangle Park
4700 Guardian Drive
Durham, NC 27703
Phone: (919) 941-6200
Fax: (919) 941-6229

WEST VIRGINIA

Holiday Inn Meadow Lands
340 Racetrack Road
Washington, PA 15301
Phone: (724) 222-6200
Fax: (724) 228-1977

MARYLAND

Marriott International, Inc.
6400 Ivy Lane
Greenbelt, MD 20770
Phone: (301) 441-3700
Fax: (301) 441-3995

VIRGINIA

Doubletree Hotel
2530 Seminole Trail
Charlottesville, VA 22901
Phone: (434) 973-2121
Fax: (434) 978-7735

Monday, September 5

Miami at Florida State, ABC, 8 p.m.

Saturday, September 10

Army at Boston College
Clemson at Maryland
Virginia Tech at Duke, JP/Raycom, Noon

The Citadel at Florida State
North Carolina at Georgia Tech
NC State at Temple
Wake Forest at Nebraska
Wofford at West Virginia
Kansas State at Marshall
Pittsburgh at Ohio

Saturday, September 17

Florida State at Boston College
Miami at Clemson

VMI at Duke

Connecticut at Georgia Tech

Ohio at Virginia Tech, ESPN2, 3:30 p.m.

West Virginia at Maryland
Wisconsin at North Carolina
Eastern Kentucky at NC State
Virginia at Syracuse
East Carolina at Wake Forest

Saturday, September 24

Boston College at Clemson
Duke at Virginia
Georgia Tech at Virginia Tech
Maryland at Wake Forest
Colorado at Miami
North Carolina at NC State
East Carolina at West Virginia
Marshall at Central Florida
Kent State at Ohio

Saturday, October 1

Ball State at Boston College
Clemson at Wake Forest
Navy at Duke
Syracuse at Florida State
Virginia at Maryland
South Florida at Miami
Utah at North Carolina
Virginia Tech at West Virginia
SMU at Marshall

Thursday, October 6

NC State at Georgia Tech

Saturday, October 8

Virginia at Boston College
Duke at Miami
Wake Forest at Florida State
Maryland at Temple
North Carolina at Louisville
Marshall at Virginia Tech
West Virginia at Rutgers
Ohio at BGU, 6 p.m.

Thursday, October 13

Clemson at NC State

The city of Jacksonville, Fla., has been chosen by the Atlantic Coast Conference to be the host city for the 2005 & 2006 Dr. Pepper ACC Football Championship Games and the Gator Bowl Association has been chosen to serve as the Local Organizing Committee for this historic event.

The inaugural game will take place on Saturday, Dec. 3, 2005 at 8 p.m. The winner of the Atlantic Division will face off against the Coastal Division champ at ALLTEL Stadium, home of the NFL's Jaguars and SuperBowl XXXIX.

The Dr. Pepper ACC Football Championship Game will be televised nationally on ABC.



Saturday, October 15

Wake Forest at Boston College
Georgia Tech at Duke
Florida State at Virginia
Miami at Temple
UAB at Marshall
Ohio at Central Michigan, 1 p.m.

Thursday, October 20

Virginia Tech at Maryland, ESPN, 7:30 p.m.

Saturday, October 22

Temple at Clemson
Florida State at Duke
Georgia Tech at Miami
Virginia at North Carolina
NC State at Wake Forest
West Virginia at South Florida
Marshall at UTEP
Ball State at Ohio

Thursday, October 27

Boston College at Virginia Tech, ESPN, 7:30 p.m.

Saturday, October 29

Clemson at Georgia Tech
Wake Forest at Duke
Maryland at Florida State
North Carolina at Miami
Southern Mississippi at NC State
Marshall at Tulane
Ohio at Buffalo, 1:30 p.m.

Wednesday, November 2

Connecticut at West Virginia, ESPN2

Friday, November 4

Toledo at Ohio

Saturday, November 5

Boston College at North Carolina
Duke at Clemson

Saturday, November 5

NC State at Florida State
Wake Forest at Georgia Tech
Miami at Virginia Tech
Temple at Virginia

Tuesday, November 8

Southern Miss at Marshall

Wednesday, November 9

West Virginia at Cincinnati, ESPN2

Saturday, November 12

NC State at Boston College
Florida State at Clemson
Georgia Tech at Virginia
Maryland at North Carolina

Tuesday, November 15

Ohio at Akron

Thursday, November 17

Miami at Wake Forest

Saturday, November 19

Boston College at Maryland
Clemson at South Carolina
Duke at North Carolina
Virginia Tech at Virginia
East Carolina at Marshall

Monday, November 21

Miami (OH) at Ohio

Thursday, November 24

Pittsburgh at West Virginia, ESPN

Saturday, November 26

Florida State at Florida
Georgia at Georgia Tech
Maryland at NC State
Virginia at Miami
North Carolina at Virginia Tech
Marshall at Memphis

The Atlantic Coast Conference

The Tradition

Consistency. It's the mark of true excellence in any endeavor.

However, in today's intercollegiate athletics, competition has become so balanced and so competitive that it is virtually impossible to maintain a high level of consistency.

Yet the Atlantic Coast Conference has defied the odds. Now in its 53rd year of competition, the ACC has long enjoyed the reputation as one of the strongest and most competitive intercollegiate conferences in the nation. And that is not mere conjecture, the numbers support it.

The conference had an immediate impact on the national college football scene in the fall of 1953 when the University of Maryland captured the first of what would eventually be five national football titles for the ACC. Clemson laid claim to the league's second national title in 1981 while Georgia Tech followed suit in 1990. Florida State pocketed national titles Nos. 4 and 5 in 1994 and 1999, respectively.

In addition, Miami has laid claim to five national gridiron titles over the past 22 seasons. Four of the Hurricanes' five national titles (1983, 1987, 1989, 2001) were unanimous with both the sportswriters and coaches polls in agreement, while in 1991 Miami (AP) shared the national title with Washington (coaches).

The 12 institutions that take to the field this fall under the ACC banner have produced 497 first- or second-team gridiron All-Americans. The current 12 ACC schools have had 2,125 players selected in the annual professional football draft, including five first-round selections and 36 overall selections a year ago.

If success is best measured in terms of wins and losses, then the ACC over the years has proved itself to be among the elite in Division I-A football. The ACC is the nation's winningest bowl conference as the 12 current league teams are a combined 132-115-5 (.534) in post-season play.



Virginia Tech AD Jim Weaver and ACC Commissioner John Swofford at the announcement that the Hokies would be joining the ACC.

Over the past four years, the ACC is 16-9 in post-season play and has the best bowl winning percentage (.640) among all BCS conferences.

In 2003, the ACC set an NCAA record when seven of its nine teams (78 percent) received bowl bids.

Georgia Tech is the winningest bowl team in Division I-A history. Following its 51-14 win over Syracuse in last year's Champs Sports Bowl, the Yellow Jackets are 22-11 (.667) while USC (.651) is second.

For the first time ever, the Atlantic Coast Conference surpassed the 3.5 million mark in total attendance and for the fifth-straight year the league set a new per game average record averaging 55,955 per contest.

Virginia Tech, which claimed the 2004 ACC title, headed up a group of four ACC teams ranked in the final BCS standings last year. The Hokies were ranked eighth, followed by Miami (14th), Florida State (16th) and Virginia (18th).

ACC Staff Directory

Mailing: P.O. Drawer ACC, Greensboro, NC 27417-6724
Shipping: 4512 Weybridge Lane, Greensboro, NC 27407

Administrative
Phone: (336) 854-8787
Fax: (336) 316-6097

Media Relations - Video Services
Phone: (336) 851-6062
Fax: (336) 854-8797

Commissioner	John D. Swofford
Associate Commissioner	Frederick Barakat
Associate Commissioner	Jeff Elliott
Associate Commissioner	Bernadette McGlade
Associate Commissioner	Shane Lyons
Assistant Commissioner/Football/External Relations	Mike Finn
Assistant Commissioner/Media Relations.....	Brian Morrison
Coordinator of Football Officials	Tommy Hunt
Director of Video Services.....	W. Scott McBurney
Director of Championships.....	Davis Whitfield
Director of Information Systems	Christina Tracey
Director of Public Relations/Associate Director of Media Relations	Amy Yakola
Business Manager.....	Lynne Herndon
Assistant Director/Compliance	Lindsey Babcock
Assistant Director/Media Relations	Sarah Schmidt
Assistant Director/Media Relations	Jason Leturmy
Assistant Director/Video Services.....	Steve Vollinger
Assistant Director/Women's Basketball	Brad Hecker
Executive Assistant to the Commissioner	Cel DiAmico
Administrative Asst./Media Relations/Video Services	Barbara Dery
Administrative Assistant/Men's Basketball	Kathy Hunt
Administrative Assistant/Championships.....	Jennie Barrett
Administrative Assistant/Compliance/Student-Athlete Welfare..	Tracey Haith
Administrative Assistant/External Relations/Football.....	Kris Willett
Administrative Assistant/Administration/Business.....	Susan Anthony
Administrative Assistant/Receptionist	Emily Watkins
Website Editor.....	Harrison Rand

The Atlantic Coast Conference

A History

The Atlantic Coast Conference was founded on May 8, 1953, at the Sedgefield Inn near Greensboro, N.C., with seven charter members — Clemson, Duke, Maryland, North Carolina,

North Carolina State, South Carolina and Wake Forest — drawing up the conference by-laws.

The withdrawal of seven schools from the Southern Conference came early on the

morning of May 8, 1953, during the Southern Conference's annual spring meeting. On June 14, 1953, the seven members met in Raleigh, N.C., where a set of bylaws was adopted and the name became officially the Atlantic Coast Conference.

Suggestions from fans for the name of the new conference appeared in the region's newspapers prior to the meeting in Raleigh. Duke's Eddie Cameron recommended that the name of the conference be the Atlantic Coast Conference, and the motion was passed unanimously. The meeting concluded with each member institution assessed \$200.00 to pay for conference expenses.

On Dec. 4, 1953, conference officials met again at Sedgefield and officially admitted the University of Virginia as the

league's eighth member. The first, and only, withdrawal of a school from the ACC came on June 30, 1971, when the University of South Carolina tendered its resignation.

The ACC operated with seven members until April 3, 1978, when the Georgia Institute of Technology was admitted. The Atlanta school had withdrawn from the Southeastern Conference in January of 1964.

The ACC expanded to nine members on July 1, 1991, with the addition of Florida State University.

The conference expanded to 11 members on July 1, 2004, with the addition of the University of Miami and Virginia Tech. On Oct. 17, 2003, Boston College accepted an invitation to become the league's 12th member and starts play as a full member this academic year.

HISTORY OF SCHOOL AFFILIATIONS

BOSTON COLLEGE

Charter member of the Big East Conference in 1979 for most sports other than football; Charter member of the Big East Football Conference in 1991; joined the ACC on July 1, 2005.

CLEMSON

Charter member of the Southern Intercollegiate Athletic Association in 1894, a charter member of the Southern Conference in 1921, a charter member of the Atlantic Coast Conference (ACC) in 1953.

DUKE

Joined the Southern Conference in December, 1928; charter member of the ACC in 1953.

FLORIDA STATE

Charter member of the Dixie Conference in 1948; joined the Metro Conference in July, 1976; joined the ACC July, 1991.

GEORGIA TECH

Charter member of the Southern Intercollegiate Athletic Association in 1894, charter member of Southern Conference in 1921, charter member of the SEC in 1932, joined the ACC in April, 1978.

MARYLAND

Charter member of the Southern Conference in 1921, charter member of the ACC in 1953.

MIAMI

Charter member of the Big East Football Conference in 1991; joined the ACC in July, 2004.

NORTH CAROLINA

Charter member of the Southern Intercollegiate Athletic Association in 1894, charter member of the Southern Conference in 1921, charter member of the ACC in 1953.

NC STATE

Charter member of the Southern Conference in 1921; charter member of the ACC in 1953.

VIRGINIA

Charter member of the Southern Intercollegiate Athletic Association in 1894, charter member of the Southern Conference in 1921, resigned from Southern Conference in December 1936, joined the ACC in December, 1953.

VIRGINIA TECH

Charter member of the Southern Conference in 1921; withdrew from the Southern Conference in June, 1965; became a charter member of the Big East Football Conference on Feb. 5, 1991; joined the ACC on July 1, 2004.

WAKE FOREST

Joined the Southern Conference in February, 1936, charter member of the ACC in 1953.



ACC Commissioner John Swofford tossed the commemorative coin on Sept. 18, 2004 when the Hokies hosted Duke for Tech's first ACC football game.

ACC Atlantic Division

Boston College
Clemson
Florida State
Maryland
NC State
Wake Forest

ACC Coastal Division


Duke
Georgia Tech
Miami
North Carolina
Virginia
Virginia Tech

ACC Standings & Honors

Final 2004 Standings


School	Conference		Overall	
	W-L	Pct.	W-L	Pct.
Virginia Tech	7-1	.875	10-3	.769
Florida State	6-2	.750	9-3	.750
Miami	5-3	.625	9-3	.750
Virginia	5-3	.625	8-4	.667
North Carolina	5-3	.625	6-6	.500
Georgia Tech	4-4	.500	7-5	.583
Clemson	4-4	.500	6-5	.545
Maryland	3-5	.375	5-6	.455
NC State	3-5	.375	5-6	.455
Wake Forest	1-7	.125	4-7	.364
Duke	1-7	.125	2-9	.182

2004 ACC Individual Awards



Bryan Randall

- ROOKIE OF THE YEAR
Calvin Johnson, Georgia Tech
- COACH OF THE YEAR
Frank Beamer, Virginia Tech
- PLAYER OF THE YEAR
Bryan Randall, Virginia Tech
- OFFENSIVE PLAYER OF THE YEAR
Bryan Randall, Virginia Tech
- DEFENSIVE PLAYER OF THE YEAR
Leroy Hill, Clemson



Frank Beamer

2004 ALL-ACC FOOTBALL TEAM AWARDS

OFFENSE

Quarterback

First Team

Bryan Randall, Sr., VT (167)

Alvin Pearman, Sr., UVa (181)

Chris Barclay, Jr., WF (163)

Running Back

Airese Currie, Sr., Clem. (152)

Calvin Johnson, Fr., GaT (140)

Wide Receiver

Heath Miller, Jr., UVa (186)

Tight End

Alex Barron, Sr., FSU (157)

Tackle

D'Brickshaw Ferguson, Jr., UVa (106)

Guard

Elton Brown, Sr., UVa (196)

C.J. Brooks, Sr., Md. (118)

Center

Jason Brown, Sr., UNC (133)

Second Team

Brock Berlin, Sr., Miami (100)

Frank Gore, Jr., Miami (87)

Leon Washington, Jr., FSU (83)

Chauncey Stovall, Sr., FSU (125)

Roscoe Parrish, Jr., Miami (113)

Jeff King, Jr., VT (33)

Chris Myers, Sr., Miami (72)

Jon Dunn, Sr., VT (47)

Steve Vallos, So., WF (85)

Kyle Ralph, Jr., UNC (78)

Zac Yarbrough, Sr., UVa (43)

Honorable Mention

Darian Durant, Sr., UNC (32)

Chad Scott, Sr., UNC (32)

Ray Willis, Sr., FSU (46)

Jimmy Martin, Jr., VT (43)

Willie McNeill, Sr., UNC (38)

Cedric Johnson, Sr., Clem. (65)

Leroy Harris, So., NCS (48)

Will Montgomery, Jr., VT (37)

Joel Rodriguez, Sr., Miami (37)

DEFENSE

Defensive Line

First Team

Darryl Tapp, Jr., VT (142)

Shawne Merriman, Jr., Md. (138)

Travis Johnson, Sr., FSU (134)

Mario Williams, So., NCS (107)

Linebacker

D'Qwell Jackson, Jr., Md. (148)

Leroy Hill, Sr., Clem. (143)

Ahmad Brooks, So., UVa (116)

Defensive Back

Antrel Rolle, Sr., Miami (160)

Jimmy Williams, Jr., VT (118)

James Butler, Sr., GaT (89)

Antonio Cromartie, So., FSU (78)

Second Team

Manny Lawson, Jr., NCS (106)

Jim Davis, Sr., VT (82)

Eric Henderson, Jr., GaT (78)

Chauncey Davis, Sr., FSU (67)

Darryl Blackstock, Jr., UVa (113)

Gerris Wilkinson, Jr., GaT (79)

Ernie Sims, So., FSU (68)

John Talley, So., Duke (73)

Eric King, Sr., WF (64)

Bryant McFadden, Sr., FSU (58)

Domonique Foxworth, Sr., Md. (57)

Honorable Mention

Orien Harris, Jr., Miami (55)

Andrew Hoffman, Sr., UVa (50)

Baraka Atkins, So., Miami (43)

Eric Moore, Sr., FSU (37)

Jonathan Lewis, Jr., VT (35)

Eric Coleman, Sr., Clem. (34)

Jonathan Abbate, Fr., WF (58)

Chris Reis, Jr., GaT (35)

A.J. Nicholson, Jr., FSU (33)

Roger McIntosh, Jr., Miami (33)

Vincent Fuller, Sr., VT (50)

Tye Hill, Jr., Clem. (50)

Chris Kelley, Sr., Md. (43)

Pat Watkins, Jr., FSU (42)

Justin Miller, Jr., Clem. (57)

Andre Maddox, Sr., NCS (40)

Gerald Sensabaugh, Sr., UNC (35)

Greg Threat, Jr., Miami (33)

SPECIAL TEAMS

Placekicker

First Team

Brandon Pace, So., VT (135)

Punter

Ryan Plackemeier, Jr., WF (153)

Specialist

Devin Hester, So., Miami (158)

Second Team

Travis Bell, Fr., GaT (66)

Adam Podlesh, So., Md. (111)

Justin Miller, Jr., Clem. (101)

Honorable Mention

Connor Barth, Fr., UNC (47)

Nick Novak, Sr., Md. (47)

Votes in parentheses

2004-05 Bowl Result Summary

Dec. 21	Champs Sports Bowl	Orlando, Fla.	Georgia Tech 51, Syracuse 14..... Daniels rushes for 199 yards; Tech totals 514 yards
Dec. 27	MPC Computers Bowl	Boise, Idaho	Fresno State 37, Virginia 34 otHagans accumulates 247 yards in total offense
Dec. 30	Continental Tire Bowl	Charlotte, N.C.	Boston College 37, North Carolina 24 Durant throws for 259 yards & 3 TDs
Dec. 31	Chick-fil-A Peach Bowl	Atlanta, Ga.	Miami 27, Florida 10Hurricanes score two special teams touchdowns
Jan. 1	Toyota Gator Bowl	Jacksonville, Fla.	Florida State 30, West Virginia 18..... Washington & Booker total 296 yards rushing
Jan. 3	Nokia Sugar Bowl	New Orleans, La.	Auburn 16, Virginia Tech 13Randall throws for 299 yards and two TDs

2004 Final ACC Statistics

RUSHING	NCAA	G	Att	Yds	Avg	Long	TD	PG
Leon Washington, Jr., FSU	29	10	138	951	6.9	69	7	95.1
Chris Barclay, Jr., WF	33	11	243	1010	4.2	50	9	91.8
Alvin Pearman, Sr., UVa	45	12	195	1037	5.3	78	10	86.4
Frank Gore, Jr., Miami	59	12	197	945	4.8	44	8	78.8
T.A. McLendon, Jr., NCS	64	10	167	770	4.6	41	6	77.0
Lorenzo Booker, So., FSU	67	12	173	887	5.1	53	4	73.9
Chad Scott, Sr., UNC	74	11	143	796	5.6	48	8	72.4
Wali Lundy, Jr., UVa	77	12	175	864	4.9	44	17	72.0
Mike Imoh, Jr., VT	77	10	158	720	4.6	47	6	72.0
Reggie Merriweather, So., Clem.	96	10	136	670	4.9	62	11	67.0
Sammy Maldonado, Sr., Md.	11	138	560	4.1	40	5	50.9	
Jacque Lewis, Sr., UNC	11	74	557	7.5	53	3	50.6	
Josh Allen, Jr., Md.	11	144	533	3.7	28	5	48.5	
Rashaun Grant, Fr., GaT	10	94	425	4.5	33	0	42.5	
Cedric Humes, Jr., VT	13	130	605	4.7	37	5	46.5	

ALL PURPOSE YARDS	NCAA	G	Rush	Rec	P Ret	KO Ret	Yards	PG
Alvin Pearman, Sr., UVa	11	12	1037	402	314	185	1938	161.5
Leon Washington, Jr., FSU	58	10	951	90	3	81	1125	112.5
Mike Imoh, Jr., VT	74	10	720	4	50	256	1030	103.0
Chris Barclay, Jr., WF	75	11	1010	118	0	0	1128	102.5
Airese Currie, Sr., Clem.	85	11	8	868	0	212	1088	98.9
Justin Miller, Jr., Clem.	11	2	0	339	661	1002	92.4	
Eddie Royal, Fr., VT	12	11	470	274	346	1101	91.8	

PUNTING	NCAA	G	Punt	Yds	Long	Avg
Ryan Plackemeier, Jr., WF	8	11	64	2809	69	43.9
Adam Podlesh, So., Md.	10	11	63	2755	70	43.7
Chris Hall, Jr., FSU	35	12	67	2820	61	42.1
John Deraney, So., NCS	38	11	60	2514	62	41.9
David Woodlridge, So., UNC	46	11	48	2003	60	41.7
Brian Monroe, So., Miami	52	12	64	2635	67	41.2
Vinnie Burns, Sr., VT	64	12	57	2296	60	40.3

TOTAL OFFENSE	NCAA	G	Rush	Pass	Total	Plays	Per Play	PG
Brock Berlin, Sr., Miami	45	12	-53	2680	2627	390	6.7	218.9
Bryan Randall, Sr., VT	51	13	511	2264	2775	442	6.3	213.5
Reggie Ball, So., GaT	55	12	332	2147	2479	460	5.4	206.6
Darian Durant, Sr., UNC	57	12	188	2238	2426	380	6.4	202.2
Marques Hagans, Jr., UVa	58	12	394	2024	2418	338	7.2	201.5

PUNT RETURN AVG	NCAA	G	Ret	Yds	TD	Avg
Darrell Blackman, Fr., NCS	3	10	12	214	1	17.8
Devin Hester, So., Miami	6	12	19	326	3	17.2
Roscoe Parrish, Jr., Miami	8	12	20	324	2	16.2
Willie Reid, Jr., FSU	19	11	38	522	0	13.7
Justin Miller, Jr., Clem.	21	11	26	339	1	13.0
Alvin Pearman, Sr., UVa	37	12	28	314	1	11.2
Eddie Royal, Fr., VT	39	12	25	274	0	11.0

SCORING	NCAA	G	TD	XPT	FG	2XP	PG
Wali Lundy, Jr., UVa	18	12	17	0	0	0	8.5
Brandon Pace, So., VT	23	13	0	43-44	21-27	0	8.2
Connor Hughes, Jr., UVa	33	12	0	42-45	17-24	0	7.8
Jon Peattie, So., Miami	38	12	0	45-45	15-24	0	7.5
Reggie Merriweather, So., Clem.	76	10	11	0	0	0	6.6
Xavier Beitia, Sr., FSU	91	12	0	29-29	16-25	0	6.4
Connor Barth, Fr., UNC	91	12	0	35-37	14-18	0	6.4
Travis Bell, Fr., GaT	96	12	0	31-31	15-17	0	6.3
Nick Novak, Sr., Md.	96	11	0	21-21	16-22	0	6.3
John Deraney, So., NCS	11	0	0	29-29	13-22	0	6.2

INTERCEPTIONS PG	NCAA	G	Int	Yds	TD	PG
Jimmy Williams, Jr., VT	30	13	5	81	1	0.38
John Talley, So., Duke	33	11	4	172	2	0.36
Pat Watkins, Jr., FSU	51	12	4	63	0	0.33
Antonio Cromartie, So., FSU	51	12	4	40	1	0.33
Devin Hester, So., Miami	51	12	4	28	0	0.33
Marcus Hamilton, So., UVa	51	12	4	-2	0	0.33

FIELD GOALS PG	NCAA	G	FG	FGA	Pct.	PG
Brandon Pace, So., VT	10	13	21	27	0.778	1.62
Nick Novak, Sr., Md.	16	11	16	22	0.727	1.45
Connor Hughes, Jr., UVa	18	12	17	24	0.708	1.42
Xavier Beitia, Sr., FSU	22	12	16	25	0.640	1.33
Travis Bell, Fr., GaT	31	12	15	17	0.882	1.25

2004 ACC Defensive Stats

TACKLES	NCAA	G	Solo	Ast	Total	PG
D'Qwell Jackson, Jr., Md.	11	11	63	60	123	11.2
Gerris Wilkinson, Jr., GaT	24	12	53	66	119	9.9
Greg Threat, Jr., Miami	12	57	53	110	9.2	
Jonathan Abbate, Fr., WF	11	59	41	100	9.1	
Leroy Hill, Sr., Clem.	11	47	51	98	8.9	
Roger McIntosh, Jr., Miami	10	37	52	89	8.9	
Alex Green, Sr., Duke	11	53	40	93	8.5	
Shawne Merriman, Jr., Md.	11	53	32	85	7.7	
Chris Kelley, Sr., Md.	11	45	40	85	7.7	
James Butler, Sr., GaT	12	56	35	91	7.6	
Ahmad Brooks, So., UVa	12	41	49	90	7.5	
Giuseppe Aguanno, Sr., Duke	11	32	50	82	7.5	
A.J. Nicholson, Jr., FSU	12	39	49	88	7.3	
Ernie Sims, So., FSU	12	41	45	86	7.2	
Brendan Dewan, Jr., Duke	11	30	46	76	6.9	
Dawan Landry, Jr., GaT	12	45	36	81	6.8	
William Kershaw, Jr., Md.	11	38	36	74	6.7	
Kai Parham, So., UVa	12	33	47	80	6.7	
Tony Franklin, So., UVa	12	53	25	78	6.5	
Gerald Sensabaugh, Sr., UNC	12	59	19	78	6.5	
Josh Gattis, So., WF	11	50	21	71	6.5	
Oliver Hoyte, Jr., NCS	11	31	39	70	6.4	
Anthony Waters, So., Clem.	11	25	44	69	6.3	
Tavares Gooden, So., Miami	11	28	40	68	6.2	
Jerome Carter, Sr., FSU	12	40	34	74	6.2	
Anthony Reddick, Fr., Miami	11	37	30	67	6.1	
Pat Thomas, Sr., NCS	11	33	34	67	6.1	
Tommy Richardson, Jr., UNC	11	39	28	67	6.1	
Jamaal Fudge, Jr., Clem.	11	37	29	66	6.0	
Chris Reis, Jr., GaT	12	29	41	70	5.8	
Travis Pugh, Sr., Clem.	11	34	30	64	5.8	
Malcolm Ruff, Jr., Duke	10	26	31	57	5.7	
Kareen Taylor, So., UNC	12	36	31	67	5.6	
Brad White, Sr., WF	10	40	15	55	5.5	
Mikal Baaqee, Sr., VT	13	30	41	71	5.5	
Dennis Haley, Sr., UVa	12	31	33	64	5.3	
Brian Greene, Jr., Duke	10	20	32	52	5.2	
Caron Bracy, Sr., WF	11	36	21	57	5.2	
Jacoby Watkins, So., UNC	12	47	14	61	5.1	
Marquis Weeks, Sr., UVa	12	36	24	60	5.0	
Buster Davis, So., FSU	12	28	32	60	5.0	
Vince Hall, Fr., VT	13	21	43	64	4.9	
Tramaine Billie, So., Clem.	11	28	26	54	4.9	
Meriweather, B., So., Miami	12	32	26	58	4.8	
Antrel Rolle, Sr., Miami	12	37	21	58	4.8	
John Talley, So., Duke	11	32	21	53	4.8	
David Holloway, So., Md.	11	29	24	53	4.8	
Warren Braxton, Sr., WF	11	35	17	52	4.7	
Marcus Hudson, Jr., NCS	11	32	20	52	4.7	
Stephen Tulloch, So., NCS	11	23	29	52	4.7	

QB SACKS	NCAA	G	Pos	Solo	Ast	Yds	PG
Darryl Blackstock, Jr., UVa	11	12	LB	10	1	62	0.88
Leroy Hill, Sr., Clem.	15	11	LB	8	1	71	0.77
Shawne Merriman, Jr., Md.	15	11	DE	8	1	47	0.77
Chris Reis, Jr., GaT	28	12	LB	6	4	66	0.67
Darryl Tapp, Jr., VT	13	DE	8	1	54	0.65	

TACKLES FOR LOSS	NCAA	G	Pos	Solo	Ast	Yds	PG
Leroy Hill, Sr., Clem.	8	11	LB	14	7	93	1.59
Shawne Merriman, Jr., Md.	11	11	DE	15	4	87	1.55
Travis Johnson, Sr., FSU	15	12	DT	13	10	47	1.50
Gerris Wilkinson, Jr., GaT	21	12	LB	9	16	69	1.42
Darryl Tapp, Jr., VT	13	DE	13	7	82	1.27	
Chris Reis, Jr., GaT	12	LB	9	12	88	1.25	

PASSES DEFENDED	NCAA	G	Brup	Int	Total	Avg/G
John Talley, So., Duke	3	11	14	4	18	1.64
Tye Hill, Jr., Clem.	3	11	18	0	18	1.64
Jimmy Williams, Jr., VT	12	13	14	5	19	1.46
Eric King, Sr., WF	28	10	11	1	12	1.20
Gerrick McPhearson, Jr., Md.	11	11	0	11	1.00	
Jamaal Fudge, Jr., Clem.	11	8	3	11	1.00	
Lamont Reid, Sr., NCS	11	10	1	11	1.00	

2004 Final Team Rankings

TOTAL OFFENSE	NCAA	G	Rush	Pass	Plays	Yards	PP	TD	PG
Virginia	24	12	2914	2167	834	5081	6.1	43	423.4
North Carolina	43	12	2115	2573	775	4688	6.0	37	390.7
Florida State	61	12	1944	2526	862	4470	5.2	30	372.5
Virginia Tech	65	13	2317	2435	871	4752	5.5	42	365.5
Miami	66	12	1572	2812	792	4384	5.5	38	365.3
Wake Forest	76	11	2267	1597	770	3864	5.0	24	351.3
NC State	78	11	1617	2222	778	3839	4.9	27	349.0
Georgia Tech	80	12	1947	2210	832	4157	5.0	28	346.4
Maryland	108	11	1315	1963	755	3278	4.3	20	298.0
Clemson	110	11	1183	2069	736	3252	4.4	22	295.6
Duke	117	11	1035	1885	700	2920	4.2	17	265.5

RUSHING OFFENSE	NCAA	G	Att	Yds	Avg	LG	TD	PG
Virginia	9	12	550	2914	5.3	78	34	242.8
Wake Forest	17	11	527	2267	4.3	50	18	206.1
Virginia Tech	32	13	552	2317	4.2	47	18	178.2
North Carolina	35	12	436	2115	4.9	53	19	176.2
Georgia Tech	49	12	486	1947	4.0	56	11	162.2
Florida State	50	12	460	1944	4.2	69	19	162.0
NC State	68	11	435	1617	3.7	41	15	147.0
Miami	79	12	422	1572	3.7	44	16	131.0
Maryland	92	11	450	1315	2.9	40	12	119.5
Clemson	100	11	381	1183	3.1	62	15	107.5
Duke	109	11	386	1035	2.7	83	7	94.1

PASS OFFENSE	NCAA	G	Att	Cmp	Int	Pct.	Yds	Avg	TD	PG
Miami	43	12	370	207	6	55.9	2812	7.6	22	234.3
North Carolina	57	12	339	202	11	59.6	2573	7.6	18	214.4
Florida State	63	12	402	215	15	53.5	2526	6.3	11	210.5
NC State	71	11	343	191	16	55.7	2222	6.5	12	202.0
Clemson	78	11	355	178	17	50.1	2069	5.8	7	188.1
Virginia Tech	80	13	319	179	9	56.1	2435	7.6	24	187.3
Georgia Tech	86	12	346	169	18	48.8	2210	6.4	17	184.2
Virginia	91	12	284	179	5	63.0	2167	7.6	9	180.6
Maryland	93	11	305	161	16	52.8	1963	6.4	8	178.5
Duke	98	11	314	180	11	57.3	1885	6.0	10	171.4
Wake Forest	109	11	243	128	7	52.7	1597	6.6	6	145.2

SCORING OFFENSE	NCAA	G	TD	XP	2XP	DXP	FG	Saf	Pts	PG
Miami	21	12	48	47-47	0	0	15-24	0	380	31.7
Virginia Tech	25	13	48	45-46	1-2	0	21-27	1	400	30.8
Virginia	27	12	45	42-45	0	0	17-24	0	363	30.2
North Carolina	50	12	40	35-37	1-3	0	14-18	0	319	26.6
Florida State	57	12	33	33-33	0	0	23-34	1	302	25.2
NC State	73	11	32	29-29	2-3	0	13-22	0	264	24.0
Georgia Tech	85	12	31	31-31	0	0	15-19	1	264	22.0
Clemson	90	11	27	23-25	1-2	0	15-20	2	236	21.5
Wake Forest	93	11	29	29-29	0	0	9-17	0	230	20.9
Maryland	109	11	21	21-21	0	0	16-22	0	195	17.7
Duke	112	11	21	18-19	0-2	0	13-19	0	183	16.6

PASS EFFICIENCY	NCAA	G	Att	Cmp	Pct	Int	Yds	TD	Effic
Virginia Tech	13	319	179	.561	9	2435	24	139.4	
Miami	12	370	207	.559	6	2812	22	136.2	
North Carolina	12	339	202	.596	11	2573	18	134.4	
Virginia	12	284	179	.630	5	2167	9	134.1	
NC State	11	343	191	.557	16	2222	12	112.3	
Duke	11	314	180	.573	11	1885	10	111.3	
Wake Forest	11	243	128	.527	7	1597	6	110.3	
Georgia Tech	12	346	169	.488	18	2210	17	108.3	
Florida State	12	402	215	.535	15	2526	11	107.8	
Maryland	11	305	161	.528	16	1963	8	105.0	
Clemson	11	355	178	.501	17	2069	7	96.0	

RUSHING DEF.	NCAA	G	Rush	Yards	Avg.	TD	PG	K.O. RET	NCAA	G	Ret	Yds	Long	TD	Avg
Florida State	3	12	418	997	2.4	5	83.1	Virginia	2	12	35	932	100	1	26.6
NC State	9	11	429	1126	2.6	6	102.4	Clemson	3	11	34	920	97	2	26.3
Georgia Tech	13	12	405	1255	3.1	13	104.6	Virginia Tech	15	13	31	726	48	0	23.4
Virginia Tech	21	13	462	1498	3.2	8	115.2	NC State	16	11	25	585	74	1	23.4
Virginia	24	12	413	1417	3.4	10	118.1	Georgia Tech	33	12	30	653	46	0	21.8
Clemson	41	11	466	1492	3.2	15	135.6	Duke	36	11	51	1101	94	1	21.6
Maryland	56	11	471	1574	3.3	14	143.1	Maryland	39	11	30	637	52	0	21.2
Miami	67	12	486	1860	3.8	11	155.0	North Carolina	51	12	49	1006	46	0	20.5
Wake Forest	68	11	425	1737	4.1	12	157.9	Florida State	56	12	31	629	61	0	20.3
North Carolina	109	12	501	2621	5.2	31	218.4	Miami	80	12	33	625	100	1	18.9
Duke	113	11	496	2483	5.0	21	225.7	Wake Forest	106	11	38	676	43	0	17.8

T.O. MARGIN	NCAA	G	Fum	Int	Tot	Fum	Int	Tot	Mar	Per/G
Miami	5	12	14	13	27	7	6	13	14	1.17
Virginia Tech	9	13	13	19	32	10	9	19	13	1.00
Wake Forest	18	11	9	11	20	6	7	13	7	0.64
Florida State	19	12	13	16	29	7	15	22	7	0.58
Virginia	25	12	7	9	16	5	5	10	6	0.50
Duke	49	11	11	15	26	13	11	24	2	0.18
North Carolina	85	12	7	8	15	8	11	19	-4	-0.33
Clemson	100	11	5	11	16	7	17	24	-8	-0.73
Maryland	102	11	10	6	16	9	16	25	-9	-0.82
Georgia Tech	109	12	7	10	17	12	18	30	-13	-1.08
NC State	114	11	6	9	15	16	16	32	-17	-1.55

TOTAL DEFENSE	NCAA	G	Rush	Pass	Plys	Yards	Avg	TD	PG
NC State	1	11	1126	1309	701	2435	3.5	18	221.4
Virginia Tech	4	13	1498	1986	794	3484	4.4	16	268.0
Florida State	7	12	997	2409	798	3406	4.3	13	283.8
Georgia Tech	12	12	1255	2320	800	3575	4.5	25	297.9
Virginia	18	12	1417	2337	746	3754	5.0	25	312.8
Maryland	21	11	1574	1894	763	3468	4.5	21	315.3
Clemson	26	11	1492	2108	825	3600	4.4	25	327.3
Miami	28	12	1860	2077	822	3937	4.8	24	328.1
Wake Forest	71	11	1737	2588	795	4325	5.4	28	393.2
Duke	100	11	2483	2208	773	4691	6.1	34	426.5
North Carolina	109	12	2621	2737	862	5358	6.2	45	446.5

PASS DEFENSE	NCAA	G	Att	Cmp	Int	Pct.	Yds	Avg	TD	PG
NC State	2	11	272	118	9	43.4	1309	4.8	12	119.0
Virginia Tech	4	13	332	180	19	54.2	1986	6.0	8	152.8
Maryland	8	11	292	141	6	48.3	1894	6.5	7	172.2
Miami	9	12	336	170	13	50.6	2077	6.2	13	173.1
Clemson	23	11	359	183	11	51.0	2108	5.9	10	191.6
Georgia Tech	24	12	395	215	10	54.4	2320	5.9	12	193.3
Virginia	27	12	333	202	9	60.7	2337	7.0	15	194.8
Duke	36	11	277	162	15	58.5	2208	8.0	13	200.7
Florida State	37	12	380	204	16	53.7	2409	6.3	8	200.8
North Carolina	77	12	361	222	8	61.5	2737	7.6	14	228.1
Wake Forest	84	11	370	205	11	55.4	2588	7.0	16	235.3


SCORING DEFENSE	NCAA	G	TD	XP	2XP	DXP	FG	Saf	Pts	Avg
Virginia Tech	2	13	18	17-17	0-1	0	14-22	0	167	12.8
Florida State	4	12	18	14-16	0-1	0	15-21	1	169	14.1
Miami	13	12	25	24-25	0	0	10-21	0	204	17.0
Virginia	17	12	26	22-23	2-3	0	10-14	1	212	17.7
Georgia Tech	21	12	28	23-25	2-3	0	10-21	1	227	18.9
NC State	25	11	23	23-23	0	0	19-25	0	218	19.8
Maryland	27	11	26	22-23	2-3	0	12-23	1	220	20.0
Clemson	29	11	26	25-25	0	0	16-18	0	229	20.8
Wake Forest	41	11	30	27-27	2-3	0	14-25	1	253	23.0
Duke	78	11	37	34-37	0	0	22-26	0	322	29.3
North Carolina	92	12	48	45-47	1-1	0	15-20	1	382	31.8

PASS DEF EFFICIENCY	NCAA	G	Att	Cmp	Int	Pct.	Yds	TD	Effic
NC State	11	272	118	9	43.4	1309	12	91.7	
Virginia Tech	13	332	180	19	54.2	1986	8	101.0	
Clemson	11	359	183	11	51.0	2108	10	103.4	
Florida State	12	380	204	16	53.7	2409	8	105.5	
Maryland	11	292	141	6	48.3	1894	7	106.6	
Miami	12	336	170	13	50.6	2077	13	107.6	
Georgia Tech	12	395	215	10	54.4	2320	12	108.7	
Wake Forest	11	370	205						

Opponents' Quick Facts

NC State (Tech visits 9/4/05)

Location: Raleigh, N.C.
Stadium: Carter-Finley Stadium
Capacity: 56,800
Coach: Chuck Amato
Record at NCSU: 39-23 (5 years)
Career Record: 39-23 (5 years)
Conference: Atlantic Coast
'04 Record/ACC Record: 5-6/3-5
Letterwinners Returning/Lost: 37/17
Starters Returning/Lost: 15/9
Football Contact: Annabelle Vaughan
Phone/Fax: (919) 515-2102/(919) 515-2898
E-mail: Annabelle_Vaughan@ncsu.edu
Website: www.gopack.com



Duke (Tech visits 9/10/05)

Location: Durham, N.C.
Stadium: Wallace Wade Stadium
Capacity: 33,941
Coach: Ted Roof
Record at DU: 4-12 (2 years)
Career Record: 4-12 (2 years)
Conference: Atlantic Coast
'04 Record/ACC Record: 2-9/1-7
Letterwinners Returning/Lost: 47/22
Starters Returning/Lost: 15/10
Football Contact: Art Chase
Phone/Fax: (919) 684-2633/(919) 684-2489
E-mail: chasea@duke.edu
Website: www.goduke.com



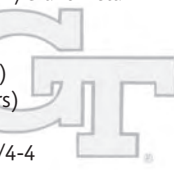
Ohio (at Tech 9/17/05)

Location: Athens, Ohio
Stadium: Peden Stadium
Capacity: 24,000
Coach: Frank Solich
Record at OU: 0-0 (1st year)
Career Record: 58-19 (6 years)
Conference: Mid-American
'04 Record: 4-7
Letterwinners Returning/Lost: 38/21
Starters Returning/Lost: 17/9
Football Contact: Jim Stephan
Phone/Fax: (740) 593-1298/(740) 597-1838
E-mail: Stephan@ohio.edu
Website: www.ohiobobcats.com



Georgia Tech (at Tech 9/24/05)

Location: Atlanta, Ga.
Stadium: Bobby Dodd Stadium/Grant Field
Capacity: 55,000
Coach: Chan Gailey
Record at GT: 21-17 (3 years)
Career Record: 45-28 (6 years)
Conference: Atlantic Coast
'04 Record/ACC Record: 7-5/4-4
Letterwinners Returning/Lost: 42/19
Starters Returning/Lost: 16/8
Football Contact: Allison George
Phone/Fax: (404) 894-6283/(404) 894-1248
E-mail: ageorge@at.gtaa.gatech.edu
Website: www.ramblinwreck.com



West Virginia (Tech visits 10/1/05)

Location: Morgantown, W. Va.
Stadium: Mountaineer Field at Milan Puskar Stadium
Capacity: 60,000
Coach: Rich Rodriguez
Record at WVU: 28-20 (4 years)
Career Record: 73-56-2 (12 years)
Conference: BIG EAST
'04 Record: 8-4
Letterwinners Returning/Lost: 41/26
Starters Returning/Lost: 12/10
Football Contact: Shelly Poe
Phone/Fax: (304) 293-2821/(304) 293-4105
E-mail: shelly.poe@mail.wvu.edu
Website: www.MSNsportsNET.com



Marshall (at Tech 10/8/05)

Location: Huntington, W. Va.
Stadium: Joan C. Edwards Stadium
Capacity: 38,019
Coach: Mark Snyder
Record at MU: 0-0 (1st year)
Career Record: 0-0 (1st year)
Conference: Mid-American
'04 Record: 6-6
Letterwinners Returning/Lost: 35/25
Starters Returning/Lost: 7/16
Football Contact: Randy Burnside
Phone/Fax: (304) 696-4660/(304) 696-2325
E-mail: burnsid2@marshall.edu
Website: www.herdzone.com



Maryland (Tech visits 10/20/05)

Location: College Park, Md.
Stadium: Byrd Stadium
Capacity: 51,500
Coach: Ralph Friedgen
Record at UM: 36-14 (4 years)
Career Record: 36-14 (4 years)
Conference: Atlantic Coast
'04 Record/ACC Record: 5-6/3-5
Letterwinners Returning/Lost: 39/21
Starters Returning/Lost: 12/10
Football Contact: Greg Creese
Phone/Fax: (301) 314-7065/(301) 314-9094
E-mail: gcreese@umd.edu
Website: www.umterps.com



Boston College (at Tech 10/27/05)

Location: Chestnut Hill, Mass.
Stadium: Alumni Stadium
Capacity: 44,500
Coach: Tom O'Brien
Record at BC: 57-39
Career Record: 57-39
Conference: Atlantic Coast
'04 Record: 9-3
Letterwinners Returning/Lost: 38/15
Starters Returning/Lost: 11/11
Football Contact: Chris Cameron
Phone/Fax: (617) 552-3004/(617) 552-4903
E-mail: cameroch@bc.edu
Website: www.bceagles.com



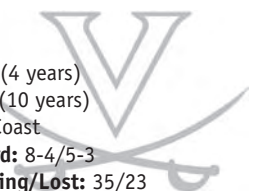
Miami (at Tech 11/5/05)

Location: Coral Gables, Fla.
Stadium: Orange Bowl
Capacity: 72,319
Coach: Larry Coker
Record at UM: 44-6 (4 years)
Career Record: 44-6 (4 years)
Conference: Atlantic Coast
'04 Record/ACC Record: 9-3/5-3
Letterwinners Returning/Lost: 60/18
Starters Returning/Lost: 15/7
Football Contact: Rick Korch
Phone/Fax: (305) 284-3249/(305) 284-2807
E-mail: rkorch@miami.edu
Website: www.hurricanesports.com



Virginia (Tech visits 11/19/05)

Location: Charlottesville, Va.
Stadium: Carl Smith Center, home of David A. Harrison III Field at Scott Stadium
Capacity: 61,500
Coach: Al Groh
Record at UVa: 30-21 (4 years)
Career Record: 56-61 (10 years)
Conference: Atlantic Coast
'04 Record/ACC Record: 8-4/5-3
Letterwinners Returning/Lost: 35/23
Starters Returning/Lost: 12/10
Football Contact: Michael Colley
Phone/Fax: (434) 982-5500/(434) 982-5525
E-mail: mcc7k@virginia.edu
Website: www.virginiasports.com



North Carolina (at Tech 11/26/05)

Location: Chapel Hill, N.C.
Stadium: Kenan Stadium
Capacity: 60,000
Coach: John Bunting
Record at UNC: 19-30
Career Record: 57-44-2
Conference: Atlantic Coast
'04 Record/ACC Record: 6-6/5-3
Letterwinners Returning/Lost: 46/22
Starters Returning/Lost: 14/8
Football Contact: Kevin Best
Phone/Fax: (919) 962-8916/(919) 962-2123
E-mail: kbest@uncaa.unc.edu
Website: www.tarheelblue.com



Series vs. 2005 Opponents

NC State

Tech leads 23-18-4

1900	aW	18-	2
1902	hW	11-	6
1903	hW	21-	0
1906	nW2	6-	0
1908	nL4	5-	6
1909	nW4	18-	5
1910	nL4	3-	5
1911	nW4	3-	0
1914	nW4	3-	0
1916	nW4	40-	0
1917	nT4	7-	7
1918	nW4	25-	0
1919	nL4	0-	3
1920	nL17	6-	14
1921	nW4	7-	3
1922	nW4	24-	0
1923	nW4	16-	0
1924	aL	3-	6
1925	hT	0-	0
1934	nW21	7-	6
1935	nL21	0-	6
1936	aL	0-	13
1937	aL	7-	13
1938	hW	7-	0
1941	nW5	14-	13
1945	aL	0-	6
1946	hW	14-	6
1949	nL4	13-	14
1950	aL	6-	34
1951	hL	14-	19
1954	hW	30-	21
1955	nW6	34-	26
1956	nW4	35-	6
1957	nL1	0-	12
1958	aT	14-	14
1959	nL4	13-	15
1960	aL	14-	29
1963	aL	7-	13
1964	hW	28-	19
1986	nW24	25-	24
1989	aW	25-	23
1990	hW	20-	16
1991	aL	0-	7
1992	hT	13-	13
2004	hL	16-	17

Duke

Duke leads 7-5-0

1937	nL15	0-	25
1938	nL15	0-	18
1948	nL1	0-	7
1949	aL	7-	55
1950	nL5	6-	47
1951	nL4	6-	55
1969	nW4	48-	12
1981	aL	7-	14
1982	aW	22-	21
1983	hW	27-	14
1984	hW	27-	0
2004	hW	41-	17

Ohio

Tech leads 2-0-0

1971	hW	37-	29
1972	aW	53-	21

Georgia Tech

Series tied 1-1-0

1990	aL	3-	6
2004	aW	34-	20

West Virginia

WVU leads 28-21-1

1912	hW	41-	0
1915	aL	0-	19
1916	nL16	0-	20
1917	nL13	3-	27
1952	aL	7-	27
1953	nL6	7-	12
1957	aL	0-	14
1958	nL2	20-	21
1959	aW	12-	0
1960	nW2	15-	0
1961	aL	0-	28
1962	nL2	0-	14
1963	aW	28-	3
1964	hL	10-	23
1965	aL	22-	31
1966	hT	13-	13
1967	aW	20-	7
1968	hW	27-	12
1973	aL	10-	24
1974	hL	21-	22
1975	aL	7-	10
1976	hW	24-	7
1977	aL	14-	20
1978	hW	16-	3
1979	aL	23-	34
1980	hW	34-	11
1981	aL	6-	27
1982	hL	6-	16
1983	aL	0-	13
1984	hL	7-	14
1985	aL	9-	24
1986	hW	13-	7
1987	aL	16-	28
1988	hL	10-	22
1989	aW	12-	10
1990	hW	26-	21
1991	aW	20-	14
1992	hL	7-	16
1993	aL	13-	14
1994	hW	34-	6
1995	aW	27-	0
1996	hW	31-	14
1997	aL	17-	30
1998	hW	27-	13
1999	aW	22-	20
2000	hW	48-	20
2001	aW	35-	0
2002	hL	18-	21
2003	aL	7-	28
2004	hW	19-	13

Marshall

Tech leads 6-2-0

1913	hW	47-	0
1914	hW	54-	6
1939	aL	0-	20
1940	aL	7-	13

1951	nW6	18-	12
1952	nW6	19-	14
1953	nW6	7-	0
2002	hW	47-	21

Maryland

Maryland leads 15-12-0

1919	aW	6-	0
1920	hL	0-	7
1921	aL	7-	10
1922	hW	21-	0
1923	nW18	16-	7
1924	nW18	12-	0
1925	nW18	3-	0
1926	nW4	24-	8
1927	nL4	7-	13
1928	nW4	9-	6
1929	nL4	0-	24
1930	nL4	7-	13
1931	hL	0-	20
1932	aW	23-	0
1933	nW4	14-	0
1934	nL4	9-	14
1935	aL	0-	7
1936	nL1	0-	6
1945	hW	21-	13
1946	aL	0-	6
1947	hL	19-	21
1948	aL	0-	28
1949	hL	7-	34
1950	aL	7-	63
1990	aL	13-	20
1993	hW	55-	28
2004	hW	55-	6

Boston College

Tech leads 8-3-0

1993	aL	34-	48
1994	aW	12-	7
1995	hL	14-	20
1996	aW	45-	7
1997	hW	17-	7
1998	aW	17-	0
1999	hW	38-	14
2000	aW	48-	34
2001	hW	34-	20
2002	aW	28-	23
2003	hL	27-	34

Miami

Miami leads 15-7-0

1953	aL	0-	26
1966	nL26	7-	14
1967	hL	7-	14
1968	aL	8-	13
1974	aL	7-	14
1980	nL24	10-	20

1981	aL	14-	21
1982	hL	8-	14
1987	aL	13-	27
1992	hL	23-	43
1993	aL	2-	21
1994	aL	3-	24
1995	hW	13-	7
1996	aW	21-	7
1997	hW	27-	25
1998	aW	(ot)27-	20
1999	hW	43-	10
2000	aL	21-	41
2001	hL	24-	26
2002	aL	45-	56
2003	hW	31-	7
2004	aW	16-	10

Virginia

Tech leads 44-37-5

1895	aL	0-	38
1896	aL	0-	44
1899	aL	0-	28
1900	aL	5-	17
1901	hL	0-	16
1902	aL	0-	6
1903	nL2	0-	21
1904	nL2	0-	5
1905	aW	11-	0
1923	aW	6-	3
1924	hL	0-	6
1925	aL	0-	10
1926	hW	6-	0
1927	aL	0-	7
1928	hW	20-	0
1929	aW	32-	12
1930	hW	34-	13
1931	aT	0-	0
1932	hW	13-	0
1933	aT	6-	6
1934	hW	19-	6
1935	aT	0-	0
1936	hW	7-	6
1937	aW	14-	7
1938	hL	6-	14
1939	aW	13-	0
1940	nW4	6-	0
1941	nL4	0-	34
1942	nW4	20-	14
1945	nL1	13-	31
1946	nT1	21-	21
1947	nL1	7-	41
1948	nL1	0-	28
1949	nL1	0-	26
1950	nL1	6-	45
1951	nL1	0-	33
1952	nL1	0-	42
1953	aW	20-	6
1954	nW1	6-	0
1955	nW1	17-	13
1956	nW1	14-	7

1957	nL2	7-	38
1958	nW1	22-	13
1959	nW2	40-	14
1960	nW1	40-	6
1961	nW1	20-	0
1962	nW1	20-	15
1963	nW1	10-	0
1964	aL	17-	20
1965	hW	22-	14
1966	aW	24-	7
1970	hL	0-	7
1971	aW	6-	0
1972	aL	20-	24
1973	hW	27-	15
1974	aL	27-	28
1975	hW	24-	17
1976	aW	14-	10
1977	hT	14-	14
1978	aL	7-	17
1979	aL	18-	20
1980	hW	30-	0
1981	aW	20-	3
1982	hW	21-	14
1983	aW	48-	0
1984	hL	23-	26
1985	aW	28-	10
1986	hW	42-	10
1987	aL	13-	14
1988	hL	10-	16
1989	aL	25-	32
1990	hW	38-	13
1991	aL	0-	38
1992	hL	38-	41
1993	aW	20-	17
1994	hL	23-	42
1995	aW	36-	29
1996	hW	26-	9
1997	aL	20-	34
1998	hL	32-	36
1999	aW	31-	7
2000	hW	42-	21
2001	aW	31-	17
2002	hW	21-	9
2003	aL	35-	21
2004	hW	24-	10

North Carolina

Tech leads 13-9-6

1895	nL9	5-	32
1896	nT10	0-	0
1897	nW10	4-	0
1898	nL5	6-	28
1900	aT	0-	0
1902	nT1	0-	0
1903	nW4	21-	0
1904	hL	0-	6
1905	nW2	35-	6
1906	nT2	0-	0
1907	nW2	20-	6
1908	nW2	10-	0
1909	nW2	15-	0
1910	nW2	20-	0
1911	nT2	0-	0
1912	nW19	26-	0
1913	nW5	14-	7
1916	nW1	14-	7
1918	aW	18-	7
1928	aW	16-	14
1929	aL	13-	38
1930	hL	21-	39
1938	aL	0-	7
1939	nL4	6-	13
1945	nL1	0-	14
1946	aT	14-	14
1998	nL25	3-	42
2004	aW	27-	24

Neutral Sites

1. Roanoke
2. Richmond
3. Lynchburg
4. Norfolk
5. Winston-Salem, N.C.
6. Bluefield, W. Va.
7. Bedford
8. Staunton
9. Charlotte, N.C.
10. Danville
11. Knoxville, Tenn.
12. Columbia, S.C.
13. Huntington, W. Va.
14. Birmingham, Ala.
15. Greensboro, N.C.
16. Charleston, W. Va.
17. Louisville, Ky.
18. Washington, D.C.
19. Raleigh, N.C.
20. Orlando, Fla.
21. Portsmouth
22. Alexandria
23. Baltimore, Md.
24. Atlanta, Ga.
25. Jacksonville, Fla.
26. Memphis, Tenn.

Conference Bowl Ties

Rose Bowl presented by Citibank

John M. Dorger, Executive Director
Rose Bowl
391 South Orange Grove Blvd.
Pasadena, California 91184
jdorger@rosemail.org
kash@rosemail.org
626/449-4100
FAX: 626/449-9066
Facility: The Rose Bowl (91,000)
Sponsor: Citibank




FedEx Orange Bowl

Keith R. Tribble, Executive Director
Orange Bowl Committee
Suite 590
703 Waterford Way
Miami, Florida 33126
ktribble@orangebowl.org
cmarcher@orangebowl.org
305/341-4700
FAX: 305/341-4750
Pro Player Stadium (75,172)
Sponsor: Federal Express



Nokia Sugar Bowl

Paul J. Hoolahan, Executive Director
The Sugar Bowl Committee
1500 Sugar Bowl Drive
New Orleans, Louisiana 70112
paulh@sugarbowl.gs.net
504/525-8573
FAX: 504/525-4867
Louisiana Superdome (75,000)
Sponsor: Nokia Mobile Telephones



The ACC champion will participate in one of three BCS bowls (Orange, Sugar or Fiesta), unless ranked Nos. 1 or 2 in the final BCS poll. Those teams will play in the Rose Bowl for the national championship.

Tostitos Fiesta Bowl


John Junker, President/CEO
Arizona Sports Foundation
120 South Ash Avenue
Tempe, Arizona 85281
jjunker@fiestabowl.org
480/350-0900
FAX: 480/350-0916
Facility: Sun Devil Stadium (73,471)
Title Sponsor: Frito Lay



The ACC also has agreements with these bowls:

Toyota Gator Bowl

Richard M. Catlett, President
Toyota Motor Sales/Southeast
One Gator Bowl Boulevard
Jacksonville, Florida 32202
rcatman@gatorbowl.com
904/798-1700
FAX: 904/632-2080
Facility: Alltel Stadium (73,000)
Title Sponsor: Toyota Motor Sales of America



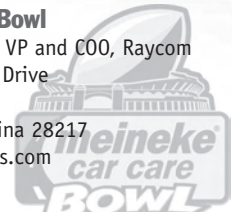
Chick-Fil-A Peach Bowl

Gary P. Stokan, President
235 Andrew Young International Boulevard
Atlanta, Georgia 30303
gstokan@macoc.com
404/586-8500
FAX: 404/586-8508
Facility: Georgia Dome (71,500)
Title Sponsor: Chick-Fil-A



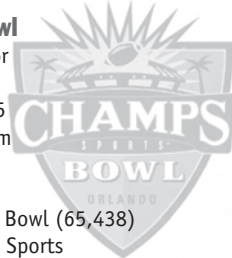
Meineke Car Care Bowl

Ken Haines, Executive VP and COO, Raycom
2815 Coliseum Centre Drive
Suite 200
Charlotte, North Carolina 28217
khaines@raycomsports.com
704/378-4400
FAX: 704/378-4465
Facility: Ericsson Stadium (73,637)
Title Sponsor: Meineke Car Care Centers



Champs Sports Bowl

Dylan Thomas, Director
One Citrus Bowl Place
Orlando, Florida 32805
dthomas@fcsports.com
407/423-2476
FAX: 407/425-8451
Facility: Florida Citrus Bowl (65,438)
Title Sponsor: Champs Sports



MPC Computers Bowl

Gary Beck, Executive Director
Lower Lobby C
1109 Main Street
Boise, ID 83702
glbeck@qwest.net
208/424-1011
FAX: 208/424-1121
Facility: Bronco Stadium (30,000)
Title Sponsor: MPC Computers



Division I-A Football Bowl Games for 2005-06

Date	Bowl	Matchup	Site	TV	Time	Web Site	Venue
Dec. 20	New Orleans Bowl	Sun Belt champ vs. C-USA	New Orleans, La.	ESPN2	8 p.m.	neworleansbowl.com	Louisiana Superdome
Dec. 21	GMAC Bowl	C-USA No. 2 vs. MAC or WAC	Mobile, Ala.	ESPN	8 p.m.	gmacbowl.com	Ladd Peebles Stadium
Dec. 22	Poinsettia Bowl	MWC vs. At-Large	San Diego, Calif.	ESPN2	TBA	holidaybowl.com/poinsettibowl.htm	Qualcomm Stadium
Dec. 22	Las Vegas Bowl	MWC vs. Pac-10 No. 5	Las Vegas, Nev.	ESPN	8 p.m.	lvbowl.com	Sam Boyd Stadium
Dec. 23	Fort Worth Bowl	Big 12 No. 8 vs. C-USA No. 4	Fort Worth, Texas	ESPN	6 p.m.	fwbowl.com	Amon G. Carter Stadium
Dec. 24	Hawaii Bowl	C-USA No. 3 vs. WAC	Honolulu, Hawaii	ESPN	8:30 p.m.	sportsticker.com/hawaiibowl	Aloha Stadium
Dec. 26	Motor City Bowl	MAC vs. Big Ten No. 7	Detroit, Mich.	ESPN	5:30 p.m.	motorcitybowl.com	USA Pontiac Silverdome
Dec. 27	Champs Sports Bowl	ACC No. 4 or 5 vs. Big 12 No. 7	Orlando, Fla.	ESPN	5 p.m.	fcsbowls.com	Florida Citrus Bowl
Dec. 27	Insight Bowl	Big East vs. Pac-10 No. 4	Phoenix, Ariz.	ESPN	TBA	insightbowl.com	Bank One Ballpark
Dec. 28	MPC Computers Bowl	WAC vs. ACC No. 6	Boise, Idaho	ESPN	4:30 p.m.	mpcbowl.com	Bronco Stadium
Dec. 28	Alamo Bowl	Big Ten No. 4 vs. Big 12 No. 4	San Antonio, Texas	ESPN	8 p.m.	alamobowl.com	Alomodome
Dec. 29	Emerald Bowl	MWC vs. Pac 10 No. 6	San Francisco, Calif.	ESPN	4:30 p.m.	sfbowl.com	SBC Park
Dec. 29	Holiday Bowl	Pac-10 No. 2 vs. Big 12 No. 3	San Diego, Calif.	ESPN	8 p.m.	holidaybowl.com	Qualcomm Stadium
Dec. 30	Music City Bowl	Big Ten No. 6 vs. SEC No. 6 or 7	Nashville, Tenn.	ESPN	Noon	musiccitybowl.com	The Coliseum
Dec. 30	Sun Bowl	Big Ten No. 5 vs. Pac-10 No. 3	El Paso, Texas	CBS	12 p.m.	sunbowl.com	Sun Bowl
Dec. 30	Independence Bowl	Big 12 vs. SEC	Shreveport, La.	ESPN	3:30 p.m.	independencebowl.org	Independence Bowl
Dec. 30	Peach Bowl	ACC No. 3 vs. SEC	Atlanta, Ga.	ESPN	7:30 p.m.	peachbowl.com	Georgia Dome
Dec. 31	Meineke Car Care Bowl	Big East vs. ACC	Charlotte, N.C.	ESPN2	11 a.m.	meinekecarcarebowl.com	Bank of America Stadium
Dec. 31	Liberty Bowl	C-USA No. 1 vs. TBD	Memphis, Tenn.	ESPN	1 p.m.	libertybowl.org	Liberty Bowl
Dec. 31	Houston Bowl	SEC vs. Big 12 No. 5 or 6	Houston, Texas	ESPN2	2:30 p.m.	houstonbowl.net	Reliant Stadium
Jan. 2	Outback Bowl	Big Ten No. 3 vs. SEC	Tampa, Fla.	ESPN	11 a.m.	outbackbowl.com	Raymond James Stadium
Jan. 2	Cotton Bowl	Big 12 vs. SEC	Dallas, Texas	FOX	11 a.m.	cottonbowl.org	Cotton Bowl
Jan. 2	Gator Bowl	Big East No. 2 vs. ACC No. 2	Jacksonville, Fla.	NBC	12:30 p.m.	gatorbowl.com	Alltel Stadium
Jan. 2	Capital One Bowl	Big Ten No. 2 vs. SEC No. 2	Orlando, Fla.	ABC	1 p.m.	fcsbowls.com	Citrus Bowl
Jan. 2	Fiesta Bowl	BCS vs. BCS	Tempe, Ariz.	ABC	TBA	tostitosfiestabowl.com	Sun Devil Stadium
Jan. 2	Sugar Bowl	BCS vs. BCS	New Orleans, La.	ABC	8:30 p.m.	nokiasugarbowl.com	Louisiana Superdome
Jan. 3	Orange Bowl	BCS vs. BCS	Miami, Fla.	ABC	8 p.m.	orangebowl.org	Pro Player Stadium
Jan. 4	Rose Bowl	BCS No. 1 vs. BCS No. 2	Pasadena, Calif.	ABC	8 p.m.	tournamentofroses.com	Rose Bowl

Bold indicates ACC tie-in

History & the RECORD BOOK

Mike Imoh set the Tech record for rushing yards in a game with 243 against UNC last season.

Many great players have etched their names in Tech history and the Hokies' record book



Former Virginia Tech coaches or players Hunter Carpenter, Jerry Claiborne, Carroll Dale, Andy Gustafson and Frank Loria are members of the College Football Hall of Fame.



**1996
ORANGE**
4th bowl of
12 in a row

Scoring

Individual Scoring

Most Points Scored

Game	36	tb Tommy Francisco vs. VMI	1966
Season	168	tb Lee Suggs	2000
Career	371	pk Shayne Graham	1996-99

Most Touchdowns

Game	6	tb Tommy Francisco vs. VMI	1966
Season	28	tb Lee Suggs	2000
Career	56	tb Lee Suggs	1999-02

Most Points by Kicking

Game	18	Mickey Thomas vs. Vanderbilt ..	1989
Season	107	pk Shayne Graham	1999
Career	371	pk Shayne Graham	1996-99

Extra Points Attempted

Game	10	Jon Utin vs. VMI	1966
Season	57	Shayne Graham	1999
		Carter Warley	2000 & 2003
Career	195	Carter Warley	2000-03

Extra Points Made

Game	10	Jon Utin vs. VMI	1966
Season	56	Shayne Graham	1999
		Carter Warley	2000
Career	190	Carter Warley	2000-03

Field Goals Attempted

Game	6	Wayne Latimer vs. Florida St. ..	1973
		Mickey Thomas vs. Vanderbilt ..	1989
		Atle Larsen vs. Miami	1995
Season	32	Shayne Graham	1998
Career	93	Shayne Graham	1996-99

Field Goals Made

Game	6	Mickey Thomas vs. Vanderbilt ..	1989
Season	22	Chris Kinzer	1986
		Shayne Graham	1998
Career	68	Shayne Graham	1996-99

Most Consecutive Field Goals Made

17	Chris Kinzer	1986
----	--------------------	------

Most Consecutive PAT Kicks Made

97	Shayne Graham	1997-99
----	---------------------	---------

Team Scoring Records

Most Points Scored

Game	77	vs. Akron (since 1950)	1995
	99	vs. Emory & Henry (all-time) ...	1919
Season	460	2003

Most Touchdowns

Game	11	vs. Akron	1995
Season	61	2000 & 2003

Most Points by Kicking

Game	18	vs. Vanderbilt	1989
Season	108	2004

Extra Points Attempted


Game	10	vs. VMI	1966
		vs. Akron	1995
Season	61	2003

Extra Points Made

Game	10	vs. VMI	1966
Season	58	2003

Most Two-Point Conversions

Game	4	vs. Richmond	1959
Season	7	1958	




Shayne Graham

Career Scoring Leaders

Pos.	Name	Yrs. Played	TDs	EPK/other	FGs	TP
pk	Shayne Graham	1996-99	0	167	68	371
tb	Lee Suggs	1999-02	56			336
pk	Carter Warley	2000-03		190	39	307
pk	Ryan Williams	1991-94	0	137	39	254
pk	Chris Kinzer	1985-88	0	93	47	234
pk	Don Wade	1981-84	0	98	42	224
tb	Kevin Jones	2001-03	35			210
rb	James Barber	1971-73	30			180
tb	Cyrus Lawrence	1979-82	30			180
rb	Roscoe Coles	1974-77	29	1		176
tb	Ken Oxendine	1994-97	27			162
tb	Tony Kennedy	1989-92	26	1		158

Pos.	Name	Yrs. Played	TDs	EPK/other	FGs	TP
wr	André Davis	1998-01	26			156
tb	Maurice Williams	1983-86	25			150
tb	Dwayne Thomas	1992-95	25			150
pk	Wayne Latimer	1973-75	0	72	25	147
tb	Terry Smoot	1967-69	24			144
pk	Mickey Thomas	1989-91	0	44	31	137
qb	Bob Schweickert	1962-64	22	1		134
tb	Tommy Francisco	1964-66	22	1		134
fb	Sonny Utz	1962-64	22			132
tb	Eddie Hunter	1983-86	22			132
tb	Shyrone Stith	1996-99	21			126

2004 records printed in **bold type**.



Brandon Pace

Year-by-Year Scoring Leaders

Year	Player	TDs	EPK/other	FGs	TP	Year	Player	TDs	EPK/other	FGs	TP
1952	Dickie Beard	5			30	1978	Kenny Lewis	10			60
1953	Jack Williams	5			30	1979	Cyrus Lawrence	9			54
1954	Dickie Beard	4	15		39	1980	Cyrus Lawrence	8			48
1955	Don Divers	7			42		Sidney Snell	8			48
	Leo Burke	7			42	1981	Don Wade	0	23	13	62
1956	Jimmy Lugar	8			48	1982	Don Wade	0	14		41
1957	Barry Frazee	3	13	1	34	1983	Don Wade	0	37	8	61
1958	Pat Henry	7		1	44	1984	Don Wade	0	24		60
1959	Alger Pugh	11			66	1985	Maurice Williams	9			54
1960	Terry Strock	7			42	1986	Chris Kinzer	0	27	22	93
1961	Terry Strock	3			18	1987	Chris Kinzer	0	23		47
	Warren Price	3			18	1988	Chris Kinzer	0	20	12	56
1962	Bob Schweickert	5			30	1989	Mickey Thomas	0	14	21	77
1963	Sonny Utz	10			60	1990	Mickey Thomas	0	29		59
1964	Sonny Utz	11			66	1991	Tony Kennedy	11			66
1965	Bobby Owens	7			42	1992	Ryan Williams	0	28	12	64
1966	Tommy Francisco	14			84	1993	Dwayne Thomas	12			72
1967	Jon Utin	0	17	10	47	1994	Ryan Williams	0	27	17	78
1968	Jack Simcsak	0	24		51	1995	Atle Larsen	0	33	12	69
1969	Terry Smoot	12			72	1996	Ken Oxendine	13			78
1970	Perry Tiberio	10			60	1997	Shayne Graham	0	35	19	92
1971	James Barber	9			54	1998	Shayne Graham	0	37	22	103
1972	James Barber	13			78	1999	Shayne Graham	0	56	17	107
1973	Wayne Latimer	0	22	13	61	2000	Lee Suggs	28			168
1974	Bruce Arians	11	1		68	2001	Carter Warley	0	44	11	77
1975	Roscoe Coles	10			60	2002	Lee Suggs	24			144
1976	Roscoe Coles	9	1		56	2003	Kevin Jones	21			126
1977	David Lamie	8			48	2004	Brandon Pace	43		21	106

Highest Scoring Teams

Year	Pts.	Avg.	Year	Pts.	Avg.
1999	455	41.4	1905	305	30.5
2000	443	40.3	1995	321	29.2
1993	400	36.4	1997	321	29.2
2003	460	35.4	1972	307	27.9
2001	359	32.6	1994	304	27.6
1996	349	31.7	1983	301	27.4
1998	343	31.2	1956	264	26.4
2004	400	30.8	1922	262	26.2
2002	429	30.6	1974	278	25.3



Lee Suggs



Carter Warley

Tech in the NCAA Record Book

Current Individual Record Holders

GAME

Most Yards on Interception Returns
Ashley Lee, 182 vs. Vanderbilt, 1983

Highest Average Gain Per Interception
Ashley Lee, 91.0 vs. Vanderbilt, 1983

Most Field Goals Made by a Freshman
Mickey Thomas, 6 vs. Vanderbilt, 1989


SEASON

Most Games Scoring a Touchdown
Lee Suggs, 14, 2002

Highest Passing Efficiency by a Freshman
Michael Vick, 180.4, 1999

CAREER

Most Consecutive Games Scoring a Touchdown
Lee Suggs, 27, 2001-2003



Michael Vick

Statistical Champions

TEAM

Scoring Defense
1983 - 1. Virginia Tech, 8.3 ppg.
1999 - 1. Virginia Tech, 10.5 ppg.

Scoring Offense
1999 - 1. Virginia Tech, 41.4 ppg.

Passing
1972 - 1. Virginia Tech, 304.4 ypg.

Rushing Defense
1982 - 1. Virginia Tech, 49.5 ypg.
1983 - 1. Virginia Tech, 69.4 ypg.
1995 - 1. Virginia Tech, 77.4 ypg.

Punt Return Yards
2000 - 1. Virginia Tech, 18.23

Interceptions
2002 - 1. Virginia Tech, 24

INDIVIDUAL

Total Offense
1972 - 1. Don Strock, 288.2 ypg.

Passing
1972 - 1. Don Strock, 3,243 yds.


Scoring
2000 - 1. Lee Suggs, 15.27 ppg.

Field Goals
1986 - 1. Chris Kinzer, 2.0 pg.

Punt Returns
1991 - 1. Bo Campbell, 18.2 ypr.

Passing Efficiency
1999 - 1. Michael Vick, 180.4

Rushing



Lee Suggs



Shyrone Stith



Cyrus Lawrence



Dwayne Thomas

Year-by-Year Rushing Leaders

Year	Player	Carries	Net Yds.	TDs
1952	Don Welsh	102	392	2
1953	Dickie Beard	60	349	1
1954	Dickie Beard	128	647	2
1955	Dickie Beard	92	382	2
1956	Bobby Wolfenden	74	459	4
1957	Corbin Bailey	89	366	0
1958	Pat Henry	78	375	5
1959	Alger Pugh	112	615	6
1960	Warren Price	98	350	5
1961	Warren Price	93	356	3
1962	Gerald Bobbitte	95	312	3
1963	Bob Schweickert	155	839	7
1964	Sonny Utz	175	777	10
1965	Bobby Owens	146	526	7
1966	Tommy Francisco	203	753	13
1967	Terry Smoot	68	356	4
1968	Terry Smoot	196	820	8
1969	Terry Smoot	246	940	11
1970	Perry Tiberio	184	764	8
1971	James Barber	93	501	9
1972	James Barber	186	624	13
1973	Phil Rogers	175	1036	1
1974	Phil Rogers	153	663	7
1975	Roscoe Coles	194	1045	10
1976	Roscoe Coles	209	1119	9
1977	Roscoe Coles	158	672	4
1978	Kenny Lewis	184	1020	10
1979	Cyrus Lawrence	177	791	9
1980	Cyrus Lawrence	271	1221	8
1981	Cyrus Lawrence	325	1403	8
1982	Billy Hite	145	622	3
1983	Otis Copeland	158	709	7
1984	Maurice Williams	149	574	6
1985	Maurice Williams	167	936	9
1986	Maurice Williams	166	1029	6
1987	Jon Jeffries	125	599	3
1988	Ralph Brown	140	514	4
1989	Vaughn Hebron	134	584	1
1990	Vaughn Hebron	133	640	3
1991	Tony Kennedy	143	684	10
1992	Vaughn Hebron	105	579	5
1993	Dwayne Thomas	214	1130	11
1994	Dwayne Thomas	142	655	5
1995	Dwayne Thomas	167	673	7
1996	Ken Oxendine	150	890	13
1997	Ken Oxendine	237	904	8
1998	Lamont Pegues	178	745	7
1999	Shyrone Stith	226	1119	13
2000	Lee Suggs	222	1207	27
2001	Kevin Jones	175	957	5
2002	Lee Suggs	257	1325	22
2003	Kevin Jones	281	1647	21
2004	Mike Imoh	158	720	6

Individual Rushing

Most Rushes

Game	42	tb Cyrus Lawrence vs. Memphis St.	1981
Season	325	tb Cyrus Lawrence	1981
Career	843	tb Cyrus Lawrence	1979-82

Most Net Yards

Game	243	tb Mike Imoh vs. North Carolina	2004
Season	1647	tb Kevin Jones	2003
Career	3767	tb Cyrus Lawrence	1979-82

Most Touchdowns Scored Rushing

Game	6	tb Tommy Francisco vs. VMI	1966
Season	27	tb Lee Suggs	2000
Career	53	tb Lee Suggs	1999-02

Highest Yards-Per-Carry Average

Season	6.3	tb André Kendrick	1999
(min. 100 carries)			
Career	5.62	tb Kevin Jones	2001-03
(min. 300 carries)			

Team Rushing

Rushing Attempts

Game	Most:	87 vs. Wake Forest	1975
	Fewest:	17 vs. Virginia	1994
Season	Most:	728	1975

Most Net Yards Gained Rushing

Game	500	vs. Pittsburgh	1993
Season	3076		1975

Most Touchdowns Scored Rushing


Game	8	vs. Akron	1995
Season	46		2000

Highest Yards-Per-Carry Average

Season	5.28		2003
--------	------	--	------

Most First Downs Rushing

Game	25	vs. South Carolina	1974
Season	171		1970



100-Yard Rushing Games

No.	Pos.	Player	Best	Year
16	tb	Cyrus Lawrence.....	202 vs. Virginia.....	1981
15	tb	Kevin Jones.....	241 vs. Pittsburgh.....	2003
14	rb	Roscoe Coles.....	214 vs. Tulsa.....	1976
11	tb	Eddie Hunter.....	160 vs. VMI.....	1984
11	tb	Ken Oxendine.....	163 vs. Temple.....	1996
11	tb	Lee Suggs.....	197 vs. Rutgers.....	2002
10	tb	Kenny Lewis.....	223 vs. VMI.....	1978
9	rb-qb	Phil Rogers.....	168 vs. Houston.....	1975
8	tb	Terry Smoot.....	171 vs. VMI.....	1969
8	tb	Maurice Williams.....	190 vs. Louisville.....	1985
8	tb	Shyrone Stith.....	162 vs. Clemson.....	1999
7	hb	James Barber.....	164 vs. SMU.....	1973
7	tb	Vaughn Hebron.....	165 vs. Bowling Green.....	1990
7	tb	Dwayne Thomas.....	172 vs. Rutgers.....	1994
6	qb	Bob Schweickert.....	204 vs. Richmond.....	1963
6	fb	Mickey Fitzgerald.....	144 vs. West Virginia.....	1977
4	fb	Sonny Utz.....	146 vs. Tampa.....	1964
4	tb	Jon Jeffries.....	160 vs. Cincinnati.....	1987
4	tb	Tony Kennedy.....	133 vs. East Carolina.....	1991
4	tb	Lamont Pegues.....	166 vs. Temple.....	1998
4	qb	Michael Vick.....	210 vs. Boston College.....	2000
3	tb	Mike Imoh.....	243 vs. North Carolina.....	2004
3	tb	Perry Tiberio.....	170 vs. Duke.....	1969
3	tb	Tommy Francisco.....	133 vs. Wake Forest.....	1965
2	hb	Alger Pugh.....	129 vs. Wake Forest.....	1959
2	fb	Ken Edwards.....	197 vs. Florida St.....	1968
2	fb	Paul Adams.....	113 vs. Virginia.....	1975
2	tb	Johnnie Edmonds.....	115 vs. Rhode Island.....	1980
2	tb	Otis Copeland.....	132 vs. Wake Forest.....	1983
2	tb	Desmar Becton.....	129 vs. William & Mary.....	1983
2	tb	Ralph Brown.....	125 vs. Cincinnati.....	1988
2	qb	Al Clark.....	120 vs. Akron.....	1995
2	fb-tb	Marcus Parker.....	117 vs. East Carolina.....	1996
2	tb	Keith Burnell.....	111 vs. Boston College.....	2001
2	qb	Bryan Randall.....	132 vs. Miami.....	2002
2	tb	Cedric Humes.....	120 vs. Florida A&M.....	2004
1	hb	Dickie Longerbeam.....	164 vs. Virginia.....	1965
1	qb	Bobby Owens.....	158 vs. VMI.....	1965
1	qb	Tommy Stafford.....	105 vs. Tulane.....	1966
1	fb	George Constantinides.....	117 vs. Richmond.....	1967
1	tb	Rich Matijevich.....	119 vs. William & Mary.....	1969
1	fb	George Heath.....	104 vs. South Carolina.....	1974
1	qb	David Lamie.....	121 vs. William & Mary.....	1977
1	qb	Steve Casey.....	101 vs. West Virginia.....	1978
1	qb	Mark Cox.....	125 vs. VMI.....	1983
1	fb	Earnie Jones.....	116 vs. Vanderbilt.....	1985
1	fb	Phil Bryant.....	120 vs. Akron.....	1991
1	tb	Tommy Edwards.....	144 vs. Maryland.....	1993
1	tb	André Kendrick.....	162 vs. Pittsburgh.....	1999


Two 100-plus performances in same game:

Schweickert (204) & Utz (132) vs. Richmond.....	1963
Smoot (147) & Matijevich (119) vs. Wm. & Mary.....	1969
Tiberio (170) & Edwards (105) vs. Duke.....	1969
Barber (138) & Rogers (136) vs. Virginia.....	1973
Rogers (155) & Barber (124) vs. Florida State.....	1973
Coles (135) & Rogers (128) vs. Auburn.....	1975
Adams (113) & Coles (104) vs. Virginia.....	1975
Rogers (143) & Adams (109) vs. VMI.....	1975
Lewis (120) & Fitzgerald (112) vs. Wake Forest.....	1978
Lewis (161) & Fitzgerald (115) vs. Appalachian St.....	1979
Lewis (108) & Lawrence (103) vs. Wm. & Mary.....	1979
Lawrence (169) & Edmonds (105) vs. James Madison.....	1980
Hunter (160) & Becton (114) vs. VMI.....	1984
Williams (165) & Hunter (159) vs. Wm. & Mary.....	1985
E. Jones (116) & Williams (102) vs. Vanderbilt.....	1985
Williams (159) & Hunter (125) vs. Syracuse.....	1986
Williams (143) & Hunter (130) vs. Virginia.....	1986
Williams (149) & Hunter (139) vs. Richmond.....	1986
Hebron (135) & Kennedy (114) vs. East Carolina.....	1989
Bryant (120) & Kennedy (114) vs. Akron.....	1991
Oxendine (135) & Clark (120) vs. Akron.....	1995
Clark (118) & Parker (101) vs. Rutgers.....	1997
Pegues (166) & Stith (117) vs. Temple.....	1998
Vick (210) & Suggs (145) vs. Boston College.....	2000
K. Jones (174) & Suggs (153) vs. Marshall.....	2002
Suggs (154) & K. Jones (144) vs. Boston College.....	2002
Suggs (197) & K. Jones (132) vs. Rutgers.....	2002

Three 100-plus performances in same game:
 Rogers (120), Coles (111) & Heath (104) vs. South Carolina ... 1974

Most in single season:
 9 by Kevin Jones2003

Seasons with no 100-plus performances:
 1957, '58, '60, '61, '72



Kevin Jones

Single-Season 1,000-Yard Rushers

Name	Year	Carries	Yards
Kevin Jones.....	2003	281	1647
Cyrus Lawrence.....	1981	325	1403
Lee Suggs.....	2002	257	1325
Cyrus Lawrence.....	1980	271	1221
Lee Suggs.....	2000	222	1207
Dwayne Thomas.....	1993	214	1130
Roscoe Coles.....	1976	209	1119
Shyrone Stith.....	1999	226	1119
Roscoe Coles.....	1975	194	1045
Phil Rogers.....	1973	175	1036
Maurice Williams.....	1986	166	1029
Kenny Lewis.....	1978	184	1020

Career Rushing Leaders

Pos.	Name	Yrs. Played	Carries	Tot. Yds.
tb	Cyrus Lawrence.....	1979-82.....	843.....	3767
tb	Kevin Jones.....	2001-03.....	616.....	3475
rb	Roscoe Coles.....	1974-77.....	656.....	3459
tb	Maurice Williams.....	1983-86.....	550.....	2981
tb	Lee Suggs.....	1999-02.....	535.....	2767
tb	Dwayne Thomas.....	1992-95.....	576.....	2696
tb	Ken Oxendine.....	1994-97.....	526.....	2645
tb	Eddie Hunter.....	1983-86.....	466.....	2523
rb-qb	Phil Rogers.....	1973-75.....	528.....	2461
tb	Vaughn Hebron.....	1989-92.....	481.....	2327
tb	Shyrone Stith.....	1996-99.....	448.....	2292
tb	Tony Kennedy.....	1989-92.....	535.....	2259
tb	Terry Smoot.....	1967-69.....	510.....	2116
rb	James Barber.....	1971-73.....	454.....	2052
fb	Paul Adams.....	1972-76.....	470.....	1984
tb	Kenny Lewis.....	1976-79.....	358.....	1928
qb	Bob Schweickert.....	1962-64.....	337.....	1723
fb	Sonny Utz.....	1962-64.....	375.....	1605
tb	Tommy Francisco.....	1964-66.....	366.....	1555
qb	Bryan Randall.....	2001-04.....	409.....	1526
fb	Mickey Fitzgerald.....	1976-79.....	303.....	1449
hb	Dickie Beard.....	1953-55.....	280.....	1378
tb	André Kendrick.....	1997-00.....	240.....	1317

Passing

Individual Passing

Most Passes Attempted

Game	53	Don Strock vs. Houston	1972
Season	427	Don Strock	1972
Career	920	Will Furrer	1988-91

Most Passes Completed

Game	34	Don Strock vs. Houston	1972
Season	228	Don Strock	1972
Career	494	Will Furrer	1988-91

Most Yards Gained Passing

Game	527	Don Strock vs. Houston	1972
Season	3243	Don Strock	1972
Career	6508	Bryan Randall	2001-04

Most Touchdown Passes Thrown

Game	5	Bryan Randall vs. Syracuse	2002
Season	22	Maurice DeShazo	1993
Career	48	Bryan Randall	2001-04

Most Interceptions Thrown

Game	5	Don Strock vs. Kentucky	1971
		Steve Casey vs. Duke	1981
		Will Furrer vs. N.C. State	1991
		Maurice DeShazo vs. Virginia	1994
Season	27	Don Strock	1972
Career	47	Don Strock	1970-72

Highest Yards-Per-Game Average

Season	294.8	Don Strock	1972
Career	207.2	Don Strock	1970-72

Highest Yards-Per-Completion Average

Season	20.4	Michael Vick	1999
Career	14.4	Maurice DeShazo	1991-94

(min. 200 completions)

Highest Yards-Per-Attempt Average

Season	12.1	Michael Vick	1999
Career	7.8	Bryan Randall	2001-04

(min. 110 attempts)

Highest Completion Percentage

Season	.637	Bryan Randall	2002
Career	.588	Bryan Randall	2001-04

(min. 300 attempts)

Team Passing

Most Passes Attempted

Game	53	vs. Houston	1972
Season	440		1972

Most Passes Completed

Game	34	vs. Houston	1972
Season	233		1972

Most Yards Gained Passing

Game	527	vs. Houston	1972
Season	3348		1972

Most Touchdown Passes Thrown

Game	5	vs. Temple	1993
		vs. Syracuse	2002
Season	24		1993 & 2004

Most Interceptions Thrown

Game	7	vs. Florida State	1959
Season	28		1972

Highest Yards-Per-Game Average

Season	304.4		1972
--------	-------	--	------

Highest Yards-Per-Completion Average

Season	18.6		1999
--------	------	--	------

(min. 100 completions)

Highest Yards-Per-Attempt Average

Season	8.9		1993
--------	-----	--	------

(min. 200 attempts)

Highest Completion Percentage

Season	.618		2002
--------	------	--	------

(min. 200 attempts)

Most First Downs Passing

Game	22	vs. Houston	1972
Season	152		1972

Year-by-Year Passing Leaders

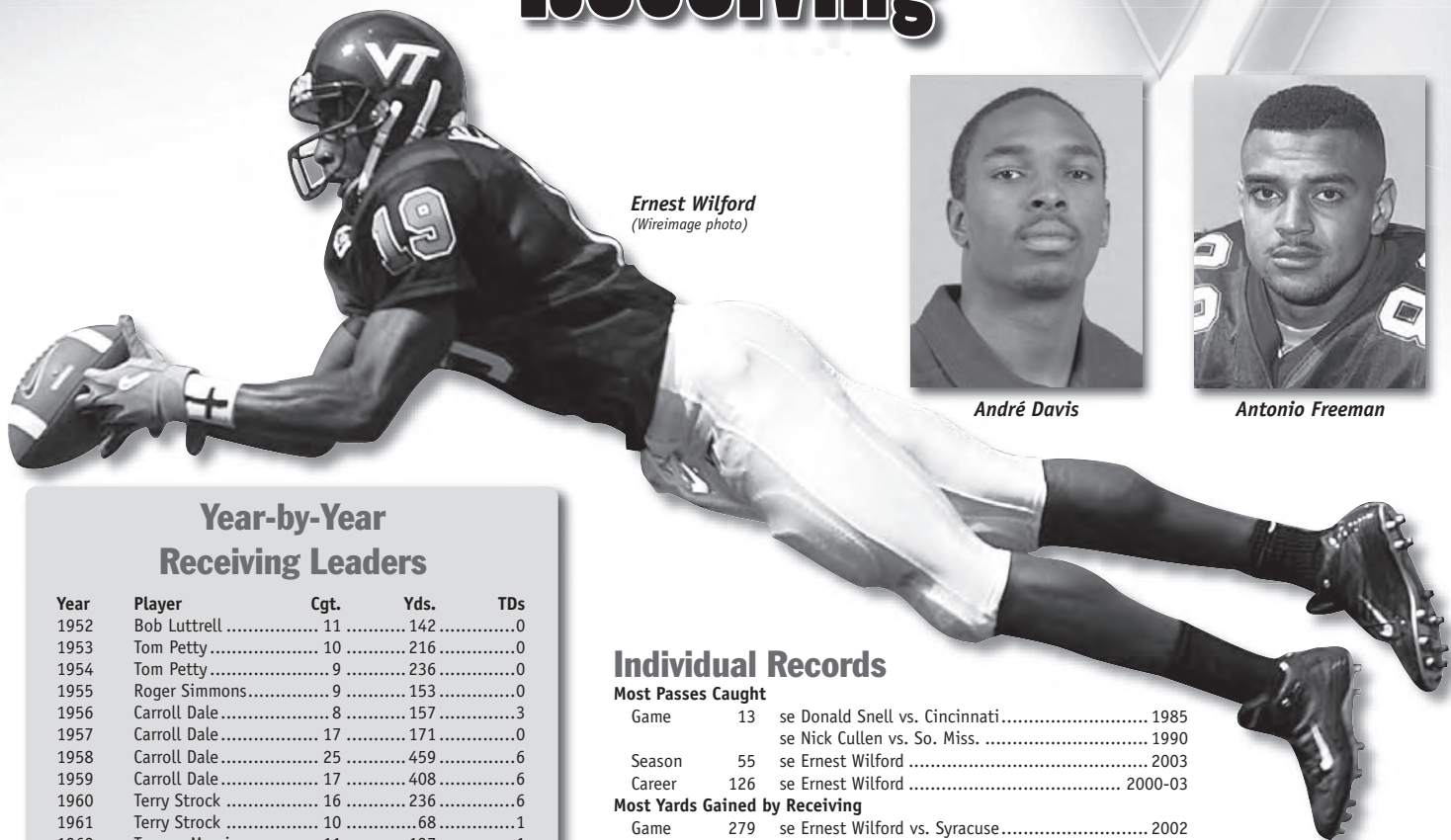
Year	Player	Comp-Att	Yds.	TDs	Int.
1952	Johnny Dean	62-136	878	2	17
1953	Johnny Dean	26-62	314	0	6
1954	Billy Cranwell	18-37	316	7	2
1955	Billy Cranwell	25-54	458	4	5
1956	Jimmy Lugar	32-76	556	6	8
1957	Billy Cranwell	36-57	391	0	2
1958	Billy Holsclaw	70-127	1013	9	7
1959	Frank Eastman	32-68	548	10	8
1960	Warren Price	29-73	386	7	7
1961	Warren Price	37-93	381	5	5
1962	Pete Cartwright	26-60	266	3	3
1963	Bob Schweickert	62-116	687	6	8
1964	Bob Schweickert	52-109	833	9	3
1965	Bobby Owens	68-122	891	6	7
1966	Tommy Stafford	53-113	610	5	6
1967	Al Kincaid	64-132	556	3	3
1968	Al Kincaid	47-97	537	2	5
1969	Bob German	51-105	743	2	8
1970	Gil Schwabe	61-126	815	5	5
1971	Don Strock	195-356	2577	12	19
1972	Don Strock	228-427	3243	16	27
1973	Rick Popp	70-131	784	7	9
1974	Bruce Arians	53-118	952	3	7
1975	Phil Rogers	25-53	379	3	3
1976	Mitcheal Barnes	39-72	589	5	2
1977	David Lamie	43-107	752	0	10
1978	Steve Casey	61-118	678	2	4
1979	Steve Casey	105-190	1419	10	13
1980	Steve Casey	97-176	1119	13	14
1981	Steve Casey	79-163	1083	4	9
1982	Todd Greenwood	82-148	987	6	7
1983	Mark Cox	86-156	1188	9	9
1984	Mark Cox	86-164	983	5	8
1985	Todd Greenwood	85-169	919	7	9
1986	Erik Chapman	113-222	1627	10	6
1987	Erik Chapman	119-231	1340	10	14
1988	Will Furrer	128-279	1384	6	16
1989	Will Furrer	45-88	589	3	3
1990	Will Furrer	173-296	2122	19	11
1991	Will Furrer	148-257	1820	15	16
1992	Maurice DeShazo	101-215	1504	12	11
1993	Maurice DeShazo	129-230	2080	22	7
1994	Maurice DeShazo	164-296	2110	13	13
1995	Jim Druckenmiller	151-294	2103	14	11
1996	Jim Druckenmiller	142-250	2071	17	5
1997	Al Clark	110-192	1476	10	3
1998	Al Clark	72-148	1050	9	5
1999	Michael Vick	90-152	1840	12	5
2000	Michael Vick	87-161	1234	8	6
2001	Grant Noel	146-254	1826	16	11
2002	Bryan Randall	158-248	2134	12	11
2003	Bryan Randall	150-245	1996	15	10
2004	Bryan Randall	170-306	2264	21	9

Bryan Randall


Career Passing Leaders

Name	Yrs. Played	Comp-Att.	TDs	Tot. Yds.
Bryan Randall	2001-04	490-833	48	6508
Don Strock	1970-72	440-829	29	6009
Will Furrer	1988-91	494-920	43	5915
Maurice DeShazo	1991-94	397-745	47	5720
Jim Druckenmiller	1993-96	313-582	34	4383
Steve Casey	1978-81	342-647	29	4299
Mark Cox	1981-85	281-518	22	3526
Michael Vick	1999-00	177-313	20	3074
Erik Chapman	1985-87	234-458	20	2996
Todd Greenwood	1982-85	234-443	16	2721
Al Clark	1995-98	193-361	19	2622
Grant Noel	1999-02	158-284	18	1971
Bob Schweickert	1962-64	133-266	18	1725
David Lamie	1975-78	79-190	4	1327
Bruce Arians	1972-74	78-174	6	1270
Billy Holsclaw	1956-58	87-169	11	1262


Receiving



Ernest Wilford
(Wireimage photo)



André Davis



Antonio Freeman

Year-by-Year Receiving Leaders

Year	Player	Cgt.	Yds.	TDs
1952	Bob Luttrell	11	142	0
1953	Tom Petty	10	216	0
1954	Tom Petty	9	236	0
1955	Roger Simmons	9	153	0
1956	Carroll Dale	8	157	3
1957	Carroll Dale	17	171	0
1958	Carroll Dale	25	459	6
1959	Carroll Dale	17	408	6
1960	Terry Strock	16	236	6
1961	Terry Strock	10	68	1
1962	Tommy Marvin	11	137	1
1963	Tommy Marvin	28	303	1
1964	Tommy Marvin	21	330	3
1965	Gene Fisher	30	387	2
1966	Ken Barefoot	22	267	4
1967	Ken Barefoot	26	225	2
1968	Danny Cupp	21	323	1
1969	Terry Smoot	18	161	1
1970	Jimmy Quinn	30	481	1
1971	Mike Burnop	46	558	2
1972	Ricky Scales	43	826	7
1973	Ricky Scales	36	772	7
1974	Ricky Scales	34	674	4
1975	Steve Galloway	18	378	4
1976	Moses Foster	20	429	5
1977	Ellis Savage	23	416	0
1978	Dennis Scott	21	300	1
1979	Sidney Snell	43	706	7
1980	Sidney Snell	43	568	8
1981	Mike Giacolone	28	514	7
1982	Mike Giacolone	37	405	2
1983	Mike Shaw	23	357	2
1984	Joe Jones	39	452	1
1985	Donald Snell	31	369	0
1986	Donald Snell	34	661	6
1987	Steve Johnson	38	475	3
1988	Myron Richardson	36	583	1
1989	Myron Richardson	27	450	4
1990	Marcus Mickel	38	409	0
1991	Bo Campbell	29	494	7
1992	Antonio Freeman	32	703	6
1993	Antonio Freeman	32	644	9
1994	Antonio Freeman	38	586	5
1995	Bryan Still	32	628	3
1996	Shawn Scales	30	510	4
1997	Marcus Parker	20	212	0
1998	Ricky Hall	37	650	8
1999	André Davis	35	962	9
2000	Emmett Johnson	34	574	3
2001	André Davis	39	623	7
2002	Ernest Wilford	51	925	7
2003	Ernest Wilford	55	886	3
2004	Eddie Royal	28	470	3

Individual Records

Most Passes Caught

Game	13	se Donald Snell vs. Cincinnati	1985
		se Nick Cullen vs. So. Miss.	1990
Season	55	se Ernest Wilford	2003
Career	126	se Ernest Wilford	2000-03

Most Yards Gained by Receiving

Game	279	se Ernest Wilford vs. Syracuse	2002
Season	962	fl André Davis	1999
Career	2272	wr Ricky Scales	1972-74

Most Touchdown Receptions

Game	4	se Ernest Wilford vs. Syracuse	2002
Season	9	se Antonio Freeman	1993
		fl André Davis	1999
Career	22	se Antonio Freeman	1991-94

Best Average Per Catch

Season	27.5	fl André Davis	1999
(min. 20 catches)			
Career	20.1	wr Ricky Scales	1972-74

Career Receiving Leaders

Pos.	Name	Yrs. Played	Cgt.	TDs	Yds.
se	Ernest Wilford	2000-03	126	11	2052
se	Antonio Freeman	1991-94	121	22	2207
wr	Ricky Scales	1972-74	113	18	2272
flk	André Davis	1998-01	103	18	1986
se	Mike Giacolone	1979-82	103	10	1384
se	Myron Richardson	1986-89	100	9	1541
se	Donald Snell	1983-86	92	7	1409
te	Mike Burnop	1970-72	90	5	1141
wb	Sidney Snell	1978-80	86	15	1274
te	Steve Johnson	1984-87	84	8	1058
se	Cornelius White	1993-96	78	7	1114
flk	Marcus Mickel	1988-91	77	1	868
flk	Bryan Still	1992-95	74	11	1458
se-wb	Jimmy Quinn	1969-71	72	4	1262
se	Nick Cullen	1987-90	70	5	946
wr	Donnie Reel	1970-72	68	5	1260
se	Bo Campbell	1989-92	68	9	1145
te	Ken Barefoot	1965-67	68	8	752
se	Carroll Dale	1956-59	67	15	1195
se	Jermaine Holmes	1992-95	67	7	993
se	Ricky Hall	1998-99	62	11	1048
flk	Steve Sanders	1990-93	60	5	960
te	Mike Shaw	1980-83	60	7	904
e	Tommy Marvin	1962-64	60	5	770
tb	Vaughn Hebron	1989-92	60	4	596

Total Offense

Career Total Offense Leaders

Pos.	Name	Yrs. Played	Plays	Tot. Yds.
qb	Bryan Randall	2001-04	1242	8034
qb	Maurice DeShazo	1991-94	1026	6105
qb	Don Strock	1970-72	974	5871
qb	Will Furrer	1988-91	1047	5782
qb	Steve Casey	1978-81	982	4987
qb	Jim Druckenmiller	1993-96	725	4634
qb	Michael Vick	1999-00	525	4276
qb	Mark Cox	1981-85	754	3890
tb	Cyrus Lawrence	1979-82	844	3767
tb	Kevin Jones	2001-03	616	3475
rb	Roscoe Coles	1974-77	658	3458
qb	Bob Schweickert	1962-64	603	3448
qb	Al Clark	1995-98	547	3190
rb-qb	Phil Rogers	1973-75	589	3025
tb	Maurice Williams	1983-86	550	2981
qb	Erik Chapman	1985-87	640	2828
tb	Lee Suggs	1999-02	535	2767
tb	Dwayne Thomas	1992-95	576	2696
qb	Todd Greenwood	1982-85	604	2669
tb	Ken Oxendine	1994-97	526	2645
tb	Eddie Hunter	1983-86	471	2550
tb	Tony Kennedy	1989-92	546	2336
tb	Vaughn Hebron	1989-92	481	2327
tb	Shyrone Stith	1996-99	448	2292
tb	Terry Smoot	1967-69	512	2148

Individual Records

Most Plays

Game	57	qb Don Strock vs. Houston	1972
Season	480	qb Don Strock	1972
Career	1242	qb Bryan Randall	2001-04

Most Yards

Game	516	qb Don Strock vs. Houston	1972
Season	3170	qb Don Strock	1972
Career	8034	qb Bryan Randall	2001-04

Most Yards Per Game

Season	288.2	qb Don Strock	1972
Career	202.4	qb Don Strock	1970-72

Most Yards Per Play

Season	9.3	qb Michael Vick	1999
Career	8.14	qb Michael Vick	1999-00



Don Strock

Team Records

Most Plays

Game	98	vs. Cincinnati	1985
Season	931		2002

Most Yards

Game	675	vs. Pittsburgh	1993
Season	5223		2003

Most Yards Per Game

Season	451.8		1999
--------	-------	--	------

Most Yards Per Play


Season	6.6		1999
--------	-----	--	------

First Downs

Game	36	vs. UCF	2003
Season	274		2002

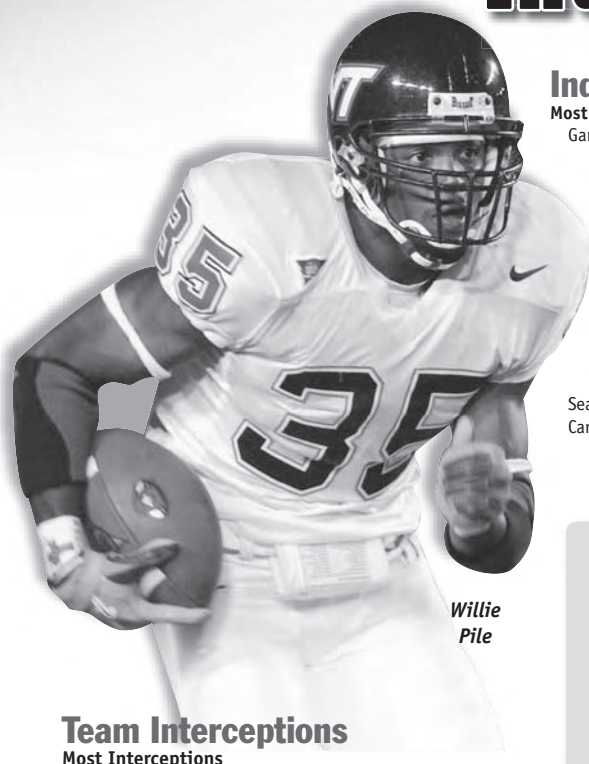
Year-by-Year Total Offense Leaders

Year	Player	Plays	Yds.
1952	Johnny Dean	208	914
1953	Jack Williams		592
1954	Dickie Beard	131	729
1955	Billy Cranwell	120	593
1956	Jimmy Lugar	156	865
1957	Billy Cranwell	83	407
1958	Billy Holsclaw	230	1227
1959	Alger Pugh	146	859
1960	Warren Price	171	736
1961	Warren Price	186	737
1962	Bob Schweickert	80	513
1963	Bob Schweickert	271	1526
1964	Bob Schweickert	240	1409
1965	Bobby Owens	268	1417
1966	Tommy Stafford	278	1193
1967	Al Kincaid	251	765
1968	Terry Smoot	197	852
1969	Terry Smoot	246	940
1970	Gil Schwabe	159	773
1971	Don Strock	413	2404
1972	Don Strock	480	3170
1973	Phil Rogers	182	1221
1974	Bruce Arians	225	1195
1975	Phil Rogers	264	1141
1976	Roscoe Coles	209	1119
1977	David Lamie	229	1040
1978	Kenny Lewis	184	1020
1979	Steve Casey	295	1622
1980	Steve Casey	248	1287
1981	Cyrus Lawrence	325	1403
1982	Todd Greenwood	227	941
1983	Mark Cox	245	1403
1984	Mark Cox	209	1057
1985	Maurice Williams	167	936
1986	Erik Chapman	308	1583
1987	Erik Chapman	323	1246
1988	Will Furrer	337	1297
1989	Will Furrer	101	590
1990	Will Furrer	329	2046
1991	Will Furrer	280	1849
1992	Maurice DeShazo	315	1710
1993	Maurice DeShazo	313	2177
1994	Maurice DeShazo	379	2081
1995	Jim Druckenmiller	355	2160
1996	Jim Druckenmiller	324	2276
1997	Al Clark	287	1820
1998	Al Clark	217	1118
1999	Michael Vick	260	2425
2000	Michael Vick	265	1851
2001	Grant Noel	315	1812
2002	Bryan Randall	419	2641
2003	Bryan Randall	327	2400
2004	Bryan Randall	442	2775



Michael Vick

Interceptions



Willie Pile

Individual Records

Most Interceptions

Game	3	hb Ron Davidson vs. Florida St.	1967
		s Lenny Smith vs. Wake Forest.....	1968
		hb John Bell vs. Florida St.....	1973
		hb John Bell vs. West Va.	1974
		cb Paul Davis vs. Florida St.....	1979
		cb Derek Carter vs. VMI	1982
		olb Lorenzo Ferguson vs. Clemson.....	1998
		fs Keion Carpenter vs. Pittsburgh.....	1998
		cb Ike Charlton vs. West Virginia	1998
		cb/s Anthony Midget vs. Miami	1999
		fs Willie Pile vs. Syracuse	2000
Season	9	cb Garnell Wilds vs. Syracuse	2002
Career	18	hb Ron Davidson.....	1967
		cb-fs Gene Bunn	1976-78

Most Yards Gained on Interception Runbacks

Game	*182	fs Ashley Lee vs. Vanderbilt.....	1983
Season	210	hb Johnny Watkins	1960
Career	351	fs Ashley Lee	1980-84

Most Touchdowns on Interception Runbacks

Game	2	lb Don Divers vs. VMI.....	1954
		fs Ashley Lee vs. Vanderbilt.....	1983
Season	2	lb Don Divers.....	1954
		lb Mike Widger	1968
		fs Ashley Lee	1983
		cb Eric Green	2003
Career	3	lb Don Divers.....	1954-56
		lb Mike Widger	1967-69

*NCAA record

Team Interceptions

Most Interceptions

Game	6	vs. Florida State.....	1968
		vs. Rutgers.....	1992
		vs. Rutgers.....	1998
Season	27	1967

Most Yards on Interceptions

Game	182	vs. Vanderbilt	1983
Season	594	1954

Most Interception Touchdowns

Game	2	vs. VMI.....	1954
		vs. Vanderbilt	1983
		vs. South Carolina	1988
		vs. Rutgers.....	1998
Season	4	1967, 1968, 1995, 1998, 2003, 2004	

Career Interception Leaders

Pos.	Name	Yrs. Played	Int.	TDs	Ret. Yds.
cb-s	Gene Bunn	1976-78	18	0	106
cb	Tyrone Drakeford	1990-93	16	1	144
s	Willie Pile.....	1999-02	14	2	270
hb	Ron Davidson	1966-68	13	0	174
s	Lenny Smith.....	1968-70	13	0	120
lb	Mike Widger	1967-69	12	3	220
cb	John Granby.....	1987-91	12	0	98
lb	Mike Johnson	1980-83	11	1	173
fs	Ashley Lee	1980-84	11	2	351
cb-fs	William Yarborough	1992-95	11	0	30
s-cb	John Bell.....	1972-74	10	1	155
cb	Billy Hardee.....	1973-75	10	1	168
cb	Derek Carter	1981-84	10	0	77
s	Keion Carpenter	1995-98	10	2	244
hb	Frank Beamer	1966-68	9	1	81
s	Carter Wiley	1984-87	9	1	143
s	Torrian Gray	1993-96	9	1	122
cb	Garnell Wilds	2000-03	9	0	32



Gene Bunn

Year-by-Year Interception Leaders

Year	Player	Int.	Yds.	TDs	Long
1952	Julian King.....	4	27	-	-
1953	Don Booth	2	53	1	-
	Leo Burke	2	35	0	-
1954	Dickie Beard	3	119	1	-
	Leo Burke	3	55	0	-
1955	Leo Burke	3	12	0	-
1956	Jimmy Lugar.....	3	58	0	37
1957	Carroll Dale	2	43	0	37
1958	Ken Byrd	2	43	0	-
	Billy Holsclaw	2	2	0	-
1959	Alger Pugh	5	103	0	59
1960	Johnny Watkins.....	4	210	1	88
1961	Buddy Perry	4	45	0	32
1962	Gerald Bobbitte.....	5	51	0	25
1963	Mike Cahill	4	32	0	11
1964	Vic Kreiter	2	19	0	12
1965	Billy Edwards	2	12	0	12
	Jimmy Richards.....	2	0	0	0
	George Foussekis	2	0	0	0
1966	Frank Beamer	4	22	0	22
1967	Ron Davidson	9	149	0	75
1968	Mike Widger.....	7	203	2	74
1969	Tim Bosiack.....	4	36	0	18
	Lenny Smith	4	29	0	27


Year	Player	Int.	Yds.	TDs	Long
1969	Mike Widger.....	4	9	0	5
1970	Ronnie Holsinger.....	5	82	0	66
1971	Kent Henry	5	57	0	25
1972	Jerry Scharnus	5	31	0	15
1973	John Bell	5	84	1	36
1974	John Bell	5	71	0	30
1975	Billy Hardee	7	83	0	31
1976	Gene Bunn	7	23	0	21
1977	Gene Bunn	6	69	0	32
1978	Gene Bunn	5	14	0	8
1979	Jerome Pannell	4	39	0	35
	Matt Mead	4	36	0	18
	Paul Davis	4	27	0	13
1980	Mike Scharnus	2	59	1	44
	Paul Davis	2	14	0	9
	Rick Miley	2	7	0	5
1981	Mike Johnson	4	75	0	55
	Gillett Ford	4	73	1	34
1982	Derek Carter	5	18	0	18
1983	Jake Clarke	4	44	0	33
	Mike Johnson	4	13	0	9
1984	Ashley Lee	7	155	0	44
1985	Carter Wiley.....	5	53	0	32
1986	Carter Wiley.....	3	15	0	15

Year	Player	Int.	Yds.	TDs	Long
	Billy Myers	3	9	0	9
1987	six players with 1.....	1	90	1	90
1988	John Granby	4	27	0	27
1989	Roger Brown	3	55	1	55
	John Granby	3	53	0	44
	Randy Cockrell	3	14	0	9
1990	Tyrone Drakeford	3	22	0	22
1991	Tyrone Drakeford	5	1	0	1
1992	Tyrone Drakeford	7	121	1	40
1993	Antonio Banks	3	22	0	21
	Torrian Gray.....	3	48	0	46
1994	Torrian Gray.....	4	74	1	66
	William Yarborough.....	4	0	0	0
1995	William Yarborough.....	5	14	0	12
1996	Antonio Banks	4	63	0	45
1997	Keion Carpenter	4	52	0	32
1998	Keion Carpenter	5	92	1	40
	Ike Charlton	5	81	1	26
1999	Anthony Midget	4	5	0	3
2000	Willie Pile	6	22	1	11
2001	Willie Pile	4	77	0	53
2002	Garnell Wilds	5	8	0	8
2003	Eric Green	3	166	2	84
2004	Jimmy Williams	5	81	1	34


Punt Returns

Year-by-Year Punt Return Leaders

Year	Player	No.	Yds.	TDs
1952	Billy Anderson	23	375	1
1953	Billy Anderson	7	60	0
1954	Billy Anderson	13	122	0
1955	Dave Ebert	15	91	0
1956	Bobby Wolfenden	8	123	1
1957	Corbin Bailey	15	242	0
1958	Pat Henry	7	142	1
1959	Alger Pugh	12	129	0
1960	Bobby Watkins	14	182	1
1961	Terry Strock	9	83	0
1962	Mike Cahill	20	138	0
1963	Mike Cahill	18	138	0
1964	Tommy Francisco	9	58	0
1965	Frank Loria	15	145	0
1966	Frank Loria	16	248	3
1967	Frank Loria	30	420	1
1968	Ron Davidson	25	62	0
1969	Wayne Humphries	24	89	0
1970	Tim Bosiack	34	177	0
1971	Jerry Scharnus	25	238	0
1972	Jerry Scharnus	26	229	0
1973	Billy Hardee	6	118	0
1974	Billy Hardee	30	263	0
1975	Billy Hardee	27	148	1
1976	Greg Payne	16	156	1
1977	Henry Bradley	13	58	0
1978	Gene Bunn	6	42	0
1979	John Ludlow	13	114	0
1980	John Ludlow	37	220	0
1981	John Ludlow	35	219	0
1982	John Ludlow	51	284	0
1983	Derek Carter	37	289	0
1984	Billy Myers	34	335	0
1985	Billy Myers	24	142	0
1986	Billy Myers	27	236	0
1987	Myron Richardson	16	70	0
1988	Myron Richardson	25	142	0
1989	Bo Campbell	26	134	0
1990	Marcus Mickel	25	292	0
1991	Bo Campbell	15	273	0
1992	Bo Campbell	20	135	0
1993	Antonio Freeman	24	184	0
1994	Antonio Freeman	39	467	1
1995	Larry Green	23	208	0
1996	Angelo Harrison	22	189	0
1997	Angelo Harrison	10	90	0
1998	Angelo Harrison	38	376	0
1999	Ricky Hall	40	510	1
2000	André Davis	18	396	3
2001	André Davis	35	437	1
2002	DeAngelo Hall	22	352	2
2003	DeAngelo Hall	33	487	3
2004	Eddie Royal	25	274	0



DeAngelo Hall



André Davis

Individual Records

Most Returns

Game	10	John Ludlow vs. Virginia.....	1982
		Bo Campbell vs. Akron.....	1989
Season	51	John Ludlow	1982
Career	136	John Ludlow	1979-82

Most Yardage on Returns

Game	164	Antonio Freeman vs. Pitt	1994
Season	510	Ricky Hall	1999
Career	872	André Davis	1998-01

Most TDs on Returns

Game	2	DeAngelo Hall vs. Syracuse... ..	2003
Season	3	Frank Loria	1966
		André Davis	2000
		DeAngelo Hall	2003
Career	5	DeAngelo Hall	2001-03

Best Return Average

Season	22.0	André Davis	2000
		(15 or more returns)	
Career	15.9	André Davis	1998-01

Team Records

Most Returns

Game	10	vs. VMI	1971
		vs. Virginia	1982
		vs. Clemson	1989
		vs. Clemson	1998
Season	53	1982

Most Yardage on Returns

Game	164	vs. Pittsburgh	1994
Season	711	2000

Most TDs on Returns

Season	3	1966, 2000 & 2003
--------	---	-------	-------------------

Best Return Average

Season	18.2	(39 returns)	2000
--------	------	--------------------	------

Career Punt Return Leaders

Name	Yrs. Played	No.	Yds.	TDs	Avg.
André Davis	1998-01	55	872	4	15.9
DeAngelo Hall	2001-03	56	839	5	15.0
John Ludlow	1979-82	136	837	0	6.2
Frank Loria	1965-67	61	813	4	13.3
Billy Myers	1984-87	90	750	0	8.3
Angelo Harrison	1995-98	73	697	0	9.5
Antonio Freeman	1991-94	63	651	1	10.3
Bo Campbell	1989-92	67	587	0	8.8
Billy Anderson	1952-54	43	557	1	13.0
Ricky Hall	1998-99	41	534	1	13.0
Billy Hardee	1973-75	63	529	1	8.4

Kickoff Returns

Individual Records

Most Returns

Game	9	James Barber vs. Tulsa	1971
		Billy Hardee vs. Alabama	1973
Season	33	Billy Hardee	1973
Career	67	Jon Jeffries	1987-91

Most Yards on Returns

Game	214	Marcus Mickel vs. Clemson	1989
Season	758	Billy Hardee	1973
Career	1447	Jon Jeffries	1987-91

Most TDs on Returns

Season	1	shared by many
Career	2	Terry Strock

Best Return Average

Season	34.3	Tommy Francisco
		(10 or more returns)
Career	24.8	Dickie Longerbeam

Team Records

Most Returns

Game	12	vs. Alabama
Season	67

Most Yards on Returns

Game	245	vs. South Carolina
Season	1431

Most TDs on Returns


Season	2
--------	---	-------

Best Return Average

Season	27.4
--------	------	-------



Billy Hardee



Jon Jeffries



Bob Thomas

Year-by-Year Kickoff Return Leaders

Year	Player	No.	Yds.	TDs
1952	Don Booth	18	413	0
1953	Howie Wright	6	125	0
1954	Billy Anderson	5	96	0
1955	Dickie Beard	5	115	0
1956	Bobby Wolfenden	5	173	0
1957	Frank Eastman	5	60	0
1958	Jay Whitesell	5	192	1
1959	Alger Pugh	12	305	0
1960	Terry Strock	6	208	1
1961	Warren Price	13	273	0
1962	Sonny Utz	11	242	0
1963	Tommy Walker	7	259	1
1964	Tommy Francisco	15	301	0
1965	Dickie Longerbeam	12	404	1
1966	Tommy Francisco	9	145	0
1967	Dickie Longerbeam	14	317	0
1968	Ron Davidson	6	105	0
1969	Rich Matijevich	7	192	1
1970	Rich Matijevich	25	501	0
1971	Jimmy Quinn	14	324	0
1972	Don Testerman	11	294	0
1973	Billy Hardee	33	758	1
1974	Morris Blueford	15	305	0
1975	Roscoe Coles	14	312	0
1976	Ellis Savage	17	311	0
1977	Kenny Lewis	24	540	0
1978	Larry Fallen	23	526	1
1979	Billy Hite	8	156	0
1980	Sidney Snell	11	264	0
1981	Bob Thomas	9	172	0
1982	Bob Thomas	22	487	0
1983	Eddie Hunter	7	162	0
1984	Bob Thomas	14	278	0
1985	Eddie Hunter	12	265	0
1986	Eddie Hunter	19	462	1
1987	Jon Jeffries	22	561	1
1988	Jon Jeffries	15	311	0
1989	Marcus Mickel	25	546	1
1990	Marcus Mickel	15	285	0
1991	Jon Jeffries	16	273	0
1992	Tony Kennedy	16	386	1
1993	Dwayne Thomas	14	305	0
1994	Bryan Still	19	493	0
1995	Dwayne Thomas	13	238	0
1996	Shawn Scales	12	312	0
1997	Ike Charlton	18	373	0
1998	Shyrone Stith	14	282	0
1999	Shyrone Stith	15	387	0
2000	André Kendrick	22	447	0
2001	Richard Johnson	12	267	0
2002	Richard Johnson	23	485	0
2003	Mike Imoh	18	549	1
2004	Eddie Royal	12	346	0

Career Kickoff Return Leaders

Name	Yrs. Played	No.	Yds.	TDs	Avg.
Jon Jeffries	1987-91	67	1447	1	21.6
Bob Thomas	1981-84	51	1088	0	21.3
Marcus Mickel	1988-91	47	963	1	20.5
Eddie Hunter	1983-86	38	889	1	23.4
Dickie Longerbeam	1965-68	34	842	1	24.8
Billy Hardee	1973-75	37	833	1	22.5
Mike Imoh	2002-	30	805	1	26.8
Tommy Francisco	1964-66	34	789	1	23.2
Rich Matijevich	1969-71	36	780	1	21.7
Richard Johnson	2001-04	35	752	0	21.5
Sonny Utz	1962-64	33	741	0	22.5
Larry Fallen	1976-78	32	689	1	21.5

Punting

Most Punts

Game	14	Jack Simcsak vs. Alabama	1968
Season	88	Gene Fisher	1967
Career	237	Vinnie Burns	2001-04

Most Yards Punting

Game	564	Jack Simcsak vs. Alabama	1968
Season	3267	Gene Fisher	1967
Career	9387	Vinnie Burns	2001-04

Best Punting Average


Season	45.1	Jimmy Kibble.....	1997
Career	41.8	George Roberts	1976-77

Career Punting Leaders

Name	Yrs. Kicked	No.	Yds.	Avg.
George Roberts	1976-77	128	5345	41.8
Dave Smigelsky	1978-80	172	7065	41.1
Jimmy Kibble	1996-99	180	7372	41.0
Jack Williams	1951-53	157	6229	39.7
Vinnie Burns	2001-04	237	9387	39.6
Robbie Colley	1991-94	169	6676	39.5
Jack Simcsak	1968-70	210	8257	39.3
Andy Hromyak	1970-72	115	4513	39.2
David Cox	1982-85	173	6785	39.2
Bruce McDaniel.....	1972-75	171	6675	39.0
Bill Renner.....	1981-82	141	5492	39.0
Gene Fisher.....	1965-67	205	7840	38.2
Bobby Wolfenden	1954-56	63	2386	37.9
Bob Schweickert	1962-64	112	4233	37.8

Principal Place-kickers

Season(s)	Player	EP	FG	TP
1920-21	J.G. (Rip) Wallace	29		95
1922-24	Don Rutherford	31		107
1925	Paul Robertson	4		10
1926-28	J.B. (Scotty) MacArthur.....	26		
1928-30	Bird Hooper	21		41
1931	Heinie Groth	3		3
1932	Gene Hite	8		8
1933	Ray Mills.....	5		5
1934	George Sodaro	5		5
1935	Herman (Foots) Dickerson	5		47
1936	George Sodaro	6	1	9
1937	C.L. Shockey.....	6		6
1938	Frank Pierce	6		12
1939	Ward Boswell.....	5		5
1940-42	Roger McClure.....	39	9	74
1945-48	Ross M. Orr, Jr.	35		35
1949	Ralph Beard	16		22
1950	Ronnie Raugh.....	5		5
1951				
1952	Don (Duckie) Welsh	14	1	29
1953-55	Dickie Beard	43	1	46
1955-57	Barry Frazee	32	2	38
1958-59	Chuck Stephens.....	17-27	2-4	23
1960-62	Aster (Cat) Sizemore	39-46	1-9	42
1962-64	Dickie Cranwell	43-49	8-17	67
1965-67	Jon Utin	63-69	20-36	123
1968-70	Jack Simcsak	59-64	21-48	122
1971-72	Dave Strock	50-56	22-42	116
1973-75	Wayne Latimer.....	72-77	25-55	147
1976-78	Paul Engle	54-58	16-42	102
1979-80	Dennis Laury	41-47	12-24	77
1981-84	Don Wade	98-107	42-70	224
1985	Tom Taricani.....	9-10	3-6	18
1985-88	Chris Kinzer.....	93-95	47-69	234
1989-91	Mickey Thomas	44-45	31-41	137
1991-94	Ryan Williams.....	137-147	39-57	254
1994-95	Atle Larsen	36-37	15-26	81
1996-99	Shayne Graham	167-169	68-93	371
2000-03	Carter Warley	190-195	39-63	307
2004-	Brandon Pace	47-48	21-27	110



Vinnie Burns

Year-by-Year Punting Leaders

Year	Player	No. Punts	Avg.	Year	Player	No. Punts	Avg.
1952	Jack Williams	66	40.7	1978	Dave Smigelsky.....	58	41.0
1953	Jack Williams	30	40.9	1979	Dave Smigelsky.....	58	42.3
1954	Tom Petty	40	35.6	1980	Dave Smigelsky.....	53	39.8
1955	Bobby Wolfenden	29	39.9	1981	Bill Renner.....	62	39.5
1956	Bobby Wolfenden	30	37.3	1982	Bill Renner.....	79	38.6
1957	Bobby Conner.....	25	34.8	1983	David Cox	61	41.0
1958	Carroll Dale	28	33.6	1984	David Cox	56	41.9
1959	Carroll Dale	36	32.8	1985	David Cox	55	34.9
1960	Terry Strock.....	47	37.2	1986	Tony Romero	47	36.0
1961	Terry Strock.....	35	36.5	1987	Tony Romero	51	37.9
1962	Jake Adams.....	25	38.8	1988	Kelly Fitzgerald.....	39	36.7
1963	Bob Schweickert	45	39.1	1989	Chris Baucia	77	37.5
1964	Bob Schweickert	42	37.7	1990	Chris Baucia	66	38.5
1965	Gene Fisher	49	40.6	1991	Jack Wiltshire.....	55	37.2
1966	Gene Fisher	68	37.9	1992	Robbie Colley	57	38.1
1967	Gene Fisher	88	37.1	1993	Robbie Colley	51	38.4
1968	Jack Simcsak	82	38.7	1994	Robbie Colley	57	42.1
1969	Jack Simcsak	66	41.2	1995	John Thomas.....	61	38.9
1970	Jack Simcsak	62	38.1	1996	Jimmy Kibble	32	37.3
1971	Andy Hromyak	57	39.3	1997	Jimmy Kibble	50	45.1
1972	Andy Hromyak	42	41.4	1998	Jimmy Kibble	52	41.5
1973	Bruce McDaniel.....	55	40.3	1999	Jimmy Kibble	46	38.4
1974	Bruce McDaniel.....	53	39.6	2000	Robert Peaslee.....	44	35.3
1975	Bruce McDaniel.....	60	37.9	2001	Vinnie Burns.....	59	37.8
1976	George Roberts	68	41.5	2002	Vinnie Burns	64	40.5
1977	George Roberts	60	42.1	2003	Vinnie Burns	57	39.8
				2004	Vinnie Burns	57	40.3

Team Defense

Season Highs & Lows Since 1950

	Fewest	Most
Total Defense		
Plays	552 in 1954 (9 games) 562 in 1955 (10 games) 691 in 1997 (11 games)	938 in 2002 (14 games)
Yards Allowed	1,973 in 1954 (9 games) 2,108 in 1957 (10 games) 2,401 in 1980 (11 games)	5,136 in 1973 (11 games)
Yards Per Game	210.8 in 1957 (10 games) 218.3 in 1980 (11 games)	466.9 in 1973
Yards Per Play	3.30 in 1966 (10 games) 3.34 in 1984 (11 games)	6.3 in 1973
Rushing Defense		
Rushing Attempts	363 in 1966 (10 games) 367 in 1983 (11 games)	610 in 1973 (11 games)
Yards Allowed	544 in 1982 (11 games)	3,453 in 1973
Yards Per Game	49.5 in 1982 (11 games)	313.9 in 1973
Yards Per Carry	1.4 in 1982 (11 games)	5.7 in 1973
TDs Rushing	2 in 1968 (10 games) in 1982 (11 games)	37 in 1973
Pass Defense		
Passing Attempts	108 in 1957 (10 games) 177 in 1952 (11 games)	443 in 2002 (14 games)
Completions	38 in 1957 (10 games) 87 in 1952 (11 games)	244 in 2003 (13 games)
Yards Allowed	485 in 1957 (10 games) 1,064 in 1952 (11 games)	3,009 in 2003
Yards Per Game	48.5 in 1957 (10 games) 96.7 in 1952 (11 games)	251.0 in 1993 (11 games)
Yards Per Attempt	4.5 in 1957 (10 games) 5.2 in 2001 (11 games)	8.3 in 1973 (11 games)
Yards Per Completion	10.0 in 1962 (10 games) 10.8 in 1983 (11 games)	16.0 in 1973
TDs Passing	2 in 1963 (10 games) 6 in 1975 & 1983 (11 games)	19 in 2003 (13 games)
Completion Pct.	35.2 in 1957 (10 games) 43.0 in 1980 (11 games)	60.2 in 2003 (13 games)
Scoring Defense		
Points Allowed	75 in 1954 (9 games) 90 in 1966 (10 games) 91 in 1983 (11 games)	430 in 1950 (10 games) 380 in 1973 (11 games)
Points Per Game	8.27 in 1983	43.0 in 1950 (10 games) 34.5 in 1973 (11 games)
TDs	11 in 1954 (9 games) in 1966 (10 games) in 1980, 1982 & 1983 (11 games)	52 in 1973
Punt Returns		
Returns Allowed	9 in 1999 (11 games)	44 in 1966 (10 games) 40 in 1970 & 1988 (11 games)
Yards Allowed	36 in 1999 (11 games)	529 in 1952 (11 games)
Yards Per Return	2.4 in 1986 (11 games)	14.5 in 1974 (11 games)
TD Returns		2 in 1970 (11 games)*
Kickoff Returns		
Returns Allowed	19 in 1961 (9 games) 26 in 1968 (10 games) 23 in 1978 (11 games)	61 in 2003 (13 games)
Yards Allowed	368 in 1961 (9 games) 419 in 1953 (10 games) 404 in 1975 (11 games)	1,271 in 2003
Yards Per Return	15.3 in 1980 (11 games)	25.9 in 1968 (10 games) 25.8 in 1970 (11 games)
TD Returns		1 numerous seasons
First Downs		
FDs Allowed	111 in 1955 (10 games) 143 in 1980 (11 games)	252 in 1971 (11 games)
Rushing FDs Allowed	40 in 1967 (10 games) 46 in 1982 (11 games)	151 in 1973 (11 games)
Passing FDs Allowed	20 in 1957 (10 games) 34 in 1952 (11 games)	127 in 2003 (13 games)
FDs by Penalty	2 in 1952 (11 games)	26 in 1988 (11 games)
Fumbles		
Fumbles Caused	14 in 1992, 1997, 2000 (11 games)	48 in 1975 (11 games)
Fumbles Recovered	6 in 2000 (11 games)	29 in 1972 (11 games)

*Does not include blocked punts.

Game Highs & Lows Since 1950

	Fewest	Most
Total Defense		
Plays	37 by Richmond, 1963 West Virginia, 1966	100 by Wm. & Mary, 1971 Ohio, 1971 & Syracuse, 2002
Yards Allowed	63 vs. UAB, 1999	833 vs. Alabama, 1973
TDs		11 by Alabama, 1973
Rushing Defense		
Rushing Attempts	19 by UCF, 2003	78 by Wake Forest, 1971
Yards Allowed	(-28) vs. Tampa, 1967 Arkansas St., 1997	748 vs. Alabama, 1973
TDs		9 by Alabama, 1973
Pass Defense		
Passing Attempts	2 by Clemson, 1956	58 by East Carolina, 1992
Completions	0 six times	36 by Marshall, 2002
Yards Allowed	0 vs. Clemson, 1950 West Virginia, 1957	498 vs. Maryland, 1993
TDs		6 by Vanderbilt, 1982
Punt Returns		
Returns	0 several times	9 by Syracuse, 1988
Yards Allowed	(-11) vs. VMI, 1969	187 vs. Maryland, 1950
TDs		1 numerous times
Kickoff Returns		
Returns	0 by Richmond, 1976	9 several times
Yards Allowed	(-1) vs. Wake Forest, 1979	205 vs. Houston, 1973 Fla. State, 1974
TDs		1 numerous times
First Downs		
FDs Allowed	4 vs. Pennsylvania, 1955	34 vs. Wm. & Mary, 1971
Rushing FDs Allowed	1 10 times	26 vs. Alabama, 1973
Passing FDs Allowed	0 eight times	22 vs. East Carolina, 1992
FDs by Penalty	0 numerous times	6 by Villanova, 1970
Fumbles		
Fumbles Caused		11 vs. Fla. State, 1958
Fumbles Recovered		5 several times

Tackling Records Since 1974

Most Tackles		
Game:	30	by lb Rick Razzano vs. Kentucky 1977
Season:	177	by lb Rick Razzano 1975 by dt Scott Hill 1987
Career:	634	by lb Rick Razzano 1974-77
Most Unassisted Tackles		
Game:	21	by lb Rick Razzano vs. Richmond 1975
Season:	102	by lb Rick Razzano 1975
Career:	368	by lb Rick Razzano 1974-77
Most Assisted Tackles		
Game:	15	by lb Ashley Lee vs. Richmond 1981 by lb Mike Johnson vs. Miami (Fla.) 1982
Season:	110	by dt Scott Hill 1987
Career:	266	by lb Rick Razzano 1974-77
Most Quarterback Sacks		
Game:	4	by dt Bruce Smith vs. Duke 1983 by dt Bruce Smith vs. Wm. & Mary 1984 by de Morgan Roane vs. Wm. & Mary 1985
Season:	22	by dt Bruce Smith 1983
Career:	46	by dt Bruce Smith 1981-84
Most Tackles for Loss (includes sacks)		
Season:	31	by dt Bruce Smith 1983
Career:	71	by dt Bruce Smith 1981-84

Year-by-Year Leading Tacklers

1974	lb Rick Razzano 165	1990	olb Archie Hopkins 89
1975	lb Rick Razzano 177	1991	de Wooster Pack 70
1976	lb Rick Razzano 140	1992	olb P.J. Preston 89
1977	lb Rick Razzano 152		ilb Melendez Byrd 89
1978	lb Chip Keatley 102	1993	lb Ken Brown 113
1979	lb Chris Cosh 86	1994	lb George DelRocco 130
1980	lb Ashley Lee 95	1995	lb George DelRocco 137
1981	lb Ashley Lee 146	1996	olb Brandon Semones 88
1982	lb Mike Johnson 148	1997	ilb Steve Tate 104
1983	lb Mike Johnson 135	1998	ilb Jamel Smith 99
1984	lb Vince Daniels 113	1999	ilb Jamel Smith 89
1985	lb Paul Nelson 103	2000	ilb Ben Taylor 103
1986	lb Paul Nelson 104	2001	ilb Ben Taylor 121
1987	dt Scott Hill 177	2002	ilb Mikal Baaqee 112
1988	dt Horacio Moronta 81	2003	rov Michael Crawford 131
1989	ilb Bobby Martin 79	2004	ilb Mikal Baaqee 71

Individual Records

Highest Individual Total Offense Games (By Tech)

516 (527 pass, -11 rush)	Don Strock vs. Houston	1972
495 (504 pass, -9 rush)	Bryan Randall vs. Syracuse	2002
390 (398 pass, -8 rush)	Bryan Randall vs. California	2003
386 (376 pass, 10 rush)	Don Strock vs. Ohio U.	1971
386 (385 pass, 1 rush)	Don Strock vs. Wake Forest	1972
368 (304 pass, 64 rush)	Bryan Randall vs. Georgia Tech	2004
366 (290 pass, 76 rush)	Michael Vick vs. Boston College	1999

Highest Individual Total Offense Games (By Opponent)

516 (498 pass, 18 rush)	Scott Milanovich of Maryland	1993
445 (448 pass, -3 rush)	Glenn Foley of Boston College	1993
428 (394 pass, 34 rush)	Todd Ellis of South Carolina	1986
392 (406 pass, -14 rush)	Byron Leftwich of Marshall	2002
387 (403 pass, -16 rush)	Troy Nunes of Syracuse	2002

Highest Individual Passing Games (By Tech)

527 (34 of 53)	Don Strock vs. Houston	1972
504 (23 of 35)	Bryan Randall vs. Syracuse	2002
398 (24 of 34)	Bryan Randall vs. California	2003
385 (25 of 47)	Don Strock vs. Wake Forest	1972
376 (19 of 31)	Don Strock vs. Ohio U.	1971
355 (20 of 40)	Don Strock vs. Oklahoma State	1972

Highest Individual Passing Games (By Opponent)

498 (29 of 52)	Scott Milanovich of Maryland	1993
448 (21 of 29)	Glenn Foley of Boston College	1993
407 (28 of 46)	David Priestley of Pittsburgh	1999
406 (31 of 49)	Byron Leftwich of Marshall	2002
403 (24 of 40)	Troy Nunes of Syracuse	2002

Most Passing Attempts (By Tech)

53 (34 for 527 yards)	Don Strock vs. Houston	1972
50 (27 for 268)	Will Furrer vs. Oklahoma	1991
48 (22 for 276)	Don Strock vs. Florida State	1972
47 (25 for 385)	Don Strock vs. Wake Forest	1972
45 (23 for 240)	Don Strock vs. Oklahoma State	1971
44 (29 for 349)	Don Strock vs. South Carolina	1972

Most Passing Attempts (By Opponent)

54 (28 for 269 yards)	Dean May of Louisville	1983
53 (28 for 312)	Gary Pajcic of Florida State	1966
53 (22 for 272)	Todd Ellis of South Carolina	1988
52 (27 for 302)	Randy Joyce of Appalachian St.	1981
52 (29 for 498)	Scott Milanovich of Maryland	1993
51 (20 for 239)	Dan Darragh of William & Mary	1966
51 (25 for 234)	Ben Bennett of Duke	1983
51 (20 for 209)	Chad Johnston of West Virginia	1996

Most Passing Completions (By Tech)

34 (of 53, 527 yards)	Don Strock vs. Houston	1972
29 (of 44, 349)	Don Strock vs. South Carolina	1972
27 (of 50, 268)	Will Furrer vs. Oklahoma	1991
25 (of 47, 385)	Don Strock vs. Wake Forest	1972
24 (of 43, 339)	Don Strock vs. William & Mary	1972
24 (of 34, 247)	Will Furrer vs. Southern Miss	1990
24 (of 37, 282)	Jim Druckenmiller vs. Rutgers	1996
24 (of 34, 398)	Bryan Randall vs. California	2003

Most Passing Completions (By Opponent)

32 (of 46, 358 yards)	Matt Schaub of Virginia	2003
31 (of 49, 406)	Byron Leftwich of Marshall	2002
30 (of 47, 350)	Danny McCoin of Cincinnati	1986
30 (of 50, 332)	Marcus Crandell of East Carolina	1994
29 (of 52, 498)	Scott Milanovich of Maryland	1993
28 (of 53, 312)	Gary Pajcic of Florida State	1966
28 (of 54, 269)	Dean May of Louisville	1983
28 (of 46, 303)	Scott Zolak of Maryland	1990
28 (of 46, 407)	David Priestley of Pittsburgh	1999

Most Yards Rushing (By Tech)

243 (32 carries)	Mike Imoh vs North Carolina	2004
241 (30)	Kevin Jones vs. Pittsburgh	2003
223 (34)	Kenny Lewis vs. VMI	1978
214 (28)	Roscoe Coles vs. Tulsa	1976
210 (16)	Michael Vick vs. Boston College	2000
204 (29)	Bob Schweickert vs. Richmond	1963
202 (38)	Cyrus Lawrence vs. Virginia	1981

Most Yards Rushing (By Opponent)

239 (44 carries)	Paul Palmer of Temple	1986
233 (48)	Barry Redden of Richmond	1980
226 (21)	Wesley McFadden of Clemson	1987
223 (32)	Barry Redden of Richmond	1981
205 (39)	Willis McGahee of Miami	2002
201 (27)	Robert Newhouse of Houston	1971

Most Rushing Attempts (By Tech)

42 (179 yards)	Cyrus Lawrence vs. Memphis St.	1981
40 (194)	Cyrus Lawrence vs. Virginia	1980
38 (202)	Cyrus Lawrence vs. Virginia	1981
37 (181)	Kevin Jones vs. Virginia	2001
36 (169)	Cyrus Lawrence vs. Richmond	1981
36 (147)	Ken Oxendine vs. Miami, Fla.	1997

Most Rushing Attempts (By Opponent)

48 (233 yards)	Barry Redden of Richmond	1980
44 (239)	Paul Palmer of Temple	1986
39 (205)	Willis McGahee of Miami	2002
38 (197)	Derrick Knight of Boston College	2003
34 (149)	Larry Russell of Wake Forest	1971
34 (124)	Clinton Portis of Miami	2001

Most Points Scored (By Tech)

36 (6 TDs)	Tommy Francisco vs. VMI	1966
30 (5 TDs)	Lee Suggs vs. UCF	2000
26 (4 TDs, 1 conversion)	George Constantiniides vs. UR	1967
24 (4 TDs)	Terry Smoot vs. VMI	1969
24 (4 TDs)	Kenny Lewis vs. Tulsa	1978
24 (4 TDs)	Cyrus Lawrence vs. Wm. & Mary	1982
24 (4 TDs)	Tommy Edwards vs. Pittsburgh	1993
24 (4 TDs)	Lee Suggs vs. Rutgers	2000
24 (4 TDs)	Lee Suggs vs. Virginia	2000
24 (4 TDs)	Ernest Wilford vs. Syracuse	2002
24 (4 TDs)	Kevin Jones vs. Pittsburgh	2003

Most Points Scored (By Opponent)

36 (6 TDs)	Willis McGahee of Miami	2002
26 (4 TDs, 2 PATs)	Jim Bakhtiar of Virginia	1957
24 (3 TDs, 6 PATs)	Dickie Lewis of Wm. & Mary	1950
24 (4 TDs)	Marvin Allen of Tulane	1987
24 (4 TDs)	Mike Dingle of South Carolina	1990
24 (4 TDs)	Chris Brantley of Rutgers	1992

Most Receptions (By Tech)

13 (133 yards)	Donald Snell vs. Cincinnati	1985
13 (170)	Nick Cullen vs. Southern Miss	1990
10 (106)	Sidney Snell vs. Virginia	1979
9 (213)	Ricky Scales vs. Wake Forest	1972
9 (96)	Ernest Wilford vs. UCF	2003
8 (84)	Gene Fisher vs. Richmond	1965
8 (90)	Gene Fisher vs. Geo. Washington	1965
8 (117)	Mike Burnop vs. Houston	1972
8 (138)	Sidney Snell vs. Wake Forest	1980
8 (81)	Bo Campbell vs. South Carolina	1991
8 (194)	Antonio Freeman vs. Temple	1993
8 (124)	Antonio Freeman vs. Syracuse	1994
8 (80)	André Davis vs. Pittsburgh	2001
8 (279)	Ernest Wilford vs. Syracuse	2002
8 (110)	Ernest Wilford vs. California	2003

Most Receptions (By Opponent)

14 (106 yards)	Frank Wycheck of Maryland	1990
13 (138)	Ron Sellers of Florida State	1966
13 (215)	Antonio Bryant of Pittsburgh	1999
13 (145)	Heath Miller of Virginia	2003
12 (125)	Chuck Albertson of Wm. & Mary	1966
12 (188)	Latef Grim of Pittsburgh	1999
11 (182)	Fred Biletnikoff of Florida State	1964
11 (82)	Keith Edwards of Vanderbilt	1983
11 (70)	Keith Edwards of Vanderbilt	1984
11 (172)	Reggie Funderburk of Rutgers	1994
11 (164)	Curtis Jones of Marshall	2002

Most Receiving Yardage (By Tech)

279 (8 receptions)	Ernest Wilford vs. Syracuse	2002
213 (9)	Ricky Scales vs. Wake Forest	1972
194 (8)	Antonio Freeman vs. Temple	1993
171 (5)	Sidney Snell vs. VMI	1979
170 (13)	Nick Cullen vs. Southern Miss	1990
157 (6)	Antonio Freeman vs. Rutgers	1992

Most Receiving Yardage (By Opponent)

229 (8 receptions)	Ron Sellers of Florida State	1967
229 (9)	David Tyree of Syracuse	2002
215 (13)	Antonio Bryant of Pittsburgh	1999
193 (6)	Andre Johnson of Miami	2002
188 (12)	Latef Grim of Pittsburgh	1999
182 (11)	Fred Biletnikoff of Florida State	1964
180 (6)	Herman Moore of Virginia	1990

Team Records

Total Offense (by Tech)

675	vs. Pittsburgh	9-11-93
641	vs. Maryland	9-25-93
638	vs. Akron	10-14-95
617	vs. William & Mary	10-29-83
606	vs. Connecticut	9-1-01
605	vs. Houston	10-7-72
591	vs. East Carolina	11-9-96
589	vs. Wake Forest	11-25-72

Total Offense (by Opponent)

833	Alabama	10-27-73
649	Maryland	9-25-93
646	Houston	11-13-71
617	Boston College	11-6-93
608	Florida State	11-14-70
606	Rutgers	10-31-92

Total Plays (by Tech)

98	vs. Cincinnati	8-31-85
96	vs. Wake Forest	11-22-75
95	vs. South Carolina	11-11-72
94	vs. Richmond	10-26-74
94	vs. Houston	10-7-72
94	vs. N.C. State	9-29-56

Total Plays (by Opponent)

100	Syracuse	11-9-02
100	Ohio Univ.	10-23-71
100	William & Mary	10-16-71
98	Cincinnati	10-19-91
93	South Carolina	10-6-73
92	Alabama	11-18-72

Rushing Attempts (by Tech)

87	vs. Wake Forest	11-22-75
87	vs. South Carolina	10-12-74
86	vs. Richmond	10-26-74
85	vs. N.C. State	9-29-56
81	vs. Virginia	10-27-56

Rushing Attempts (by Opponent)

78	Wake Forest	9-18-71
77	Kentucky	9-14-74
77	Alabama	11-18-72
74	Kentucky	9-13-75
73	SMU	9-21-74
73	Oklahoma State	10-14-72

Rushing Yards (by Tech)

500	vs. Pittsburgh	9-11-93
469	vs. Duke	11-15-69
467	vs. William & Mary	10-12-85
453	vs. Akron	10-14-95
451	vs. William & Mary	10-29-83

Rushing Yards (by Opponent)

748	Alabama	10-27-73
577	Maryland	12-2-50
500	SMU	9-29-73
461	Alabama	11-18-72
457	Houston	11-13-71

Rushing Touchdowns (by Tech)

8	vs. Akron	10-14-95
7	vs. VMI	11-24-66
	Pittsburgh	9-11-93
6	on 10 occasions	(most recent: vs. Marshall 9-12-02)
5	on 14 occasions	(most recent: vs. JMU 9-6-03)

Rushing Touchdowns (by Opponent)

9	Alabama	10-27-73
8	Maryland	12-2-50
6	Miami	12-7-02
6	Alabama	11-18-72
6	Virginia	10-7-50

Passing Attempts (by Tech)

53	vs. Houston	10-7-72
51	vs. Cincinnati	8-31-85
50	vs. Oklahoma	9-28-91
49	vs. South Carolina	11-11-72
48	vs. Florida State	9-23-72

Passing Attempts (by Opponent)

58	East Carolina	9-12-92
57	Maryland	9-25-93
57	Appalachian State	10-23-82
56	Marshall	9-12-02
56	Appalachian State	10-24-81
56	Florida State	10-29-66

Passing Completions (by Tech)

34	vs. Houston	10-7-72
31	vs. South Carolina	11-11-72
29	vs. UCF	8-31-03
28	vs. Southern Miss.	10-27-90
27	vs. Oklahoma	9-28-91
26	vs. Cincinnati	8-31-85
26	vs. Wake Forest	11-25-72
24	vs. Florida State	9-29-90
24	vs. Duke	10-9-82
24	vs. William & Mary	10-28-72

Passing Completions (by Opponent)

36	Marshall	9-12-02
34	East Carolina	9-12-92
34	William & Mary	9-25-82
32	Virginia	11-29-03
30	East Carolina	11-15-94
30	Cincinnati	9-6-86
30	Appalachian State	10-24-81

Passing Yards (by Tech)

527	vs. Houston	10-7-72
504	vs. Syracuse	11-9-02
413	vs. South Carolina	11-11-72
408	vs. Wake Forest	11-25-72
398	vs. California	12-26-03
376	vs. Ohio Univ.	10-23-71
355	vs. Oklahoma State	10-14-72

Passing Yards (by Opponent)

498	Maryland	9-25-93
448	Boston College	11-6-93
442	Marshall	9-12-02
427	Pittsburgh	10-30-99
426	East Carolina	9-12-92
408	Florida State	10-14-89
403	Syracuse	11-9-02

Passing Touchdowns (by Tech)

5	vs. Syracuse	11-9-02
5	vs. Temple	10-16-93
4	on 10 occasions	(most recent: vs. Florida A&M 10-16-04)

Passing Touchdowns (by Opponent)

6	Vanderbilt	11-13-82
5	Rutgers	10-31-92
5	Florida State	11-11-67
4	on nine occasions	(most recent: by Pittsburgh 10-28-00)

Total First Downs (by Tech)

36	vs. UCF	8-31-03
34	vs. Akron	11-9-91
31	vs. Pittsburgh	9-11-93
30	vs. Virginia	11-21-92
30	vs. Houston	10-7-72
30	vs. Pittsburgh	10-28-00

Total First Downs (by Opponent)

34	William & Mary	10-16-71
32	Rutgers	10-31-92
31	Kentucky	9-13-75
31	Florida State	11-14-70
30	East Carolina	9-12-92
30	Alabama	10-27-73

Rushing First Downs (by Tech)

25	vs. South Carolina	10-12-74
24	vs. N.C. State	9-29-56
23	vs. Pittsburgh	9-11-93
23	vs. Wake Forest	11-19-77
23	vs. VMI	10-9-76

Rushing First Downs (by Opponent)

26	Alabama	10-27-73
23	Alabama	11-18-72
23	Wake Forest	9-18-71
22	Kentucky	9-13-75

Passing First Downs (by Tech)

23	vs. UCF	8-31-03
22	vs. Houston	10-7-72
19	vs. Wake Forest	11-25-72
18	vs. South Carolina	11-11-72
17	vs. Duke	10-9-82

Passing First Downs (by Opponent)

22	East Carolina	9-12-92
21	Marshall	9-12-02
21	Cincinnati	9-6-86
20	William & Mary	10-16-71

Kickoff Return Yardage (by Tech)

245	vs. South Carolina	10-6-73
240	vs. Alabama	10-27-73
214	vs. Clemson	9-16-89
213	vs. Alabama	11-18-72
206	vs. Maryland	12-2-50

Kickoff Return Yardage (by Opponent)

205	Florida State	11-16-74
205	Houston	10-12-73
203	VMI	11-28-68
203	Richmond	10-20-56
189	Rutgers	10-23-93

Punt Return Yardage (by Tech)

164	vs. Pittsburgh	10-22-94
155	vs. Syracuse	10-11-03
154	vs. Richmond	10-21-67
152	vs. West Virginia	10-12-00
134	vs. Miami	11-4-67
134	vs. Virginia	10-22-60
129	vs. Clemson	9-12-98

Punt Return Yardage (by Opponent)

187	Maryland	12-2-50
171	Florida State	11-16-74
155	N.C. State	10-28-50
127	Kentucky	11-4-78
122	Southern Mississippi	9-17-88

Interceptions (by Tech)

6	vs. Rutgers	12-21-98
6	vs. Rutgers	10-31-92
6	vs. Florida State	11-2-68
5	on eight occasions	(most recent: vs. South Carolina 10-8-88)

Interceptions (by Opponent)

7	Florida State	10-10-59
5	on nine occasions	(most recent: by Virginia 11-19-94)

Interception Return Yardage (by Tech)

182	vs. Vanderbilt	11-12-83
169	vs. Rutgers	11-21-98
152	vs. Miami	12-7-02
151	vs. William & Mary	9-23-67
148	vs. Waynesburg	11-13-54

Interception Return Yardage (by Opponent)

132	Clemson	9-16-89
128	Quantico	9-30-50
108	Florida State	9-29-90
107	East Carolina	11-16-91
107	Virginia	11-10-79

Season Records

Total Offense

Individual		Team	
3170	qb Don Strock, 1972	5223	in 2003
2775	qb Bryan Randall, 2004	5203	in 2002
2641	qb Bryan Randall, 2002	4970	in 1999
2425	qb Michael Vick, 1999	4885	in 1993
2404	qb Don Strock, 1971	4752 in 2004	
2400	qb Bryan Randall, 2003	4690	in 2000
2276	qb Jim Druckenmiller, 1996	4587	in 1996
2177	qb Maurice DeShazo, 1993	4534	in 1983
2160	qb Jim Druckenmiller, 1995	4527	in 1972
2081	qb Maurice DeShazo, 1994	4233	in 1995
2046	qb Will Furrer, 1990	4182	in 1992
1851	qb Michael Vick, 2000	4163	in 1991

Total Plays

Individual		Team	
480	qb Don Strock, 1972	931	in 2002
442	qb Bryan Randall, 2004	871 in 2004	
419	qb Bryan Randall, 2002	857	in 1972
413	qb Don Strock, 1971	853	in 1988
379	qb Maurice DeShazo, 1994	838	in 1974
355	qb Jim Druckenmiller, 1995	834	in 1993
337	qb Will Furrer, 1988	833	in 1982
329	qb Will Furrer, 1990	828	in 1985
327	qb Bryan Randall, 2003	820	in 2003
325	tb Cyrus Lawrence, 1981	812	in 1975
		808	in 1983

Rushing Attempts

Individual		Team	
325	tb Cyrus Lawrence, 1981	728	in 1975
281	tb Kevin Jones, 2003	710	in 1976
271	tb Cyrus Lawrence, 1980	704	in 1974
257	tb Lee Suggs, 2002	659	in 2002
246	tb Terry Smoot, 1969	649	in 1977
237	tb Ken Oxendine, 1997	621	in 1956
226	tb Shyrone Stith, 1999	615	in 1983
222	tb Lee Suggs, 2000	599	in 1978
214	rb Dwayne Thomas, 1993	597	in 1969
209	rb Roscoe Coles, 1976	587	in 1979
203	tb Tommy Francisco, 1966	586	in 1980
200	rb/qb Phil Rogers, 1975		

Rushing Yards

Individual		Team	
1647	tb Kevin Jones, 2003	3076	in 1975
1403	tb Cyrus Lawrence, 1981	3069	in 1983
1325	tb Lee Suggs, 2002	2992	in 1993
1221	tb Cyrus Lawrence, 1980	2975	in 2000
1207	tb Lee Suggs, 2000	2974	in 2002
1130	rb Dwayne Thomas, 1993	2932	in 1974
1119	rb Roscoe Coles, 1976	2835	in 1956
1119	tb Shyrone Stith, 1999	2793	in 1999
1045	rb Roscoe Coles, 1975	2757	in 1976
1036	rb Phil Rogers, 1973	2721	in 2003
1029	tb Maurice Williams, 1986	2600	in 1978
1020	tb Kenny Lewis, 1978	2504	in 1996
957	tb Kevin Jones, 2001	2492	in 1979

Rushing Touchdowns

Individual		Team	
27	tb Lee Suggs, 2000	46	in 2000
22	tb Lee Suggs, 2002	35	in 1999
21	tb Kevin Jones, 2003	35	in 2002
13	tb Tommy Francisco, 1966	33	in 1974
13	rb James Barber, 1972	33	in 2003
13	tb Ken Oxendine, 1996	32	in 1956
13	tb Shyrone Stith, 1999	28	in 1993
11	tb Terry Smoot, 1969	27	in 1983
11	tb Dwayne Thomas, 1993	27	in 1996
10	fb Sonny Utz, 1964	24	in 1974
10	rb Roscoe Coles, 1975	24	in 1985
10	tb Kenny Lewis, 1978		
10	tb Tony Kennedy, 1991		

Passing Attempts

Individual		Team	
427	qb Don Strock, 1972	440	in 1972
356	qb Don Strock, 1971	368	in 1971
306	qb Bryan Randall, 2004	329	in 1990
296	qb Will Furrer, 1990	324	in 1988
296	qb Maurice DeShazo, 1994	319 in 2004	
294	qb Jim Druckenmiller, 1995	317	in 1994
279	qb Will Furrer, 1988	313	in 1991
257	qb Will Furrer, 1991	313	in 1995
254	qb Grant Noel, 2001	305	in 2003
250	qb Jim Druckenmiller, 1996	291	in 2001
248	qb Bryan Randall, 2002	287	in 1989
245	qb Bryan Randall, 2003	281	in 1973
		281	in 1985

Passing Completions

Individual		Team	
228	qb Don Strock, 1972	233	in 1972
195	qb Don Strock, 1971	202	in 1971
173	qb Will Furrer, 1990	192	in 1990
170	qb Bryan Randall, 2004	181	in 2003
164	qb Maurice DeShazo, 1994	180	in 1991
158	qb Bryan Randall, 2002	179 in 2004	
151	qb Jim Druckenmiller, 1995	174	in 1994
150	qb Bryan Randall, 2003	168	in 2002
148	qb Will Furrer, 1991	163	in 1995
146	qb Grant Noel, 2001	159	in 2001
142	qb Jim Druckenmiller, 1996	150	in 1988

Passing Yards

Individual		Team	
3243	qb Don Strock, 1972	3348	in 1972
2577	qb Don Strock, 1971	2695	in 1971
2264	qb Bryan Randall, 2004	2502	in 2003
2134	qb Bryan Randall, 2002	2435 in 2004	
2122	qb Will Furrer, 1990	2373	in 1990
2110	qb Maurice DeShazo, 1994	2229	in 2002
2103	qb Jim Druckenmiller, 1995	2214	in 1993
2080	qb Maurice DeShazo, 1993	2206	in 1995
2071	qb Jim Druckenmiller, 1996	2185	in 1994
1996	qb Bryan Randall, 2003	2177	in 1999
1965	qb Bryan Randall, 2004	2139	in 1991
1840	qb Michael Vick, 1999		

Passing Touchdowns

Individual		Team	
22	qb Maurice DeShazo, 1993	24	in 1993
21	qb Brian Randall, 2004	24 in 2004	
19	qb Will Furrer, 1990	20	in 1990
17	qb Jim Druckenmiller, 1996	18	in 1972
16	qb Don Strock, 1972	17	in 1996
16	qb Grant Noel, 2001	17	in 2003
15	qb Will Furrer, 1991	16	in 1959
15	qb Bryan Randall, 2003	16	in 1991
14	qb Jim Druckenmiller, 1995	16	in 2001
13	qb Steve Casey, 1980	15	in 1992
13	qb Maurice DeShazo, 1994	14	in 1980
12	qb Don Strock, 1971	14	in 1994
12	qb Maurice DeShazo, 1992	14	in 1995
12	qb Michael Vick, 1999	14	in 1999
12	qb Bryan Randall, 2002	14	in 2002
10	qb Frank Eastman, 1959	13	in 1973
10	qb Steve Casey, 1979	12	in 1971
10	qb Erik Chapman, 1986	12	in 1987
10	qb Erik Chapman, 1987	12	in 1997
10	qb Al Clark, 1997	12	in 1998

Pass Receptions

Individual	
55	se Ernest Wilford, 2003
51	se Ernest Wilford, 2002
46	te Mike Burnop, 1971
43	wr Ricky Scales, 1972
43	wb Sidney Snell, 1979
43	wb Sidney Snell, 1980
39	te Joe Jones, 1984
39	fl André Davis, 2001
38	te Steve Johnson, 1987
38	fl Marcus Mickel, 1990
38	se Antonio Freeman, 1994
37	wr Donnie Reel, 1971
37	se Mike Giacalone, 1982
37	se Nick Cullen, 1990
37	se Ricky Hall, 1998

Receiving Yards


Individual	
962	fl André Davis, 1999
925	se Ernest Wilford, 2002
886	se Ernest Wilford, 2003
826	wr Ricky Scales, 1972
772	wr Ricky Scales, 1973
706	wb Sidney Snell, 1979
705	wr Donnie Reel, 1971
703	se Antonio Freeman, 1992
674	wr Ricky Scales, 1974
661	se Donald Snell, 1986
650	se Ricky Hall, 1998
644	se Antonio Freeman, 1993
628	fl Bryan Still, 1995

Receiving TDs

Individual	
9	se Antonio Freeman, 1993
9	fl André Davis, 1999
8	wb Sidney Snell, 1980
8	se Ricky Hall, 1998
7	wr Ricky Scales, 1972
7	wr Ricky Scales, 1973
7	wb Sidney Snell, 1979
7	se Mike Giacalone, 1981
7	se Bo Campbell, 1991
7	fl André Davis, 2001
7	se Ernest Wilford, 2002
6	se Carroll Dale, 1958
6	se Carroll Dale, 1959
6	hb Terry Strock, 1960
6	se Donald Snell, 1986
6	se Antonio Freeman, 1992
6	se Jermaine Holmes, 1995

Total Touchdowns

Individual		Team	
28	tb Lee Suggs, 2000	61	in 2000
22	tb Lee Suggs, 2002	61	in 2003
21	tb Kevin Jones, 2003	57	in 1999
14	tb Tommy Francisco, 1966	56	in 2002
13	rb James Barber, 1972	55	in 1993
13	tb Ken Oxendine, 1996	48 in 2004	
13	tb Shyrone Stith, 1999	46	in 1996
12	tb Terry Smoot, 1969	46	in 2001
12	tb Dwayne Thomas, 1993	41	in 1995
12	fl André Davis, 1999	40	in 1956
11	hb Alger Pugh, 1959	40	in 1983
11	fb Sonny Utz, 1964	39	in 1974
11	qb Bruce Arians, 1974	39	in 1998
11	tb Tony Kennedy, 1991		



Antonio Freeman

Total Points

Individual		Team	
168	tb Lee Suggs, 2000	460	in 2003
144	tb Lee Suggs, 2002	455	in 1999
126	tb Kevin Jones, 2003	443	in 2000
107	pk Shayne Graham, 1999	429	in 2002
106	pk Brandon Pace, 2004	400	in 1993
103	pk Shayne Graham, 1998	400	in 2004
93	pk Chris Kinzer, 1986	359	in 2001
92	pk Shayne Graham, 1997	349	in 1996
90	pk Carter Warley, 2003	343	in 1998
84	tb Tommy Francisco, 1966	321	in 1997
78	rb James Barber, 1972	321	in 1995
78	pk Ryan Williams, 1994	307	in 1972
78	tb Ken Oxendine, 1996	305	in 1905
78	tb Shyrone Stith, 1999	304	in 1994
77	pk Mickey Thomas, 1989	301	in 1983
77	pk Carter Warley, 2000	278	in 1974
77	pk Carter Warley, 2001	275	in 1991
73	pk Dave Strock, 1972	274	in 1985

Punts

Individual		Team	
88	Gene Fisher, 1967	88	in 1967
82	Jack Simcsak, 1968	82	in 1968
79	Bill Renner, 1982	80	in 1982
77	Chris Baucia, 1989	79	in 1970
68	Gene Fisher, 1966	79	in 1989
68	George Roberts, 1976	74	in 1988
66	Jack Williams, 1952	71	in 1950
66	Jack Simcsak, 1969	69	in 1962
66	Chris Baucia, 1990	69	in 1966
64	Vinnie Burns, 2002	68	in 1976

Punting Average

Individual		Team	
45.1	Jimmy Kibble, 1997	42.3	in 1979
42.3	Dave Smigelsky, 1979	42.1	in 1994
42.1	George Roberts, 1977	42.0	in 1997
42.1	Robbie Colley, 1994	41.9	in 1984
41.9	David Cox, 1984	41.5	in 1976
41.5	George Roberts, 1976	41.4	in 1977
41.5	Jimmy Kibble, 1998	41.2	in 1969
41.4	Andy Hromyak, 1972	40.8	in 1998
41.2	Jack Simcsak, 1969	40.7	in 1952
41.0	Dave Smigelsky, 1978	40.4	in 1978
41.0	David Cox, 1983	40.3	in 1983
40.9	Jack Williams, 1953	39.8	in 1980
40.7	Jack Williams, 1952	39.8	in 2003

Punt Returns

Individual		Team	
51	John Ludlow, 1982	53	in 1982
40	Ricky Hall, 1999	47	in 1998
39	Antonio Freeman, 1994	47	in 2004
38	Angelo Harrison, 1998	45	in 1969
37	John Ludlow, 1980	45	in 1983
37	Derek Carter, 1983	44	in 1980
35	John Ludlow, 1981	44	in 1994
35	André Davis, 2001	44	in 1996
34	Tim Bosiack, 1970	43	in 1970
34	Billy Myers, 1984	42	in 1984
33	DeAngelo Hall, 2003	42	in 1999
		42	in 2001

Punt Return Yardage

Individual		Team	
510	Ricky Hall, 1999	711	in 2000
487	DeAngelo Hall, 2003	589	in 1994
467	Antonio Freeman, 1994	572	in 1998
420	Frank Loria, 1967	572	in 2002
437	André Davis, 2001	560	in 2001
396	André Davis, 2000	558	in 1952
376	Angelo Harrison, 1998	554	in 1967
375	Billy Anderson, 1952	537	in 1957
352	DeAngelo Hall, 2002	537	in 2003
335	Billy Myers, 1984	518	in 1999
292	Marcus Mickel, 1990	451	in 1956
289	Derek Carter, 1983	446	in 1958
284	John Ludlow, 1982	439	in 2004

Kickoff Returns

Individual		Team	
33	Billy Hardee, 1973	67	in 1950
25	Rich Matijevich, 1970	64	in 1973
25	Marcus Mickel, 1989	50	in 1988
24	Kenny Lewis, 1977	48	in 1971
23	Larry Fallen, 1978	46	in 1974
23	Richard Johnson, 2002	45	in 1977
22	Bob Thomas, 1982	44	in 1952
22	Jon Jeffries, 1987	44	in 1987
22	André Kendrick, 2000	42	in 1970
20	Sterling Wingo, 1950	40	in 1972
19	Eddie Hunter, 1986		
19	Bryan Still, 1994		

Kickoff Return Yardage

Individual		Team	
758	Billy Hardee, 1973	1431	in 1973
561	Jon Jeffries, 1987	1075	in 1950
549	Mike Imoh, 2003	962	in 1971
546	Marcus Mickel, 1989	909	in 1987
540	Kenny Lewis, 1977	872	in 1988
526	Larry Fallen, 1978	866	in 1977
501	Rich Matijevich, 1970	832	in 1952
493	Bryan Still, 1994	827	in 2003
487	Bob Thomas, 1982	823	in 1965
485	Richard Johnson, 2002	804	in 1972
		795	in 1970

Interceptions

Individual		Team	
9	hb Ron Davidson, 1967	27	in 1967
7	lb Mike Widger, 1968	25	in 1968
7	cb Billy Hardee, 1975	24	in 2002
7	cb Gene Bunn, 1976	23	in 1954
7	fs Ashley Lee, 1984	23	in 1998
7	cb Tyrone Drakeford, 1992	23	in 2000
6	s Lenny Smith, 1968	22	in 1984
6	cb Gene Bunn, 1977	21	in 1983
6	fs Willie Pile, 2000	20	in 1963
5	16 players tied with 5 each	19	in 1981
		19	in 1988
		19	in 2001
		19	in 2004

Interception Yardage

Individual		Team	
210	hb Johnny Watkins, 1960	594	in 1954
203	lb Mike Widger, 1968	475	in 1998
182	fs Ashley Lee, 1983	423	in 1968
171	fs Willie Pile, 2002	409	in 2002
166	cb Eric Green, 2003	404	in 2003
155	fs Ashley Lee, 1984	397	in 1967
149	hb Ron Davidson, 1967	365	in 2004
121	cb Tyrone Drakeford, 1992	355	in 1983
119	hb Dickie Beard, 1954	350	in 1984
116	s Kirk Alexander, 1991	325	in 1960
109	lb Don Divers, 1954	323	in 1970

Miscellaneous Records

Overall record: *616-413-46 (111 seasons)
Overall winning seasons: 75
Overall losing seasons: 27
Overall .500 seasons: 9
Most wins in a season: 11 in 1999 & 2000
Most losses in a season: 10 in 1950
Most consecutive wins: 13 (Sept. 23, 1995 vs. Miami through Sept. 21, 1996 vs. Rutgers ... Ended by Syracuse, Sept. 28, 1996)
Most consecutive losses: 10 (Sept. 30, 1950 vs. Quantico through Dec. 2, 1950 vs. Maryland ... Ended against Marshall, Sept. 15, 1951)
Most wins at home in a season: 7 in 1996
Most losses at home in a season: 4 in 1992
Most consecutive wins at home: 23 (Nov. 7, 1914 vs. Marshall through Oct. 9, 1920 vs. Emory & Henry ... Ended by Maryland, Oct. 23, 1920)
Most consecutive losses at home: 9 (Sept. 25, 1948 vs. George Washington through Oct. 27, 1951 vs. N.C. State ... Ended against Richmond, Nov. 17, 1951)
Most wins on the road in a season: 7 in 1963 & 1995 (includes neutral sites)
Most consecutive wins on the road: 9 (Sept. 30, 1995 vs. Pittsburgh through Sept. 14, 1996 vs. Boston College ... Ended by Syracuse, Sept. 28, 1996)
Most losses on the road in a season: 7 in 1950 (includes neutral sites)
Most consecutive losses on the road: 9 (Sept. 19, 1987 vs. Virginia through Sept. 24, 1988 vs. Syracuse ... Ended against Cincinnati, Oct. 15, 1988)
Undefeated seasons: 2; 1918 (7-0) & 1954 (8-0-1)
Winless seasons: 3; 1893 (0-2), 1948 (0-8-1) & 1950 (0-10)
Undefeated seasons at home: 54
Winless seasons at home: 6
Undefeated seasons on the road: 4; 1901, 1918, 1954 & 1995 (includes neutral sites)
Winless seasons on the road: 7 (includes neutral sites)
Most consecutive winning seasons: 14 (1901 through 1914)
Most consecutive losing seasons: 8 (1945 through 1952)
Overall record in season openers: 78-32-1
Overall record in season openers at home: 59-13-0
Most consecutive opening game wins: 40 (1903 through 1942)
Most consecutive opening game losses: 8 (1968 through 1975)
Most consecutive games scoring: 122 (Sept. 23, 1996 vs. Miami ... **still on-going at start of the 2005 season**)
Most shutouts in a season: 7 in 1905 & 1906
Most consecutive shutouts: 7 (Nov. 7, 1903 vs. UNC through Oct. 22, 1904 vs. William & Mary ... Ended by UNC, Oct. 29, 1904)
Most shutouts by opponents in a season: 5 in five different seasons
Most consecutive shutouts by opponents: 5 (Sept. 25, 1948 vs. George Washington through Oct. 23, 1948 vs. Duke ... Ended against Army, Oct. 30, 1948)
Most ties in a season: 3; 1924, 1933 & 1946
Most consecutive ties: 2; five different times

**Temple forfeited a win to Tech during the 1986 season because of an ineligible player. (This win is not recognized by the NCAA.)*

Longest Yards Since 1954

Running Plays

Yds.	Player	Opponent	Date
96	qb Bob Schweickert	Wake Forest	11/10/62
89	rb Roscoe Coles	Auburn	10/4/75
88	fb Ken Edwards	Florida State	11/2/68
87	tb Kevin Jones	Temple	11/10/01
82	hb Phil Rogers	VMI	11/15/75
82	qb Michael Vick	Boston College	9/30/00
81	qb Al Clark	Rutgers	8/30/97
80	tb Kevin Jones	Pittsburgh	11/8/03
77	qb Warren Price	William and Mary	9/16/61
77n	tb Tommy Francisco	Wake Forest	9/18/65
77	qb David Lamie	William and Mary	10/8/77
76	fb George Constantinides	Richmond	10/21/67
76	fb Jarrett Ferguson	Syracuse	11/14/98
75	qb Michael Vick	Temple	11/20/99
75	qb Bryan Randall	Syracuse	10/11/03

Pass Plays

Yds.	Players (Opponent)	Date
91	qb Steve Casey to wb Sidney Snell (VMI)	11/17/79
88	qb Erik Chapman to se Donald Wayne Snell (UR)	11/8/86
87	qb Bryan Randall to se Ernest Wilford (Syracuse)	11/9/02
87n	Bryan Randall to te Keith Willis (Syracuse)	11/9/02
85n	qb Jim Druckenmiller to fl Bryan Still (Pittsburgh)	9/30/95
83	qb Treg Koel to se Antonio Freeman (West Va.)	9/26/92
80	hb Phil Rogers to wr Ricky Scales (Virginia)	10/20/73
80	qb Jim Druckenmiller to fl Bryan Still (Boston College)	9/7/95
80	qb Al Clark to fl Marcus Gildersleeve (Rutgers)	8/30/97
80	qb Bryan Randall to Josh Morgan (Auburn)	1/3/05
80	qb Bryan Randall to Eddie Royal (Georgia Tech)	10/28/04
78	qb Don Strock to se Jimmy Quinn (Ohio Univ.)	10/23/71
78	qb Will Furrer to tb Vaughn Hebron (West Va.)	10/6/90
75	qb Bryan Randall to se Ernest Wilford (Syracuse)	11/9/02
74	qb Rick Popp to wr Billy Hardee (S. Carolina)	10/6/73
74	qb David Lamie to wb Dennis Scott (VMI)	11/18/78
74	qb Michael Vick to fl André Davis (Rutgers)	10/9/99

Opponents' Longest Plays

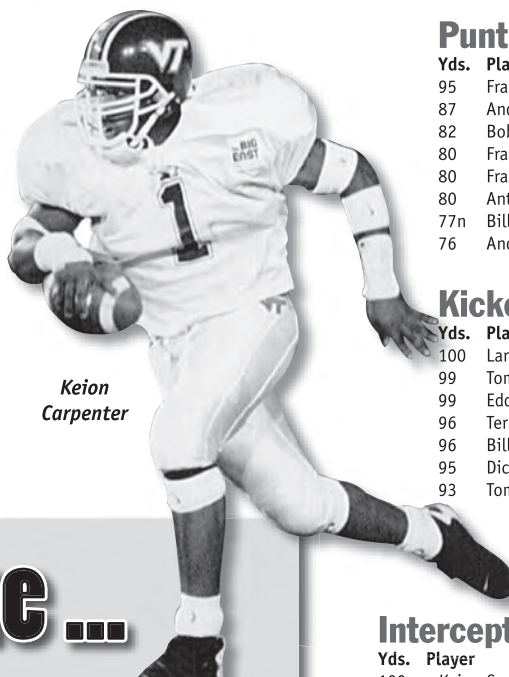
Longest run from scrimmage: 97 yards, rb Larry Key of Florida State, Nov. 20, 1976, at Tallahassee.
Longest pass completion: 97 yards, qb Tim Hasselbeck to wr Dedrick Dewalt of Boston College, Nov. 26, 1999, at Blacksburg.
Longest kickoff return: 100 yards, Leon Bright of Florida State, Nov. 16, 1974, at Tallahassee and Jim Stewart of Tulsa, Nov. 6, 1976, at Blacksburg.
Longest punt return: 89 yards, Tommy Warner of Tulane, Sept. 20, 1957, at New Orleans.
Longest interception return: 99 yards, Marcus Mauney of West Virginia, Nov. 23, 1974, at Blacksburg.
Longest field goal: 56 yards, Ken Stadlin of Virginia, Sept. 29, 1984, at Blacksburg.
Longest punt: 78 yards, Mark Fazzolari of West Virginia, Nov. 6, 1999, at Morgantown.

Punt Returns

Yds.	Player	Opponent	Date
95	Frank Loria	Miami (Fla.)	11/4/67
87	André Davis	East Carolina	9/7/00
82	Bob Schweickert	VMI	11/28/63
80	Frank Loria	Geo. Washington	9/24/66
80	Frank Loria	Florida State	10/29/66
80	Antonio Freeman	Pittsburgh	10/22/94
77n	Billy Hardee	Virginia	10/19/74
76	André Davis	West Virginia	10/12/00

Kickoff Returns

Yds.	Player	Opponent	Date
100	Larry Fallen	Clemson	10/7/78
99	Tommy Walker	VMI	11/28/63
99	Eddie Hunter	South Carolina	10/11/86
96	Terry Strock	Virginia	10/21/61
96	Billy Hardee	South Carolina	10/6/73
95	Dickie Longbeam	Richmond	9/25/65
93	Tommy Francisco	VMI	11/25/65



Keion Carpenter

Interception Returns

Yds.	Player	Opponent	Date
100	s Keion Carpenter	Miami	11/16/96
98	lb Jamel Smith	Rutgers	11/21/98
96	fs Willie Pile	Miami	12/7/02
95	s Kirk Alexander	Cincinnati	10/19/91
94	s Ashley Lee	Vanderbilt	11/12/83
90	lb Randy Cockrell	Navy	10/3/87
88n	hb Johnny Watkins	William & Mary	10/15/60
88	fs Ashley Lee	Vanderbilt	11/12/83
87	lb Clarence Culpepper	William & Mary	9/23/67
85	lb Mike Johnson	Appalachian St.	10/23/82
85	rov Pierson Prioleau	Boston College	10/8/98

Field Goals

Yds.	Player	Opponent	Date
61	c Wayne Latimer	Florida State	10/11/75
59	c Dave Strock	So. Mississippi	11/4/72
56	s Paul Engle	Virginia	10/15/77
55	c Jack Simcsak	Kentucky	10/11/69
55	c Dave Strock	So. Mississippi	11/4/72
53	s Shayne Graham	Clemson	9/12/98
55	c Wayne Latimer	Virginia	10/20/73
53	c Dave Strock	Oklahoma State	10/14/72
52	s Shayne Graham	Pittsburgh	10/30/99
51	c Wayne Latimer	Houston	10/12/73

Punts

Yds.	Player	Opponent	Date
78	Gene Fisher	at West Virginia	10/28/67
75	Jimmy Kibble	at Pittsburgh	11/22/97
71	Bill Renner	Appalachian State	10/24/81
70	Jack Simcsak	at Richmond	10/4/69

n: non-scoring plays c: conventional-style s: soccer style

The Last Time ...

A punt was returned for a touchdown:

VT	Dec. 26, 2003	DeAngelo Hall vs. Cal at Phoenix, Ariz., 52 yards.
Opp.	Oct. 10, 2002	Jamal Burke of Boston College, at Chestnut Hill, 83 yards.

A kickoff was returned for a touchdown:

VT	Sept. 27, 2003	Mike Imoh vs. UConn, at Blacksburg, 91 yards.
Opp.	Nov. 13, 1993	Jeyson Wilson of Syracuse, at Blacksburg, 86 yards.

A pass interception was returned for a touchdown:

VT	Nov. 18, 2004	Jimmy Williams vs. Maryland, at Blacksburg, 34 yards.
Opp.	Oct. 2, 2004	Eric Wicks of West Virginia, at Blacksburg, 34 yards.

A punt was blocked:

VT	Sept. 11, 2004	Darryl Tapp vs. Western Michigan, at Blacksburg.
Opp.	Nov. 6, 2004	Tom O'Leary of North Carolina, at North Carolina.

A punt was blocked for a touchdown:

VT	Sept. 27, 2003	Nathaniel Adibi blocked a UConn punt and Chris Clifton returned for a TD, at Blacksburg.
Opp.	Nov. 6, 2004	Tom O'Leary of North Carolina blocked punt and D.J. Walker returned for TD, at North Carolina.

A safety was recorded:

VT	Oct. 28, 2004	Georgia Tech quarterback ran out of end zone, at Georgia Tech.
Opp.	Oct. 27, 2001	Tech quarterback tackled in end zone by Syracuse, at Blacksburg.

A fumble was recovered for a touchdown:

VT	Oct. 16, 1999	Tee Butler vs. Syracuse, at Blacksburg.
Opp.	Sept. 23, 1978	Tim Wood of Auburn, at Blacksburg.

A fumble or intercepted fumble was returned for a touchdown:

VT	Sept. 11, 2004	Jason Lallis vs. Western Michigan, at Blacksburg, returned fumble 28 yards.
Opp.	Oct. 12, 2000	Ben Meighan of West Virginia, at Blacksburg, returned fumble 36 yards.

Teammates rushed for 100 yards in same game:

VT	Oct. 19, 2002	Lee Suggs (197) and Kevin Jones (132) vs. Rutgers, at Blacksburg.
Opp.	Oct. 1, 1994	Malcolm Thomas (185) and Kirby Dar Dar (108) of Syracuse, at Syracuse.

A QB surpassed the century mark in rushing and passing in one game:

VT	Dec. 7, 2002	Bryan Randall (132 yards rushing, 165 yards passing) vs. Miami, at Miami.
Opp.	Nov. 15, 2003	Walter Washington (151 yds. rushing; 156 yds. passing) of Temple, at Philadelphia.

National Awards

Jake Grove won the Rimington Trophy for 2003

Jake Grove arrived on the Virginia Tech campus as a lightly recruited guard from Forest, Va. He left as a unanimous All-American, winner of the Rimington Trophy as the nation's top center, and a second-round draft pick of the Oakland Raiders.

Heading into his junior season, Grove made the switch over to the center position and became a natural fit. By the time he headed into his final season, he was gaining headlines and recognition for his play. He was rewarded by being named to all five major All-America first teams. He was awarded the Dave Rimington Trophy, given to the nation's top collegiate center.



Michael Vick earned an ESPY as the player of the year for 1999

When Michael Vick took to the field against James Madison on Sept. 4, 1999, little did people in attendance or watching on television realize they would be watching the beginning of the most exciting two years in Virginia Tech football history.

In 1999, Vick led the Hokies to a perfect 11-0 regular season and a berth in the national championship game, both firsts in school history. The Hokies lost that game to Florida State, but all the talk was about the performance the redshirt freshman put on in that game.

For his accomplishments that year, he was awarded an ESPY by ESPN, given to the nation's top college football player. Vick was awarded the trophy at the ESPY ceremonies on Feb. 14, 2000, in Las Vegas as he mingled with some of sports' all-time greats.



Corey Moore earned both the Lombardi and Nagurski awards in 1999

In three years on campus, Corey Moore amassed 35.0 sacks for losses totaling 292 yards. He left Tech as the most decorated player ever to put on the Hokie uniform. He won the 1999 Bronko Nagurski Award as college football's defensive player of the year. Moore also won the 1999 Lombardi Award as college football's lineman of the year. He became Tech's second-ever unanimous All-American, joining Jim Pyne. Moore won the Dudley Award as the top college player in Virginia, the BIG EAST Defensive Player of the Year award again and was selected as *Football News'* Defensive Player of the Year.



Bruce Smith won the Outland Trophy as the NCAA's top lineman in 1984

Bruce Smith, "The Sack Man" of Virginia Tech football, capped his sensational college career in 1984 by winning the Outland Trophy as America's top lineman.

The big announcement was made by Wilt Browning at a press luncheon in Tech's Bowman Room. Browning, a sports columnist of *The Greensboro Daily News* and a committee member of the Football Writers' Association of America, began by reading a long list of former Outland Trophy winners. He then said, "Add to that list today, the 1984 winner — Bruce Smith of Virginia Tech."

"The one thing though, that stuck in my mind was the statistic on his tackles for losses," Browning said. "In four years at Virginia Tech, he accounted for losses totaling more than five times the length of a football field (504 yards). That's amazing."

Smith was a consensus All-American and was the first Virginian to win one of the national awards (including the Heisman and the Lombardi).



Hokie All-Americans

Virginia Tech's unanimous All-America selections



Jim Pyne
Center • 1993

In 1993, Jim Pyne achieved something even Bruce Smith failed to do — earn unanimous All-America honors. Pyne helped pave the way for an offensive unit that set school season marks for total offense and scoring in 1993.

The Hokies averaged 444.1 yards and 36.4 points per game and finished 14th nationally in total offense, 11th in scoring offense and 10th in rushing.

Pyne was named first-team All-America by AP, UPI, Walter Camp, the Football Writers Association and the Football Coaches Association (Kodak). He was one of the 12 semifinalists for the Lombardi Award, which goes to the nation's top lineman.

In four seasons at Tech, Pyne played more than 2,700 snaps and allowed just one quarterback sack. He started 35 consecutive games and 41 of the 42 games in which he played.



Corey Moore
Def. End • 1998, 1999 (Unanimous)

Following an outstanding senior season in 1999, Corey Moore was voted first-team on all six major All-America teams to become the Hokies' second unanimous All-American. He was selected first-team by The Associated Press, the Football Writers Association, the Football Coaches Association, Walter Camp, *The Sporting News* and *Football News*.

Moore posted a BIG EAST record 17 sacks during the '99 season to go with 11 other TFLs and 60 total tackles.

He also earned All-America honors in 1998 when he led the BIG EAST with 13.5 sacks. He gained first-team All-America recognition from the Football Coaches Association. Moore was a second-team pick by the AP and *The Sporting News* and a third-team choice of *Football News*.



Jake Grove
Center • 2003

Jake Grove became the third unanimous All-American in Tech football history when he was named to the first-team of all five recognized All-America squads: the Football Writers Association of America, the American Football Coaches Association, *The Sporting News*, the Walter Camp Football Foundation and the AP.

As a senior, he was named first-team All-BIG EAST and was presented the Rimington Trophy in Lincoln, Neb., honoring the nation's top collegiate center.

In 13 regular season games, Grove graded out at 91.8 percent on over 700 offensive plays and led the offensive line in knockdowns with 48.

He went on to be drafted in the second round by the Oakland Raiders in the 2004 NFL Draft as the first center taken.

The Hokies' other first-team selections



Carroll Dale E • 1959

After earning second-team Associated Press All-America honors as a junior in 1958, Carroll Dale went on to become the first Virginia Tech football player to earn first-team All-America honors following the 1959 season. Dale was named to the Football Writers Association (*LOOK Magazine*) and Newspaper Enterprise Association first teams as a senior and was once again a second-team choice by AP. He led Tech in receiving four straight years and finished the '59 season with 17 receptions for 408 yards and six touchdowns.



Bob Schweickert QB • 1964

One of the finest triple-threat quarterbacks in the history of the Southern Conference, Bob Schweickert was named to the *LOOK* All-America team picked by the Football Writers Association following the 1964 season. Schweickert fought off injuries during the '64 season to rush for 576 yards and nine touchdowns and pass for 833 yards and nine more TDs. He also handled the punting duties with a 37.7-yard average. As a junior in 1963, Schweickert earned third-team All-America honors from The Associated Press.



Frank Loria S • 1966, 1967 (Consensus)

Safety Frank Loria was the first Tech football player to gain first-team All-America honors in back-to-back seasons and became the Hokies' first consensus All-America pick in 1967. As a junior in 1966, Loria helped Tech to the Liberty Bowl, contributing three interceptions and returning three punts for touchdowns. He was named to first-team A-A squads picked by The Associated Press and the Football Writers Association and was a second-team selection by the Helms Athletic Foundation. Loria was named to six major All-America squads following a 1967 season. He finished the year with three interceptions and 420 yards on punt returns, including a 95-yard return for a TD against Miami. His first-team honors came from AP, United Press International, NEA, the Football Coaches Association, the Football Writers Association and the Walter Camp Foundation.

**Mike Widger** LB • 1968

Mike Widger capped an incredible junior season by earning first-team All-America honors from The Associated Press and the Football Writers Association. Widger compiled a record 825 tackling points and was among the national leaders in pass interceptions (7) and return yardage (203 yards). He returned two of his interceptions for touchdowns and scored another TD after pulling the football loose from a Kansas State running back and racing 46 yards to the end zone.

**Bruce Smith** DT • 1983, 1984 (Consensus)

Bruce Smith was named to first-team All-America squads picked by the Football Coaches Association and the Newspaper Enterprise Association after registering an incredible 22 quarterback sacks as a junior in 1983. Smith, who also was named to The Associated Press second team that year, finished with a total of 55 tackles, 31 of which were behind the line scrimmage. As a senior in 1984, Smith accumulated 16 sacks and nine other tackles behind the line. He finished the year with 69 total tackles and was a consensus All-America pick, making first teams selected by AP, the Football Writers of America, Kodak and Walter Camp.

**Eugene Chung** OT • 1991

When Eugene Chung was named to the Football Writers Association All-America team following his senior season, he became the first Tech offensive lineman to win first-team All-America honors. Chung started every game at tackle for the Hokies in 1991, allowing just one quarterback sack in 730 plays. The Washington Gridiron Club honored Chung as the National Lineman of the Year.

**Cornell Brown** DE • 1995 (Consensus), 1996

Cornell Brown became the first Virginia Tech football player to gain consensus All-America honors as a junior when he was named to five first teams in 1995. Brown was a first-team A-A pick by AP, UPI, the Football Writers Association, *The Sporting News* and *Football News*. He finished the year with 103 total tackles, including a BIG EAST-leading 14 sacks. He was selected National Defensive Player of the Year by *Football News* and was one of five finalists for the Defensive Player of the Year. In 1996, Brown missed three games, but still earned first-team honors from Walter Camp and second-team recognition from AP. He posted eight sacks, five other tackles behind the line, 19 quarterback hurries and 58 total tackles during the '96 season.

**Billy Conaty** C • 1996

Considered one of the top offensive linemen in school history, Bill Conaty saw action on 98 percent of Virginia Tech's offensive plays in 1996 and went on to earn first-team All-America honors from *The Sporting News*. Conaty helped the Hokies to a 10-2 record and a trip to the Orange Bowl that season, grading a winning percentage in 10 of the 12 games and leading the squad with 65 knockdown blocks. He finished his career by setting an all-time school record for starts and consecutive starts with 48.

**Michael Vick** QB • 1999

In a spectacular freshman season that saw him lead Virginia Tech to its first-ever 11-0 regular season and its first appearance in the national championship game, Michael Vick became the first Tech freshman football player to earn first-team All-America honors. Vick was named first-team by *The Sporting News*. He also was a second-team pick by The Associated Press. The redshirt freshman quarterback was third in the voting for the 1999 Heisman Trophy and second in the voting for the AP Player of the Year. Vick led Division I-A in passing efficiency (180.37), setting a NCAA record for a freshman in the process. He completed 59.2 percent of his passes for 1,840 yards and 12 touchdowns. He also contributed 585 yards and eight TDs rushing.

**André Davis** PR • 2000

André Davis finished the 2000 season second in the Division I-A ranks in punt returns and earned first-team All-America honors on the American Football Coaches Association team as a return specialist. Davis returned 18 punts for 396 yards for a school-record average of 22 yards per return. He tied another school season mark when he returned three punts for touchdowns. His 87-yard TD return against East Carolina was the second-longest in school history.

**Kevin Jones** RB • 2003 (Consensus)

One of the highest rated recruits ever to sign with Virginia Tech, Kevin Jones rushed for a school-record 1,647 yards, including 241 yards against Pittsburgh, on 281 attempts with 21 touchdowns as a junior in '03. He went on to earn first-team All-America honors from *The Sporting News*, The Walter Camp Football Foundation, The FWA and AFCA. He was named to the second team by AP.

Second- and Third-Team All-Americans**Carroll Dale**

E • 1958

2nd-team Associated Press

George Foussekis

DE • 1966

2nd-team Associated Press

Don Strock

QB • 1972

3rd-team Associated Press

Robert Brown

DE • 1981

2nd team-Newspaper Enterprise Association

Chris Kinzer

PK • 1986

2nd-team Associated Press

2nd-team United Press International

J.C. Price

DT • 1995

3rd-team Associated Press

Pierson Prioleau

ROV • 1997

3rd-team *Sporting News***Derek Smith**

OT • 1998

3rd-team *Football News***John Engelberger**

DE • 1999

2nd-team Associated Press

Jamel Smith

LB • 1999

2nd-team Associated Press

Anthony Midget

CB • 1999

3rd-team *Sporting News***Matt Lehr**

OG • 2000

2nd-team Walter Camp

Lee Suggs

TB • 2000

3rd-team Associated Press

3rd-team *Football News***Ben Taylor**

LB • 2000

3rd-team Associated Press

LB • 2001

2nd-team Associated Press

2nd-team *Football News*3rd-team *Sporting News***Ronyell Whitaker**

CB • 2001

3rd-team Associated Press

David Pugh

DT • 2001

3rd-team *Sporting News***Willie Pile**

FS • 2002

2nd-team *Sporting News***DeAngelo Hall**

DB • 2003

2nd-team *Sporting News*


Retired Numbers & Jerseys



84

Carroll Dale

A native of Wise, Va., Carroll Dale entered Virginia Tech in 1956 as an offensive and defensive end. After seeing varsity action as a reserve in the first game of the '56 season, Dale went on to start the remaining 39 games of his college career and became Tech's first bona fide All-American. As a junior in 1958, he was named the Southern Conference Player of the Year. In 1959, Dale was captain of the Tech team and earned first-team A-A honors. Dale led the Hokies in pass receiving each of his four seasons and finished his Tech career with 67 catches for 1,195 yards and 15 touchdowns. He went on to a pro football career that lasted more than a decade and was inducted into the College Football Hall of Fame in 1987. His Tech jersey was the first to be retired.



10

Frank Loria

Despite his 5-9, 175-pound frame, Frank Loria was one of the most tenacious football players ever to play for Virginia Tech. Loria, who started every game at safety from 1965-67, rapidly established himself as one of Tech's all-time greats. During his junior year, he earned first-team A-A honors. As a senior in 1967, Loria became Tech's first consensus All-American, making seven first-team A-A squads. He finished his Tech career with seven interceptions and a number of punt return records. He went on to coach at Marshall. In 1970, at age 23, he died in an airplane tragedy that claimed the lives of the Marshall football team and staff. He was inducted into the College Football Hall of Fame in 1999. His number was retired prior to the 1971 season.



78

Bruce Smith

Known as "The Sack Man" of Virginia Tech football, Bruce Smith capped his sensational college career in 1984. As a Tech player, Smith had a career total of 71 tackles behind the line of scrimmage for losses totaling 504 yards. Smith had 46 career quarterback sacks, including 22 during his junior season in 1983 when he was named first-team All-America. In 1984, the Norfolk, Va., native won the Outland Trophy as America's top lineman and was a consensus All-American. Smith was the No. 1 player picked in the 1985 National Football League draft. During his pro career, he established himself as one of the greatest defensive players ever to play the game. He ended his career in 2003 as the NFL's all-time sack leader with 200.



73

Jim Pyne

Center Jim Pyne became Virginia Tech's first unanimous All-American when he made all five major teams that were selected in 1993. In addition to All-America honors, Pyne was named winner of the Dudley Award as Virginia's Player of the Year. During his four seasons at Tech, he established himself as one of the Hokies' top linemen of all time, leading the charge for the 1993 team that rewrote the school record books for scoring and total offense. Pyne started 35 consecutive games and 41 of the 42 Tech games in which he played. He allowed just one quarterback sack by the man he was assigned to block during more than 2,700 career snaps. Pyne spent nine seasons as an NFL lineman before becoming an assistant coach in the pro ranks.

Three recent honorees have had their jerseys retired

In 2002, the Virginia Tech athletics department developed a new policy on retiring football jerseys. This special honor is bestowed to acknowledge an individual who has won an established national award in their sport, while allowing the number to continue to be worn by others. Tech no longer retires numbers.

That year, three jerseys were retired in ceremonies. The first jerseys to be honored belonged to:

Michael Vick; Sept. 1, 2002: winner of the 2000 ESPY as College Football's Performer of the Year.

Frank Beamer; Sept. 12, 2002: winner of eight national coach of the year awards following Tech's 1999 season.

Cornell Brown; Nov. 20, 2002: named the 1995 National Defensive Player of the Year by *Football News*.



Michael Vick



Frank Beamer



Cornell Brown

Year-by-Year Scores & Results

Tech ranks 25th nationally with 616 all-time victories



1890s

1892 (1-1)

Coach: E.A. Smyth

0 21	hW	14-	10	St. Albans
0 29	aL	0-	10	St. Albans
		VT	14-	20

1893 (0-2)

Coach: E.A. Smyth

0 21	aL	0-	6	Emory & Henry
N 11	nL7	6-	34	Randolph-Macon
		VT	6-	40

1894 (4-1)

Coach: Joseph Massie

0 20	hW	16-	0	Emory & Henry
0 29	hW	36-	0	Roanoke College
N 10	hW	42-	0	St. Albans
N 17	aW	12-	0	St. Albans
N 30	nL8	6-	10	VMI
		VT	112-	10

1895 (4-2)

Coach: A.C. Jones

0 05	aL	0-	38	Virginia
0 12	hW	12-	0	St. Albans
0 26	aW	30-	0	W&L
N 09	aW	16-	2	Roanoke YMCA
N 16	nL9	5-	32	UNC
N 28	nW3	6-	4	VMI
		VT	69-	76

1896 (5-2-1)

Coach: A.C. Jones

0 10	hW	20-	0	Alleghany Inst.
0 20	hW	12-	0	Roanoke College
0 24	nT10	0-	0	UNC
0 31	aL	0-	44	Virginia
N 02	nW3	46-	0	Hampden-Sydney
N 14	aL	4-	6	Tennessee
N 16	nW11	52-	0	Maryville College
N 26	nW1	24-	0	VMI
		VT	158-	50

1897 (5-2)

Coach: Charles Firth

0 16	hW	54-	0	King College
0 30	nW10	4-	0	UNC
N 02	hW	41-	0	Roanoke College
N 06	nL4	4-	18	Maryland-Baltimore
N 13	aW	36-	0	Richmond
N 15	aW	10-	0	Hampden-Sydney
N 25	nL1	0-	18	Tennessee
		VT	149-	36

1898 (3-2)

Coach: J. Lewis Ingles

N 04	nL5	6-	28	UNC
N 05	aW	17-	0	Guilford
N 07	nL3	0-	23	Maryland-Baltimore
N 11	hW	58-	0	King College
N 12	hW	29-	0	Bellevue
		VT	110-	51

1899 (4-1)

Coach: James Morrison

0 13	hW	21-	0	St. Albans
0 27	aW	5-	0	Tennessee
N 11	aL	0-	28	Virginia
N 18	nW1	45-	0	Roanoke College
N 25	nW1	35-	0	W&L
		VT	106-	28

Virginia Tech's first football team opened play on Oct. 21, 1892 with a 14-10 win over St. Albans.

1900s

1900 (3-3-1)

Coach: Dr. Davis

0 06	hW	21-	0	St. Albans
0 20	aW	16-	6	St. Albans
0 25	aW	18-	2	N.C. State
0 27	aT	0-	0	UNC
N 14	aL	5-	17	Virginia
N 24	nL9	5-	12	Clemson
N 25	nL1	0-	5	VMI
		VT	65-	42

1901 (6-1)

Coach: A.B. Morrison

S 28	aW	16-	0	Roanoke College
0 12	hW	11-	0	W&L
0 19	aW	32-	6	Georgetown
0 26	hL	0-	16	Virginia
0 31	nW12	17-	11	Clemson
N 16	nW2	18-	0	Maryland-Baltimore
N 28	nW4	21-	0	VMI
		VT	115-	33

1902 (3-2-1)

Coach: R.R. Brown

0 11	nL3	0-	6	W&L
0 18	hW	11-	6	N.C. State
0 25	nT1	0-	0	UNC
N 08	hW	28-	0	Georgetown
N 15	aL	0-	6	Virginia
N 27	nW4	50-	5	VMI
		VT	89-	23

1903 (5-1)

Coach: C. A. Lueder

0 14	hW	29-	0	St. Albans
0 17	hW	21-	0	N.C. State
0 24	nL2	0-	21	Virginia
N 07	nW4	21-	0	UNC
N 21	aW	11-	0	Navy
N 25	nW1	26-	0	Davidson
		VT	108-	21

1904 (5-3)

Coach: John O'Connor

0 01	hW	18-	0	Richmond
0 07	hW	24-	0	W&L
0 12	hW	32-	0	Nashville
0 22	hW	30-	0	Wm & Mary
0 29	hL	0-	6	UNC
N 05	nL2	0-	5	Virginia
N 19	aL	0-	11	Navy
N 24	nW1	17-	5	VMI
		VT	121-	27

1905 (9-1)

Coach: C.P. Miles

S 30	hW	86-	0	Roanoke College
0 06	hW	12-	0	Cumberland
0 14	aW	16-	6	Army
0 21	hW	56-	0	Gallaudet
0 28	nW2	35-	6	UNC
N 04	aW	11-	0	Virginia
N 11	hW	15-	0	W&L
N 18	nW1	34-	0	South Carolina
N 25	aL	6-	12	Navy
N 30	nW2	34-	0	VMI
		VT	305-	24

1906 (5-2-2)

Coach: C.P. Miles

0 06	nW1	12-	0	Wm & Mary
0 08	hW	28-	0	Wm & Mary
0 13	aT	0-	0	Clemson
0 27	nT2	0-	0	UNC
N 03	hW	18-	0	Roanoke College
N 10	nL4	0-	10	Bucknell
N 17	hW	10-	0	Davidson
N 24	aL	0-	5	Navy
N 29	nW2	6-	0	N.C. State
		VT	74-	15

1907 (7-2)

Coach: C.R. Williams

0 05	hW	33-	0	Roanoke College
0 12	hW	18-	0	Hampden-Sydney
0 19	nW3	5-	0	W&L
0 20	nL1	5-	12	Davidson
N 02	nW2	20-	0	Georgetown
N 09	nW1	22-	0	VMI
N 16	hW	34-	0	G-W
N 23	aL	0-	12	Navy
N 28	nW2	20-	6	UNC
		VT	157-	30

1908 (5-4)

Coach: R.M. Brown

0 03	hW	50-	0	Hampden-Sydney
0 10	aW	6-	0	Clemson
0 17	aL	4-	10	Princeton
0 24	nW1	10-	0	VMI
0 31	nW3	15-	4	W&L
N 10	nW2	10-	0	UNC
N 14	hL	0-	6	G-W
N 21	aL	4-	15	Navy
N 26	nL4	5-	6	N.C. State
		VT	104-	41

1909 (6-1)

Coach: Branch Bocock

0 02	hW	6-	0	Clemson
0 13	aL	6-	8	Princeton
0 23	aW	52-	0	Richmond
0 30	nW3	34-	6	W&L
N 06	nW2	15-	0	UNC
N 13	aW	17-	8	G-W
N 25	nW4	18-	5	N.C. State
		VT	148-	27

1910s

1910 (6-2)

Coach: Branch Bocock

0 01	hW	18-	0	Hampden-Sydney
0 05	hW	16-	6	Davidson
0 15	hW	13-	0	Western Md.
0 22	aL	0-	3	Navy
0 29	nW1	23-	0	W&L
N 05	nW2	20-	0	UNC
N 12	nW3	16-	5	G-W
N 24	nL4	3-	5	N.C. State
		VT	109-	19

1911 (6-1-2)

Coach: L.W. Reiss

S 30	hW	16-	0	Hampden-Sydney
0 06	nW4	12-	0	Maryland-Baltimore
0 14	aL	0-	33	Yale
0 21	hW	94-	0	Roanoke College
0 28	nT1	5-	5	W&L
N 04	nT2	0-	0	UNC
N 11	hW	36-	11	Tennessee
N 18	hW	10-	3	Morris Harvey
N 30	nW4	3-	0	N.C. State
		VT	176-	52

1912 (5-4)*Coach: Branch Bocock*

S 30	hW	40-	0	Roanoke College
O 05	hW	42-	7	Hampden-Sydney
O 12	aL	0-	31	Princeton
O 19	hW	44-	0	Western Md.
O 26	nW19	26-	0	UNC
N 02	hL	0-	10	MCV
N 09	nL1	6-	20	W&L
N 16	hW	41-	0	West Virginia
N 28	aL	3-	24	Georgetown
VT 202- 92				

1913 (7-1-1)*Coach: Branch Bocock*

S 27	hW	26-	0	Roanoke College
O 04	hW	14-	0	Hampden-Sydney
O 11	hW	34-	13	Mississippi
O 18	hW	20-	12	VPI Stars
O 25	nW5	14-	7	UNC
N 01	nL1	0-	21	W&L
N 08	hW	47-	0	Marshall
N 15	hW	14-	0	Morris Harvey
N 27	nT1	6-	6	VMI
VT 175- 59				

1914 (6-2-1)*Coach: Branch Bocock*

S 26	hW	35-	0	King College
O 03	hW	13-	0	Randolph-Macon
O 10	hW	22-	0	Hampden-Sydney
O 17	nL16	0-	13	W. Va. Wesleyan
O 24	hT	7-	7	Roanoke College
O 31	nL1	6-	7	W&L
N 07	hW	54-	6	Marshall
N 14	nW1	3-	0	N.C. State
N 26	nW1	3-	0	VMI
VT 143- 33				

1915 (4-4)*Coach: Branch Bocock*

S 26	hW	26-	0	Roanoke College
O 02	hW	19-	3	Randolph-Macon
O 09	hW	19-	0	Hampden-Sydney
O 16	nL1	0-	13	W&L
O 23	aL	0-	20	Navy
O 30	aL	0-	45	Cornell
N 13	aL	0-	19	West Virginia
N 25	nW1	27-	9	VMI
VT 91-109				

1916 (7-2)*Coach: Jack Ingersoll*

S 30	hW	13-	0	Richmond
O 07	hW	10-	0	Hampden-Sydney
O 14	nL16	0-	20	West Virginia
O 20	aL	0-	19	Yale
O 28	nW4	40-	0	N.C. State
N 04	nW1	14-	7	UNC
N 11	hW	52-	0	Wake Forest
N 18	hW	41-	0	Roanoke College
N 30	nW1	23-	14	VMI
VT 193- 60				

1917 (6-2-1)*Coach: Charles Bernier*

O 06	hW	12-	0	Hampden-Sydney
O 13	hW	59-	6	Emory & Henry
O 20	hW	13-	7	Davidson
O 27	aL	0-	28	Georgetown
N 03	hW	50-	0	Wake Forest
N 10	nL13	3-	27	West Virginia
N 17	nT4	7-	7	N.C. State
N 24	hW	70-	0	Roanoke College
N 29	nW1	6-	0	VMI
VT 220- 75				

1918 (7-0)*Coach: Charles Bernier*

O 19	hW	30-	0	Belmont Ath. Club
O 26	hW	33-	6	Camp Humphreys
N 02	nW1	13-	0	W&L
N 09	hW	27-	0	Wake Forest
N 16	nW4	25-	0	N.C. State
N 23	aW	18-	7	UNC
N 28	nW1	6-	0	VMI
VT 152- 13				

1919 (5-4)*Coach: Charles Bernier*

O 04	hW	13-	0	Hampden-Sydney
O 11	hW	21-	0	Richmond
O 18	aL	7-	33	Georgetown
O 25	aW	6-	0	Maryland
N 01	nL3	0-	3	W&L
N 08	hW	40-	0	Wake Forest
N 15	nL4	0-	3	N.C. State
N 22	hW	99-	0	Emory & Henry
N 27	nL1	0-	13	VMI
VT 186- 52				

1920s**1920 (4-6)***Coach: Stanley Sutton*

S 25	hW	35-	0	Hampden-Sydney
O 02	hW	21-	0	Wm & Mary
O 09	hW	75-	6	Emory & Henry
O 16	aL	6-	19	Rutgers
O 23	hL	0-	7	Maryland
O 30	nL3	0-	13	W&L
N 06	aW	21-	0	Richmond
N 11	nL4	6-	14	N.C. State
N 20	nL17	0-	28	Centre
N 25	nL1	7-	24	VMI
VT 171-111				

1921 (7-3)*Coach: B.C. Cabbage*

S 24	hW	14-	6	Hampden-Sydney
O 01	hW	14-	0	Wm & Mary
O 08	aL	0-	14	Centre
O 15	aW	34-	0	Richmond
O 22	nL18	7-	10	Maryland
O 29	nL3	0-	3	W&L
N 05	hW	54-	7	Morris Harvey
N 11	nW4	7-	3	N.C. State
N 19	hW	35-	0	Roanoke College
N 24	nW1	26-	7	VMI
VT 191- 50				

1922 (8-1-1)*Coach: B.C. Cabbage*

S 23	hW	38-	0	Hampden-Sydney
S 30	hW	25-	0	King College
O 07	hW	20-	6	Wm & Mary
O 14	nL2	6-	10	Centre
O 21	aT	7-	7	Davidson
O 28	hW	73-	0	Catholic U.
N 04	hW	21-	0	Maryland
N 11	nW4	24-	0	N.C. State
N 18	nW3	41-	6	W&L
N 30	nW1	7-	3	VMI
VT 262- 32				

1923 (6-3)*Coach: B.C. Cabbage*

S 29	hW	29-	0	Hampden-Sydney
O 06	hW	7-	0	Davidson
O 13	aL	17-	21	3rd Corps Area
O 20	nW18	16-	7	Maryland
O 27	nL3	0-	12	W&L
N 03	hW	25-	6	Clemson
N 10	nW4	16-	0	N.C. State
N 17	aW	6-	3	Virginia
N 29	nL1	0-	6	VMI
VT 116- 55				

1924 (4-2-3)*Coach: B.C. Cabbage*

S 27	hW	28-	0	Richmond
O 04	hW	10-	0	Hampden-Sydney
O 11	nT2	0-	0	Auburn
O 17	nW18	12-	0	Maryland
O 25	nT3	0-	0	W&L
N 01	aW	50-	6	Clemson
N 08	aL	3-	6	N.C. State
N 15	hL	0-	6	Virginia
N 27	nT1	0-	0	VMI
VT 103- 18				

1925 (5-3-2)*Coach: B.C. Cabbage*

S 19	hW	10-	0	Lynchburg College
S 26	hT	0-	0	Roanoke College
O 03	hW	13-	3	Hampden-Sydney
O 10	aL	0-	19	Auburn
O 17	nW18	3-	0	Maryland
O 24	nL3	0-	20	W&L
O 31	nW2	6-	0	South Carolina
N 07	hT	0-	0	N.C. State
N 14	aL	0-	10	Virginia
N 26	nW1	7-	0	VMI
VT 39- 52				

1926 (5-3-1)*Coach: A.F. Gustafson*

S 25	hW	47-	0	Roanoke College
O 02	hW	30-	0	Hampden-Sydney
O 09	aL	0-	21	Dartmouth
O 16	nW4	24-	8	Maryland
O 23	hW	6-	0	Virginia
O 30	aT	13-	13	Kentucky
N 06	nL2	0-	19	South Carolina
N 13	nL3	0-	13	W&L
N 25	nW1	14-	7	VMI
VT 134- 81				

1927 (5-4)*Coach: A.F. Gustafson*

S 24	hW	21-	2	Roanoke College
O 01	hW	13-	0	Hampden-Sydney
O 08	aW	6-	0	Colgate
O 15	nL4	7-	13	Maryland
O 22	aL	0-	7	Virginia
O 29	aL	13-	14	Chattanooga
N 05	nW2	35-	0	South Carolina
N 12	hW	21-	0	W&L
N 24	nL1	9-	12	VMI
VT 125- 48				

1928 (7-2)*Coach: A.F. Gustafson*

S 29	hW	34-	7	Roanoke College
O 06	hW	32-	7	Hampden-Sydney
O 13	aL	14-	35	Colgate
O 20	aW	16-	14	UNC
O 27	hW	54-	0	King College
N 03	nW4	9-	6	Maryland
N 10	hW	20-	0	Virginia
N 17	aW	13-	7	W&L
N 29	nL1	6-	16	VMI
VT 198- 92				

1929 (5-4)*Coach: A.F. Gustafson*

S 28	hW	19-	0	Roanoke College
O 05	hW	37-	6	Hampden-Sydney
O 12	aL	8-	14	Pennsylvania
O 19	nW2	25-	14	Wm & Mary
O 26	aL	13-	38	UNC
N 02	nW3	36-	6	W&L
N 09	aW	32-	12	Virginia
N 16	nL4	0-	24	Maryland
N 28	nL1	0-	14	VMI
VT 170-128				

Mac McEver picks up yardage in the 1929 win over Virginia.

N 20 nL3 10- 15 VMI
 N 29 hW 13- 0 Richmond
 VT 112-120

1942 (7-2-1)

Coaches: S.D. Tilson/H.M. McEver
 S 19 hW 28- 14 Catawba
 S 26 aW 7- 6 Furman
 O 03 hL 7- 21 Wm & Mary
 O 10 hW 16- 0 Davidson
 O 17 nT1 21- 21 Kentucky
 O 24 nW3 19- 6 W&L
 O 31 nW4 20- 14 Virginia
 N 07 aW 16- 7 Richmond
 N 14 aL 7- 19 Army
 N 26 nW1 20- 6 VMI
 VT 161-114

1945 (2-6)

Coach: H.M. McEver
 O 06 nL1 0- 14 UNC
 O 13 nL2 0- 38 Wm & Mary
 O 20 hW 21- 13 Maryland
 O 27 nL1 13- 31 Virginia
 N 03 aL 0- 6 N.C. State
 N 10 aL 0- 35 Clemson
 N 17 hW 44- 6 Richmond
 N 22 nL1 0- 7 VMI
 VT 78-150

1946 (3-4-3)

Coach: James R. Kitts
 S 28 aT 14- 14 UNC
 O 05 nT1 21- 21 Virginia
 O 12 aL 0- 49 Wm & Mary
 O 18 aL 0- 6 Maryland
 O 26 hW 14- 6 N.C. State
 N 02 hL 7- 14 Clemson
 N 09 nW3 13- 7 W&L
 N 16 aT 7- 7 Richmond
 N 28 nW1 20- 7 VMI
 VT 96-131

Sun Bowl

(Jan. 1, 1947 at El Paso, Texas)
 nL VT 6- 18 Cincinnati

1947 (4-5)

Coach: James R. Kitts
 S 27 hW 20- 6 Furman
 O 04 nL1 7- 41 Virginia
 O 11 nL2 7- 21 Wm & Mary
 O 18 aL 0- 40 Army
 O 25 hL 19- 21 Maryland
 O 31 aW 42- 6 G-W
 N 08 nW3 27- 14 W&L
 N 15 hW 26- 14 Richmond
 N 27 nL1 14- 28 VMI
 VT 162-191

1948 (0-8-1)

Coach: Robert C. McNeish
 S 25 hL 0- 13 G-W
 O 02 nL1 0- 28 Virginia
 O 09 nL18 0- 28 Maryland
 O 16 hL 0- 30 Wm & Mary
 O 23 nL1 0- 7 Duke
 O 30 aL 7- 49 Army
 N 06 nL3 7- 14 W&L
 N 13 aT 7- 7 Richmond
 N 25 nL1 7- 33 VMI
 VT 28-209

1949 (1-7-2)

Coach: Robert C. McNeish
 S 17 nL22 14- 33 Quantico
 S 24 hL 7- 34 Maryland
 O 01 aL 13- 39 Wm & Mary
 O 08 nL1 0- 26 Virginia
 O 15 hL 14- 24 G-W
 O 22 aL 7- 55 Duke
 O 29 nL4 13- 14 N.C. State
 N 05 nT3 6- 6 W&L
 N 12 aW 28- 13 Richmond
 N 24 nT1 28- 28 VMI
 VT 130-272



Tech's 1932 team posted wins over Georgia and Kentucky en route to an 8-1 record.

1930s

1930 (5-3-1)

Coach: O.E. Neale
 S 24 hW 9- 0 Roanoke College
 O 04 hL 21- 39 UNC
 O 11 aL 0- 40 Vanderbilt
 O 18 nW2 7- 6 Wm & Mary
 O 25 aW 20- 19 Davidson
 N 01 aT 0- 0 W&L
 N 08 hW 34- 13 Virginia
 N 15 nL4 7- 13 Maryland
 N 27 nW1 24- 0 VMI
 VT 122-130

1931 (3-4-2)

Coach: O.E. Neale
 S 26 hW 33- 0 King College
 O 03 aL 0- 40 Georgia
 O 10 hW 18- 6 Davidson
 O 17 nT2 6- 6 Wm & Mary
 O 24 aL 6- 20 Kentucky
 O 31 hL 0- 20 Maryland
 N 07 nL1 0- 6 W&L
 N 14 aT 0- 0 Virginia
 N 26 nW1 13- 6 VMI
 VT 76-104

1932 (8-1)

Coach: Henry B. Redd
 S 24 hW 32- 7 Roanoke College
 O 01 aW 7- 6 Georgia
 O 08 aW 23- 0 Maryland
 O 15 nW2 7- 0 Wm & Mary
 O 22 hW 7- 0 Kentucky
 O 29 aW 32- 6 W&L
 N 05 aL 6- 9 Alabama
 N 12 hW 13- 0 Virginia
 N 24 nW1 26- 0 VMI
 VT 153- 28

1933 (4-3-3)

Coach: Henry B. Redd
 S 23 hW 7- 0 Roanoke College
 S 30 aL 0- 27 Tennessee
 O 07 nW4 14- 0 Maryland
 O 14 nW2 13- 7 Wm & Mary
 O 21 aW 7- 0 Richmond
 O 28 hL 0- 12 South Carolina
 N 04 hT 7- 7 W&L
 N 11 aL 0- 27 Alabama
 N 18 aT 6- 6 Virginia
 N 30 nT1 0- 0 VMI
 VT 54- 86

1934 (5-5)

Coach: Henry B. Redd
 S 22 hW 21- 0 Roanoke College
 S 29 aL 0- 34 Temple
 O 06 hL 13- 20 Florida
 O 13 nW2 6- 0 Wm & Mary
 O 20 nL4 9- 14 Maryland
 O 27 aL 7- 13 W&L
 N 03 aL 0- 20 South Carolina
 N 10 nW21 7- 6 N.C. State
 N 17 hW 19- 6 Virginia
 N 29 nW1 13- 0 VMI
 VT 95-113

1935 (4-3-2)

Coach: Henry B. Redd
 S 21 hW 7- 0 Roanoke College
 S 28 hL 7- 28 Clemson
 O 05 nL23 0- 7 Maryland
 O 12 nT2 0- 0 Wm & Mary
 O 26 nW6 15- 0 W&L
 N 02 hW 27- 0 South Carolina
 N 09 nL21 0- 6 N.C. State
 N 16 aT 0- 0 Virginia
 N 28 nW1 12- 6 VMI
 VT 68- 47

1936 (5-5)

Coach: Henry B. Redd
 S 17 hW 16- 7 Roanoke College
 S 26 aL 0- 20 Clemson
 O 03 nL1 0- 6 Maryland
 O 10 nW2 14- 0 Wm & Mary
 O 17 aL 0- 14 South Carolina
 O 24 aL 0- 13 N.C. State
 O 31 hW 20- 7 Richmond
 N 07 aL 0- 27 W&L
 N 14 hW 7- 6 Virginia
 N 26 nW1 6- 0 VMI
 VT 63-100

1937 (5-5)

Coach: Henry B. Redd
 S 18 hW 27- 7 Roanoke College
 S 25 nL15 0- 25 Duke
 O 02 aL 0- 27 Tennessee
 O 09 nL2 0- 12 Wm & Mary
 O 16 aL 7- 13 N.C. State
 O 23 hW 19- 7 W&L
 O 30 hW 31- 0 Hampden-Sydney
 N 06 aL 7- 12 Richmond
 N 13 aW 14- 7 Virginia
 N 25 nW1 12- 6 VMI
 VT 117-116

1938 (3-5-2)

Coach: Henry B. Redd
 S 17 hW 33- 0 Emory & Henry
 S 24 nL15 0- 18 Duke
 O 01 aL 0- 39 Army
 O 08 nW2 27- 0 Wm & Mary
 O 15 hL 6- 14 Virginia
 O 22 aL 0- 6 W&L
 O 29 hW 7- 0 N.C. State
 N 05 aL 0- 7 UNC
 N 11 aT 0- 0 Richmond
 N 24 nT1 2- 2 VMI
 VT 75- 86

1939 (4-5-1)

Coach: Henry B. Redd
 S 23 hW 26- 0 Randolph-Macon
 S 30 aL 0- 20 Marshall
 O 07 nL4 6- 13 UNC
 O 14 nT2 6- 6 Wm & Mary
 O 21 hW 28- 0 Centre
 O 28 nL3 0- 6 W&L
 N 04 hW 20- 7 Furman
 N 11 aL 0- 13 Richmond
 N 18 aW 13- 0 Virginia
 N 30 nL1 7- 19 VMI
 VT 106- 84

1940s

1940 (5-5)

Coach: Henry B. Redd
 S 21 hW 34- 12 Catawba
 S 28 aL 7- 13 Marshall
 O 05 hL 7- 13 Richmond
 O 12 nL2 13- 20 Wm & Mary
 O 19 aL 4- 46 Georgetown
 O 26 nW3 21- 0 W&L
 N 02 nW4 6- 0 Virginia
 N 09 hW 38- 21 Furman
 N 16 aW 10- 6 Centre
 N 21 nL1 0- 14 VMI
 VT 140-145

1941 (6-4)

Coach: James R. Kitts
 S 20 hW 22- 2 Catawba
 S 27 nL17 14- 37 Kentucky
 O 04 hW 3- 0 Georgetown
 O 11 nL2 7- 16 Wm & Mary
 O 18 aW 16- 0 Davidson
 O 25 nW3 13- 3 W&L
 N 01 nL4 0- 34 Virginia
 N 08 nW5 14- 13 N.C. State



Virginia Tech's 1954 team finished undefeated at 8-0-1 and ranked 16th in the final Associated Press poll.

1950s

1950 (0-10)

Coaches: Robert C. McNeish/
Allan M. Learned

S 30	hL	21- 61	Quantico
O 07	nL1	6- 45	Virginia
O 13	aL	7- 42	G-W
O 21	hL	0- 54	Wm & Mary
O 28	aL	6- 34	N.C. State
N 04	aL	7- 25	W&L
N 11	hL	12- 32	Richmond
N 18	nL5	6- 47	Duke
N 23	nL1	0- 27	VMI
D 02	aL	7- 63	Maryland
VT 72-430			

1951 (2-8)

Coach: Frank O. Moseley

S 15	nW6	18- 12	Marshall
S 29	hL	20- 32	Davidson
O 06	nL1	0- 33	Virginia
O 12	nL22	13- 38	G-W
O 20	nL4	6- 55	Duke
O 27	hL	14- 19	N.C. State
N 03	nL2	0- 60	W&L
N 10	aL	7- 28	Wm & Mary
N 17	hW	20- 14	Richmond
N 22	nL1	7- 20	VMI
VT 105-311			

1952 (5-6)

Coach: Frank O. Moseley

S 13	nW6	19- 14	Marshall
S 20	aW	27- 14	Davidson
S 27	aW	14- 7	The Citadel
O 04	nL1	0- 42	Virginia
O 11	aL	0- 33	Alabama
O 18	hL	0- 6	G-W
O 25	aL	27- 34	W&L
N 01	aW	20- 2	Richmond
N 08	hL	15- 35	Wm & Mary
N 15	aL	7- 27	West Virginia
N 27	nW1	26- 7	VMI
VT 155-221			

1953 (5-5)

Coach: Frank O. Moseley

S 19	nW6	7- 0	Marshall
S 26	aW	20- 6	Virginia
O 03	aL	13- 20	Rutgers
O 10	hW	21- 7	Richmond
O 17	aL	7- 13	Wm & Mary
O 24	hW	32- 12	W&L
O 30	nW1	22- 0	The Citadel
N 07	nL6	7- 12	West Virginia
N 13	aL	0- 26	Miami (Fla.)
N 26	nL1	13- 28	VMI
VT 142-124			

1954 (8-0-1)

Coach: Frank O. Moseley

S 18	hW	30- 21	N.C. State
S 25	nW2	32- 0	Wake Forest
O 02	aW	18- 7	Clemson
O 16	aW	19- 12	Richmond
O 23	nW1	6- 0	Virginia
O 30	hT	7- 7	Wm & Mary
N 05	aW	20- 13	G-W
N 13	hW	20- 6	Waynesburg
N 25	nW1	46- 9	VMI
VT 198- 75			

1955 (6-3-1)

Coach: Frank O. Moseley

S 17	aL	0- 13	Wake Forest
S 24	aW	33- 0	Pennsylvania
O 01	aW	14- 7	Wm & Mary
O 08	aW	24- 20	Florida State
O 15	hT	7- 7	Richmond
O 22	nW1	17- 13	Virginia
O 29	hL	7- 13	G-W
N 05	nL1	16- 21	Clemson
N 12	nW6	34- 26	N.C. State
N 24	nW1	39- 13	VMI
VT 191-133			

1956 (7-2-1)

Coach: Frank O. Moseley

S 15	nW6	37- 2	East Carolina
S 22	aL	14- 21	Tulane
S 29	nW4	35- 6	N.C. State
O 06	aW	20- 7	Florida State
O 13	hW	34- 7	Wm & Mary

O 20	aW	46- 14	Richmond
O 27	nW1	14- 7	Virginia
N 03	aL	6- 21	Clemson
N 10	hT	13- 13	Wake Forest
N 22	nW1	45- 0	VMI
VT 264- 98			

1957 (4-6)

Coach: Frank O. Moseley

S 20	aW	14- 13	Tulane
S 28	aL	0- 14	West Virginia
O 05	aL	7- 13	Wm & Mary
O 12	hW	21- 14	Villanova
O 19	nL2	7- 38	Virginia
O 26	aL	7- 20	Florida State
N 02	hW	42- 7	Richmond
N 09	aW	10- 3	Wake Forest
N 16	nL1	0- 12	N.C. State
N 28	nL1	6- 14	VMI
VT 114-148			

1958 (5-4-1)

Coach: Frank O. Moseley

S 20	nW1	28- 12	West Texas State
S 27	nL4	6- 13	Wake Forest
O 04	hW	27- 15	Wm & Mary
O 11	nW1	22- 13	Virginia
O 18	aL	0- 28	Florida State
O 25	nL2	20- 21	West Virginia
N 01	aT	14- 14	N.C. State
N 08	hW	27- 23	Richmond
N 15	aL	0- 41	Southern Miss
N 27	nW1	21- 16	VMI
VT 165-196			

1959 (6-4)

Coach: Frank O. Moseley

S 19	nL4	13- 15	N.C. State
S 26	aL	18- 27	Wake Forest
O 03	nW1	20- 14	Wm & Mary
O 10	hL	6- 7	Florida State
O 17	nW2	40- 14	Virginia
O 24	aW	24- 14	Villanova
O 31	hW	51- 29	Richmond
N 07	aW	26- 21	West Texas State
N 14	aW	12- 0	West Virginia
N 26	nL1	12- 37	VMI
VT 222-178			

1960s

1960 (6-4)

Coach: Frank O. Moseley

S 17	aL	14- 29	N.C. State
S 24	nW2	15- 0	West Virginia
O 01	aL	7- 13	Clemson
O 08	hW	22- 13	Wake Forest
O 15	aW	27- 0	Wm & Mary
O 22	nW1	40- 6	Virginia
O 29	aW	20- 0	Richmond
N 05	hL	7- 9	Davidson
N 11	aL	8- 21	G-W
N 24	nW1	13- 12	VMI
VT 173-103			

1961 (4-5)

Coach: Jerry Claiborne

S 16	nW1	20- 6	Wm & Mary
O 07	aL	0- 28	West Virginia
O 14	aL	14- 27	Tulane
O 21	nW1	20- 0	Virginia
O 28	hW	10- 7	Florida State
N 04	aL	0- 11	Richmond
N 11	aL	15- 24	Wake Forest
N 17	hW	14- 3	G-W
N 23	nL1	0- 6	VMI
VT 93-112			

1962 (5-5)

Coach: Jerry Claiborne

S 15	aL	0- 3	Wm & Mary
S 22	nW1	15- 14	G-W
S 29	nL2	0- 14	West Virginia
O 06	nW1	20- 15	Virginia
O 13	hW	13- 7	Richmond
O 20	aL	12- 20	Army
O 27	aL	7- 20	Florida State
N 03	aW	24- 22	Tulane
N 10	hW	37- 8	Wake Forest
N 22	nL1	9- 14	VMI
VT 137-137			

Coaches Jerry Claiborne (l)
and Frank Moseley.



1963 (8-2)Coach: *Jerry Claiborne*

S 21	aL	14- 33	Kentucky
S 28	aW	27- 0	Wake Forest
O 05	nW1	10- 0	Virginia
O 11	aW	22- 8	G-W
O 19	hW	28-13	Wm & Mary
O 26	aW	31-23	Florida State
N 02	aW	14-13	Richmond
N 09	aL	7-13	N.C. State
N 16	aW	28- 3	West Virginia
N 28	nW1	35-20	VMI
		VT 216-126	

1964 (6-4)Coach: *Jerry Claiborne*

S 19	aW	18-14	Tampa
S 26	nL1	21-38	Wake Forest
O 03	aL	17-20	Virginia
O 10	hW	33- 0	G-W
O 17	hL	10-23	West Virginia
O 24	hW	20-11	Florida State
O 31	aW	27-20	Wm & Mary
N 07	hW	28-19	N.C. State
N 14	aL	15-20	Syracuse
N 26	nW1	35-13	VMI
		VT 224-178	

1965 (7-3)Coach: *Jerry Claiborne*

S 18	nW1	12- 3	Wake Forest
S 25	aW	25- 7	Richmond
O 02	hW	9- 7	Wm & Mary
O 09	aW	17-12	G-W
O 16	aL	10-21	Vanderbilt
O 23	hW	22-14	Virginia
O 30	aL	6- 7	Florida State
N 06	aL	22-31	West Virginia
N 13	hW	21-19	Villanova
N 25	nW1	44-13	VMI
		VT 188-134	

1966 (8-2-1)Coach: *Jerry Claiborne*

S 17	aL	0-13	Tulane
S 24	hW	49- 0	G-W
O 01	hT	13-13	West Virginia
O 08	aW	7- 0	Kentucky
O 15	nW2	21- 6	Vanderbilt
O 22	aW	24- 7	Virginia
O 29	hW	23-21	Florida State
N 05	aW	11- 0	Wake Forest
N 12	aW	20-18	Wm & Mary
N 24	nW1	70-12	VMI
		VT 238-90	

Liberty Bowl

(Dec. 10, 1966 at Memphis, Tenn.)

nL	VT 7-14	Miami (Fla.)
----	---------	--------------

1967 (7-3)Coach: *Jerry Claiborne*

S 16	aW	13- 3	Tampa
S 23	hW	31- 7	Wm & Mary
S 30	aW	15- 3	Kansas State
O 07	hW	3- 0	Villanova
O 14	aW	24-14	Kentucky
O 21	hW	45-14	Richmond
O 28	aW	20- 7	West Virginia
N 04	hL	7-14	Miami (Fla.)
N 11	aL	15-38	Florida State
N 23	nL1	10-12	VMI
		VT 183-112	

1968 (7-4)Coach: *Jerry Claiborne*

S 21	nL14	7-14	Alabama
S 28	aW	12- 0	Wm & Mary
O 05	hL	19-34	Kansas State
O 12	hW	7- 6	Wake Forest
O 18	aL	8-13	Miami (Fla.)
O 26	hW	27-12	West Virginia
N 02	aW	40-22	Florida State

N 09	hW	31-18	Richmond
N 16	aW	17- 6	South Carolina
N 28	nW1	55- 6	VMI
		VT 223-131	

Liberty Bowl

(Dec. 14, 1968 at Memphis, Tenn.)

nL	VT 17-34	Mississippi
----	----------	-------------

1969 (4-5-1)Coach: *Jerry Claiborne*

S 20	hL	13-17	Alabama
S 27	aL	10-16	Wake Forest
O 04	aL	10-17	Richmond
O 11	hL	6- 7	Kentucky
O 18	hL	16-17	South Carolina
O 25	aW	21- 7	Buffalo
N 01	nW1	48- 7	Wm & Mary
N 08	hT	10-10	Florida State
N 15	nW4	48-12	Duke
N 27	nW1	52- 0	VMI
		VT 234-110	

1970s**1970 (5-6)**Coach: *Jerry Claiborne*

S 12	hL	0- 7	Virginia
S 19	nL14	18-51	Alabama
S 26	hL	20-21	Memphis State
O 03	aL	7-24	South Carolina
O 10	aL	9-28	Wake Forest
O 17	hW	17-14	Tulsa
O 24	hW	31-14	Buffalo
O 31	aW	35-14	Wm & Mary
N 07	hW	34- 7	Villanova
N 14	aL	8-34	Florida State
N 21	nW1	20-14	VMI
		VT 199-228	

1971 (4-7)Coach: *Charlie Coffey*

S 18	hL	VT 9-20	Wake Forest
S 25	aL	16-24	Oklahoma State
O 02	hL	3-17	Florida State
O 09	aL	39-46	Tulsa
O 16	hW	41-30	Wm & Mary
O 23	hW	37-29	Ohio Univ.
O 30	aL	27-33	Kentucky

N 06	aW	6- 0	Virginia
N 13	aL	29-56	Houston
N 20	hL	8-17	Southern Miss
N 27	nW1	34- 0	VMI
		VT 249-272	

1972 (6-4-1)Coach: *Charlie Coffey*

S 16	aL	20-24	Virginia
S 23	aL	15-27	Florida State
S 30	hW	13-10	SMU
O 07	hT	27-27	Houston
O 14	hW	34-32	Oklahoma State
O 21	aW	53-21	Ohio Univ.
O 28	nL2	16-17	Wm & Mary
N 04	hW	27-14	Southern Miss
N 11	hW	45-20	South Carolina
N 18	aL	13-52	Alabama
N 25	aW	44- 9	Wake Forest
		VT 307-253	

1973 (2-9)Coach: *Charlie Coffey*

S 08	hL	24-31	Wm & Mary
S 15	aL	26-31	Kentucky
S 22	aL	10-24	West Virginia
S 29	aL	6-37	SMU
O 06	hL	24-27	South Carolina
O 12	aL	27-54	Houston
O 20	hW	27-15	Virginia
O 27	aL	6-77	Alabama
N 03	aL	16-49	Memphis State
N 10	hW	36-13	Florida State
N 17	hL	21-22	VMI
		VT 223-380	

1974 (4-7)Coach: *Jimmy Sharpe*

S 14	hL	7-38	Kentucky
S 21	aL	25-28	SMU
S 28	hL	12-49	Houston
O 05	nL2	17-22	VMI
O 12	aW	31-17	South Carolina
O 19	aL	27-28	Virginia
O 26	hW	41- 7	Richmond
N 01	aL	7-14	Miami (Fla.)
N 09	aW	34-15	Wm & Mary
N 16	aW	56-21	Florida State
N 23	hL	21-22	West Virginia
		VT 278-261	

1975 (8-3)Coach: *Jimmy Sharpe*

S 13	aL	8-27	Kentucky
S 20	aL	11-17	Kent State
S 27	hW	21- 9	Richmond
O 04	aW	23-16	Auburn
O 11	hW	13-10	Florida State
O 18	hW	24-17	Virginia
O 25	aL	7-10	West Virginia
N 01	nW4	24- 7	Wm & Mary
N 08	aW	34-28	Houston
N 15	hW	33- 0	VMI
N 22	hW	40-10	Wake Forest
		VT 238-151	

1976 (6-5)Coach: *Jimmy Sharpe*

S 04	aW	23- 6	Wake Forest
S 11	aL	0-19	Texas A&M
S 18	hW	16- 7	Southern Miss
O 02	hL	15-27	Wm & Mary
O 09	nW2	37- 7	VMI
O 16	aW	14-10	Virginia
O 23	hW	42-14	Kent State
O 30	hW	24- 7	West Virginia
N 06	hL	31-35	Tulsa
N 13	aL	0-16	Richmond
N 20	aL	21-28	Florida State
		VT 223-176	

1977 (3-7-1)Coach: *Jimmy Sharpe*

S 17	hL	VT 6-27	Texas A&M
S 24	aL	20-21	Memphis State
O 01	hL	13-31	Clemson
O 08	nW2	17- 8	Wm & Mary
O 15	hT	14-14	Virginia
O 22	aL	14-17	Richmond
O 29	aL	0-32	Kentucky
N 05	hL	21-23	Florida State
N 12	aL	14-20	West Virginia
N 19	hW	28-10	Wake Forest
N 26	hW	27- 7	VMI
		VT 174-210	

1978 (4-7)Coach: *Bill Dooley*

S 09	hL	33-35	Tulsa
S 16	aW	28- 6	Wake Forest
S 23	hL	7-18	Auburn
S 30	hW	22-19	Wm & Mary
O 07	aL	7-38	Clemson
O 14	hW	16- 3	West Virginia
O 21	aL	7-17	Virginia
O 28	aL	0-35	Alabama
N 04	hL	0-28	Kentucky
N 11	aL	14-24	Florida State
N 18	hW	28- 2	VMI
		VT 162-225	

1979 (5-6)Coach: *Bill Dooley*

S 08	aW	15-14	Louisville
S 15	hW	41-32	Appalachian St.
S 22	hW	35-14	Wm & Mary
S 29	hL	10-17	Florida State
O 06	hL	14-19	Wake Forest
O 13	hL	0-21	Clemson
O 20	hW	34- 0	Richmond
O 27	aL	7-31	Alabama
N 03	aL	23-34	West Virginia
N 10	aL	18-20	Virginia
N 17	hW	27-20	VMI
		VT 224-222	



Tech co-captains Dave Farmer (53) and Sands Woody (77) meet for the coin toss with Miami prior to the 1966 Liberty Bowl.

1980s

1980 (8-4)

Coach: Bill Dooley

S 06	aW	16- 7	Wake Forest
S 13	hW	35- 7	East Tenn. St.
S 20	hW	7- 3	Wm & Mary
S 27	hW	38- 6	James Madison
O 04	aL	10- 13	Clemson
O 11	hW	34- 7	Rhode Island
O 18	hW	30- 0	Virginia
O 25	aL	7- 18	Richmond
N 01	hW	34- 11	West Virginia
N 08	aL	7- 31	Florida State
N 15	nW4	21- 6	VMI
VT 239-109			

Peach Bowl

(Jan. 2, 1981 at Atlanta, Ga.)

nL	VT 10- 20	Miami (Fla.)
----	-----------	--------------

1981 (7-4)

Coach: Bill Dooley

S 12	hW	28- 12	Richmond
S 19	hW	47- 3	Wm & Mary
S 26	hW	30- 14	Wake Forest
O 03	hW	17- 13	Memphis State
O 10	aL	7- 14	Duke
O 17	aL	6- 27	West Virginia
O 24	hW	34- 12	Appalachian St.
O 31	aW	29- 3	Kentucky
N 14	aL	14- 21	Miami (Fla.)
N 21	hL	0- 6	VMI
N 28	aW	20- 3	Virginia
VT 232-128			

1982 (7-4)

Coach: Bill Dooley

S 04	aW	20- 9	Richmond
S 18	hL	8- 14	Miami (Fla.)
S 25	hW	47- 3	Wm & Mary
O 02	hL	10- 13	Wake Forest
O 09	aW	22- 21	Duke
O 16	hL	6- 16	West Virginia
O 23	hW	34- 0	Appalachian St.
O 30	hW	29- 3	Kentucky
N 13	aL	0- 45	Vanderbilt
N 20	nW4	14- 3	VMI
N 25	hW	21- 14	Virginia
VT 211-141			

1983 (9-2)

Coach: Bill Dooley

S 10	hL	6- 13	Wake Forest
S 17	aW	17- 10	Memphis State
S 24	hW	28- 0	VMI
O 01	hW	31- 0	Louisville
O 08	hW	27- 14	Duke
O 15	aL	0- 13	West Virginia
O 22	hW	38- 0	Richmond
O 29	hW	59- 21	Wm & Mary
N 05	aW	26- 10	Tulane
N 12	hW	21- 10	Vanderbilt
N 19	aW	48- 0	Virginia
VT 301- 91			

1984 (8-4)

Coach: Bill Dooley

S 08	aW	21- 20	Wake Forest
S 15	hL	7- 14	West Virginia
S 22	hW	21- 13	Richmond
S 29	hL	23- 26	Virginia
O 06	nW4	54- 7	VMI
O 13	hW	27- 0	Duke
O 20	hW	38- 14	Wm & Mary
O 27	aW	9- 7	Temple
N 03	hW	13- 6	Tulane
N 10	aL	10- 17	Clemson
N 17	aW	23- 3	Vanderbilt
VT 246-127			

Independence Bowl

(Dec. 15, 1984 at Shreveport, La.)

nL	VT 7- 23	Air Force
----	----------	-----------

1985 (6-5)

Coach: Bill Dooley

A 31	aL	14- 31	Cincinnati
S 07	hL	14- 24	Richmond
S 14	hL	17- 20	Clemson
S 28	hW	24- 14	Syracuse
O 05	aL	9- 24	West Virginia
O 12	hW	40- 10	Wm & Mary
O 19	aW	28- 10	Virginia
O 26	aL	18- 35	Florida
N 02	hW	31- 10	Memphis State
N 09	hW	41- 17	Louisville
N 16	aW	38- 24	Vanderbilt
VT 274-219			

1986 (10-1-1)*

Coach: Bill Dooley

S 06	hL	20- 24	Cincinnati
S 13	aW	20- 14	Clemson
S 20	aW	26- 17	Syracuse
S 27	hW	37- 10	East Tenn. St.
O 04	hW	13- 7	West Virginia
O 11	hT	27- 27	South Carolina
O 18	Fn4	13- 29	Temple
O 25	hW	42- 10	Virginia
N 01	hW	17- 15	Kentucky
N 08	aW	17- 10	Richmond
N 15	hW	29- 21	Vanderbilt
VT 261-184			

New Peach Bowl

(Dec. 31, 1986 at Atlanta, Ga.)

nW	VT 25- 24	N.C. State
----	-----------	------------

*Temple forfeited game because of an ineligible player.

1987 (2-9)

Coach: Frank Beamer

S 12	hL	10- 22	Clemson
S 19	aL	13- 14	Virginia
S 26	hL	21- 35	Syracuse
O 03	hW	31- 11	Navy
O 10	aL	10- 40	South Carolina
O 17	hL	23- 32	East Carolina
O 24	aL	38- 57	Tulane
O 31	aL	7- 14	Kentucky
N 07	aL	16- 28	West Virginia
N 14	aL	13- 27	Miami (Fla.)
N 21	hW	21- 20	Cincinnati
VT 203-300			

1988 (3-8)

Coach: Frank Beamer

S 03	aL	7- 40	Clemson
S 10	hW	27- 16	East Carolina
S 17	aL	13- 35	Southern Miss
S 24	aL	0- 35	Syracuse
O 01	hL	10- 22	West Virginia
O 08	hL	24- 26	South Carolina
O 15	aW	41- 14	Cincinnati
O 29	hL	10- 16	Virginia
N 05	aL	3- 13	Louisville
N 12	aL	14- 41	Florida State
N 19	hW	27- 6	James Madison
VT 176-264			

1989 (6-4-1)

Coach: Frank Beamer

S 02	hW	29- 3	Akron
S 09	aT	17- 17	South Carolina
S 16	hL	7- 27	Clemson
S 23	hW	23- 0	Temple
O 07	aW	12- 10	West Virginia
O 14	hL	7- 41	Florida State
O 21	aL	10- 14	East Carolina
O 28	hW	30- 13	Tulane
N 04	hW	18- 0	Vanderbilt
N 11	aL	25- 32	Virginia
N 18	aW	25- 23	N.C. State
VT 203-180			

1990s

1990 (6-5)

Coach: Frank Beamer

S 01	aL	13- 20	Maryland
S 08	hW	21- 7	Bowling Green
S 15	aW	24- 23	East Carolina
S 22	hL	24- 35	South Carolina
S 29	aL	28- 39	Florida State
O 06	hW	26- 21	West Virginia
O 20	aL	28- 31	Temple
O 27	hW	20- 16	Southern Miss
N 03	hW	20- 16	N.C. State
N 10	aL	3- 6	Georgia Tech
N 24	hW	38- 13	Virginia
VT 245-227			

1991 (5-6)

Coach: Frank Beamer

A 31	hW	41- 12	James Madison
S 07	aL	0- 7	N.C. State
S 21	aL	21- 28	South Carolina
S 28	aL	17- 27	Oklahoma
O 05	aW	20- 14	West Virginia
O 12	nL20	20- 33	Florida State
O 19	hW	56- 9	Cincinnati
O 26	hW	41- 13	Louisville
N 09	hW	42- 24	Akron
N 16	hL	17- 24	East Carolina
N 23	aL	0- 38	Virginia
VT 275-229			

1992 (2-8-1)

Coach: Frank Beamer

S 05	hW	49- 20	James Madison
S 12	aL	27- 30	East Carolina
S 19	aW	26- 7	Temple
S 26	hL	7- 16	West Virginia
O 10	aL	17- 21	Louisville
O 17	hT	13- 13	N.C. State
O 24	hL	23- 43	Miami (Fla.)
O 31	aL	49- 50	Rutgers
N 07	aL	9- 28	Syracuse
N 14	hL	12- 13	Southern Miss
N 21	hL	38- 41	Virginia
VT 270-282			

1993 (9-3)

Coach: Frank Beamer

S 04	hW	33- 16	Bowling Green
S 11	aW	63- 21	Pittsburgh
S 18	aL	2- 21	Miami (Fla.)
S 25	hW	55- 28	Maryland
O 02	aL	13- 14	West Virginia
O 16	hW	55- 7	Temple
O 23	hW	49- 42	Rutgers
O 30	hW	31- 12	East Carolina
N 06	aL	34- 48	Boston College
N 13	hW	45- 24	Syracuse
N 20	aW	20- 17	Virginia
VT 400-250			

Independence Bowl

(Dec. 31, 1993 at Shreveport, La.)

nW	VT 45- 20	Indiana
----	-----------	---------

1994 (8-4)

Coach: Frank Beamer

S 03	hW	34- 7	Arkansas State
S 10	aW	24- 14	Southern Miss
S 17	aW	12- 7	Boston College
S 22	hW	34- 6	West Virginia
O 01	aL	20- 28	Syracuse
O 08	hW	41- 13	Temple
O 15	aW	27- 20	East Carolina
O 22	hW	45- 7	Pittsburgh
O 29	aL	3- 24	Miami (Fla.)
N 12	hW	41- 34	Rutgers
N 19	hL	23- 42	Virginia
VT 304-202			

Gator Bowl

(Dec. 30, 1994 at Gainesville, Fla.)

nL	VT 23- 45	Tennessee
----	-----------	-----------

1995 (10-2)

Coach: Frank Beamer

S 07	hL	14- 20	Boston College
S 16	hL	0- 16	Cincinnati
S 23	hW	13- 7	Miami (Fla.)
S 30	aW	26- 16	Pittsburgh
O 07	aW	14- 0	Navy
O 14	hW	77- 27	Akron
O 21	aW	45- 17	Rutgers
O 28	aW	27- 0	West Virginia
N 04	hW	31- 7	Syracuse
N 11	nW18	38- 16	Temple
N 18	aW	36- 29	Virginia
VT 321-155			

Sugar Bowl

(Dec. 31, 1995 at New Orleans, La.)

nW	VT 28- 10	Texas
----	-----------	-------



Chris Kinzer's last-second field goal lifted the Hokies over N.C. State 25-24 in the 1986 Peach Bowl for Tech's first bowl victory.



Michael Vick led the Hokies to an 11-0 regular season in 1999 and a berth in the national championship game 2000 Sugar Bowl.

1996 (10-2)

Coach: Frank Beamer

S 07	aW	21-18	Akron
S 14	aW	45-7	Boston College
S 21	hW	30-14	Rutgers
S 28	aL	21-52	Syracuse
O 12	hW	38-0	Temple
O 26	hW	34-17	Pittsburgh
N 02	hW	47-16	SW Louisiana
N 09	hW	35-14	East Carolina
N 16	aW	21-7	Miami (Fla.)
N 23	hW	31-14	West Virginia
N 29	hW	26-9	Virginia
VT 349-168			

Orange Bowl

(Dec. 31, 1996 at Miami, Fla.)

nL	VT 21-41	Nebraska
----	----------	----------

1997 (7-5)

Coach: Frank Beamer

A 30	aW	59-19	Rutgers
S 13	hW	31-3	Syracuse
S 20	aW	23-13	Temple
S 27	hW	50-0	Arkansas State
O 04	hL	17-24	Miami (Ohio)
O 11	hW	17-7	Boston College
O 25	aL	17-30	West Virginia
N 01	hW	37-0	UAB
N 08	hW	27-25	Miami (Fla.)
N 22	aL	23-30	Pittsburgh
N 28	aL	20-34	Virginia
VT 321-185			

Gator Bowl

(Jan. 1, 1998 at Jacksonville, Fla.)

nL	VT 3-42	North Carolina
----	---------	----------------

1998 (9-3)

Coach: Frank Beamer

S 05	hW	38-3	East Carolina
S 12	aW	37-0	Clemson
S 19	aW	27-20	Miami (Fla.) (OT)
S 26	hW	27-7	Pittsburgh
O 08	aW	17-0	Boston College
O 17	hL	24-28	Temple
O 24	aW	41-0	UAB
O 31	hW	27-13	West Virginia
N 14	aL	26-28	Syracuse
N 21	hW	47-7	Rutgers
N 28	hL	32-36	Virginia
VT 343-142			

Music City Bowl

(Dec. 29, 1998 at Nashville, Tenn.)

nW	VT 38-7	Alabama
----	---------	---------

1999 (11-1)

Coach: Frank Beamer

S 04	hW	47-0	James Madison
S 11	hW	31-10	UAB
S 23	hW	31-11	Clemson
O 02	aW	31-7	Virginia
O 09	aW	58-20	Rutgers

O 16	hW	62-0	Syracuse
O 30	aW	30-17	Pittsburgh
N 06	aW	22-20	West Virginia
N 13	hW	43-10	Miami (Fla.)
N 20	aW	62-7	Temple
N 26	hW	38-14	Boston College
VT 455-116			

Sugar Bowl

(Jan. 4, 2000 at New Orleans, La.)

nL	VT 29-46	Florida State
----	----------	---------------

2000s

2000 (11-1)

Coach: Frank Beamer

S 02	hW	52-23	Akron
S 07	aW	45-28	East Carolina
S 16	hW	49-0	Rutgers
S 30	aW	48-34	Boston College
O 07	hW	35-13	Temple
O 12	hW	48-20	West Virginia
O 21	aW	22-14	Syracuse
O 28	hW	37-34	Pittsburgh
N 04	aL	21-41	Miami
N 11	aW	44-21	UCF
N 25	hW	42-21	Virginia
VT 443-249			

Gator Bowl

(January 1, 2001 at Jacksonville, Fla.)

nW	VT 41-20	Clemson
----	----------	---------

2001 (8-4)

Coach: Frank Beamer

S 01	hW	52-10	Connecticut
S 08	hW	31-0	Western Michigan
S 22	aW	50-0	Rutgers
S 29	hW	46-14	UCF
O 06	aW	35-0	West Virginia
O 13	hW	34-20	Boston College
O 27	hL	14-22	Syracuse
N 03	aL	7-38	Pittsburgh
N 11	aW	35-0	Temple
N 17	aW	31-17	Virginia
D 01	hL	24-26	Miami
VT 359-147			

Gator Bowl

(Jan. 1, 2002 at Jacksonville, Fla.)

nL	VT 17-30	Florida State
----	----------	---------------

2002 (10-4)

Coach: Frank Beamer

A25	hW	63-7	Arkansas State
S01	hW	26-8	LSU
S12	hW	47-21	Marshall
S21	aW	13-3	Texas A&M
S28	aW	30-0	Western Michigan
O10	aW	28-23	Boston College
O19	hW	35-14	Rutgers
O26	hW	20-10	Temple
N02	hL	21-28	Pittsburgh
N09	aL	42-50	Syracuse (30T)

N20	hL	18-21	West Virginia
N30	hW	21-9	Virginia
D07	aL	45-56	Miami

San Francisco Bowl

(Dec. 31, 2002 at San Francisco, Calif.)

nW	VT 20-13	Air Force
VT 429-263		

2003 (8-5)

Coach: Frank Beamer

A31	hW	49-28	UCF
S06	hW	43-0	James Madison
S18	hW	35-19	Texas A&M
S27	hW	47-13	Connecticut
004	aW	48-22	Rutgers
O11	hW	51-7	Syracuse
O22	aL	7-28	West Virginia
N01	hW	31-7	Miami
N08	aL	28-31	Pittsburgh
N15	aW	24-23	Temple (OT)
N22	hL	27-34	Boston College
N29	aL	21-35	Virginia

Insight Bowl

(Dec. 26, 2003 at Phoenix, Ariz.)

nL	VT 49-52	California
VT 460-299		

2004 (10-3)

Coach: Frank Beamer

A28	nL	13-24	Southern Cal
S11	hW	63-0	Western Michigan
S18	hW	41-17	Duke
S25	hL	16-17	N.C. State
O02	hW	19-13	West Virginia
O09	aW	17-10	Wake Forest
O16	hW	62-0	Florida A&M
O28	aW	34-20	Georgia Tech

N06	aW	27-24	North Carolina
N18	hW	55-6	Maryland
N27	hW	24-10	Virginia
D04	aW	16-10	Miami

Sugar Bowl

(Jan. 3, 2005 at New Orleans, La.)

nL	VT 13-16	Auburn
VT 400-167		

**All-Time Results
Neutral Sites**

1. Roanoke
2. Richmond
3. Lynchburg
4. Norfolk
5. Winston-Salem, N.C.
6. Bluefield, W. Va.
7. Bedford
8. Staunton
9. Charlotte, N.C.
10. Danville
11. Knoxville, Tenn.
12. Columbia, S.C.
13. Huntington, W. Va.
14. Birmingham, Ala.
15. Greensboro, N.C.
16. Charleston, W. Va.
17. Louisville, Ky.
18. Washington, D.C.
19. Raleigh, N.C.
20. Orlando, Fla.
21. Portsmouth
22. Alexandria
23. Baltimore, Md.

VIRGINIA TECH COACHING RECORDS

(Listed in order of number of victories)

Name	Seasons	W	L	T	Pct.	Years
Frank Beamer	18	135	77	2	.636	1987-
Bill Dooley	9	†64	37	1	.632	1978-86
Jerry Claiborne	10	61	39	2	.608	1961-70
Frank Moseley	10	54	42	4	.560	1951-60
H.B. Redd	9	43	37	8	.534	1932-40
Branch Bocock	6	34	14	2	.680	1909-10; 1912-15
Ben Cabbage	5	30	12	6	.688	1921-25
Andy Gustafson	4	22	13	1	.625	1926-29
Jimmy Sharpe	4	21	22	1	.489	1974-77
Charles Bernier	3	18	6	1	.740	1917-19
C.P. Miles	2	14	3	2	.737	1905-06
James Kitts	3	13	13	3	.500	1941; 1946-47
Charlie Coffey	3	12	20	1	.379	1971-73
A.C. Jones	2	9	4	1	.679	1895-96
H.M. McEver §	2	9	8	1	.528	1942, '45
O.E. Neale	2	8	7	3	.528	1930-31
C.R. Williams	1	7	2	0	.778	1907
Jack Ingersell	1	7	2	0	.778	1916
A.B. Morrison, Jr.	1	6	1	0	.857	1901
L.W. Reiss	1	6	1	2	.778	1911
C.A. Lueder	1	5	1	0	.833	1903
Charles Firth	1	5	2	0	.714	1897
John C. O'Conner	1	5	3	0	.625	1904
R.M. Brown	1	5	4	0	.556	1908
J.A. Massie	1	4	1	0	.800	1894
James Morrison	1	4	1	0	.800	1899
Stanley Sutton	1	4	6	0	.400	1920
J.L. Ingles	1	3	2	0	.600	1898
R.R. Brown	1	3	2	1	.583	1902
Dr. Davis	1	3	3	1	.500	1900
E.A. Smyth	2	1	3	0	.250	1892-93
Robert McNeish	3	1	25	3	.086	1948-50

† Includes a forfeit by Temple during the 1986 season.

§ Shared head coaching duties with S.D. Tilson in 1942 when team finished 7-2-1.

Tech vs. Teams in the AP Poll

Date	VT Rank	Opponent	Rank	W/L	Score
10/26/46	-	N.C. State	12	hW	14-6
10/18/47	-	Army	7	hL	19-21
10/23/48	-	Duke	16	nL	0-7
10/30/48	-	Army	5	aL	7-49
10/4/52	-	Virginia	16	nL	0-42
10/11/52	-	Alabama	18	aL	0-33
11/07/53	-	West Virginia	7	nL	7-12
9/29/56	-	N.C. State	20	nW	35-6
11/3/56	15	Clemson	13	aL	6-21
11/16/57	-	N.C. State	19	nL	0-12
11/28/57	-	VMI	17	nL	6-14
10/1/60	-	Clemson	7	aL	7-13
10/24/64	-	Florida State	10	hW	20-11
12/10/66	-	Miami	9	nL	7-14
9/21/68	-	Alabama	7	nL	7-14
10/18/68	-	Miami	12	aL	8-13
11/2/68	-	Florida State	18	aW	40-22
9/20/69	-	Alabama	15	hL	13-17
11/13/71	-	Houston	18	aL	29-56
9/23/72	-	Florida State	17	aL	15-27
10/14/72	-	Oklahoma State	19	hW	34-32
11/18/72	-	Alabama	2	aL	13-52
10/12/73	-	Houston	14	aL	27-54
10/27/73	-	Alabama	2	aL	6-77
9/11/76	-	Texas A&M	14	aL	0-19
9/17/77	-	Texas A&M	7	hL	6-27
10/29/77	-	Kentucky	7	aL	0-32
11/5/77	-	Florida State	15	hL	21-23
10/28/78	-	Alabama	3	aL	0-35
9/29/79	-	Florida State	12	hL	10-17
10/27/79	-	Alabama	1	aL	7-31
11/8/80	-	Florida State	3	aL	7-31
1/2/81	-	Miami	20	nL	10-20
11/14/81	-	Miami	12	aL	14-21
9/18/82	-	Miami	15	hL	8-14
10/16/82	-	West Virginia	13	hL	6-16
10/15/83	-	West Virginia	4	aL	0-13
10/26/85	-	Florida	2	aL	18-35
12/31/86	-	N.C. State	18	nW	25-24
9/12/87	-	Clemson	10	hL	10-22
11/14/87	-	Miami	3	aL	13-27
9/3/88	-	Clemson	4	aL	7-40
10/1/88	-	West Virginia	7	hL	10-22
10/8/88	-	South Carolina	8	hL	24-26



Hokie fans storm the field in celebration of Virginia Tech's 31-7 win over No. 2 Miami in 2003.

Date	VT Rank	Opponent	Rank	W/L	Score
11/12/88	-	Florida State	5	aL	14-41
9/16/89	-	Clemson	7	hL	7-27
10/7/89	-	West Virginia	9	aW	12-10
10/14/89	-	Florida State	19	hL	7-41
11/11/89	-	Virginia	18	aL	25-32
9/29/90	-	Florida State	2	aL	28-39
11/10/90	-	Georgia Tech	7	aL	3-6
11/24/90	-	Virginia	17	hW	38-13
9/28/91	-	Oklahoma	6	aL	17-27
10/12/91	-	Florida State	1	nL	20-33
11/16/91	-	East Carolina	14	hL	17-24
11/23/91	-	Virginia	20	aL	0-38
10/17/92	-	N.C. State	21	hT	13-13

Date	VT Rank	Opponent	Rank	W/L	Score
10/24/92	-	Miami	1	hL	23-43
11/7/92	-	Syracuse	10	aL	9-28
9/18/93	-	Miami	3	aL	2-21
10/2/93	-	West Virginia	25	aL	13-14
11/20/93	25	Virginia	23	aW	20-17
12/31/93	22	Indiana	21	nW	45-20
10/29/94	13	Miami	6	aL	3-24
11/19/94	14	Virginia	16	hL	23-45
9/23/95	-	Miami	17	hW	13-7
11/4/95	-	Syracuse	20	hW	31-7
11/18/95	20	Virginia	13	aW	36-29
12/31/95	13	Texas	9	nW	28-10
11/16/96	21	Miami	18	aW	21-7
11/23/96	17	West Virginia	23	hW	31-14
11/29/96	17	Virginia	20	hW	26-9
12/31/96	10	Nebraska	6	nL	21-41
10/25/97	19	West Virginia	21	aL	17-30
1/1/98	-	North Carolina	7	nL	3-42
10/31/98	20	West Virginia	21	hW	27-13
11/28/98	20	Virginia	16	hL	32-36
10/2/99	8	Virginia	24	aW	31-7
10/16/99	4	Syracuse	16	hW	62-0
11/13/99	2	Miami	19	hW	43-10
11/26/99	2	Boston College	22	hW	38-14
1/4/00	2	Florida State	1	nL	29-46
11/4/00	2	Miami	3	aL	21-41
1/1/01	6	Clemson	16	nW	41-20
12/1/01	14	Miami	1	hL	24-26
1/1/02	15	Florida State	24	nL	17-30
9/1/02	16	LSU	14	hW	26-9
9/12/02	11	Marshall	16	hW	47-21
9/21/02	7	Texas A&M	19	aW	13-3
12/7/02	18	Miami	1	aL	45-56
11/1/03	10	Miami	2	hW	31-7
11/8/03	5	Pittsburgh	25	aL	28-31
8/28/04	-	Southern Cal	1	nL	13-24
10/2/04	-	West Virginia	6	hW	19-13
11/27/04	11	Virginia	16	hW	24-10
12/4/04	10	Miami	9	aW	16-10
1/3/05	9	Auburn	3	nL	13-16

Miscellaneous Rankings Information

Virginia Tech's first ranking in the AP poll.....	Oct. 4, 1954 — #19
Longest consecutive-poll streak	84 — Jan. 5, 1999 (final postseason) through Nov. 23, 2003
Highest regular season ranking	#2 — During the 1999 and 2000 seasons
Highest final ranking	#2 after the 1999 season
First game against a ranked opponent.....	Oct. 26, 1946 vs. #12 N.C. State W, 14-6 at Blacksburg, Va.
First game between two ranked teams.....	Nov. 3, 1956 — #15 Virginia Tech vs. #13 Clemson L, 21-6 at Clemson, S.C.
Highest ranked opponent defeated	#2 Miami on Nov. 1, 2003 W, 31-7 at Blacksburg, Va.
Virginia Tech has faced #1 seven times.....	Oct. 27, 1979 vs. Alabama — L, 31-7 at Tuscaloosa, Ala. Oct. 12, 1991 vs. Florida State — L, 33-20 at Orlando, Fla. Oct. 24, 1992 vs. Miami — L, 43-23 at Blacksburg, Va. Jan. 4, 2000 vs. Florida State — L, 46-29 at New Orleans, La. Dec. 1, 2001 vs. Miami — L, 26-24 at Blacksburg, Va. Dec. 7, 2002 vs. Miami — L, 56-45 at Miami, Fla. Aug. 28, 2004 vs. Southern Cal — L, 24-13 at Landover, Md.

The Hokies vs. All Opponents

All-time record: 616-413-46 (1,075 games, 111 seasons)

(2005 opponents in **bold**)

	Times			Series			Last Meeting			W	L	T			
	Met	Began	Year	Score	W	L	T	Met	Began				Year	Score	W
Air Force	2	1984	2002	20-13	1	1	0	Marshall	8	1913	2002	47-21	6	2	0
Akron	5	1989	2000	52-23	5	0	0	Maryland	27	1919	2004	55-6	12	15	0
Alabama	11	1932	1998	38-7	1	10	0	Maryland-Baltimore	4	1897	1911	12-0	2	2	0
Alabama-Birmingham	3	1997	1999	31-10	3	0	0	Maryville College	1	1896	1896	52-0	1	0	0
Allegheny Institute	1	1896	1896	20-0	1	0	0	Medical College of Va.	1	1912	1912	0-10	0	1	0
Appalachian State	3	1979	1982	34-0	3	0	0	Memphis State	6	1970	1985	31-10	3	3	0
Arkansas State	3	1994	2002	63-7	3	0	0	Miami, Fla.	22	1953	2004	16-10	7	15	0
Army	6	1905	1962	12-20	1	5	0	Miami, Ohio	1	1997	1997	17-24	0	1	0
Auburn	5	1924	2004	13-16	1	3	1	Mississippi	2	1913	1969	17-34	1	1	0
Bellevue	1	1898	1898	29-0	1	0	0	Morris-Harvey	3	1911	1921	54-7	3	0	0
Belmont Athletic Club	1	1918	1918	30-0	1	0	0	Nashville	1	1904	1904	32-0	1	0	0
Boston College	11	1993	2003	27-34	8	3	0	Navy	10	1903	1995	14-0	3	7	0
Bowling Green	2	1990	1993	33-16	2	0	0	Nebraska	1	1996	1996	21-41	0	1	0
Bucknell	1	1906	1906	0-10	0	1	0	North Carolina	28	1895	2004	27-24	13	9	6
Buffalo	2	1969	1970	31-14	2	0	0	North Carolina State	45	1900	2004	16-17	23	18	4
California	1	2003	2003	49-52	0	1	0	Ohio	2	1971	1972	53-21	2	0	0
Camp Humphreys	1	1918	1918	33-6	1	0	0	Oklahoma	1	1991	1991	17-27	0	1	0
Catawba	3	1940	1942	28-14	3	0	0	Oklahoma State	2	1971	1972	34-32	1	1	0
Catholic University	1	1922	1922	73-0	1	0	0	Pennsylvania	2	1929	1955	33-0	1	1	0
Central Florida	3	2000	2003	49-28	3	0	0	Pittsburgh	11	1993	2003	28-31	7	4	0
Centre	5	1920	1940	10-6	2	3	0	Princeton	3	1908	1912	0-31	0	3	0
Chattanooga	1	1927	1927	13-14	0	1	0	Quantico Marines	2	1949	1950	21-61	0	2	0
Cincinnati	7	1946	1995	0-16	3	4	0	Randolph-Macon	4	1893	1939	26-0	3	1	0
Citadel	2	1952	1953	22-0	2	0	0	Rhode Island	1	1980	1980	34-7	1	0	0
Clemson	28	1900	2001	41-20	10	17	1	Richmond	51	1897	1986	17-10	37	10	4
Colgate	2	1927	1928	14-35	1	1	0	Roanoke College	28	1894	1937	27-7	26	0	2
Connecticut	2	2001	2003	47-13	2	0	0	Roanoke YMCA	1	1895	1895	16-2	1	0	0
Cornell	1	1915	1915	0-45	0	1	0	Rutgers	14	1920	2003	48-22	11	3	0
Cumberland	1	1905	1905	12-0	1	0	0	Saint Albans	9	1893	1903	29-0	8	1	0
Dartmouth	1	1926	1926	0-21	0	1	0	SMU	3	1972	1974	25-28	1	2	0
Davidson	14	1903	1960	7-9	10	3	1	South Carolina	20	1905	1991	21-28	7	11	2
Duke	12	1937	2004	41-17	5	7	0	Southern California	1	2004	2004	13-24	0	1	0
East Carolina	12	1956	2000	45-28	8	4	0	Southern Mississippi	8	1958	1994	24-14	4	4	0
East Tennessee State	2	1980	1986	37-10	2	0	0	Southwestern Louisiana	1	1996	1996	47-16	1	0	0
Emory & Henry	6	1893	1938	33-0	5	1	0	Syracuse	17	1964	2003	51-7	8	9	0
Florida	2	1934	1985	18-35	0	2	0	Tampa	2	1964	1967	13-3	2	0	0
Florida A&M	1	2004	2004	62-0	1	0	0	Temple	17	1934	2003	24-23(OT)	14	3	0
Florida State	31	1955	2002	17-30	10	20	1	Tennessee	7	1896	1994	23-45	2	5	0
Furman	4	1939	1947	20-6	4	0	0	Texas	1	1995	1995	28-10	1	0	0
Gallaudet	1	1905	1905	56-0	1	0	0	Texas A&M	4	1976	2003	35-19	2	2	0
George Washington	19	1907	1966	49-0	11	8	0	Third Corps Area	1	1923	1923	17-21	0	1	0
Georgetown	8	1901	1941	3-0	4	4	0	Tulane	9	1956	1989	30-13	5	4	0
Georgia	2	1931	1932	7-6	1	1	0	Tulsa	4	1970	1978	33-35	1	3	0
Georgia Tech	2	1990	2004	34-20	1	1	0	Vanderbilt	9	1930	1989	18-0	6	3	0
Guilford	1	1898	1898	17-0	1	0	0	Villanova	5	1957	1970	34-7	5	0	0
Hampden-Sydney	24	1896	1937	31-0	24	0	0	Virginia	86	1895	2004	24-10	44	37	5
Houston	5	1971	1975	34-28	1	3	1	VMI	79	1894	1984	54-7	49	25	5
Indiana	1	1993	1993	45-20	1	0	0	VPI Stars	1	1913	1913	20-12	1	0	0
James Madison	6	1980	2003	43-0	6	0	0	Wake Forest	33	1916	2004	17-10	21	11	1
Kansas State	2	1967	1968	19-34	1	1	0	Washington & Lee	48	1895	1953	32-12	23	20	5
Kent State	2	1975	1976	42-14	1	1	0	Waynesburg	1	1954	1954	20-6	1	0	0
Kentucky	19	1926	1987	7-14	6	11	2	West Texas State	2	1958	1959	26-21	2	0	0
King College	6	1897	1931	33-0	6	0	0	West Virginia Wesleyan	1	1914	1914	0-13	0	1	0
Louisiana State	1	2002	2002	26-8	1	0	0	West Virginia	50	1912	2004	19-13	21	28	1
Louisville	6	1979	1992	17-21	4	2	0	Western Maryland	2	1910	1912	44-0	2	0	0
Lynchburg College	1	1925	1925	10-0	1	0	0	Western Michigan	3	2001	2004	63-0	3	0	0
								William & Mary	61	1904	1985	40-10	39	18	4
								Yale	2	1911	1916	0-19	0	2	0

Virginia Tech's Bowl History

An appearance in the national championship game highlights 12 straight bowl berths for the Hokies

Virginia Tech, which is one of just five teams in the nation currently to have gone to 12 consecutive bowl games, has a rich bowl history, including four Bowl Championship Series games and a national championship contest in the past 10 seasons.

The Virginia Tech bowl tradition dates back to 1947 when the Hokies appeared in the Sun Bowl. Over the last 58 years, approximately 900,000 people have watched Tech in 18 bowl games, in 11 different stadiums and in seven states. The closest distance Tech traveled for a bowl game has been Nashville, Tenn., which is 441 miles, while in 2003 the Hokies traveled to San Francisco for their farthest game, 2,440 miles away.

The first bowl bid that Tech received followed the 1946 season, when the Hokies played Cincinnati in the Sun Bowl at El Paso, Texas. An early snow covered Blacksburg that year and threatened to end all football practices. Bulldozers and snowplows were used to clear a practice area on the Drillfield and the Hokies got in their bowl preparations. The Tech team encountered more snowy weather when it reached El Paso. The Cincinnati team handled the weather and the Hokies, winning 18-6.

It was not until 1966 that Tech received another bowl bid. This time, the Hokies were chosen to participate in the Liberty Bowl in Memphis, Tenn., against Miami (Fla.). The Hokies were 8-1-1 entering the contest and were led by All-American defensive back Frank Loria.

Miami, ranked ninth nationally, won 14-7, in a hard-hitting defensive struggle. The Hokies scored first on a 2-yard plunge by Tommy Francisco. But the Miami defense held Tech to only one first down in the last three quarters.

Tech returned to the Liberty Bowl two years later in 1968, and squared off against Mississippi. The Hokies were 7-3 after a rocky 2-3 start and were led by another defensive All-American, linebacker



Michael Vick put on quite a show on a grand stage at the 2000 Nokia Sugar Bowl National Championship game.

Mike Widger. Ole Miss had a quarterback by the name of Archie Manning and he sparked the Rebels to a 34-17 victory after Tech had taken a 17-0 first-quarter lead.

A member of Tech's 1966 and '68 bowl teams was none other than current head coach Frank Beamer, who was a starting defensive back. He was credited with three tackles in the 1968 game.

Tech next went bowling against Miami, following the 1980 season, and lost 20-10 in a hard-fought Peach Bowl contest. That Hokie team sported an 8-3 record and featured one of the finest defensive units in college football.

Tech tailback Cyrus Lawrence emerged as one of the biggest stars of the game. He rushed for 134 yards and scored the lone Hokie touchdown. Ashley Lee, then a freshman linebacker, had 15 tackles for the Techmen.

In Tech's first trip to the Independence Bowl in 1984, Outland Trophy winner Bruce Smith led Tech against the Air Force Falcons. Tech's powerful defensive unit held Air Force to only three first downs in the first half, but the Falcons got rolling in the second half. Quarterback Bart Weiss,

named the game's Most Valuable Player, was the ringleader as Air Force won the battle, 23-7.

Who will ever forget The Kick? It ended perhaps the most stirring bowl game of the 1986 season as Virginia Tech's Chris Kinzer booted a 40-yard field goal to vault the Hokies past North Carolina State in the New Peach Bowl. The 25-24 victory came with no time showing on the clock and provided Tech with one of its top moments in football history.

The winning drive started with 1:53 remaining in the game. Tech covered 57 yards in 11 plays to move to the State 23-yard line. In the drive, Tech converted a crucial fourth-and-three to move to the N.C. State 28-yard line with 15 seconds remaining. Tech was whistled for holding on the next play, which forced the Hokies to try for a game-winning touchdown pass. Tech wingback David Everett was interfered with by a Wolfpack defender at the goal line and that set up the big moment for Kinzer.

Almost as dynamic was Tech's 45-20 win over Indiana of the Big Ten Conference in the 1993 Independence Bowl game.

The last minute of the first half of the Independence Bowl

will be most remembered for its unbelievable action-packed ending. Virginia Tech was leading Indiana, 14-13, with only 35 seconds left until halftime. Indiana had the ball on the Tech 49-yard line, when DeWayne Knight exploded through the IU offensive line to cause a fumble. J.C. Price had his hands on the ball but could not control it. That is when Lawrence Lewis got "the world's greatest bounce," returning the loose ball 20 yards for a touchdown to give Tech a 21-13 lead over the Hoosiers.

The Hokies, however, were not finished with their dramatics. Tech's Jeff Holland blocked a Hoosiers' field goal try with no time left in the first half and Antonio Banks settled under the ball and raced 80 yards for a score to give the Hokies a 28-13 halftime lead.

At the end of the 1994 season, the Hokies fell to a tough Tennessee team, 45-23, in a transplanted Gator Bowl contest at Florida Field in Gainesville.

The high-powered Volunteer offense totaled 495 yards in the affair behind another Manning, this time Archie's son Peyton, and highly-touted tailback James (Little Man) Stewart. Stewart, Tennessee's all-time leading rusher, ran for three touchdowns and threw for another score en route to earning the game's Most Valuable Player award.

Tech's Dwayne Thomas would not be outdone, dazzling the 62,200 fans in attendance by rushing 19 times for 102 yards and one touchdown. Thomas had a 1-yard burst for a score in the second quarter and rambled 27 yards to set up Maurice DeShazo's 7-yard touchdown run in the third quarter.

Tech's 28-10 Nokia Sugar Bowl victory over Texas in 1995 stands alone as the Hokies' biggest win in football postseason play. But the Techmen postalways seem to find a way to create a special brand of excitement anytime they line up in a bowl game.

The 1995 Sugar Bowl was special, indeed. It was, at the

time, the most prestigious bowl appearance ever for the Hokies and they made the most of it. Tech overcame a 10-point deficit to beat Texas and score one of the most stirring victories in the school's athletic history.

The momentum changed dramatically when game MVP Bryan Still returned a punt 60 yards for a Tech touchdown with 2:34 left in the first half.

Tech gained a lead in the third quarter (14-10) on a 1-yard plunge by Marcus Parker. Then Still got back into the act. He hauled in a 54-yard touchdown pass from quarterback Jim Druckenmiller on a play that spelled doom for the Longhorns.

It was Tech's defense that accounted for the team's final touchdown with 5:06 left in the game. All-American Cornell Brown picked up his second sack of the game, causing a fumble. Tackle Jim Baron scooped up the ball and ran 20 yards to score.

In 1996, the Hokies played Nebraska in another Alliance bowl, the FedEx Orange Bowl. That game, too, was a pressure cooker from start to finish. Nebraska won, 41-21, but led by only three points at 24-21 late in the third quarter.

The Hokies made their second trip to the Gator Bowl following the 1997 season to face North Carolina.

The Tar Heels impressed a crowd of 54,116 at Alltel Stadium by passing for 318 yards and grinding out 124 on the ground on the way to a 42-3 victory. Tech was held to a total of 185 yards, its lowest total of the season. The Hokies' only points came on a 40-yard field goal by Shayne Graham late in the third quarter.

Tech bounced back strong in 1998 by capping a 9-3 season with an eye-opening, 38-7, victory over Alabama in the inaugural Music City Bowl in Nashville. A sellout crowd braved freezing rain and a wind chill that dipped below 15 degrees to watch Tech post its first-ever win against Alabama.

The winning margin was the largest ever in a bowl game for the Hokies, while the losing margin was the second-worst in a bowl game for the Tide. Tech clung to a 10-7 lead at halftime before pulling away in the

second half behind the defensive and special teams play of bowl MVP Corey Moore. The junior defensive end forced an interception that set up a Tech touchdown midway through the third quarter. Minutes later, he blocked an Alabama punt to pave the way for another Hokie TD. Tech went on to secure the win with two more touchdowns in the fourth quarter.

In the 1999 season, after a perfect 11-0 regular season campaign, the Hokies returned to the Nokia Sugar Bowl — this time to play for the national championship.

Tech once again put on a great show after a furious comeback led by quarterback Michael Vick. The Hokies led heavily favored Florida State heading into the fourth quarter before falling to the top-ranked Seminoles, 46-29.

For the second time in school history, the Hokies appeared in the same bowl back-to-back when they made the trip to the Gator Bowl in both 2001 and 2002.

Nearly 20,000 Hokie faithful watched Vick play his last game in a Tech uniform in the 2001 game in Jacksonville, Fla., against Clemson. Tailback Lee Suggs ran for three scores and the defense limited the Tigers to 88 yards rushing as the Hokies earned the fifth bowl win in school history. Tech capped off its 10-1 season with 41-20 victory over Clemson.

Despite André Davis' 158 receiving yards in his final game as a Hokie, Tech was unable to hold off Florida State and lost the 2002 Gator Bowl, 30-17. The senior class that joined Davis in its last game at the Gator Bowl went down as the

winningest class in school history with a 39-9 record.

The Hokies took their show to the West Coast following the 2002 season and captured a win in the Diamond Walnut San Francisco Bowl. Tech's 20-13 win over Air Force gave the Hokies a 10-4 final record and marked the third time in four years that Tech had posted 10 or more victories. Tech quarterback Bryan Randall was named the game's most valuable offensive player. He completed 18-of-23 passes for 177 yards and did not have any turnovers.

Following the 2003 season, the Hokies made the trip out to Arizona, where they were downed by the California Bears, 52-49, in the 2003 Insight Bowl, which was held in front of 42,364 fans at Bank One Ballpark in Phoenix. Cal kicker Tyler Frederickson made a 35-yard field goal on the final play of the game that lifted the Bears past the Hokies. The Hokies, who were playing in their 11th-consecutive bowl game, finished the season 8-5 overall.

The loss overshadowed a brilliant game by Tech's offense. Randall had four touchdown passes and a rushing TD, accounting for five of Tech's seven scores. Keith Willis became the first Tech player ever to catch two touchdown passes in a bowl game, while Ernest Wilford broke Antonio Freeman's career mark for receptions. Kevin Jones, who played in his final game as a Hokie before heading to the NFL, led the Hokie rushing attack with 16 carries for 153 yards and one touchdown.

Last year, Tech capped its improbable run to the Atlantic

Coast Conference title by beating Miami, which led to a berth in the Nokia Sugar Bowl for the third time. Like in 1995 and 1999, Tech fans came out in droves to support their Hokies as the game was a sell-out and resulted in an economic impact of \$209.92 million for the city and state.

Randall had a pair of touchdown passes, including an 80-yarder to freshman Josh Morgan in the final minutes, but the third-ranked Auburn Tigers held on for a 16-13 win over the Hokies in a hard-fought battle in New Orleans. Randall's final toss — the score to Morgan — broke the Tech career touchdown passing mark. The loss couldn't take away from a dream season which saw the Hokies win the ACC title in their first year in the league while posting a 10-3 mark and a final national ranking of No. 10.

Bowl Results

- 1947 Sun Bowl**
Cincinnati 18, Virginia Tech 6
- 1966 Liberty Bowl**
Miami (Fla.) 14, Virginia Tech 7
- 1968 Liberty Bowl**
Mississippi 34, Virginia Tech 17
- 1980 Peach Bowl**
Miami (Fla.) 20, Virginia Tech 10
- 1984 Independence Bowl**
Air Force 23, Virginia Tech 7
- 1986 Peach Bowl**
Virginia Tech 25, N. C. State 24
- 1993 Independence Bowl**
Virginia Tech 45, Indiana 20
- 1994 Gator Bowl**
Tennessee 45, Virginia Tech 23
- 1995 Sugar Bowl**
Virginia Tech 28, Texas 10
- 1996 Orange Bowl**
Nebraska 41, Virginia Tech 21
- 1998 Gator Bowl**
North Carolina 42, Virginia Tech 3
- 1998 Music City Bowl**
Virginia Tech 38, Alabama 7
- 2000 Sugar Bowl**
Florida State 46, Virginia Tech 29
- 2001 Gator Bowl**
Virginia Tech 41, Clemson 20
- 2002 Gator Bowl**
Florida State 30, Virginia Tech 17
- 2002 San Francisco Bowl**
Virginia Tech 20, Air Force 13
- 2003 Insight Bowl**
California 52, Virginia Tech 49
- 2005 Sugar Bowl**
Auburn 16, Virginia Tech 13



The Tech defense played undefeated Auburn tough in the 2005 Sugar Bowl.

Football Team Awards

Men who have led the Hokies under Coach Beamer

Most Valuable Player

1989	Scott Hill, Randy Cockrell
1990	Jimmy Whitten, Will Furrer
1991	Phil Bryant
1992	Jerome Preston
1993	Maurice DeShazo
1994	Cornell Brown
1995	Cornell Brown
1996	Jim Druckenmiller
1997	Al Clark, Marcus Parker
1998	Corey Moore, Al Clark
1999	Michael Vick
2000	Lee Suggs
2001	Ben Taylor
2002	Lee Suggs
2003	Kevin Jones
2004	Bryan Randall

Outstanding Senior

1989	Sean Lucas
1990	Darwin Herdman
1991	Greg Daniels
1992	Mark Poindexter
1993	Steve Sanders
1994	Kevin Martin
1995	Bryan Still
1996	Waverly Jackson, Bryan Jennings
1997	Michael Stuewe
1998	Loren Johnson
1999	Carl Bradley
2000	Cory Bird
2001	Browning Wynn
2002	Lee Suggs
2003	Nathaniel Adibi, Jake Grove
2004	Richard Johnson

Outstanding Defensive Lineman

1989	Scott Hill
1990	Jimmy Whitten
1991	Wooster Pack
1992	Jerome Preston
1993	J.C. Price
1994	Cornell Brown
1995	J.C. Price
1996	Cornell Brown
1997	Kerwin Hairston
1998	John Engelberger
1999	Corey Moore
2000	David Pugh
2001	David Pugh
2002	Nathaniel Adibi
2003	Nathaniel Adibi
2004	Jim Davis

Outstanding Linebacker

1989	Randy Cockrell
1990	Archie Hopkins
1991	P.J. Preston
1992	Ken Brown
1993	Ken Brown
1994	George DelRicco
1995	George DelRicco
1996	Myron Newsome
1997	Steve Tate
1998	Jamel Smith
1999	Jamel Smith
2000	Ben Taylor
2001	Ben Taylor
2002	Mikal Baaqee
2003	Vegas Robinson
2004	Mikal Baaqee

Outstanding Defensive Back

1989	Damien Russell
1990	Damien Russell
1991	Damien Russell
1992	Tyronne Drakeford
1993	Scott Jones
1994	William Yarborough
1995	William Yarborough
1996	Torrian Gray
1997	Pierson Prioleau
1998	Pierson Prioleau
1999	Anthony Midget
2000	Ronyell Whitaker
2001	Ronyell Whitaker Willie Pile, Kevin McCadam
2002	Willie Pile
2003	Michael Crawford
2004	Vincent Fuller, Eric Green, Jimmy Williams

Outstanding Specialist

1989	Mickey Thomas
1990	Chris Baucia, Marcus Mickel
1991	Bo Campbell
1992	James Depoy, Brian Reaves
1993	Robbie Colley
1994	Robbie Colley
1995	Atle Larsen
1996	Shawn Scales
1997	Shayne Graham
1998	Jimmy Kibble
1999	Shayne Graham
2000	Carter Warley
2001	Wayne Ward
2002	Vinnie Burns
2003	James Anderson, Vinnie Burns
2004	Vinnie Burns

Outstanding Offensive Lineman

1989	Eugene Chung
1990	Eugene Chung
1991	Eugene Chung
1992	Jim Pyne
1993	Jim Pyne
1994	Jay Hagood, Chris Malone
1995	Billy Conaty
1996	Billy Conaty
1997	Gennaro DiNapoli
1998	Derek Smith
1999	Keith Short
2000	Matt Lehr
2001	Matt Wincek, Steve DeMasi
2002	Jake Grove
2003	Jake Grove
2004	Will Montgomery

Outstanding Offensive Back

1989	Vaughn Hebron
1990	Vaughn Hebron, Phil Bryant
1991	Phil Bryant
1992	Tony Kennedy
1993	Dwayne Thomas
1994	Dwayne Thomas
1995	Dwayne Thomas
1996	Ken Oxendine, Brian Edmonds
1997	Ken Oxendine
1998	Shyrone Stith
1999	Shyrone Stith
2000	Lee Suggs
2001	Jarrett Ferguson
2002	Lee Suggs
2003	Kevin Jones
2004	Bryan Randall

Outstanding Receiver

1989	Myron Richardson
1990	Nick Cullen
1991	Bo Campbell
1992	Antonio Freeman
1993	Antonio Freeman
1994	Bryan Still
1995	Jermaine Holmes
1996	Bryan Jennings
1997	Shawn Scales
1998	Ricky Hall
1999	André Davis
2000	Emmett Johnson
2001	André Davis
2002	Ernest Wilford
2003	Ernest Wilford
2004	Jeff King

Blacksburg Sports Club

Paul Frederick Cobb Award

This award is given in memory of former Tech player Freddie Cobb, who was awarded the Navy Cross for heroism in Vietnam. It goes to the most spirited player.

1993	Jim Petrovich
1994	William Ferrell
1995	Lawrence Lewis, Jim Baron
1996	Shaine Miles
1997	Danny Wheel
1998	Tyron Edmond
1999	Jimmy Kibble
2000	Tee Butler, Benny Wolfe
2001	Brian Welch
2002	Ronyell Whitaker
2003	Steve Canter
2004	James Griffin

John William Schneider Award

This is given in memory of former player William Schneider, who was killed in an automobile crash. It goes to a player who excels in athletics, scholarship and leadership.

1989	Rich Fox
1990	Lamar Smith
1991	Will Furrer
1992	Kirk Alexander
1993	Marcus McClung
1994	Chris Peduzzi
1995	Chris Malone, Jeff Holland
1996	Brandon Semones
1997	Korey Irby
1998	Ken Handy
1999	Greg Shockley, Steven Hunt
2000	Dave Kadela
2001	Bob Slowikowski
2002	Willie Pile
2003	Keith Willis
2004	Kevin Lewis

Lawrence R. White Award

This award is given in honor of the late Lawrence White, a former Tech linebacker who excelled in the weight room and was a positive role model for all Tech football players. It is given to the team's most outstanding strength and conditioning athlete.

1997	Todd Washington
1998	Dwight Vick
1999	Michael Hawkes
2000	Josh Redding
2001	Larry Austin
2002	Anthony Davis
2003	Cols Colas
2004	Brandon Manning

Wes Worsham Award

Named for long-time Tech supporter Wes Worsham, this award is given to a player who exceeds expectations and surprises everyone with his performance.

1997	Brad Baylor
1998	Ryan Smith
1999	Tim Schneck
2000	Josh Redding
2001	Dan Wilkinson
2002	Lamar Cobb
2003	Chris Shreve, Garnell Wilds
2004	Jon Dunn

Edward G. Ferrell Award

This award is given in honor of the late Eddie Ferrell, whose hard work, sense of humor, devotion and unselfishness touched thousands of athletes during his 28-year career as a trainer at Tech. It is given to the player who best exemplifies hard work and unselfishness.

1998	Lamont Pegues, Angelo Harrison
1999	Nathaniel Williams
2000	Anthony Lambo
2001	Chad Beasley
2002	Luke Owens
2003	Doug Easlick
2004	Jason Lallis

Williams-Moss Award

Named in honor of John E. Williams, a former Dean of the College, and Joseph S. Moss, a former player and coach at Tech. The award goes to the player who demonstrates the highest quality of leadership and character.

1999	Chris Cyrus
2000	Nick Sorensen
2001	Jarrett Ferguson
2002	Billy Hardee
2003	Jacob Gibson
2004	Mike Daniels

Paul Torgersen Award

Given in honor of former Tech President Paul Torgersen who has served the university with distinction for three decades in a variety of capacities. The award goes to a player who shows a commitment to hard work and great effort every time he takes the field.

1999	John Engelberger
2000	Cullen Hawkins
2001	Jake Houseright
2002	Shawn Witten
2003	Ernest Wilford
2004	James Miller

Hokies in the PROS

*Michael Vick is one
of the many Hokies
who have gone on
to stellar careers
in the NFL*

2005 NFL draftees Vincent Fuller, Jon Dunn and Eric Green added their names to the roster of 56 Hokies who have been drafted during Frank Beamer's 18 years at Virginia Tech.



**1995
SUGAR**

3rd bowl of
12 in a row

Tech Players in the Pros

The following former Hokies either presently are or were a member of a National Football League team or competed in the United States Football League:

(players in **bold** were active as of June 1, 2005, teams are listed from most recent to first)

Nathaniel Adibi.....Indianapolis Colts

Mikal BaaqeeIndianapolis Colts

Antonio Banks..... Oakland Raiders
Minnesota Vikings

Ken Barefoot..... Detroit Lions
Washington Redskins

Chad Beasley.....**Houston Texans**
Cleveland Browns

Tom Beasley..... Washington Redskins
Pittsburgh Steelers

Cory BirdIndianapolis Colts

Andy Bowling Atlanta Falcons

Carl Bradley St. Louis Rams

Gene Breen Green Bay Packers

Cornell Brown.....**Baltimore Ravens**

Ken Brown Denver Broncos

Robert Brown Green Bay Packers

Roger Brown New England Patriots
New York Giants
Green Bay Packers

Phil Bryant Philadelphia Eagles
Buffalo Bills
Kansas City Chiefs


John Burke Oakland Raiders
San Diego Chargers
New York Jets
New England Patriots

Keith Burnell**Baltimore Ravens**

Keion Carpenter**Atlanta Falcons**
Buffalo Bills

Al Chamblee..... Tampa Bay Buccaneers


Ike Charlton..... **New England Patriots**
Oakland Raiders
Jacksonville Jaguars
Seattle Seahawks




Cornell Brown



Cory Bird



Keion Carpenter



Mikal Baaqee



Ike Charlton

Eugene Chung Philadelphia Eagles
 Kansas City Chiefs
 Indianapolis Colts
 Green Bay Packers
 San Francisco 49ers
 Jacksonville Jaguars
 New England Patriots

Billy Conaty **Minnesota Vikings**
 Dallas Cowboys
 Buffalo Bills

Travis Conway..... **New England Patriots**

Ray Crittenden.....San Diego Chargers
 New England Patriots

Carroll Dale Minnesota Vikings
 Green Bay Packers
 Los Angeles Rams

André Davis**Cleveland Browns**

Anthony Davis.....**Tampa Bay Buccaneers**

Jim Davis..... **Jacksonville Jaguars**

Gennaro DiNapoli Dallas Cowboys
 Tennessee Titans
 Oakland Raiders

Tyronne DrakefordWashington Redskins
 New Orleans Saints
 San Francisco 49ers



Travis Conway



Jim Davis



André Davis



Anthony Davis

VIRGINIA TECH'S PRIDE & JOY

Special teams are an integral part of Hokie football and one of the units is called "Pride and Joy." These NFL players are also a source of pride and joy due to their commitment to Virginia Tech on and off the field. Virginia Tech has recently constructed a display in the Hall of Legends in the Merryman Athletic Center to honor such former players.

John Engelberger was a dominating defensive end who went from walk-on, to four-year starter at Tech, to second-round NFL Draft pick, earning All-America honors and his college degree along the way.

Waddey Harvey was a standout who started three seasons at defensive tackle and won the coveted Williams Award for leadership and character before joining the Buffalo Bills. Frank and Cheryl Beamer sponsored Harvey for recognition on the Pride and Joy display.

Before starting an NFL career, Jim Pyne, a powerful center in the early 1990s, started 41 games and allowed just one sack in over 2,700 snaps on his way to becoming the Hokies' first unanimous All-American.

Michael Vick was an electrifying quarterback who made a lasting impact on college football while helping Virginia Tech to a national championship game and back-to-back 11-1 seasons before becoming the top NFL pick in 2001.

A two-time All-American, Cornell Brown became the first Virginia Tech football player to gain consensus All-America honors as a junior when he was named to five first teams in 1995. He was selected National Defensive Player of the Year by *Football News* in 1995.

Jim Pyne was the first player chosen in the NFL's 1998 expansion draft.



PRIDE AND JOY



A display in the Hall of Legends in the Merryman Center pays tribute to outstanding Hokies who went on to play in the pros and have shown great commitment to Virginia Tech both on the field and off.

Jim Druckenmiller Miami Dolphins
San Francisco 49ers

Jon Dunn **Cleveland Browns**

Doug Easlick **Cincinnati Bengals**
Miami Dolphins

Bill Ellenbogen New York Giants

John Engelberger..... **San Francisco 49ers**

Mike Faulkner New York Jets

Mickey Fitzgerald New York Giants
Atlanta Falcons

Antonio Freeman Green Bay Packers
Philadelphia Eagles

Vincent Fuller**Tennessee Titans**

Will Furrer..... Jacksonville Jaguars
St. Louis Rams
Denver Broncos
Phoenix Cardinals
Chicago Bears

Shayne Graham.....**Cincinnati Bengals**
Carolina Panthers
Buffalo Bills

John Granby..... Denver Broncos

Torrian Gray Minnesota Vikings

Eric Green**Arizona Cardinals**

Jake Grove**Oakland Raiders**

Jay Hagood..... New York Jets

DeAngelo Hall**Atlanta Falcons**

Ricky Hall Denver Broncos
Kansas City Chiefs

Billy Hardee Baltimore Stars
Atlanta Falcons
New York Jets

Waddey Harvey Buffalo Bills

Michael Hawkes St. Louis Rams
Carolina Panthers

Vaughn Hebron Denver Broncos
Philadelphia Eagles


Eddie Hunter New York Jets

Waverly Jackson Indianapolis Colts
Carolina Panthers

Bryan Jennings..... San Diego Chargers
New England Patriots
Tennessee Oilers



John Engelberger



Dave Kadela



Jake Grove



DeAngelo Hall



Kevin Jones



Antonio Freeman



Vincent Fuller



Eric Green



Shayne Graham

Mike Johnson Detroit Lions
Cleveland Browns
Baltimore Stars

Steve Johnson Dallas Cowboys
New England Patriots

Jock Jones Philadelphia Eagles
Phoenix Cardinals
Cleveland Browns

Joe Jones Indianapolis Colts

Kevin Jones **Detroit Lions**

Victor Jones Detroit Lions
Tampa Bay Buccaneers

Dave Kadela **Carolina Panthers**
Jacksonville Jaguars
Atlanta Falcons



Kevin McCadam



Bryan Randall



Matt Lehr

Matt Lehr.....Atlanta Falcons
Dallas Cowboys

Kenny Lewis..... New York Jets

Kevin McCadamAtlanta Falcons

Doug McDougald..... New England Patriots

Anthony Midget..... Tampa Bay Buccaneers

Corey Moore Miami Dolphins
Buffalo Bills

Buzz Nutter..... Baltimore Colts
Pittsburgh Steelers

Don Oakes Boston (N.E.) Patriots

Ken Oxendine..... Atlanta Falcons

Tony Paige Miami Dolphins
Detroit Lions
New York Jets

Jesse Penn..... Dallas Cowboys

Willie Pile Kansas City Chiefs

George Preas Baltimore Colts

Pierson Prioleau Washington Redskins
Buffalo Bills
San Francisco 49ers

David Pugh Indianapolis Colts

Jim Pyne Cleveland Browns
Detroit Lions
Tampa Bay Buccaneers

Bryan Randall.....Atlanta Falcons

Rick Razzano Cincinnati Bengals

Bill Renner..... Green Bay Packers

Jimmy Richards New York Jets

George Roberts Atlanta Falcons
San Diego Chargers
Miami Dolphins

Damien Russell..... San Francisco 49ers

Ricky Scales Houston Oilers

Shawn Scales Pittsburgh Steelers
San Francisco 49ers

Bob Schweickert New York Jets

Mike Shaw Pittsburgh Maulers

Dave Smigelsky..... Washington Redskins
Atlanta Falcons

Bruce Smith Washington Redskins
Buffalo Bills

BRUCE SMITH



Widely regarded as one of the game's most dominant defensive players ever, Bruce Smith was one of a very select few who could change the complexion of a game by himself. Following his 19th season in the NFL, the Norfolk, Va., native retired from the league as the all-time sack leader with 200. He was selected to the Pro Bowl 11 times and was the game's MVP in 1987. He trails only Reggie White (13) and Jerry Rice (12) in selections. Smith led the AFC in sacks with 13.5 sacks in '96 and 14 in '97. He was one sack shy of the AFC leader in 1989, '90 and '93 and just 1/2 sack shy in '86, '87 and '88. Smith was named the NFL's Defensive Player of the Year by AP, UPI and several publications in 1996 and 1990. He also earned defensive player of the year honors from NEA and *Pro Football Weekly* in 1993. He is the Buffalo Bills' all-time sack leader (171.0) and recorded 29.0 sacks in four seasons with the Redskins.

Statistics	Games	Starts	Tackles	Solo	Ast.	Sacks	Fum. Rec.	TD
Career Totals	279	259	1,327	981	346	200.0	15	1
Playoff Totals	20	20	71	60	11	14.5	0	0



Willie Pile

- Derek Smith Washington Redskins
- Gary Smith..... Cincinnati Bengals
Baltimore Colts
- Nick Sorensen Jacksonville Jaguars**
St. Louis Rams
- Bryan StillSan Diego Chargers
- Shyrone Stith Indianapolis Colts
Jacksonville Jaguars
- Don Strock..... Cleveland Browns
Miami Dolphins
- Lee Suggs Cleveland Browns**
- Ben Taylor..... Cleveland Browns**
- Mark Udinski Pittsburgh Maulers
- Dwight Vick..... Baltimore Ravens
- Michael VickAtlanta Falcons**
- T.J. Washington Carolina Panthers
St. Louis Rams
Pittsburgh Steelers
Tennessee Oilers
Dallas Cowboys
- Todd WashingtonHouston Texans**
Tampa Bay Buccaneers
- Ronyell Whitaker.....Tampa Bay Buccaneers**
- Garnell Wilds Washington Redskins**
- Ernest Wilford..... Jacksonville Jaguars**



Lee Suggs



Ben Taylor



Todd Washington



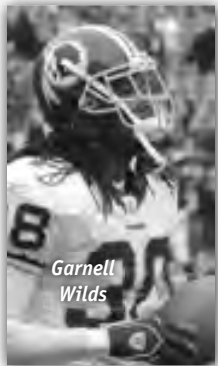
Ernest Wilford

MICHAEL VICK



Considered one of the bright young stars of the league, Michael Vick enters his fifth season with the Atlanta Falcons. In his second year in the league, and first as the starter, Vick led the Falcons to the second round of the playoffs and earned a trip to the Pro Bowl. Vick started 15 games in the regular season and threw for 2,936 yards and 16 touchdowns while rushing for 777 yards and eight scores in 2002. Last year, he led the Falcons to the NFC Championship game and was again elected to the Pro Bowl. The Newport News, Va., native left Virginia Tech after his redshirt sophomore year and became the No. 1 draft pick of the Falcons in the 2001 NFL Draft. While at Tech, Vick recorded a 20-1 record as a starter and led the Hokies to the 1999 national championship game after an 11-0 regular season campaign.

Passing Statistics	Games	Starts	Att.	Com.	Pct.	Yds.	YPA	Long	TD	INT
Career Totals	43	36	955	512	53.6	6619	6.9	74	36	26
Playoff Totals	4	4	131	58	44.3	609	4.6	31	3	3
Rushing Statistics	Games	Starts	Att.	Yds	YPR	TD				
Career Totals	43	36	304	2223	7.3	13				
Playoff Totals	4	4	28	239	8.5	0				



Garnell Wilds



Ronyell Whitaker



Nick Sorensen

Hokies in the NFL Draft

Year	Player	Pos.	Rd.	Pick	Overall	Team
1937	Herman "Foods" Dickerson	B	7th			Chicago Cardinals
1944	John Maskas	T	12th			Boston *
1948	Frank Ballard	G	15th		95	Buffalo (AAFC)
1951	Sterling Wingo	B	28th			L.A. Rams
1953	Madison "Buzz" Nutter	C	12th			Washington
1954	Tom Hughes	T	25th			Cleveland
1955	George Preas	G	5th			Baltimore
1955	Johnny Dean	B	7th			San Francisco
1955	Howie Wright	B	21st			Chicago Cardinals
1955	Jim Locke	T	27th			Baltimore
1955	Tom Petty	E	30th			Washington
1957	Bob Wolfenden	B	13th			L.A. Rams
1957	Hilmer Olson	C	16th			Detroit
1957	Tom Datzell	T	22nd			Chicago Bears
1958	Russ Moon	T	24th			Chicago Bears
1959	Jim Burks	T	26th			Philadelphia
1960	Carroll Dale	E	8th			L.A. Rams #
1961	Don Oakes	T	3rd			Philadelphia &
1961	Mike Zeno	G	16th			L.A. Rams @
1961	Bernie Vishneski	T	16th			N.Y. Giants
1963	Gene Breen	T	15th			Green Bay ^
1964	Jake Adams	E	13th			St. Louis \$
1965	Bob Schweickert	B	3rd			San Francisco †
1965	Sonny Utz	FB	6th			Dallas !
1967	Andy Bowling	LB	4th		105	St. Louis
1967	Tommy Francisco	HB	14th		347	Denver
1967	Donnie Bruce	G	16th		409	Oakland
1968	Ken Barefoot	TE	5th		113	Washington
1968	Jim Richards	DB	8th		210	N.Y. Jets
1969	Jim "Waddey" Harvey	T	8th		183	Buffalo
1969	Rick Piland	G	13th		335	Kansas City
1970	Ken Edwards	RB	6th		134	Buffalo
1971	Jack Simcsak	P	17th		425	Denver
1973	Don Strock	QB	5th		111	Miami
1975	Ricky Scales	WR	13th		327	Houston
1975	Ken Lambert	DB	16th		402	Houston
1976	Phil Rogers	RB	7th	21	203	St. Louis
1977	Tom Beasley	DT	3rd	4	60	Pittsburgh
1980	Doug McDougald	DE	5th	14	124	New England
1980	Kenny Lewis	RB	5th	15	125	Oakland
1982	Robert Brown	LB	4th	15	98	Green Bay

Year	Player	Pos.	Rd.	Pick	Overall	Team
1984	Mike Johnson	LB	1st	supplemental		Cleveland
1984	Tony Paige	FB	6th	9	149	N.Y. Jets
1985	Bruce Smith	DE	1st	1	1	Buffalo
1985	Jesse Penn	LB	2nd	16	44	Dallas
1985	Ashley Lee	DB	8th	5	201	Atlanta
1985	Joe Jones	TE	10th	18	270	Dallas
1985	Al Young ††	DB	11th	19	299	N.Y. Giants
1987	Eddie Hunter	RB	8th	1	196	N.Y. Jets
1987	Curtis Taliaferro	LB	8th	13	208	Atlanta
1988	Steve Johnson	TE	6th	17	154	New England
1988	Carter Wiley	DB	12th	1	306	Atlanta
1988	Victor Jones	LB	12th	5	310	Tampa Bay
1990	Jock Jones	LB	8th	19	212	Cleveland
1990	Roger Brown	DB	8th	22	215	Green Bay
1991	Al Chamblee	LB	12th	8	314	Tampa Bay
1992	Eugene Chung	OT	1st	13	13	New England
1992	Will Furrer	QB	4th	23	107	Chicago
1992	Damien Russell	DB	6th	11	151	San Francisco
1992	William Boatwright	G	7th	19	187	Philadelphia
1992	John Granby	DB	12th	26	334	Denver
1994	Tyronne Drakeford	CB	2nd	33	62	San Francisco
1994	John Burke	TE	4th	18	121	New England
1994	Jim Pyne	C	7th	6	200	Tampa Bay
1995	Antonio Freeman	WR	3rd	26	90	Green Bay
1995	Ken Brown	LB	4th	26	124	Denver
1996	Bryan Still	WR	2nd	11	41	San Diego
1996	J.C. Price	DT	3rd	27	88	Carolina
1997	Jim Druckenmiller	QB	1st	26	26	San Francisco
1997	Torrian Gray	S	2nd	19	49	Minnesota
1997	Antonio Banks	CB	4th	17	113	Minnesota
1997	Cornell Brown	DE	6th	31	194	Baltimore
1998	Todd Washington	C	4th	12	104	Tampa Bay
1998	Gennaro DiNapoli	G	4th	17	109	Oakland
1998	Ken Oxendine	FB	7th	12	201	Atlanta
1998	Marcus Parker	RB	7th	13	202	Cincinnati
1999	Pierson Prioleau	S	4th	15	110	San Francisco
1999	Derek Smith	OT	5th	32	165	Washington
2000	John Engelberger	DT	2nd	4	35	San Francisco
2000	Ike Charlton	CB	2nd	21	52	Seattle
2000	Corey Moore	LB	3rd	27	89	Buffalo
2000	Anthony Midget	CB	5th	5	134	Atlanta
2000	Shyrone Stith	RB	7th	37	243	Jacksonville
2001	Michael Vick	QB	1st	1	1	Atlanta
2001	Cory Bird	S	3rd	29	91	Indianapolis
2001	Matt Lehr	OG	5th	6	137	Dallas
2002	André Davis	WR	2nd	15	47	Cleveland
2002	Ben Taylor	LB	4th	13	111	Cleveland
2002	Kevin McCadam	SS	5th	13	148	Atlanta
2002	David Pugh	DT	6th	10	182	Indianapolis
2002	Bob Slowikowski	TE	6th	39	211	Dallas
2002	Chad Beasley	DT	7th	7	218	Minnesota
2002	Derrius Monroe	DE	7th	13	224	New Orleans
2002	Jarrett Ferguson	FB	7th	40	251	Buffalo
2003	Lee Suggs	RB	4th	18	115	Cleveland
2003	Willie Pile	FS	7th	38	252	Kansas City
2004	DeAngelo Hall	DB	1st	8	8	Atlanta
2004	Kevin Jones	RB	1st	30	30	Detroit
2004	Jake Grove	C	2nd	13	45	Oakland
2004	Ernest Wilford	WR	4th	24	120	Jacksonville
2004	Nathaniel Adibi	DE	5th	13	145	Pittsburgh
2005	Eric Green	DB	3rd	11	75	Arizona
2005	Vincent Fuller	S	4th	7	108	Tennessee
2005	Jon Dunn	OT	6th	7	217	Cleveland



Eric Green was the first Hokie picked in the 2005 NFL Draft when the Arizona Cardinals took him in the third round.

* — Maskas was also drafted by the Buffalo franchise of the All-America Football Conference (AAFC) in the 10th round with the 74th overall pick in 1947.
— Dale was also drafted by the Minneapolis franchise of the AFL in 1960.
& — Oakes was also drafted by the Boston franchise of the AFL in the 21st round of the 1961 draft.
@ — Zeno was also drafted by the Boston franchise of the AFL in the fourth round of the 1961 draft.
^ — Breen was also drafted by the San Diego franchise of the AFL in the 16th round of the 1963 draft.
\$ — Adams was also drafted by the Kansas City franchise of the AFL in the 12th round of the 1964 draft.
† — Schweickert was also drafted by the New York Jets of the AFL in the fourth round of the 1965 draft.
! — Utz was also drafted by the New York Jets of the AFL in the 13th round of the 1965 draft.
†† — Young only played basketball at Virginia Tech.

Super Bowl & Pro Bowl Hokies

Tech players in the Super Bowl

Name	Pos.	Team	Super Bowl	Champion
Tom Beasley	DT	Pittsburgh Pittsburgh	XIII XIV	Yes Yes
Cornell Brown	LB	Baltimore	XXXV	Yes
Roger Brown	CB	New York Giants	XXV	Yes
John Burke	TE	New England	XXXI	No
Carroll Dale	WR	Green Bay Green Bay Minnesota	I II VIII	Yes Yes No
Tyrone Drakeford	CB	San Francisco	XXIX	Yes
Antonio Freeman	WR	Green Bay Green Bay	XXXI XXXII	Yes No
Vaughn Hebron	RB	Denver Denver	XXXII XXXIII	Yes Yes
Ken Oxendine	RB	Atlanta	XXXIII	No
Rick Razzano	LB	Cincinnati	XVI	No
Jim Richards	S	New York Jets	III	Yes
Bruce Smith	DE	Buffalo Buffalo Buffalo Buffalo	XXV XXVI XXVII XXVIII	No No No No
Nick Sorensen	S	St. Louis	XXXVI	No
Don Strock	QB	Miami Miami	XVII XIX	No No
Todd Washington	OL	Tampa Bay	XXXVII	Yes



Bruce Smith played in four Super Bowls and 11 Pro Bowls as a member of the Buffalo Bills.

Hokies in the Pro Bowl

Name	Pos.	Team	Year
Carroll Dale	WR	Green Bay Green Bay Green Bay	1969 1970 1971
Antonio Freeman	WR	Green Bay	1999
Mike Johnson	LB	Cleveland	1991
Buzz Nutter	C	Pittsburgh	1963
Don Oakes	T	Boston	1968
Bruce Smith	DE	Buffalo Buffalo Buffalo Buffalo Buffalo Buffalo Buffalo Buffalo Buffalo Buffalo	1988 1989 1990 1991 1993 1994 1995 1996 1997 1998 1999
Michael Vick	QB	Atlanta Atlanta	2002* 2004

* was voted to the Pro Bowl, but did not participate due to injury.



Former Virginia Tech football players are making their mark in the NFL. Michael Vick was voted to the Pro Bowl following the 2002 and 2004 seasons, while fellow Hokie Cornell Brown won a Super Bowl ring with the Baltimore Ravens in 2001.

The UNIVERSITY



Virginia Tech, the commonwealth's largest university, provides excellent educational opportunities and a well-rounded collegiate experience that prepares students for life



**1994
GATOR**

2nd bowl of
12 in a row

This Is Virginia Tech

A research university in action



From a meager beginning in October of 1872, Virginia Polytechnic Institute and State University, popularly known as Virginia Tech, has evolved into a comprehensive university of national and international prominence. As Virginia's largest university, with 25,600 students on campus, and one of the top 50 research institutions in the nation, it is an institution that firmly embraces a history of putting knowledge to work. That tradition is rooted in the motto, *Ut Prosim*: "That I May Serve," and Virginia Tech's land-grant missions of instruction, research, and solving the problems of society through public service and outreach activities.

Instruction

Virginia Tech's eight colleges (Agriculture & Life Sciences, Architecture & Urban Studies, Pamplin College of Business, Engineering, Liberal Arts & Human Sciences, Natural Resources, Science, and Virginia-

Maryland Regional College of Veterinary Medicine, plus the Graduate School) offer more degree programs than any other university in the state with 60 undergraduate and 110 graduate programs. Virginia Tech is one of the nation's leaders in developing and using new instructional technologies.

Research

With annual research expenditures of about \$170 million, Virginia Tech consistently ranks among the top 50 research universities in the United States. With more than 100 research centers, the university also consistently ranks among the top institutions in industry-supported research and near the top 10 in the number of patents issued each year.

The university's faculty and students are involved

in more than 3,700 research projects in fields ranging from biotechnology to materials, from the environment and energy to food and health, and from transportation to computing information.

Outreach and International Affairs

As part of its outreach mission, Virginia Tech is involved in a multitude of economic and community development projects. For example, it helps global marketing efforts, investigates better uses for strip-mined land, helps clean the Chesapeake Bay and other state waterways, directs reforestation in Senegal — and the list goes on.

Outreach efforts focus on education and the dissemination of knowledge in the global society in which we live.

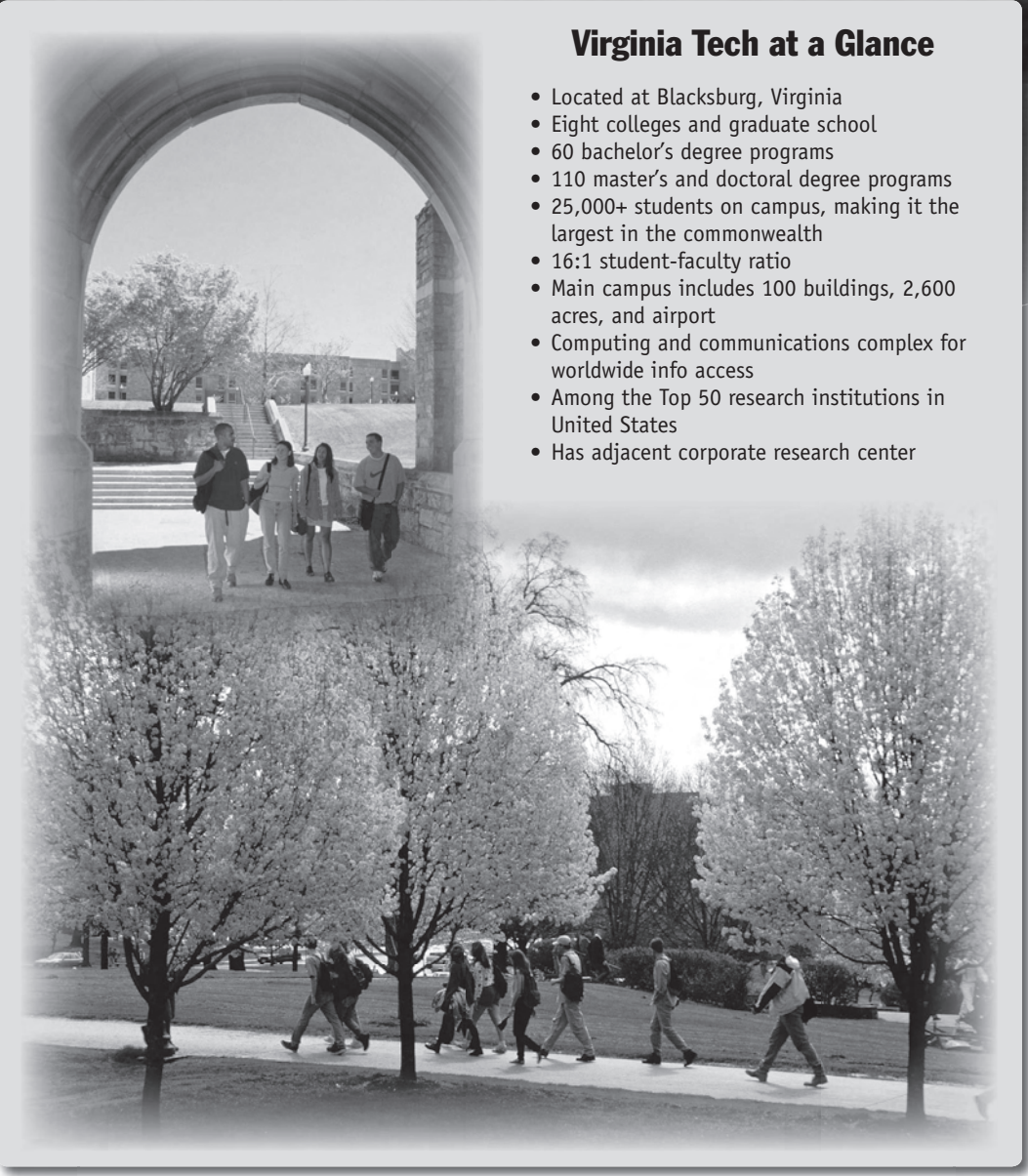
Professionals, organizations, and communities tap Virginia Tech's vast resources, expertise, and research results through hundreds of continuing education programs, part of Outreach Program Development. Virginia Tech has a long history of providing innovative distance learning techniques, such as satellite videoconferencing, multimedia, interactive video, interactive computer conferencing, and web-based courses, to meet the various needs of working adults and other nontraditional students.

The Inn at Virginia Tech and Skelton Conference Center on campus are nearing completion, and The Hotel Roanoke and Conference Center in Roanoke, also owned by Virginia Tech, support the university's outreach education mission by working with faculty to plan and host conferences.



Virginia Tech at a Glance

- Located at Blacksburg, Virginia
- Eight colleges and graduate school
- 60 bachelor's degree programs
- 110 master's and doctoral degree programs
- 25,000+ students on campus, making it the largest in the commonwealth
- 16:1 student-faculty ratio
- Main campus includes 100 buildings, 2,600 acres, and airport
- Computing and communications complex for worldwide info access
- Among the Top 50 research institutions in United States
- Has adjacent corporate research center



Virginia Tech manages more than \$30 million in funded economic development projects in 27 countries and encourages faculty to develop global course content and study abroad opportunities for students. In 2002-2003, 2,089 students from 113 foreign countries are studying at Virginia Tech while more than 800 Virginia Tech students are studying abroad.


Virginia Cooperative Extension, operated jointly in the commonwealth by Virginia Tech and Virginia State University, has been helping people improve their economic, cultural, and social well-being for more than 85 years now. With 107 city/county offices, and more than 44,000 volunteers and 160 programs Extension reaches and teaches millions of Virginians annually.



Torgersen Hall, home to Virginia Tech's Advanced Communications and Information Technology Center, provides a high-tech environment in which researchers, teachers and students can interact in innovative and effective ways. The building includes high-tech auditoriums; observational booths for watching and taping experimental teaching techniques; and the CAVE, Tech's sophisticated virtual reality environment for advanced research and learning.

Interesting Facts About Virginia Tech

- The university offers more career options than any other Virginia university, with 170 undergraduate and graduate degree programs.
- University budget equals approximately \$740 million annually.
- Tech has about 165,000 alumni from every state and about 100 countries.
- Virginia Tech produces 40 percent of the state's Ph.D.'s.
- All campus facilities, including residence halls, have high-speed connections to voice, data, and video communications.
- Virginia Tech was the visionary leader of the internationally recognized Blacksburg Electronic Village project, connecting the town and campus with each other and to the world.
- Virginia Tech is one of two universities in the country that offers the combined advantages of a military-style leadership development program and a traditional academic and social life through the Virginia Tech Corps of Cadets
- *U.S. News & World Report* ranked Virginia Tech's undergraduate program as the 26th best among national public universities. Of all universities — public or private — *U.S. News & World Report* ranked Virginia Tech the 46th best value in the country.
- *Kiplinger Magazine* ranked Virginia Tech the 16th Best Value in Public Higher Education in the nation.
- The National Science Foundation ranked Tech 5th in the nation in agricultural research expenditures.
- The university's engineering program is in the nation's top 25, according to *U.S. News & World Report*.
- Corporate Research Center was cited for best practice of technology transfer in a national study.
- Virginia Tech consistently ranks among the top 15 schools in the nation in number of patents received.



The electronic reading room in Torgersen Hall



The Student Services Building

Blacksburg, Virginia

College Town, U.S.A.



One of America's best college towns, Blacksburg is a perfect setting for a great university like Virginia Tech.

Located in Southwest Virginia on a plateau between the Blue Ridge and Alleghany Mountains, Blacksburg combines the laid-back lifestyle of a small town with the amenities one would expect to find around a major center of higher education. Together, the town and university have worked hard to create a progressive community that ranks among the nation's elite living environments.

Virginia Tech and the Town of Blacksburg gained national and international attention by creating the world's first "electronic village." Businesses and industries have been drawn by

the potential of the quaint town.

Established in 1798 by John and William Black, the town is surrounded by scenic mountain views that accentuate the area. Since its founding, Blacksburg has grown to become the largest town in Virginia.

The nearly 42,000 residents (including students) enjoy a close proximity to a variety of recreation areas such as the Blue Ridge Parkway, Appalachian Trail, Claytor Lake and the New River. The region features a moderate climate and four distinct seasons.

Blacksburg's location (adjacent to major interstate highways) provides convenient access to most points in the southern and eastern parts of the country.



Blacksburg is surrounded by impressive natural beauty.



More information on Blacksburg can be found on the web site of the Blacksburg Electronic Village, www.bev.net or the town's web site, www.blacksburg.va.us.



Dr. Charles W. Steger

University President

Now in his fifth year as President of Virginia Tech, Dr. Charles Steger has charted a course to bolster the university's research enterprise and compete among the nation's elite research institutions. Under his direction, the university has adopted a strategic plan, which is guiding the growth of the research enterprise, fostering outreach initiatives, and increasing quality across all aspects of the academic community.

Perhaps one of the most memorable contributions of Steger's administration will be his role in the Restructured

Higher Education Financial and Administrative Operations Act, which was approved by the 2005 Virginia General Assembly and signed into law by Governor Mark Warner. Last year, President Steger joined forces with other university presidents to help define a new relationship between the Commonwealth of Virginia and her institutions of higher education, which enables greater institutional flexibility and potential for growth.

Steger will be forever credited with negotiating Virginia Tech's entrance into the Atlantic Coast Conference — a 50-year dream come true for Hokie fans.

As Vice President for Development and University Relations, Steger built a critical base of private support when he led the Campaign for Virginia Tech, which raised more than \$337 million. Today, private support from Virginia Tech's

alumni and friends continues to play an essential role in this university community. Last year, the university raised \$67 million, a 23.5 percent increase over the previous year. This summer's opening of a new alumni, conference, and hotel complex provides an on-campus home to the university's more than 180,000 living alumni.

Steger's ties to Virginia Tech span five different decades as a student, professor, dean, vice president and now president. While on the faculty, he twice won teaching excellence awards. When he became dean of the College of Architecture and Urban Studies in 1981, he was, at age 33, the youngest architecture dean in the nation.

Steger recently finished a term as Chairman of the Virginia Council of Presidents and is currently chair of the Virginia Space Grant Consortium. He

serves on the boards of several organizations including the Carilion Biomedical Institute, the Council of Higher Education's General and Professional Advisory Committee (GPAC), the Virginia Business Higher Education Council, the World Institute for Disaster Risk Management, the Institute for Advanced Learning and Research, and the Roanoke Economic Development Partnership.

He is a Fellow in the American Institute of Architects, and received the William C. Noland Award for distinguished service and accomplishments from the Virginia Society of the AIA. The First Virginia Chapter of the National Society of Fundraising Executives recognized him as the Outstanding Fundraising Executive in 1999.

Steger received his Bachelor of Architecture degree, Master of Architecture degree and Ph.D., in Environmental Science and Engineering from Virginia Tech.



Jim Weaver

Director of Athletics

James C. Weaver, whose innovative ideas and work as a reformer have made him one of college athletics' most popular administrators, is the director of athletics at Virginia Tech.

Weaver, 60, was appointed on Sept. 24, 1997 and has been a tireless leader on behalf of Tech athletics. In his years on the job at Tech, Weaver has taken steps to place increased emphasis on projects benefiting student-athletes.

Weaver presided over Tech's move into the Atlantic Coast Conference in 2004-05.

Last summer, Virginia Tech and Miami were officially introduced as the 10th and 11th members of the ACC, effective July 1, 2004.

A top personal priority for Weaver is the continuing improvement of Tech's facilities.

Renovations on the west side of Lane Stadium are nearing completion. In addition to luxury suites and other game day amenities, the structure will house a ticket office, athletic fund offices, an Athletics Hall of fame and a new student academic services area.

Weaver renegotiated Tech's multimedia rights contract with ISP Sports, creating a new business relationship and enhanced revenue for the athletics department. In the Fall of 2000, Weaver arranged a joint venture with ISP to commit \$2 million to purchase new scoreboards, upgrade sound systems, install an L.E.D. video display screen at Lane Stadium (which will be enlarged for the 2005 season) and place two wall-mount L.E.D. video screens in Cassell Coliseum.

Weaver came to Tech from

Western Michigan University where he was director of athletics from January, 1996 until he came to Blacksburg. Prior to that, he was AD for three and a half years at UNLV, where he reconstructed a troubled athletic department.

Weaver brings a "Penn State mentality" to the position. He says that various schools' interest in him as a reformer through the years can be traced to Penn State and its reputation for how it conducts business in intercollegiate athletics.

It was with the Nittany Lions' football team that Weaver first made a name for himself in athletics. He was a center and linebacker on Penn State teams coached by the legendary Rip Engle and Joe Paterno.

A native of Harrisburg, Pa., Weaver was recruited to Penn State by Engle. He played three seasons under Engle and one under Paterno, who is still the coach of the Nittany Lions.

Weaver graduated from Penn State in 1967 with a bachelor's in psychology and rehabilitation education. He received a master's in college counselor education, also from Penn State, in 1968.

Weaver started a coaching career as an assistant at Penn State for six seasons.

Prior to landing the athletic director's job at UNLV, Weaver spent nine years at the University of Florida. He was a strong force at Florida in the field of compliance and concluded his time there as associate athletic director.

Weaver drew rave reviews at UNLV for his fund-raising expertise. He generated nearly \$15 million in his time there.

While at Western Michigan, Weaver announced creation of a \$7 million football center, stabilized fluctuating revenues and installed a CHAMPS Life Skills program.

Weaver and his wife Traci have four sons — Josh, Paul, Cole and Craig.

Athletics Management Staff



Sharon McCloskey
Senior Associate Director of
Athletics/SWA



David Chambers
Senior Associate A.D., External
Affairs



Tom Gabbard
Associate A.D., Internal Affairs



Jon Jaudon
Associate A.D., Administration



Randy Butt
Associate A.D., Financial Affairs



Megan Armbruster
Director of Student Life



John Ballein
Associate A.D., Football
Operations



Tim East
Assistant A.D., Marketing and
Promotions



Mike Gentry
Assistant A.D., Athletic
Performance



Mike Goforth
Director of Athletic Training



Chris Helms
Coordinator, Student-Athlete
Academic Support Services



Pam Linkous
Human Resources Manager



Lu Merritt
Director of Development for
Intercollegiate Athletics



Tim Parker
Assistant A.D., Compliance



Dave Smith
Sports Information Director



Sandy Smith
Assistant A.D., Ticketing Services



Cara Walters
Game Operations Manager



Russ Whitenack
Director of the Monogram Club

Athletics Directory

Virginia Tech Athletics Department
Jamerson Athletics Center/Cassell Coliseum/Merryman Center
Blacksburg, VA 24061
(All phone numbers are area code 540)

ADMINISTRATION

Director of Athletics	
Jim Weaver	231-3977
Senior Associate Director of Athletics/Senior Woman Administrator	
Sharon McCloskey	231-3977
Senior Associate Director of Athletics for External Affairs	
David Chambers	231-2371
Associate Director of Athletics for Internal Affairs	
Tom Gabbard	231-6265
Associate Director of Athletics for Administration	
Jon Jaudon	231-5497
Associate Director of Athletics for Financial Affairs	
Randy Butt	231-7530
Associate Director of Athletics for Football Operations	
John Ballein	231-9991
Assistant Director of Athletics for Compliance	
Tim Parker	231-5497
Assistant Director of Athletics for Marketing and Promotions	
Tim East	231-6600
Assistant Director of Athletics for Athletic Performance	
Mike Gentry	231-2984
Assistant Director of Athletics for Ticketing Services	
Sandy Smith	231-6731

ADMINISTRATIVE SUPPORT

Administrative Staff Assistant	Carmela Smith	231-3977
Secretary, Internal Affairs	Karen Mabry	231-6265
Secretary, External Affairs	Jean Ann Bailey	231-2371
Secretary, Administration	Joyce Wynn	231-5497
Secretaries, Olympic Sports	Marianne Baffi	231-3671
	Diane Buckland	231-5037
	Lisa Maddox	231-9415
Secretary, Sports Medicine/Athletic Training	Elaine Flippo	231-7741
Department Receptionist	Vickie Graham	231-9984

ATHLETIC PERFORMANCE

Asst. A.D. for Athletic Performance	Mike Gentry	231-2984
Director of Strength & Conditioning	Jay Johnson	231-8207
Assistant Director of Strength & Conditioning	Terry Mitchell	231-7386
Coordinator of Strength & Conditioning for Olympic Sports		
	Jamie Meyer	231-7386
Director of Sports Nutrition	Amy Freel	231-9910
Sport Psychologist	Dr. Gary Bennett	231-2556

BUSINESS OFFICE

Associate A.D., Financial Affairs	Randy Butt	231-7530
Human Resources Manager	Pam Linkous	231-3142
Business Manager	Lisa Rudd	231-6553
Assistant Business Manager	Michelle Collins	231-6590
Accounting Services Specialist	Jean Vaughan	231-6728
Accounting Services Specialist	Gary Steck	231-2196

CHEERLEADERS

Spirit Coach	Rickey Hill	231-5744
--------------	-------------	----------

EQUIPMENT

Equipment Manager	Lester Karlin	231-9967
Assistant Equipment Manager	Eric Cross	
Assistant Equipment Manager	Tommy Rapier	

FACILITIES AND GAME OPERATIONS

Game Operations Manager	Cara Walters	231-9963
Game Operations Coordinator	Jerry Cheynet	231-5128 or 231-6660
Facilities Manager (Jamerson/Cassell/Merryman)	Matthew Cox	231-2199
Facilities Manager (Field House)	Denie Marie	231-2191
Facilities Manager (Lane Stadium)	Casey Underwood	231-6067
Coordinator of Athletics Grounds	Jason Bowers	231-6067
Facilities Coordinator	Dan Pressley	231-9969
Facilities Manager (Tennis Center)	Jerry Stevens	231-5908

HOKIESPORTS THE NEWSPAPER

Editor	Jimmy Robertson	231-4134
Assistant Editor	Matt Spiers	231-3908

INTERNET SERVICES

Webmaster	Damian Salas	231-8816
-----------	--------------	----------

COMPUTER SERVICES

Director of Computer Services	Brad Tilley	231-7539
Computer Technician	Brandon Mason	231-9361
Secretary	Jean Ann Bailey	231-2371

MONOGRAM CLUB

Director	Russ Whitenack	231-9156
----------	----------------	----------

SPORTS INFORMATION OFFICE

Sports Information Director	Dave Smith	231-6726
Sports Information Secretary	Donna Smith	
Associate Sports Information Director	Anne Panella	231-7684
Assistant Sports Information Director	Bill Dyer	231-8852
Assistant Sports Information Director	Torye Hurst	231-8823
Assistant Sports Information Director	Bryan Johnston	231-3387
Assistant Sports Information Director	David Knachel	231-1838

SPORTS MARKETING & PROMOTIONS OFFICE

Assistant A.D., Marketing & Promotions	Tim East	231-6600
Director, Marketing & Promotions	Jeremy Wells	231-2515
Assistant Director, Marketing & Promotions	RaeLynn McAfee	231-3236
Secretary	Jean Ann Bailey	231-2371

SPORTS MEDICINE AND ATHLETIC TRAINING

Team Physicians	Dr. P. Gunnar Brolinson	231-7741
	Dr. Delmas Bolin	231-5983
	Mike Goforth	231-5983
Director of Athletic Training	Keith Doolan, Jimmy Lawrence, Megan Rittler, Kevin Domboski, Jesse Donnenwerth	231-6410
Athletic Trainers		

STUDENT-ATHLETE ACADEMIC SUPPORT SERVICES

Coordinator	Chris Helms	231-6165
Associate Coordinator	Colin Howlett	
Athletic Advisors	Katie Ammons, Drew Scales, Sarah Collins	
Secretary	Terrie Repass	

STUDENT SERVICES OFFICE

Director of Student Life	Megan Armbruster	231-6265
Coordinator of Student Life	Jessica Hood	231-1252
Coordinator of Academic Compliance	Sandy Weber	231-3956
Compliance Assistant	To be named	231-2264

TICKET OFFICE

Assistant A.D., Ticketing Services	Sandy Smith	231-6731
Assistant Ticket Manager	Stephen Medley	
Ticket Services Coordinators	Kathy Cox, Jenny Borg, Melissa Jones	

VIDEOGRAPHY

Director of Video Operations	Kevin Hicks	231-9990
Video Coordinator	Tom Booth	
Assistant Video Coordinator	Brian Walls	

VIRGINIA TECH ATHLETIC FUND, INC.

Director of Development for Intercollegiate Athletics	Lu Merritt	231-6618
Associate Director of Development for Intercollegiate Athletics	John Moody	
Director of Development for Special Gifts and the Athletic Annual Fund	Terry Bolt	
Director of Major Gifts for Intercollegiate Athletics	David Everett	
Assistant Director of Development	Brian Thornburg	
Assistant Director of Development	Scott Davis	
Accountant	Sharon Linkous	
Alumni Program Coordinator	Diana Fain	
Secretary	Jane Broadwater	
Fiscal Assistant	Vicky Moore	

BASEBALL

Head Coach	Chuck Hartman	231-3671
Associate Head Coach	Jay Phillips, Assistant Coach Jon Hartness	

BASKETBALL, MEN'S

Head Coach	Seth Greenberg	231-6725
Assistant Coaches	Brad Greenberg, Ryan Odom, Stacey Palmore	
Executive Secretary	Sharon Spradlin	
Director of Operations	Rick Hall	

BASKETBALL, WOMEN'S

Head Coach	Beth Dunkenberger	231-4998
Assistant Coaches	Shellie Greenman, Bobbie Kelsey, Stacy Cantley	
Executive Secretary	Dianne Santolla	
Director of Operations	Jill Jameson	231-7629

FOOTBALL OFFICE

Head Coach	Frank Beamer	231-4132
Executive Secretary	Diana Clark	231-4132
Assistant Coaches	Billy Hite, Bud Foster, Bryan Stinespring, Jim Cavanaugh, Tony Ball, Danny Pearman, Kevin Rogers, Lorenzo Ward, Charley Wiles	231-6368
Program Support Technicians	Lisa Marie	231-6368
	Kristie Verniel	231-9991
Associate A.D. for Football Operations	John Ballein	231-9991
Football Operations Assistant	Bruce Garnes	231-2502

GOLF

Head Coach	Jay Hardwick	231-6435
Graduate Assistant Coach	Brian Sharp	

LACROSSE

Head Coach	Tami Riley	231-2776
Assistant Coaches	Lisa Staedt, To be named	

SOCCER, MEN'S

Head Coach	Oliver Weiss	231-7143
Assistant Coaches	Mike Brizendine, To be named	

SOCCER, WOMEN'S

Head Coach	Kelly Cagle	231-6423
Assistant Coaches	Dan Cagle, Erin Fahey	

SOFTBALL

Head Coach	Scot Thomas	231-2720
Assistant Coaches	Christine Hornak, Al Brauns	231-1804

SWIMMING & DIVING, MEN AND WOMEN

Swimming Coach	Ned Skinner	231-5086
Diving Coach	Bert Locklin	231-3301
Assistant Coaches	Braden Holloway, Genevieve McNeill	231-9970

TENNIS, MEN'S

Head Coach	Jim Thompson	231-4589
Assistant Coach	Jimmy Borendame	

TENNIS, WOMEN'S

Head Coach	Terry Ann Zawacki-Woods	231-9971
Assistant Coach	To be named	

TRACK & CROSS COUNTRY, MEN'S AND WOMEN'S

Director of Track & Field and Cross Country	Dave Cianelli	231-5037
Associate Head Men's Track & Field Coach (Throws)	Greg Jack	
Assistant Coaches	Ben Thomas, Lawrence Johnson, Stacey Vidd	

WRESTLING

Head Coach	Tom Brands	231-3671
Assistant Coaches	Wes Hand, Doug Schwab	231-9357

VOLLEYBALL

Head Coach	Greg Smith	231-5037
Assistant Coaches	April Yantis, Jayme Gergen	231-9972

MEDIA INFORMATION



Whether at home, on the road, or just practicing during the week, the Virginia Tech Hokies are well-covered by the media. This year, media representatives will have the luxury of working in a brand-new, larger, state-of-the-art press box as part of the west side expansion.



**1993
INDEPENDENCE**

1st bowl of
12 in a row

Media Information

Sports Information

Football media services are coordinated by Sports Information Director Dave Smith and Assistant Sports Information Director Bryan Johnston. Please direct interview requests for any of the coaches, as well as credentials to Smith. All player interview requests should be made to Johnston.

For photo requests, please contact Assistant Sports Information Director Dave Knachel. The Sports Information Office is located on the fourth floor of the Jamerson Athletic Center, which is connected to Cassell Coliseum and the Merryman Athletic Center. The office is next to the Bowman Room.

All media members coming to campus during the week need to stop by the Visitor's Center, located on Southgate Drive across from the "VT shrubs" to pick up a visitor's parking pass. **Media will be responsible for paying any fines they incur while on campus.**

The Press Box

This season, the media will enjoy a state-of-the-art press box as part of the west side renovation project. The press box at Lane Stadium/Worsham Field comprises seven levels. Newspaper, radio and television reporters work on the fifth level. Space in other areas is assigned as follows: First level — Hokie Club Office and ticket office; Third level — Academic advising; Fourth level — University President's box; Fifth level — Home and visiting Athletic Director's suites, press dining and television broadcast booth; Seventh level — Public address announcer, replay booth, scoreboard operators, Tech and visiting coaches' phones, sports information stat booth, home and visiting radio booths, home and visiting team coaches' show and film crews.

The media area of the press box is accessible via elevators Nos. 4 & 5, which are located on the west side, in the south tower.

Admission to the press box is by credential only. Smoking is not allowed in the stands or in any enclosed area of Lane Stadium, including the press box and rest rooms.

Press Credentials

Requests for press credentials are screened with care due to the demand for credentials and to ensure a working press box. Traditional print, television and radio (media agency) regularly assigned to cover Virginia Tech and the visiting school will receive first priority, as well as national news-gathering agencies. Credentials for on-line Internet sites will be granted to Virginia Tech-operated Web sites, the visiting team's official Web site and the Atlantic Coast Conference's official Web site.

Requests should be made in writing on company letterhead at least 10 days prior to the game to guarantee consideration. Requests should be directed to Dave Smith, sports information director. Requests the week of the game will be honored on a space-available basis and will be left at the Will Call window at Lane Stadium/Worsham Field if they cannot be mailed.

Spouses, dates, children, equipment carriers and non-workers are restricted from the press box, sidelines and locker rooms. Any abuse of a working credential will result in the media agency losing credential privileges.

In some instances, due to space limitations, meeting the identified criteria does not guarantee credentials for every game.

2005 Preseason Dates

Thurs., Aug. 4 Team reports
 Fri., Aug. 5 First day of practice
 Fri., Aug. 5 - Tues., Aug. 9 5-day acclimation period
 Sat., Aug. 6 Media Day (Media only)
 Tues., Aug. 9 First day in full pads
 Wed., Aug. 10 First two-a-day practices
 Mon., Aug. 29 First Beamer teleconference
 Tues., Aug. 30 First weekly press conference
 Wed., Aug. 31 First ACC teleconference
 Sun., Sept. 4 Tech @ NCSU, 7:15 p.m.

Additional Accreditation Guidelines

- Only full-time, salaried employees intending to provide actual game coverage may receive a credential.
- A requesting media agency must represent a collective, organizational editorial voice, not simply the offerings of a single individual.
- Membership in a writer's association does not automatically qualify an agency for credentials.
- A media agency may assign one of its credentials to its on-line entity.
- An on-line entity, not associated with a traditional media agency, may qualify for one credential, subject to the following conditions:

An on-line entity may receive a credential only if its own full-time staff writes a majority percentage of that site's own material.

On-line entities that focus primarily on Virginia Tech Athletics and also sponsor message boards or chat rooms, may receive credentials provided they adhere to a policy that requires that a posted message or opinion is identified with the actual name and city of the individual.

Any on-line service that is recognized as an outlet intended primarily for the purpose of delivering news related to the recruitment of student-athletes will not qualify for credentials.

On-line entities will not receive photography credentials.

On-line entities (other than those identified above) registering 20,000 legitimate unique users per month in each of the past 12 months will be given first consideration.

"Real-time" transmission of digital images, audio and data, including live game play-by-play and statistics, of any home game is the exclusive property of Virginia Tech and/or its rights holder(s). "Real-time" is defined as "live continual coverage or description of an event."

Media Will Call

In most cases, credentials will be mailed. Credentials may be picked up through Friday of a game week from secretary Donna Smith at the Sports Information Office. Credentials not mailed or picked up will be held at the Will Call window located a few steps from elevator No. 5, the press entrance to Lane Stadium/Worsham Field.

Dave Smith: vtsid@vt.edu

TYPICAL HOKIE GAME WEEK SCHEDULE

Bryan Johnston: blj@vt.edu

Sunday	Monday	Tuesday	Wednesday	Thursday	Friday	Saturday
Treatment and Weights No Interviews	Beamer on VT Teleconference 11:40 a.m.; Call VT SID Office for the number Practice No Interviews	Press Luncheon 1-2:30 p.m. Shott Media Center Practice Players and coaches available after practice	Beamer on ACC Teleconference 12:10 p.m.; Call ACC Office for the number Practice Players and coaches available after practice	Practice No Interviews	Team Travel or Walk-through No Player Interviews Coach Beamer available for group interviews.	Game Day Post Game Coach Beamer and top requested players available.

Photo Credentials

The NCAA has established a control policy to keep the field free from congestion. Only photographers on assignment and members of the television media are given photo credentials. Freelance or amateur photographers will not be issued credentials.

All photographers must work outside the 30-yard lines as prescribed by the NCAA. Photographers are not permitted in the bench area. On the front line of the sidelines, as well as in the south end zone, photographers are required to kneel. Those photographers shooting from behind the second line, as well as in the north end zone, are allowed to stand.

For those who need to transmit photos electronically, a work room for photographers is available. This room is located in the June Oblinger Shott Media Center, on

the ground level beneath the south end zone. A member of the Sports Information Staff will be on the sidelines to lend assistance during the game.

Rights Restriction

Virginia Tech is and shall be the sole owner of any and all copyrights, intellectual property rights and proprietary rights for images, sounds and data arising from or during Virginia Tech home athletics contests.

The use of photographs, video and/or audio for purposes other than traditional news coverage is forbidden. No redistribution is permitted.

ENG Crew Restrictions

Electronic news gathering ("ENG") crews acknowledge and agree they shall abide by the following restrictions regarding the use of television footage of

Just Virginia Tech, Please

While the full name of the school is Virginia Polytechnic Institute and State University, the school is commonly referred to as "Virginia Tech." Founded in 1872, as Virginia Agricultural and Mechanical College, the university changed its name to Virginia Polytechnic Institute in 1896. Fans of the athletic department, as well as media covering the Hokies, shortened the name to VPI, but it eventually became Virginia Tech. The "State University" was added in 1970 to bring the official title to what it is today.

Those covering Hokie athletics are asked to refer to the university as simply "Virginia Tech."

Virginia Tech University, VPI and SU, VPI&SU, "Vah Tech," VT or VA Tech are not recognized names and should not be used.

home football games of Atlantic Coast Conference ("ACC") schools. If the ACC football game is telecast by ABC or ESPN ("ABC/ESPN Games"), ENG crews (i) may not use television footage of the ABC/ESPN Game, except for excerpts consistent with ABC's or ESPN's, as applicable, news access guidelines, and (ii) may not authorize the use of any such television footage by any third

parties. ENG crews acknowledge and agree that ABC and ESPN have the exclusive right to telecast live home football games of ACC schools between 3:30 p.m., and 11 p.m., east coast time (excluding telecasts of games commencing at noon east coast time that extend into overtime or whose start times are delayed by extraordinary circumstances, such as inclement weather).

VIRGINIA TECH SPORTS INFORMATION DIRECTORY



Dave Smith
Sports Information
Director



Anne Panella
Associate SID



Bryan Johnston
Assistant SID



Dave Knachel
Assistant SID



Bill Dyer
Assistant SID



Torye Hurst
Assistant SID



Donna Smith
Secretary

Virginia Tech Sports Information

460 Jamerson Athletic Center (0502)
Blacksburg, VA 24061

Office Phone
(540) 231-6726

Office Fax
(540) 231-6984

Smith at Home
(540) 951-8024

Web Site
www.hokiesports.com

Dave Smith is beginning his 31st year with the Virginia Tech Athletics Department and his 15th full-time season with the Hokie football team. He has been involved with the football team each of his 30 years at Tech.

Smith works with head coach Frank Beamer and the rest of the Virginia Tech coaching staff, as well as overseeing the day-to-day working of the sports information office. Smith also travels with the team to road games.

All interview requests for Beamer or any coach should be made through Smith by calling (540) 231-6726.

Smith is a 1970 graduate of Virginia Tech with a degree in English.

Bryan Johnston is in his seventh year with the Virginia Tech Athletics Department and his sixth with the Hokie football team.

His main duties with the football team include acting as a liaison between the media and the Tech football players and setting up the weekly press conferences, laying out the game notes as well as traveling with the team to road games.

All interview requests for any player should be made through Johnston by calling (540) 231-3387.

A native of Chesapeake, Va., Johnston is a 1999 graduate of the University of South Carolina with a degree in sport administration.

Dave Knachel is in his 10th year as an assistant SID at Virginia Tech, and has been photographing Hokie sports for 24 years, since he came to the university as a student in 1981.

Prior to joining the Tech staff in 1996, he worked for local newspapers. He has also volunteered extensively in many capacities with Special Olympics Virginia.

Knachel is responsible for photographic coverage of all 21 sports at Tech and designing athletic department publications as well.

Media requests for digital images of Tech players, coaches and administrators should be made to Knachel by calling (540) 231-1838 or by e-mail at dknachel@vt.edu.



Jamerson Athletic Center

The Virginia Tech Sports Information Office is located on the fourth floor of the Jamerson Athletic Center, behind Cassell Coliseum.

Game Day Media Parking (Media parking pass required)

When entering from Southgate Drive, turn right onto Tech Center Drive. Media parking is located on the right as you drive up the hill.

Visitor Parking (Non-game days)

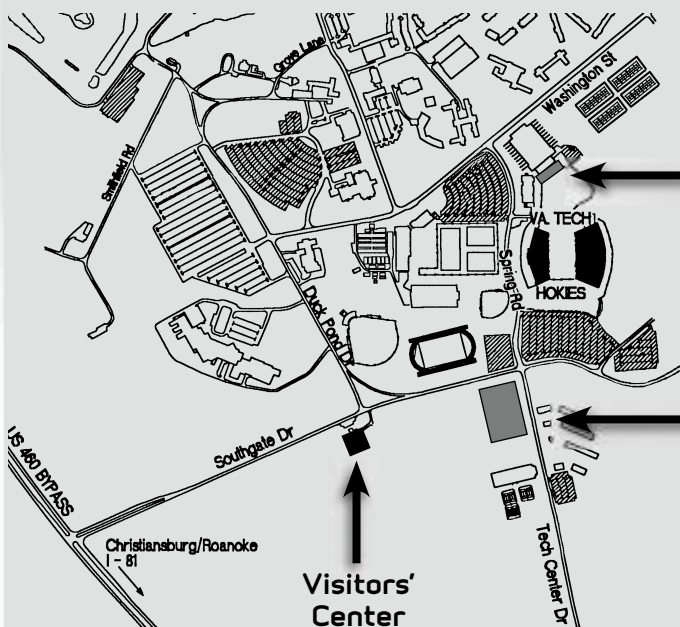
Visitor parking permits are available at the Information/Visitors Center on Southgate Drive (Rt. 314) just off the 460 Blacksburg Bypass.

Parking

Game day media parking is available on a limited basis in a media-designated lot near the Burrows-Burleson Tennis Center. The entrance to this lot is on Tech Center Drive off of Southgate Drive. Requests for parking credentials should be submitted to Dave Smith, sports information director. If you plan to visit the Tech campus during the week, parking information is available on page 327.

Press Box Services

Complete team and individual statistics, a play-by-play, drive chart, defensive stats and postgame coaches' quotes will be provided. An inside public address announcer keeps the media abreast of play-by-play, records that are broken and game notes. A pregame meal is served, starting approximately one and one-half hours before kickoff and refreshments are available throughout the game. Postgame stats will be faxed upon request.

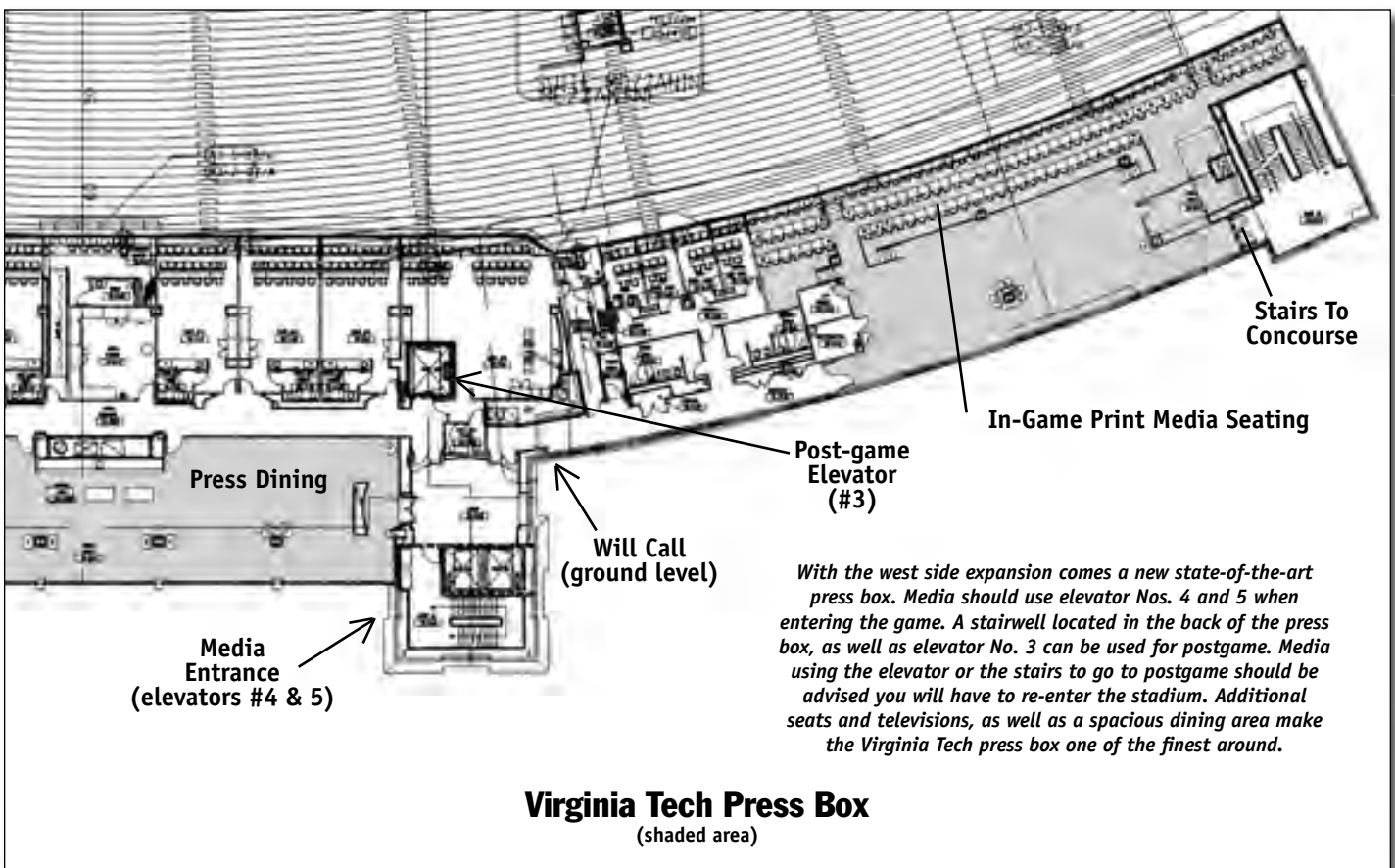


Getting To Campus

The campus is located in Blacksburg, Va., about 40 miles southwest of Roanoke, Va. To reach the campus from Interstate 81, take Exit 118-B (Christiansburg) onto U.S. Route 460 West. Follow the 460 Blacksburg Bypass and turn right onto Rt. 314.

By Air

Roanoke Regional Airport in Roanoke, Va., is served by major domestic airlines. Limousine services provide transportation between the airport and campus. Private planes may land at the Virginia Tech Airport, near campus.



Virginia Tech Press Box (shaded area)

With the west side expansion comes a new state-of-the-art press box. Media should use elevator Nos. 4 and 5 when entering the game. A stairwell located in the back of the press box, as well as elevator No. 3 can be used for postgame. Media using the elevator or the stairs to go to postgame should be advised you will have to re-enter the stadium. Additional seats and televisions, as well as a spacious dining area make the Virginia Tech press box one of the finest around.

Telephones

Ten telephones will be located in the press box for pool use. These phones require collect calls or a credit card for billing. Newspapers desiring their own telephone or ethernet lines should submit requests to Virginia Tech CNS at (540) 231-4350. If you request your own phone, please notify the sports information office so we can give the phone company the proper location. The same applies for photographers wishing to activate a phone or ethernet line in the south end zone work room, where two pool phones and one pool ethernet line are provided. Please make all requests well in advance of the game.

Wireless Internet

For the second year, Virginia Tech will offer free wireless internet to members of the media working the game. To be able to use this feature, you must have a wireless (802.11 compatible) card in your laptop, tested and configured prior to arriving. To register for this service, you must email Brad Tilley at rtilley@vt.edu prior to arriving on game

day, or meet with him in the press box or south end zone when you arrive. Your email address will serve as both your user name and password.

Postgame Interviews

All postgame interviews take place in the June Oblinger Shott Media Center, located on the ground level of the south end zone. After a short cool-down period, Coach Frank Beamer and 7-10 of the top requested players will meet with the news media after each home game. Media members with special player requests need to make those known prior to the fourth quarter.

A separate room, located directly across the hall from the Tech interview room, is available for interviews with the coaches and players from the visiting team. Directions to both interview areas will be available in the press box or through the SID Office. Media access to visiting players will be determined by the visiting SID.

Virginia Tech Web Site

Notes, releases, statistics and other pertinent information are available on Tech's official Web

(hokiesports.com). Because of easy access to information on the Web site, members of the media no longer receive weekly releases by mail. Tech's football statistics will be available on the same day of games. Notes on the upcoming game will be updated Monday afternoon.

Media who would like game notes, as well as general releases, e-mailed to them need to contact Bryan Johnston (blj@vt.edu) to be placed on the group e-mail list.

Virginia Tech also has a media-only Web site, where members of the media can access high-quality head shots, logos and other pertinent information. For the address to this site, please contact Bryan Johnston.

The ACC on the Web

The ACC site on the Internet is available at www.theacc.com. The site contains current information on all facets of the Atlantic Coast Conference. In addition, in-game scores for football contests involving ACC teams will be updated in-progress. Please contact Brian Morrison in the ACC media relations department for more information.

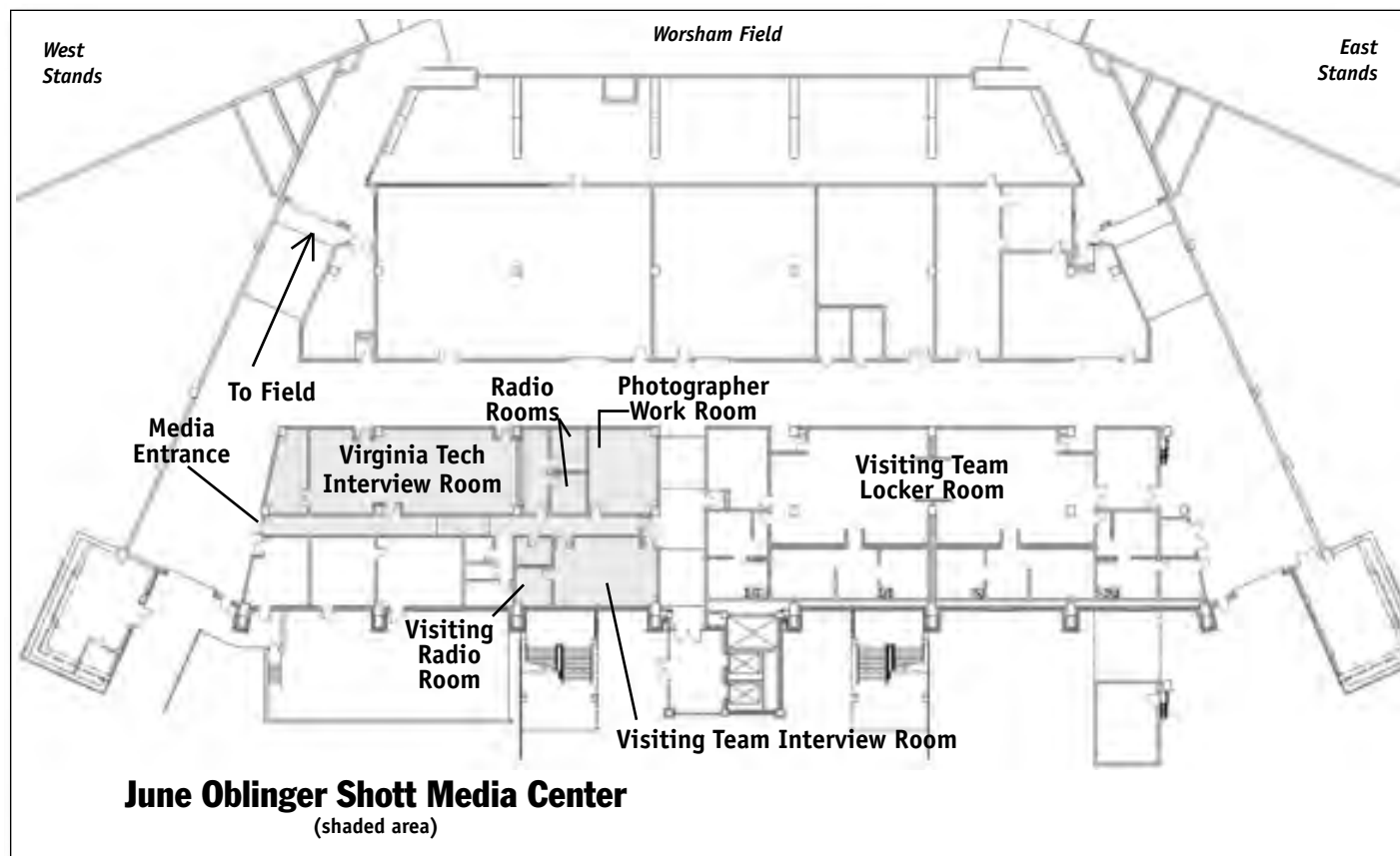
Interview Policy

Virginia Tech's coaches and players will be available throughout the season for interviews with members of the news media. It is important, however, that all requests for interviews be made through the Tech Sports Information Office.

All requests for players to appear at the press luncheons must be submitted to Bryan Johnston by noon on Monday of that week. You may call him at (540) 231-3387 or e-mail him at blj@vt.edu. Any other requests for individual interviews, whether by phone or after practice, need to be submitted on Monday as well. Player availability for the press luncheons is determined by each player's class and lifting schedule and some players may not be available. In that case, all efforts will be made to get the player at some point during the week.

Any media person wishing to come to practice and talk to a specific player or coach needs to contact the SID Office the day before to allow time to contact the desired people.

At no time will a player's phone number be given out and media are asked not to call or e-mail the players at home or ask for their contact information.



Beamer Teleconference Session

On Mondays during the season, Coach Frank Beamer will be available via teleconference for approximately 15-20 minutes. The interview session will begin at 11:40 a.m. Media interested in this opportunity are asked to call the Sports Information Office at (540) 231-6726 for the phone number.

Weekly Press Interview Session

On Tuesdays prior to each Tech game, Coach Frank Beamer and select members of the Tech team will be available to meet accredited media in the Shott Center, located in the south end zone. A light lunch will be served at approximately 12:30 p.m. Coach Beamer will begin the interview session at 1 p.m., followed by player interviews at approximately 1:20. The interview session will conclude by 2:30 p.m.

An audio copy of Beamer's session with the media will be available by 4 p.m. The telephone number for these reports is (540) 232-3719. A video feed of Beamer, along with the players, is available both live and archived on hokietv.com

Talking to Coach Beamer

The best ways to reach Coach Frank Beamer are on his Monday teleconference, his weekly press interview session on Tuesdays, on the ACC teleconference on Wednesdays or after practice. Any additional requests should be made through Dave Smith at (540) 231-6726.

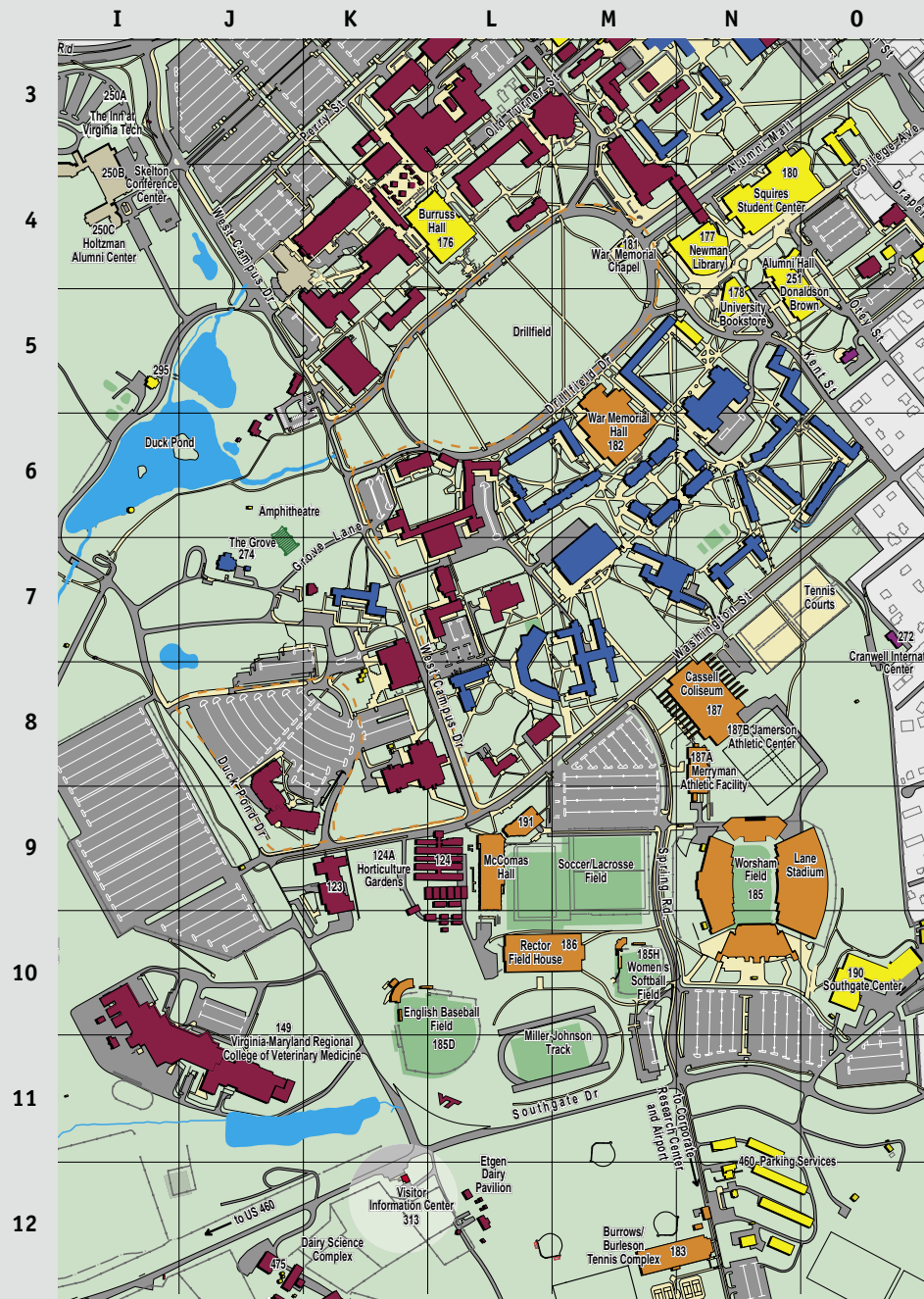
ACC Teleconference

The ACC football coaches will be featured on a weekly teleconference, beginning on Wed., Aug. 31. The final teleconference, for the UNC game, will be on Tues., Nov. 24. Each coach will be available for 10 minutes with Coach Beamer scheduled to start at 12:10 p.m. The teleconference number will be mailed to media members who cover Virginia Tech football. Members of the media can also secure the number by contacting the ACC office at (336) 851-6062.

Satellite Feed

The ACC provides weekly satellite feeds with highlights, along with coach and player interviews. Additional information is available through the ACC office.

VIRGINIA TECH CAMPUS MAP



J-9	123	Food Science and Technology
L-9	124	Greenhouses
K-9	124A	Horticulture Gardens
J-11	149	Virginia-Maryland Regional College of Veterinary Medicine
L-4	176	Burruss Hall
N-4	177	Newman Library
N-5	178	University Bookstore
N-4	180	Squires Student Center
M-4	181	War Memorial Chapel
M-6	182	War Memorial Hall
N-12	183	Burrows/Burleson Tennis Center
N-9	185	Lane Stadium/Worsham Field
K-10	185D	English Field
M-10	185H	Women's Softball Field
L-10	186	Rector Field House

N-8	187	Cassell Coliseum
N-8	187A	Merryman Athletic Facility
N-8	187B	Jamerson Athletic Center
O-10	190	Southgate Center
L-9	191	McComas Hall
I-3	250A	The Inn at Virginia Tech
I-4250B	Skelton Conference Center
I-4250C	Holtzman Alumni Center
N-4	251	Alumni Hall
O-5	251	Donaldson Brown
O-7	272	Cranwell International Center
J-7274	The Grove
I-5295	Golf Course Clubhouse
K-12	313	Visitor Information Center
N-12	460	Parking Services
J-12475	Dairy Science Complex

VIRGINIA TECH MEDIA OUTLETS

Wire Service

The Associated Press (Richmond)
The Associated Press (Roanoke)

CONTACTS

Hank Kurz, Jr.
Bob Lowry

PHONE

804-643-6646
540-344-5860

FAX

804-643-6223
540-342-2482

INTERNET SITE

www.ap.org
www.ap.org

Newspapers

hokiesports the newspaper
Bluefield Daily Telegraph
Bristol Herald Courier

CONTACTS

Jimmy Robertson
Bob Redd
Michael White,
Bucky Dent

PHONE

540-231-4134
304-327-2811
276-669-2181

FAX

540-231-6984
304-327-6179
276-669-3696

INTERNET SITE

www.hokiesports.com/newspaper
www.bdtonline.com
www.tricities.com

Charlottesville Daily Progress
Collegiate Times
Danville Register & Bee
Fredericksburg Free Lance Star

Jerry Ratcliffe
Sports Editor
John Coscia
Steve DeShazo,
Jim McConnell

434-978-7246
540-231-9865
434-793-2311
540-373-5000

434-975-7104
540-231-5057
434-797-2299
540-373-8450

www.dailyprogress.com
www.collegiatetimes.com
www.registerbee.com
www.freelancestar.com

Harrisonburg News-Record
Hopewell News
Kingsport Times News

Chris Simmons
Hank Bilyeau
Pat Kenney,
John Moorehouse

540-574-6200
804-458-8511
423-246-8121

540-433-9112
804-458-7556
423-392-1385

www.dnronline.com
www.hopewellnews.com
www.timesnews.net

Lynchburg News
Martinsville Bulletin
Newport News Daily Press

TBA
John Krueger
Ryan O'Halloran,
David Teel

434-385-5554
276-638-8801
757-247-4637

434-385-5538
276-638-4153
757-247-9420

www.newsadvance.com
www.martinsvillebulletin.com
www.dailypress.com

News-Messenger
Norfolk Virginian Pilot

David Grimes
Kyle Tucker,
Tom Robinson

540-382-6171
757-446-2630

540-382-3009
757-533-9004

www.mainstreetnewspapers.com
www.pilotonline.com

Petersburg Progress-Index
Potomac News
Pulaski Southwest Times
Richmond Times Dispatch

John Medeiros
Dave Fawcett
Dave Bissett
Jack Berninger,
Mike Harris,
John Markon

804-732-3456
703-878-8000
540-980-5220
804-649-6445

804-861-9452
703-878-3993
540-980-3618
804-775-8085

www.progress-index.com
www.potomacnews.com
www.southwesttimes.com
www.timesdispatch.com

Roanoke Times

Michael Stowe,
Randy King

540-981-3221

540-981-3392

www.roanoketimes.com

South Boston News & Record
Staunton Daily News Leader
Washington Post
Washington Times
Waynesboro News Virginian
Winchester Star

Tucker McLaughlin
Hubert Grimm
TBA
Matt Rennie
Jim Sacco
Ben Brooks

434-572-2928
540-885-7281
202-334-7350
202-636-3253
540-989-8213
540-667-3200

434-572-2920
540-885-1904
202-334-7685
202-529-7869
540-942-4542
540-667-0012

www.thenewsrecord.com
www.newsleader.com
www.washingtonpost.com
www.washingtontimes.com
www.newsvirginian.com
www.winchesterstar.com

Local Radio

ISP SPORTS

CONTACTS

Bill Roth,
Mike Burnop

PHONE

540-961-7604

FAX

540-961-7606

INTERNET SITE

www.ispsports.com

WBRW-Radio
Virginia News Network
WUVT-Radio

Rick Watson
Gary Hess
Sports

540-633-5330
804-474-0155
540-231-9881

540-633-2998
804-474-0167

www.virginianewsnetwork.com

Local Television

WDBJ-TV (Roanoke, Va.)
WSLS-TV (Roanoke, Va.)
WSET-TV (Lynchburg, Va.)
WCYB-TV (Bristol, Va.)
WTVR-TV (Richmond, Va.)
WAVY-TV (Portsmouth, Va.)
WTKR-TV (Norfolk, Va.)
WVEC-TV (Norfolk, Va.)
WVIR-TV (Charlottesville, Va.)
WWBT-TV (Richmond, Va.)
WRIC-TV (Richmond, Va.)
WVVA-TV (Bluefield, W.Va.)

CONTACTS

Mike Stevens
Justin Ditmire
Dennis Carter
Paul Johnson
Lane Casadonte
Bruce Radar
Ted Alexander
Scott Cash
Marty Hudtloff
Ben Hamlin
Chip Tarkenton
Bob Grebe

PHONE

540-985-3623
540-981-9126
434-528-1315
276-645-1555
804-254-3645
757-393-1010
757-446-1000
757-625-1313
434-977-7082
804-233-5461
804-330-8888
304-325-5487

FAX

540-343-7269
540-343-2059
434-847-8800
276-645-1554
804-254-3697
757-397-8279
757-446-1376
757-628-5855
434-220-2905
804-230-2789
804-330-8883
304-327-5586

INTERNET SITE

www.wdbj7.com
www.wsls.com
www.wset.com
www.wcyb.com
www.wtvr.com
www.wavy.com
www.wtkr.com
www.wvec.com
www.nbc29.com
www.nbc12.com
www.wric.com
www.wvva.com

Hokie Spirit

Game days in Blacksburg are truly spectacles, with Corps of Cadets formations and such treats as a flyover by a B-2 stealth bomber flown by Virginia Tech alumni.



The HokieBird is a fan favorite.



The HighTechs dance troupe adds to the pageantry of college football at Lane Stadium/Worsham Field where the fans are as loud and dedicated as any in the country.



The Highy-Tighties, the regimental band of the Virginia Tech Corps of Cadets, showcase the history and tradition of the university.

"The Walk" is a more recent tradition at Virginia Tech where thousands of fans line Spring Road to greet the Hokies as they arrive on game day.



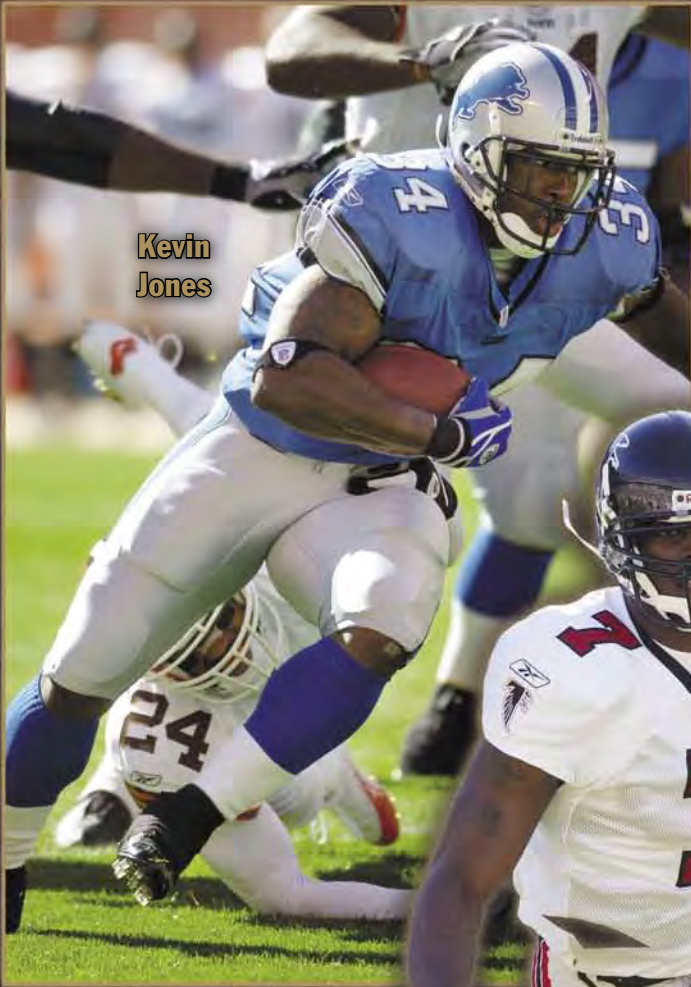
Another long-time tradition at Lane Stadium, is "Skipper" being fired following the National Anthem and each time the Hokies score.




Known as "The Spirit of Tech," the Marching Virginians bring the stadium alive with their music and get the fans on their feet with the "Hokey Pokey" during the final quarter break of each home game.




The cheerleaders entertain the crowd with their athletic performances.




Kevin Jones



John Engelberger



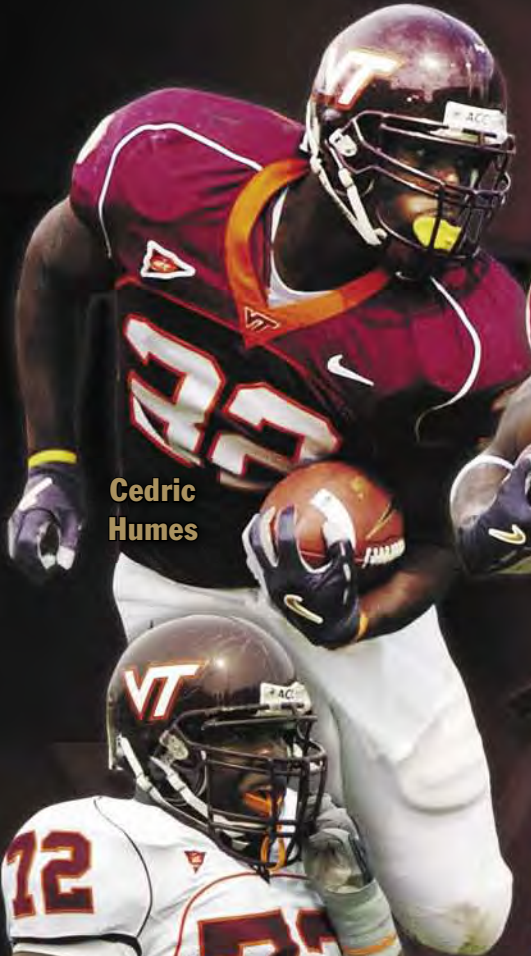
Shayne Graham



Michael Vick

Lee Suggs


Virginia Tech continues to develop talented players who go on to succeed at the next level. Under Frank Beamer, 56 players have been drafted, including one overall No. 1 pick, five first-rounders and 26 players in the last six drafts alone. More than 120 of his former Hokies have signed contracts with the NFL.




Cedric Humes




Mike Imoh



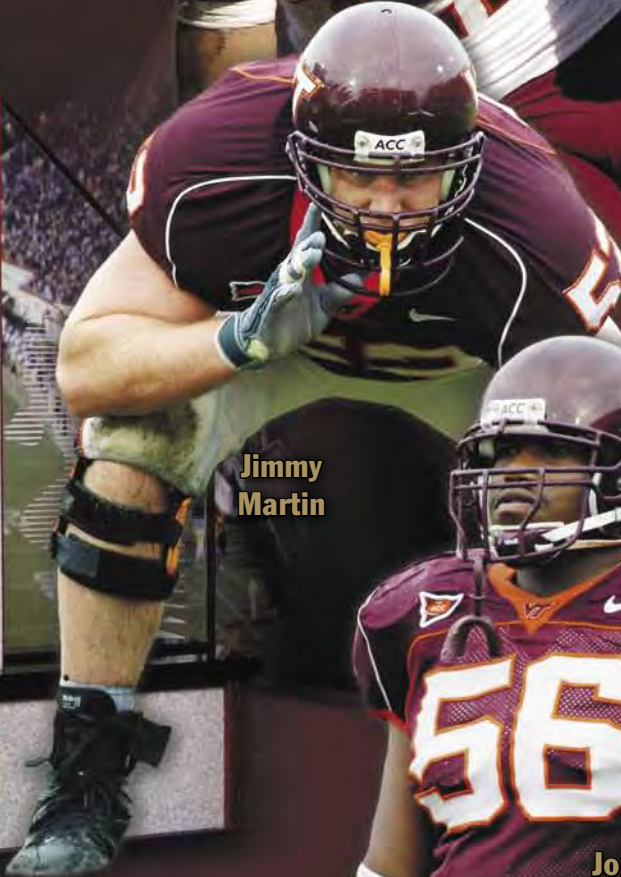
James Anderson



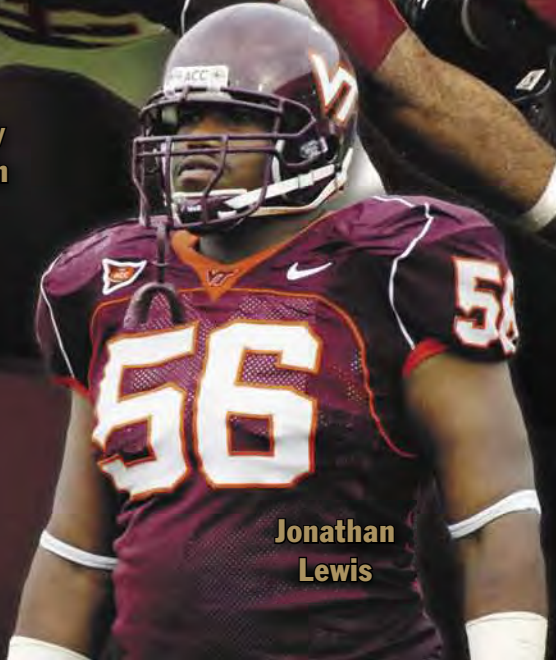
Jason Murphy



Justin Hamilton



Jimmy Martin



Jonathan Lewis



**Atlantic Coast
Conference**

Football

Champions

2004

- CLEMSON
- DUKE
- FLORIDA STATE
- GEORGIA TECH
- MARYLAND
- MIAMI
- NORTH CAROLINA
- NC STATE
- VIRGINIA
- VIRGINIA TECH
- WAKE FOREST

