



THE RECORD BOOK

Wide receiver Ernest Wilford ended his collegiate career as the Hokies' all-time leader in pass receptions with 126

INAUGURAL SEASON IN THE ACC

Tech in the NCAA Record Book

Current Individual Record Holders

Game

Most Yards on Interception Returns
Ashley Lee, 182 vs. Vanderbilt, 1983

Highest Average Gain Per Interception
Ashley Lee, 91.0 vs. Vanderbilt, 1983

Most Field Goals Made by a Freshman
Mickey Thomas, 6 vs. Vanderbilt, 1989

Season

Most Games Scoring a Touchdown
Lee Suggs, 14, 2002

Highest Passing Efficiency by a Freshman
Michael Vick, 180.4, 1999

Career

Most Consecutive Games Scoring a Touchdown
Lee Suggs, 27, 2001-2003



Don Strock (left) led the NCAA in passing and total offense in 1972.

Ashley Lee, (bottom) is still in the NCAA record book for his defensive performance against Vanderbilt in 1983.



Statistical Champions

Team

Scoring Defense

1983 – 1. Virginia Tech, 8.3 ppg.
1999 – 1. Virginia Tech, 10.5 ppg.

Scoring Offense

1999 – 1. Virginia Tech, 41.4 ppg.

Passing

1972 – 1. Virginia Tech, 304.4 ypg.

Rushing Defense

1982 – 1. Virginia Tech, 49.5 ypg.
1983 – 1. Virginia Tech, 69.4 ypg.
1995 – 1. Virginia Tech, 77.4 ypg.

Punt Return Yards

2000 – 1. Virginia Tech, 18.23

Interceptions

2002 – 1. Virginia Tech, 24

Individual

Total Offense

1972 – 1. Don Strock, 288.2 ypg.

Passing

1972 – 1. Don Strock, 3,243 yds.

Scoring

2000 – 1. Lee Suggs, 15.27 ppg.

Field Goals

1986 – 1. Chris Kinzer, 2.0 pg.

Punt Returns

1991 – 1. Bo Campbell, 18.2 ypr.

Passing Efficiency

1999 – 1. Michael Vick, 180.4



Scoring

Individual Scoring

Most Points Scored

| | | | |
|--------|-----|----------------------------|---------|
| Game | 36 | tb Tommy Francisco vs. VMI | 1966 |
| Season | 168 | tb Lee Suggs | 2000 |
| Career | 371 | pk Shayne Graham | 1996-99 |

Most Touchdowns

| | | | |
|--------|----|----------------------------|---------|
| Game | 6 | tb Tommy Francisco vs. VMI | 1966 |
| Season | 28 | tb Lee Suggs | 2000 |
| Career | 56 | tb Lee Suggs | 1999-02 |

Most Points by Kicking

| | | | |
|--------|-----|------------------------------|---------|
| Game | 18 | Mickey Thomas vs. Vanderbilt | 1989 |
| Season | 107 | pk Shayne Graham | 1999 |
| Career | 371 | pk Shayne Graham | 1996-99 |

Extra Points Attempted

| | | | |
|--------|-----|------------------|-------------|
| Game | 10 | Jon Utin vs. VMI | 1966 |
| Season | 57 | Shayne Graham | 1999 |
| Career | 195 | Carter Warley | 2000 & 2003 |

Extra Points Made

| | | | |
|--------|-----|------------------|---------|
| Game | 10 | Jon Utin vs. VMI | 1966 |
| Season | 56 | Shayne Graham | 1999 |
| Career | 190 | Carter Warley | 2000-03 |

Field Goals Attempted

| | | | |
|--------|----|-------------------------------|---------|
| Game | 6 | Wayne Latimer vs. Florida St. | 1973 |
| Season | 32 | Shayne Graham | 1998 |
| Career | 93 | Shayne Graham | 1996-99 |

Field Goals Made

| | | | |
|--------|----|------------------------------|---------|
| Game | 6 | Mickey Thomas vs. Vanderbilt | 1989 |
| Season | 22 | Chris Kinzer | 1986 |
| Career | 68 | Shayne Graham | 1996-99 |

Most Consecutive Field Goals Made

| | | | |
|--------|----|--------------|------|
| Game | 17 | Chris Kinzer | 1986 |
| Season | 17 | Chris Kinzer | 1986 |
| Career | 17 | Chris Kinzer | 1986 |

Most Consecutive PAT Kicks Made

| | | | |
|--------|----|---------------|---------|
| Game | 97 | Shayne Graham | 1997-99 |
| Season | 97 | Shayne Graham | 1997-99 |
| Career | 97 | Shayne Graham | 1997-99 |

Team Scoring Records

Most Points Scored

| | | | |
|--------|-----|------------------------------|------|
| Game | 77 | vs. Akron (since 1950) | 1995 |
| Season | 460 | vs. Emory & Henry (all-time) | 2003 |
| Career | 460 | vs. Emory & Henry (all-time) | 2003 |

Most Touchdowns

| | | | |
|--------|----|-----------|-------------|
| Game | 11 | vs. Akron | 1995 |
| Season | 61 | vs. Akron | 2000 & 2003 |
| Career | 61 | vs. Akron | 2000 & 2003 |

Most Points by Kicking

| | | | |
|--------|-----|----------------|---------|
| Game | 18 | vs. Vanderbilt | 1989 |
| Season | 107 | vs. Vanderbilt | 1999 |
| Career | 371 | vs. Vanderbilt | 1996-99 |

Extra Points Attempted

| | | | |
|--------|----|---------|------|
| Game | 10 | vs. VMI | 1966 |
| Season | 61 | vs. VMI | 2003 |
| Career | 61 | vs. VMI | 2003 |

Extra Points Made

| | | | |
|--------|----|---------|------|
| Game | 10 | vs. VMI | 1966 |
| Season | 58 | vs. VMI | 2003 |
| Career | 58 | vs. VMI | 2003 |

Most Two-Point Conversions

| | | | |
|--------|---|--------------|------|
| Game | 4 | vs. Richmond | 1959 |
| Season | 7 | vs. Richmond | 1958 |
| Career | 7 | vs. Richmond | 1958 |

Year-by-Year Scoring Leaders

| Year | Player | TDs | EPK/other | FGs | TP |
|------|------------------|-----|-----------|-----|-----|
| 1952 | Dickie Beard | 5 | | | 30 |
| 1953 | Jack Williams | 5 | | | 30 |
| 1954 | Dickie Beard | 4 | 15 | | 39 |
| 1955 | Don Divers | 7 | | | 42 |
| | Leo Burke | 7 | | | 42 |
| 1956 | Jimmy Lugar | 8 | | | 48 |
| 1957 | Barry Frazier | 3 | 13 | 1 | 34 |
| 1958 | Pat Henry | 7 | 1 | | 44 |
| 1959 | Alger Pugh | 11 | | | 66 |
| 1960 | Terry Strock | 7 | | | 42 |
| 1961 | Terry Strock | 3 | | | 18 |
| | Warren Price | 3 | | | 18 |
| 1962 | Bob Schweickert | 5 | | | 30 |
| 1963 | Sonny Utz | 10 | | | 60 |
| 1964 | Sonny Utz | 11 | | | 66 |
| 1965 | Bobby Owens | 7 | | | 42 |
| 1966 | Tommy Francisco | 14 | | | 84 |
| 1967 | Jon Utin | 0 | 17 | 10 | 47 |
| 1968 | Jack Simcsak | 0 | 24 | 9 | 51 |
| 1969 | Terry Smoot | 12 | | | 72 |
| 1970 | Perry Tiberio | 10 | | | 60 |
| 1971 | James Barber | 9 | | | 54 |
| 1972 | James Barber | 13 | | | 78 |
| 1973 | Wayne Latimer | 0 | 22 | 13 | 61 |
| 1974 | Bruce Arians | 11 | 1 | | 68 |
| 1975 | Roscoe Coles | 10 | | | 60 |
| 1976 | Roscoe Coles | 9 | 1 | | 56 |
| 1977 | David Lamie | 8 | | | 48 |
| 1978 | Kenny Lewis | 10 | | | 60 |
| 1979 | Cyrus Lawrence | 9 | | | 54 |
| 1980 | Cyrus Lawrence | 8 | | | 48 |
| | Sidney Snell | 8 | | | 48 |
| 1981 | Don Wade | 0 | 23 | 13 | 62 |
| 1982 | Don Wade | 0 | 14 | 9 | 41 |
| 1983 | Don Wade | 0 | 37 | 8 | 61 |
| 1984 | Don Wade | 0 | 24 | 12 | 60 |
| 1985 | Maurice Williams | 9 | | | 54 |
| 1986 | Chris Kinzer | 0 | 27 | 22 | 93 |
| 1987 | Chris Kinzer | 0 | 23 | 8 | 47 |
| 1988 | Chris Kinzer | 0 | 20 | 12 | 56 |
| 1989 | Mickey Thomas | 0 | 14 | 21 | 77 |
| 1990 | Mickey Thomas | 0 | 29 | 10 | 59 |
| 1991 | Tony Kennedy | 11 | | | 66 |
| 1992 | Ryan Williams | 0 | 28 | 12 | 64 |
| 1993 | Dwayne Thomas | 12 | | | 72 |
| 1994 | Ryan Williams | 0 | 27 | 17 | 78 |
| 1995 | Atle Larsen | 0 | 33 | 12 | 69 |
| 1996 | Ken Oxendine | 13 | | | 78 |
| 1997 | Shayne Graham | 0 | 35 | 19 | 92 |
| 1998 | Shayne Graham | 0 | 37 | 22 | 103 |
| 1999 | Shayne Graham | 0 | 56 | 17 | 107 |
| 2000 | Lee Suggs | 28 | | | 168 |
| 2001 | Carter Warley | 0 | 44 | 11 | 77 |
| 2002 | Lee Suggs | 24 | | | 144 |
| 2003 | Kevin Jones | 21 | | | 126 |




Lee Suggs

Highest Scoring Teams

| Year | Pts. | Avg. | Year | Pts. | Avg. |
|-------------|------------|-------------|------|------|------|
| 1999 | 455 | 41.4 | 1995 | 321 | 29.2 |
| 2000 | 443 | 40.3 | 1997 | 321 | 29.2 |
| 1993 | 400 | 36.4 | 1972 | 307 | 27.9 |
| 2003 | 460 | 35.4 | 1994 | 304 | 27.6 |
| 2001 | 359 | 32.6 | 1983 | 301 | 27.4 |
| 1996 | 349 | 31.7 | 1956 | 264 | 26.4 |
| 1998 | 343 | 31.2 | 1922 | 262 | 26.2 |
| 2002 | 429 | 30.6 | 1974 | 278 | 25.3 |
| 1905 | 305 | 30.5 | 1991 | 275 | 25.0 |



Carter Warley



Shayne Graham

2003 records printed in bold type.

CAREER SCORING LEADERS

| Pos. | Name | Yrs. Played | TDs | EPK/other | FGs | TP |
|-----------|----------------------|----------------|------------|-----------|------------|------------|
| pk | Shayne Graham | 1996-99 | 0 | 167 | 68 | 371 |
| tb | Lee Suggs | 1999-02 | 56 | | | 336 |
| pk | Carter Warley | 2000-03 | 190 | 39 | 307 | |
| pk | Ryan Williams | 1991-94 | 0 | 137 | 39 | 254 |
| pk | Chris Kinzer | 1985-88 | 0 | 93 | 47 | 234 |
| pk | Don Wade | 1981-84 | 0 | 98 | 42 | 224 |
| tb | Kevin Jones | 2001-03 | 35 | | | 210 |
| rb | James Barber | 1971-73 | 30 | | | 180 |
| tb | Cyrus Lawrence | 1979-82 | 30 | | | 180 |
| rb | Roscoe Coles | 1974-77 | 29 | 1 | | 176 |
| tb | Ken Oxendine | 1994-97 | 27 | | | 162 |
| tb | Tony Kennedy | 1989-92 | 26 | 1 | | 158 |

| Pos. | Name | Yrs. Played | TDs | EPK/other | FGs | TP |
|------|------------------|-------------|-----|-----------|-----|-----|
| wr | André Davis | 1998-01 | 26 | | | 156 |
| tb | Maurice Williams | 1983-86 | 25 | | | 150 |
| tb | Dwayne Thomas | 1992-95 | 25 | | | 150 |
| pk | Wayne Latimer | 1973-75 | 0 | 72 | 25 | 147 |
| tb | Terry Smoot | 1967-69 | 24 | | | 144 |
| pk | Mickey Thomas | 1989-91 | 0 | 44 | 31 | 137 |
| qb | Bob Schweickert | 1962-64 | 22 | 1 | | 134 |
| tb | Tommy Francisco | 1964-66 | 22 | 1 | | 134 |
| fb | Sonny Utz | 1962-64 | 22 | | | 132 |
| tb | Eddie Hunter | 1983-86 | 22 | | | 132 |
| tb | Shyrone Stith | 1996-99 | 21 | | | 126 |

Rushing

Individual Rushing

Most Rushes

| | | | |
|--------|-----|-----------------------------------|---------|
| Game | 42 | tb Cyrus Lawrence vs. Memphis St. | 1981 |
| Season | 325 | tb Cyrus Lawrence | 1981 |
| Career | 843 | tb Cyrus Lawrence | 1979-82 |

Most Net Yards

| | | | |
|--------|------|-------------------------------|---------|
| Game | 241 | tb Kevin Jones vs. Pittsburgh | 2003 |
| Season | 1647 | tb Kevin Jones | 2003 |
| Career | 3767 | tb Lee Suggs | 1979-82 |

Most Touchdowns Scored Rushing


| | | | |
|--------|----|----------------------------|---------|
| Game | 6 | tb Tommy Francisco vs. VMI | 1966 |
| Season | 27 | tb Lee Suggs | 2000 |
| Career | 53 | tb Lee Suggs | 1999-02 |

Highest Yards-Per-Carry Average


| | | | |
|--------|------|-------------------|-------------------------------|
| Season | 6.3 | tb André Kendrick | 1999 (min. 100 carries) |
| Career | 5.62 | tb Kevin Jones | 2001-03 (min. 300 carries) |

Year-by-Year Rushing Leaders


| Year | Player | Carries | Net Yds. | TDs |
|------|------------------|---------|----------|-----|
| 1952 | Don Welsh | 102 | 392 | 2 |
| 1953 | Dickie Beard | 60 | 349 | 1 |
| 1954 | Dickie Beard | 128 | 647 | 2 |
| 1955 | Dickie Beard | 92 | 382 | 2 |
| 1956 | Bobby Wolfenden | 74 | 459 | 4 |
| 1957 | Corbin Bailey | 89 | 366 | 0 |
| 1958 | Pat Henry | 78 | 375 | 5 |
| 1959 | Alger Pugh | 112 | 615 | 6 |
| 1960 | Warren Price | 98 | 350 | 5 |
| 1961 | Warren Price | 93 | 356 | 3 |
| 1962 | Gerald Bobbitt | 95 | 312 | 3 |
| 1963 | Bob Schweickert | 155 | 839 | 7 |
| 1964 | Sonny Utz | 175 | 777 | 10 |
| 1965 | Bobby Owens | 146 | 526 | 7 |
| 1966 | Tommy Francisco | 203 | 753 | 13 |
| 1967 | Terry Smoot | 68 | 356 | 4 |
| 1968 | Terry Smoot | 196 | 820 | 8 |
| 1969 | Terry Smoot | 246 | 940 | 11 |
| 1970 | Perry Tiberio | 184 | 764 | 8 |
| 1971 | James Barber | 93 | 501 | 9 |
| 1972 | James Barber | 186 | 624 | 13 |
| 1973 | Phil Rogers | 175 | 1036 | 1 |
| 1974 | Phil Rogers | 153 | 663 | 7 |
| 1975 | Roscoe Coles | 194 | 1045 | 10 |
| 1976 | Roscoe Coles | 209 | 1119 | 9 |
| 1977 | Roscoe Coles | 158 | 672 | 4 |
| 1978 | Kenny Lewis | 184 | 1020 | 10 |
| 1979 | Cyrus Lawrence | 177 | 791 | 9 |
| 1980 | Cyrus Lawrence | 271 | 1221 | 8 |
| 1981 | Cyrus Lawrence | 325 | 1403 | 8 |
| 1982 | Billy Hite | 145 | 622 | 3 |
| 1983 | Otis Copeland | 158 | 709 | 7 |
| 1984 | Maurice Williams | 149 | 574 | 6 |
| 1985 | Maurice Williams | 167 | 936 | 9 |
| 1986 | Maurice Williams | 166 | 1029 | 6 |
| 1987 | Jon Jeffries | 125 | 599 | 3 |
| 1988 | Ralph Brown | 140 | 514 | 4 |
| 1989 | Vaughn Hebron | 134 | 584 | 1 |
| 1990 | Vaughn Hebron | 133 | 640 | 3 |
| 1991 | Tony Kennedy | 143 | 684 | 10 |
| 1992 | Vaughn Hebron | 105 | 579 | 5 |
| 1993 | Dwayne Thomas | 214 | 1130 | 11 |
| 1994 | Dwayne Thomas | 142 | 655 | 5 |
| 1995 | Dwayne Thomas | 167 | 673 | 7 |
| 1996 | Ken Oxendine | 150 | 890 | 13 |
| 1997 | Ken Oxendine | 237 | 904 | 8 |
| 1998 | Lamont Pegues | 178 | 745 | 7 |
| 1999 | Shyrene Stith | 226 | 1119 | 13 |
| 2000 | Lee Suggs | 222 | 1207 | 27 |
| 2001 | Kevin Jones | 175 | 957 | 5 |
| 2002 | Lee Suggs | 257 | 1325 | 22 |
| 2003 | Kevin Jones | 281 | 1647 | 21 |




Lee Suggs




Ken Oxendine



Roscoe Coles



Eddie Hunter



Cyrus Lawrence

Team Rushing

Rushing Attempts

| | | | |
|--------|---------|--------------------|------|
| Game | Most: | 87 vs. Wake Forest | 1975 |
| | Fewest: | 17 vs. Virginia | 1994 |
| Season | Most: | 728 | 1975 |

Most Net Yards Gained Rushing

| | | | |
|--------|------|----------------|------|
| Game | 500 | vs. Pittsburgh | 1993 |
| Season | 3076 | | 1975 |

Most Touchdowns Scored Rushing

| | | | |
|--------|----|-----------|------|
| Game | 8 | vs. Akron | 1995 |
| Season | 46 | | 2000 |

Highest Yards-Per-Carry Average

| | | | |
|--------|------|--|------|
| Season | 5.28 | | 2003 |
|--------|------|--|------|

Most First Downs Rushing

| | | | |
|--------|-----|--------------------|------|
| Game | 25 | vs. South Carolina | 1974 |
| Season | 171 | | 1970 |

100-Yard Rushing Games

| No. | Pos. | Player | Best | Year |
|-----------|-----------|----------------------------|--------------------------------|-------------|
| 16 | tb | Cyrus Lawrence..... | 202 vs. Virginia..... | 1981 |
| 15 | tb | Kevin Jones..... | 241 vs. Pittsburgh..... | 2003 |
| 14 | rb | Roscoe Coles..... | 214 vs. Tulsa..... | 1976 |
| 11 | tb | Eddie Hunter..... | 160 vs. VMI..... | 1984 |
| 11 | tb | Ken Oxendine..... | 163 vs. Temple..... | 1996 |
| 11 | tb | Lee Suggs..... | 197 vs. Rutgers..... | 2002 |
| 10 | tb | Kenny Lewis..... | 223 vs. VMI..... | 1978 |
| 9 | rb-qb | Phil Rogers..... | 168 vs. Houston..... | 1975 |
| 8 | tb | Terry Smoot..... | 171 vs. VMI..... | 1969 |
| 8 | tb | Maurice Williams..... | 190 vs. Louisville..... | 1985 |
| 8 | tb | Shyrone Stith..... | 162 vs. Clemson..... | 1999 |
| 7 | hb | James Barber..... | 164 vs. SMU..... | 1973 |
| 7 | tb | Vaughn Hebron..... | 165 vs. Bowling Green..... | 1990 |
| 7 | tb | Dwayne Thomas..... | 172 vs. Rutgers..... | 1994 |
| 6 | qb | Bob Schweickert..... | 204 vs. Richmond..... | 1963 |
| 6 | fb | Mickey Fitzgerald..... | 144 vs. West Va..... | 1977 |
| 4 | fb | Sonny Utz..... | 146 vs. Tampa..... | 1964 |
| 4 | tb | Jon Jeffries..... | 160 vs. Cincinnati..... | 1987 |
| 4 | tb | Tony Kennedy..... | 133 vs. East Carolina..... | 1991 |
| 4 | tb | Lamont Pegues..... | 166 vs. Temple..... | 1998 |
| 4 | qb | Michael Vick..... | 210 vs. Boston College..... | 2000 |
| 3 | tb | Perry Tiberio..... | 170 vs. Duke..... | 1969 |
| 3 | tb | Tommy Francisco..... | 133 vs. Wake Forest..... | 1965 |
| 2 | hb | Alger Pugh..... | 129 vs. Wake Forest..... | 1959 |
| 2 | fb | Ken Edwards..... | 197 vs. Florida St..... | 1968 |
| 2 | fb | Paul Adams..... | 113 vs. Virginia..... | 1975 |
| 2 | tb | Johnnie Edmonds..... | 115 vs. Rhode Island..... | 1980 |
| 2 | tb | Otis Copeland..... | 132 vs. Wake Forest..... | 1983 |
| 2 | tb | Desmar Becton..... | 129 vs. Wm. & Mary..... | 1983 |
| 2 | tb | Ralph Brown..... | 125 vs. Cincinnati..... | 1988 |
| 2 | qb | Al Clark..... | 120 vs. Akron..... | 1995 |
| 2 | fb-tb | Marcus Parker..... | 117 vs. East Carolina..... | 1996 |
| 2 | tb | Keith Burnell..... | 111 vs. Boston College..... | 2001 |
| 2 | qb | Bryan Randall..... | 132 vs. Miami..... | 2002 |
| 1 | hb | Dickie Longbeam..... | 164 vs. Virginia..... | 1965 |
| 1 | qb | Bobby Owens..... | 158 vs. VMI..... | 1965 |
| 1 | qb | Tommy Stafford..... | 105 vs. Tulane..... | 1966 |
| 1 | fb | George Constantinides..... | 117 vs. Richmond..... | 1967 |
| 1 | tb | Rich Matijevich..... | 119 vs. Wm. & Mary..... | 1969 |
| 1 | fb | George Heath..... | 104 vs. S. Carolina..... | 1974 |
| 1 | qb | David Lamie..... | 121 vs. Wm. & Mary..... | 1977 |
| 1 | qb | Steve Casey..... | 101 vs. West Va..... | 1978 |
| 1 | qb | Mark Cox..... | 125 vs. VMI..... | 1983 |
| 1 | fb | Earnie Jones..... | 116 vs. Vanderbilt..... | 1985 |
| 1 | fb | Phil Bryant..... | 120 vs. Akron..... | 1991 |
| 1 | tb | Tommy Edwards..... | 144 vs. Maryland..... | 1993 |
| 1 | tb | André Kendrick..... | 162 vs. Pittsburgh..... | 1999 |

Two 100-plus performances in same game:

| | |
|--|------|
| Schweickert (204) & Utz (132) vs. Richmond..... | 1963 |
| Smoot (147) & Matijevich (119) vs. Wm. & Mary..... | 1969 |
| Tiberio (170) & Edwards (105) vs. Duke..... | 1969 |
| Barber (138) & Rogers (136) vs. Virginia..... | 1973 |
| Rogers (155) & Barber (124) vs. Florida State..... | 1973 |
| Coles (135) & Rogers (128) vs. Auburn..... | 1975 |
| Adams (113) & Coles (104) vs. Virginia..... | 1975 |
| Rogers (143) & Adams (109) vs. VMI..... | 1975 |
| Lewis (120) & Fitzgerald (112) vs. Wake Forest..... | 1978 |
| Lewis (161) & Fitzgerald (115) vs. Appalachian St..... | 1979 |
| Lewis (108) & Lawrence (103) vs. Wm. & Mary..... | 1979 |
| Lawrence (169) & Edmonds (105) vs. James Madison..... | 1980 |
| Hunter (160) & Becton (114) vs. VMI..... | 1984 |
| Williams (165) & Hunter (159) vs. Wm. & Mary..... | 1985 |
| E. Jones (116) & Williams (102) vs. Vanderbilt..... | 1985 |
| Williams (159) & Hunter (125) vs. Syracuse..... | 1986 |
| Williams (143) & Hunter (130) vs. Virginia..... | 1986 |
| Williams (149) & Hunter (139) vs. Richmond..... | 1986 |
| Hebron (135) & Kennedy (114) vs. East Carolina..... | 1989 |
| Bryant (120) & Kennedy (114) vs. Akron..... | 1991 |
| Oxendine (135) & Clark (120) vs. Akron..... | 1995 |
| Clark (118) & Parker (101) vs. Rutgers..... | 1997 |
| Pegues (166) & Stith (117) vs. Temple..... | 1998 |
| Vick (210) & Suggs (145) vs. Boston College..... | 2000 |
| K. Jones (174) & Suggs (153) vs. Marshall..... | 2002 |
| Suggs (154) & K. Jones (144) vs. Boston College..... | 2002 |
| Suggs (197) & K. Jones (132) vs. Rutgers..... | 2002 |

Three 100-plus performances in same game:

| | |
|---|------|
| Rogers (120), Coles (111) & Heath (104) vs. South Carolina..... | 1974 |
|---|------|

Most in single season:


| | |
|-----------------------|------|
| 9 by Kevin Jones..... | 2003 |
|-----------------------|------|

Seasons with no 100-plus performances:

1957, '58, '60, '61, '72




Kevin Jones



Terry Smoot

Single-Season 1,000-Yard Rushers

| Name | Year | Carries | Yards | Name | Year | Carries | Yards |
|-------------------------|------------------|-----------------|-------------|-----------------------|-----------|----------|-------|
| Kevin Jones..... | 2003..... | 281..... | 1647 | Roscoe Coles..... | 1976..... | 209..... | 1119 |
| Cyrus Lawrence..... | 1981..... | 325..... | 1403 | Shyrone Stith..... | 1999..... | 226..... | 1119 |
| Lee Suggs..... | 2002..... | 257..... | 1325 | Roscoe Coles..... | 1975..... | 194..... | 1045 |
| Cyrus Lawrence..... | 1980..... | 271..... | 1221 | Phil Rogers..... | 1973..... | 175..... | 1036 |
| Lee Suggs..... | 2000..... | 222..... | 1207 | Maurice Williams..... | 1986..... | 166..... | 1029 |
| Dwayne Thomas..... | 1993..... | 214..... | 1130 | Kenny Lewis..... | 1978..... | 184..... | 1020 |




André Kendrick

CAREER RUSHING LEADERS

| Pos. | Name | Yrs. Played | Carries | Tot. Yds. |
|-------|-------------------------|---------------------|-----------------|-------------|
| tb | Cyrus Lawrence..... | 1979-82..... | 843..... | 3767 |
| tb | Kevin Jones..... | 2001-03..... | 616..... | 3475 |
| rb | Roscoe Coles..... | 1974-77..... | 656..... | 3459 |
| tb | Maurice Williams..... | 1983-86..... | 550..... | 2981 |
| tb | Lee Suggs..... | 1999-02..... | 535..... | 2767 |
| tb | Dwayne Thomas..... | 1992-95..... | 576..... | 2696 |
| tb | Ken Oxendine..... | 1994-97..... | 526..... | 2645 |
| tb | Eddie Hunter..... | 1983-86..... | 466..... | 2523 |
| rb-qb | Phil Rogers..... | 1973-75..... | 528..... | 2461 |
| tb | Vaughn Hebron..... | 1989-92..... | 481..... | 2327 |
| tb | Shyrone Stith..... | 1996-99..... | 448..... | 2292 |
| tb | Tony Kennedy..... | 1989-92..... | 535..... | 2259 |
| tb | Terry Smoot..... | 1967-69..... | 510..... | 2116 |
| rb | James Barber..... | 1971-73..... | 454..... | 2052 |
| fb | Paul Adams..... | 1972-76..... | 470..... | 1984 |
| tb | Kenny Lewis..... | 1976-79..... | 358..... | 1928 |
| qb | Bob Schweickert..... | 1962-64..... | 337..... | 1723 |
| fb | Sonny Utz..... | 1962-64..... | 375..... | 1605 |
| tb | Tommy Francisco..... | 1964-66..... | 366..... | 1555 |
| fb | Mickey Fitzgerald..... | 1976-79..... | 303..... | 1449 |
| hb | Dickie Beard..... | 1953-55..... | 280..... | 1378 |
| tb | André Kendrick..... | 1997-00..... | 240..... | 1317 |

Passing



Don Strock was the nation's leading passer in 1972.

Individual Passing

Most Passes Attempted

| | | | |
|--------|-----|------------------------|---------|
| Game | 53 | Don Strock vs. Houston | 1972 |
| Season | 427 | Don Strock | 1972 |
| Career | 920 | Will Furrer | 1988-91 |

Most Passes Completed

| | | | |
|--------|-----|------------------------|---------|
| Game | 34 | Don Strock vs. Houston | 1972 |
| Season | 228 | Don Strock | 1972 |
| Career | 494 | Will Furrer | 1988-91 |

Most Yards Gained Passing

| | | | |
|--------|------|------------------------|---------|
| Game | 527 | Don Strock vs. Houston | 1972 |
| Season | 3243 | Don Strock | 1972 |
| Career | 6009 | Don Strock | 1970-72 |

Most Touchdown Passes Thrown

| | | | |
|--------|----|----------------------------|---------|
| Game | 5 | Bryan Randall vs. Syracuse | 2002 |
| Season | 22 | Maurice DeShazo | 1993 |
| Career | 47 | Maurice DeShazo | 1991-94 |

Most Interceptions Thrown

| | | | |
|--------|----|------------------------------|---------|
| Game | 5 | Don Strock vs. Kentucky | 1971 |
| | | Steve Casey vs. Duke | 1981 |
| | | Will Furrer vs. N.C. State | 1991 |
| | | Maurice DeShazo vs. Virginia | 1994 |
| Season | 27 | Don Strock | 1972 |
| Career | 47 | Don Strock | 1970-72 |

Highest Yards-Per-Game Average

| | | | |
|--------|-------|------------|---------|
| Season | 294.8 | Don Strock | 1972 |
| Career | 207.2 | Don Strock | 1970-72 |

Highest Yards-Per-Completion Average

| | | | |
|--------|------|-----------------|---------|
| Season | 20.4 | Michael Vick | 1999 |
| Career | 14.4 | Maurice DeShazo | 1991-94 |

(min. 200 completions)

Highest Yards-Per-Attempt Average


| | | | |
|--------|------|---------------------|---------|
| Season | 12.1 | Michael Vick | 1999 |
| | | (min. 110 attempts) | |
| Career | 7.7 | Maurice DeShazo | 1991-94 |
| | | (min. 200 attempts) | |

Highest Completion Percentage

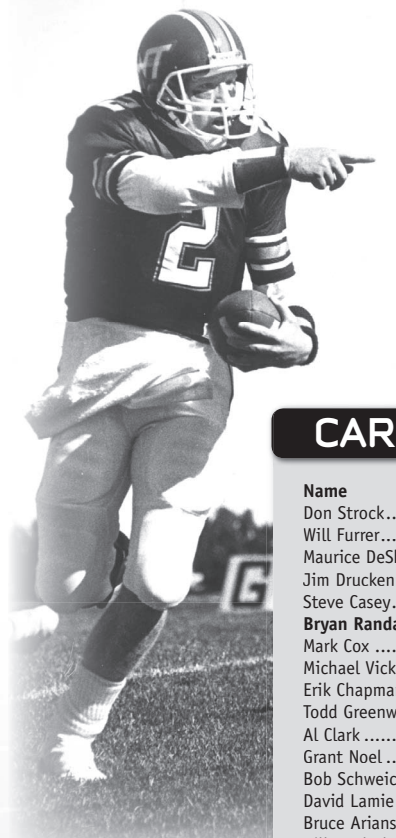
| | | | |
|--------|------|---------------------|-----------|
| Season | .637 | Bryan Randall | 2002 |
| | | (min. 110 attempts) | |
| Career | .565 | Michael Vick | 1999-2000 |
| | | (min. 300 attempts) | |

Year-by-Year Passing Leaders

| Year | Player | Comp-Att | Yds. | TDs | Int. |
|------|-------------------|----------|------|-----|------|
| 1952 | Johnny Dean | 62-136 | 878 | 2 | 17 |
| 1953 | Johnny Dean | 26-62 | 314 | 0 | 6 |
| 1954 | Billy Cranwell | 18-37 | 316 | 7 | 6 |
| 1955 | Billy Cranwell | 25-54 | 458 | 4 | 5 |
| 1956 | Jimmy Lugar | 32-76 | 556 | 6 | 8 |
| 1957 | Billy Cranwell | 36-57 | 391 | 0 | 2 |
| 1958 | Billy Holsclaw | 70-127 | 1013 | 9 | 7 |
| 1959 | Frank Eastman | 32-68 | 548 | 10 | 8 |
| 1960 | Warren Price | 29-73 | 386 | 7 | 7 |
| 1961 | Warren Price | 37-93 | 381 | 5 | 5 |
| 1962 | Pete Cartwright | 26-60 | 266 | 3 | 3 |
| 1963 | Bob Schweickert | 62-116 | 687 | 6 | 8 |
| 1964 | Bob Schweickert | 52-109 | 833 | 9 | 3 |
| 1965 | Bobby Owens | 68-122 | 891 | 6 | 7 |
| 1966 | Tommy Stafford | 53-113 | 610 | 5 | 6 |
| 1967 | Al Kincaid | 64-132 | 556 | 3 | 6 |
| 1968 | Al Kincaid | 47-97 | 537 | 2 | 5 |
| 1969 | Bob German | 51-105 | 743 | 2 | 8 |
| 1970 | Gil Schwabe | 61-126 | 815 | 5 | 7 |
| 1971 | Don Strock | 195-356 | 2577 | 12 | 19 |
| 1972 | Don Strock | 228-427 | 3243 | 16 | 27 |
| 1973 | Rick Popp | 70-131 | 784 | 7 | 9 |
| 1974 | Bruce Arians | 53-118 | 952 | 3 | 7 |
| 1975 | Phil Rogers | 25-53 | 379 | 3 | 3 |
| 1976 | Mitcheal Barnes | 39-72 | 589 | 5 | 2 |
| 1977 | David Lamie | 43-107 | 752 | 0 | 10 |
| 1978 | Steve Casey | 61-118 | 678 | 2 | 4 |
| 1979 | Steve Casey | 105-190 | 1419 | 10 | 13 |
| 1980 | Steve Casey | 97-176 | 1119 | 13 | 14 |
| 1981 | Steve Casey | 79-163 | 1083 | 4 | 9 |
| 1982 | Todd Greenwood | 82-148 | 987 | 6 | 7 |
| 1983 | Mark Cox | 86-156 | 1188 | 9 | 7 |
| 1984 | Mark Cox | 86-164 | 983 | 5 | 8 |
| 1985 | Todd Greenwood | 85-169 | 919 | 7 | 9 |
| 1986 | Erik Chapman | 113-222 | 1627 | 10 | 6 |
| 1987 | Erik Chapman | 119-231 | 1340 | 10 | 14 |
| 1988 | Will Furrer | 128-279 | 1384 | 6 | 16 |
| 1989 | Will Furrer | 45-88 | 589 | 3 | 3 |
| 1990 | Will Furrer | 173-296 | 2122 | 19 | 11 |
| 1991 | Will Furrer | 148-257 | 1820 | 15 | 16 |
| 1992 | Maurice DeShazo | 101-215 | 1504 | 12 | 11 |
| 1993 | Maurice DeShazo | 129-230 | 2080 | 22 | 7 |
| 1994 | Maurice DeShazo | 164-296 | 2110 | 13 | 13 |
| 1995 | Jim Druckenmiller | 151-294 | 2103 | 14 | 11 |
| 1996 | Jim Druckenmiller | 142-250 | 2071 | 17 | 5 |
| 1997 | Al Clark | 110-192 | 1476 | 10 | 3 |
| 1998 | Al Clark | 72-148 | 1050 | 9 | 5 |
| 1999 | Michael Vick | 90-152 | 1840 | 12 | 5 |
| 2000 | Michael Vick | 87-161 | 1234 | 8 | 6 |
| 2001 | Grant Noel | 146-254 | 1826 | 16 | 11 |
| 2002 | Bryan Randall | 158-248 | 2134 | 12 | 11 |
| 2003 | Bryan Randall | 150-245 | 1996 | 15 | 10 |



Jim Druckenmiller talks with Adrian Karsten.



Will Furrer

Team Passing

Most Passes Attempted

| | | | |
|--------|-----|-------------|------|
| Game | 53 | vs. Houston | 1972 |
| Season | 440 | | 1972 |

Most Passes Completed

| | | | |
|--------|-----|-------------|------|
| Game | 34 | vs. Houston | 1972 |
| Season | 233 | | 1972 |

Most Yards Gained Passing

| | | | |
|--------|------|-------------|------|
| Game | 527 | vs. Houston | 1972 |
| Season | 3348 | | 1972 |

Most Touchdown Passes Thrown

| | | | |
|--------|----|--------------|------|
| Game | 5 | vs. Temple | 1993 |
| | | vs. Syracuse | 2002 |
| Season | 24 | | 1993 |

Most Interceptions Thrown

| | | | |
|--------|----|-------------------|------|
| Game | 7 | vs. Florida State | 1959 |
| Season | 28 | | 1972 |

Highest Yards-Per-Game Average

| | | | |
|--------|-------|--|------|
| Season | 304.4 | | 1972 |
|--------|-------|--|------|

Highest Yards-Per-Completion Average

| | | | |
|--------|------|--|------|
| Season | 18.6 | | 1999 |
|--------|------|--|------|

(min. 100 completions)

Highest Yards-Per-Attempt Average

| | | | |
|--------|-----|--|------|
| Season | 8.9 | | 1993 |
|--------|-----|--|------|

(min. 200 attempts)

Highest Completion Percentage

| | | | |
|--------|------|--|------|
| Season | .618 | | 2002 |
|--------|------|--|------|

(min. 200 attempts)

Most First Downs Passing

| | | | |
|--------|-----|-------------|------|
| Game | 22 | vs. Houston | 1972 |
| Season | 152 | | 1972 |

CAREER PASSING LEADERS


| Name | Yrs. Played | Comp-Att. | TDs | Tot. Yds. |
|----------------------|--------------|----------------|-----------|-------------|
| Don Strock | 1970-72 | 440-829 | 29 | 6009 |
| Will Furrer | 1988-91 | 494-920 | 43 | 5915 |
| Maurice DeShazo | 1991-94 | 397-745 | 47 | 5720 |
| Jim Druckenmiller | 1993-96 | 313-582 | 34 | 4383 |
| Steve Casey | 1978-81 | 342-647 | 29 | 4299 |
| Bryan Randall | 2001- | 320-527 | 27 | 4244 |
| Mark Cox | 1981-85 | 281-518 | 22 | 3526 |
| Michael Vick | 1999-00 | 177-313 | 20 | 3074 |
| Erik Chapman | 1985-87 | 234-458 | 20 | 2996 |
| Todd Greenwood | 1982-85 | 234-443 | 16 | 2721 |
| Al Clark | 1995-98 | 193-361 | 19 | 2622 |
| Grant Noel | 1999-02 | 158-284 | 18 | 1971 |
| Bob Schweickert | 1962-64 | 133-266 | 18 | 1725 |
| David Lamie | 1975-78 | 79-190 | 4 | 1327 |
| Bruce Arians | 1972-74 | 78-174 | 6 | 1270 |
| Billy Holsclaw | 1956-58 | 87-169 | 11 | 1262 |



Receiving



Antonio Freeman




Nick Cullen



André Davis



Ernest Wilford



Ricky Scales

Individual Records

Most Passes Caught

| | | | |
|--------|-----|-------------------------------------|---------|
| Game | 13 | se Donald Snell vs. Cincinnati..... | 1985 |
| | | se Nick Cullen vs. So. Miss. | 1990 |
| Season | 55 | se Ernest Wilford | 2003 |
| Career | 126 | se Ernest Wilford | 2000-03 |

Most Yards Gained by Receiving

| | | | |
|--------|------|-------------------------------------|---------|
| Game | 279 | se Ernest Wilford vs. Syracuse..... | 2002 |
| Season | 962 | fl André Davis | 1999 |
| Career | 2272 | wr Ricky Scales..... | 1972-74 |

Most Touchdown Receptions

| | | | |
|--------|----|-------------------------------------|---------|
| Game | 4 | se Ernest Wilford vs. Syracuse..... | 2002 |
| Season | 9 | se Antonio Freeman | 1993 |
| | | fl André Davis | 1999 |
| Career | 22 | se Antonio Freeman | 1991-94 |

Best Average Per Catch

| | | | |
|-------------------|------|----------------------|---------|
| Season | 27.5 | fl André Davis | 1999 |
| (min. 20 catches) | | | |
| Career | 20.1 | wr Ricky Scales..... | 1972-74 |

Year-by-Year Receiving Leaders

| Year | Player | Cgt. | Yds. | TDs |
|------|------------------------|------|------|-----|
| 1952 | Bob Luttrell | 11 | 142 | 0 |
| 1953 | Tom Petty | 10 | 216 | 0 |
| 1954 | Tom Petty | 9 | 236 | 0 |
| 1955 | Roger Simmons..... | 9 | 153 | 0 |
| 1956 | Carroll Dale..... | 8 | 157 | 3 |
| 1957 | Carroll Dale..... | 17 | 171 | 0 |
| 1958 | Carroll Dale..... | 25 | 459 | 6 |
| 1959 | Carroll Dale..... | 17 | 408 | 6 |
| 1960 | Terry Strock | 16 | 236 | 6 |
| 1961 | Terry Strock | 10 | 68 | 1 |
| 1962 | Tommy Marvin | 11 | 137 | 1 |
| 1963 | Tommy Marvin | 28 | 303 | 1 |
| 1964 | Tommy Marvin | 21 | 330 | 3 |
| 1965 | Gene Fisher..... | 30 | 387 | 2 |
| 1966 | Ken Barefoot..... | 22 | 267 | 4 |
| 1967 | Ken Barefoot..... | 26 | 225 | 2 |
| 1968 | Danny Cupp | 21 | 323 | 1 |
| 1969 | Terry Smoot | 18 | 161 | 1 |
| 1970 | Jimmy Quinn..... | 30 | 481 | 1 |
| 1971 | Mike Burnop | 46 | 558 | 2 |
| 1972 | Ricky Scales | 43 | 826 | 7 |
| 1973 | Ricky Scales | 36 | 772 | 7 |
| 1974 | Ricky Scales | 34 | 674 | 4 |
| 1975 | Steve Galloway | 18 | 378 | 4 |
| 1976 | Moses Foster | 20 | 429 | 5 |
| 1977 | Ellis Savage | 23 | 416 | 0 |
| 1978 | Dennis Scott | 21 | 300 | 1 |
| 1979 | Sidney Snell..... | 43 | 706 | 7 |
| 1980 | Sidney Snell..... | 43 | 568 | 8 |
| 1981 | Mike Giacalone | 28 | 514 | 7 |
| 1982 | Mike Giacalone | 37 | 405 | 2 |
| 1983 | Mike Shaw | 23 | 357 | 2 |
| 1984 | Joe Jones | 39 | 452 | 1 |
| 1985 | Donald Snell | 31 | 369 | 0 |
| 1986 | Donald Snell | 34 | 661 | 6 |
| 1987 | Steve Johnson | 38 | 475 | 3 |
| 1988 | Myron Richardson | 36 | 583 | 1 |
| 1989 | Myron Richardson | 27 | 450 | 4 |
| 1990 | Marcus Mickel..... | 38 | 409 | 0 |
| 1991 | Bo Campbell..... | 29 | 494 | 7 |
| 1992 | Antonio Freeman | 32 | 703 | 6 |
| 1993 | Antonio Freeman | 32 | 644 | 9 |
| 1994 | Antonio Freeman | 38 | 586 | 5 |
| 1995 | Bryan Still | 32 | 628 | 3 |
| 1996 | Shawn Scales | 30 | 510 | 4 |
| 1997 | Marcus Parker | 20 | 212 | 0 |
| 1998 | Ricky Hall | 37 | 650 | 8 |
| 1999 | André Davis | 35 | 962 | 9 |
| 2000 | Emmett Johnson..... | 34 | 574 | 3 |
| 2001 | André Davis | 39 | 623 | 7 |
| 2002 | Ernest Wilford | 51 | 925 | 7 |
| 2003 | Ernest Wilford | 55 | 886 | 3 |

THE RECORD BOOK

CAREER RECEIVING LEADERS

| Pos. | Name | Yrs. Played | Cgt. | TDs | Yds. |
|-------|-----------------------|-------------|------|-----|------|
| se | Ernest Wilford | 2000-03 | 126 | 11 | 2052 |
| se | Antonio Freeman..... | 1991-94 | 121 | 22 | 2207 |
| wr | Ricky Scales | 1972-74 | 113 | 18 | 2272 |
| flk | André Davis..... | 1998-01 | 103 | 18 | 1986 |
| se | Mike Giacalone | 1979-82 | 103 | 10 | 1384 |
| se | Myron Richardson..... | 1986-89 | 100 | 9 | 1541 |
| se | Donald Snell..... | 1983-86 | 92 | 7 | 1409 |
| te | Mike Burnop..... | 1970-72 | 90 | 5 | 1141 |
| wb | Sidney Snell | 1978-80 | 86 | 15 | 1274 |
| te | Steve Johnson | 1984-87 | 84 | 8 | 1058 |
| se | Cornelius White | 1993-96 | 78 | 7 | 1114 |
| flk | Marcus Mickel | 1988-91 | 77 | 1 | 868 |
| flk | Bryan Still | 1992-95 | 74 | 11 | 1458 |
| se-wb | Jimmy Quinn | 1969-71 | 72 | 4 | 1262 |
| se | Nick Cullen | 1987-90 | 70 | 5 | 946 |
| wr | Donnie Reel | 1970-72 | 68 | 5 | 1260 |
| se | Bo Campbell..... | 1989-92 | 68 | 9 | 1145 |
| te | Ken Barefoot..... | 1965-67 | 68 | 8 | 752 |
| se | Carroll Dale | 1956-59 | 67 | 15 | 1195 |
| se | Jermaine Holmes..... | 1992-95 | 67 | 7 | 993 |
| se | Ricky Hall | 1998-99 | 62 | 11 | 1048 |
| flk | Steve Sanders..... | 1990-93 | 60 | 5 | 960 |
| te | Mike Shaw | 1980-83 | 60 | 7 | 904 |
| e | Tommy Marvin | 1962-64 | 60 | 5 | 770 |
| tb | Vaughn Hebron..... | 1989-92 | 60 | 4 | 596 |

INAUGURAL SEASON IN THE ACC

Total Offense



Maurice DeShazo

Individual Records


| | | | |
|----------------------------|-------|---------------------------|---------|
| Most Plays | | | |
| Game | 57 | qb Don Strock vs. Houston | 1972 |
| Season | 480 | qb Don Strock | 1972 |
| Career | 1047 | qb Will Furrer | 1988-91 |
| Most Yards | | | |
| Game | 516 | qb Don Strock vs. Houston | 1972 |
| Season | 3170 | qb Don Strock | 1972 |
| Career | 6105 | qb Maurice DeShazo | 1991-94 |
| Most Yards Per Game | | | |
| Season | 288.2 | qb Don Strock | 1972 |
| Career | 202.4 | qb Don Strock | 1970-72 |
| Most Yards Per Play | | | |
| Season | 9.3 | qb Michael Vick | 1999 |
| Career | 8.14 | qb Michael Vick | 1999-00 |

Team Records

| | | | |
|----------------------------|-------|----------------|------|
| Most Plays | | | |
| Game | 98 | vs. Cincinnati | 1985 |
| Season | 931 | | 2002 |
| Most Yards | | | |
| Game | 675 | vs. Pittsburgh | 1993 |
| Season | 5223 | | 2003 |
| Most Yards Per Game | | | |
| Season | 451.8 | | 1999 |
| Most Yards Per Play | | | |
| Season | 6.6 | | 1999 |
| First Downs | | | |
| Game | 36 | vs. UCF | 2003 |
| Season | 274 | | 2002 |

Year-by-Year Total Offense Leaders

| Year | Player | Plays | Yds. |
|------|-------------------|-------|------|
| 1952 | Johnny Dean | 208 | 914 |
| 1953 | Jack Williams | | 592 |
| 1954 | Dickie Beard | 131 | 729 |
| 1955 | Billy Cranwell | 120 | 593 |
| 1956 | Jimmy Lugar | 156 | 865 |
| 1957 | Billy Cranwell | 83 | 407 |
| 1958 | Billy Holsclaw | 230 | 1227 |
| 1959 | Alger Pugh | 146 | 859 |
| 1960 | Warren Price | 171 | 736 |
| 1961 | Warren Price | 186 | 737 |
| 1962 | Bob Schweickert | 80 | 513 |
| 1963 | Bob Schweickert | 271 | 1526 |
| 1964 | Bob Schweickert | 240 | 1409 |
| 1965 | Bobby Owens | 268 | 1417 |
| 1966 | Tommy Stafford | 278 | 1193 |
| 1967 | Al Kincaid | 251 | 765 |
| 1968 | Terry Smoot | 197 | 852 |
| 1969 | Terry Smoot | 246 | 940 |
| 1970 | Gil Schwabe | 159 | 773 |
| 1971 | Don Strock | 413 | 2404 |
| 1972 | Don Strock | 480 | 3170 |
| 1973 | Phil Rogers | 182 | 1221 |
| 1974 | Bruce Arians | 225 | 1195 |
| 1975 | Phil Rogers | 264 | 1141 |
| 1976 | Roscoe Coles | 209 | 1119 |
| 1977 | David Lamie | 229 | 1040 |
| 1978 | Kenny Lewis | 184 | 1020 |
| 1979 | Steve Casey | 295 | 1622 |
| 1980 | Steve Casey | 248 | 1287 |
| 1981 | Cyrus Lawrence | 325 | 1403 |
| 1982 | Todd Greenwood | 227 | 941 |
| 1983 | Mark Cox | 245 | 1403 |
| 1984 | Mark Cox | 209 | 1057 |
| 1985 | Maurice Williams | 167 | 936 |
| 1986 | Erik Chapman | 308 | 1583 |
| 1987 | Erik Chapman | 323 | 1246 |
| 1988 | Will Furrer | 337 | 1297 |
| 1989 | Will Furrer | 101 | 590 |
| 1990 | Will Furrer | 329 | 2046 |
| 1991 | Will Furrer | 280 | 1849 |
| 1992 | Maurice DeShazo | 315 | 1710 |
| 1993 | Maurice DeShazo | 313 | 2177 |
| 1994 | Maurice DeShazo | 379 | 2081 |
| 1995 | Jim Druckenmiller | 355 | 2160 |
| 1996 | Jim Druckenmiller | 324 | 2276 |
| 1997 | Al Clark | 287 | 1820 |
| 1998 | Al Clark | 217 | 1118 |
| 1999 | Michael Vick | 260 | 2425 |
| 2000 | Michael Vick | 265 | 1851 |
| 2001 | Grant Noel | 315 | 1812 |
| 2002 | Bryan Randall | 419 | 2641 |
| 2003 | Bryan Randall | 327 | 2400 |



Steve Casey

CAREER TOTAL OFFENSE LEADERS

| Pos. | Name | Yrs. Played | Plays | Tot. Yds. |
|-------|-------------------|-------------|-------|-----------|
| qb | Maurice DeShazo | 1991-94 | 1026 | 6105 |
| qb | Don Strock | 1970-72 | 974 | 5871 |
| qb | Will Furrer | 1988-91 | 1047 | 5782 |
| qb | Bryan Randall | 2001-03 | 800 | 5259 |
| qb | Steve Casey | 1978-81 | 982 | 4987 |
| qb | Jim Druckenmiller | 1993-96 | 725 | 4634 |
| qb | Michael Vick | 1999-00 | 525 | 4276 |
| qb | Mark Cox | 1981-85 | 754 | 3890 |
| tb | Cyrus Lawrence | 1979-82 | 844 | 3767 |
| tb | Kevin Jones | 2001-03 | 616 | 3475 |
| rb | Roscoe Coles | 1974-77 | 658 | 3458 |
| qb | Bob Schweickert | 1962-64 | 603 | 3448 |
| qb | Al Clark | 1995-98 | 547 | 3190 |
| rb-qb | Phil Rogers | 1973-75 | 589 | 3025 |
| tb | Maurice Williams | 1983-86 | 550 | 2981 |
| qb | Erik Chapman | 1985-87 | 640 | 2828 |
| tb | Lee Suggs | 1999-02 | 535 | 2767 |
| tb | Dwayne Thomas | 1992-95 | 576 | 2696 |
| qb | Todd Greenwood | 1982-85 | 604 | 2669 |
| tb | Ken Oxendine | 1994-97 | 526 | 2645 |
| tb | Eddie Hunter | 1983-86 | 471 | 2550 |
| tb | Tony Kennedy | 1989-92 | 546 | 2336 |
| tb | Vaughn Hebron | 1989-92 | 481 | 2327 |
| tb | Shyrone Stith | 1996-99 | 448 | 2292 |
| tb | Terry Smoot | 1967-69 | 512 | 2148 |



Michael Vick



Interceptions

Individual Records

Most Interceptions

| | | | |
|--------|----|---|---------|
| Game | 3 | hb Ron Davidson vs. Florida St. | 1967 |
| | | s Lenny Smith vs. Wake Forest | 1968 |
| | | hb John Bell vs. Florida St. | 1973 |
| | | hb John Bell vs. West Va. | 1974 |
| | | cb Paul Davis vs. Florida St. | 1979 |
| | | cb Derek Carter vs. VMI | 1982 |
| | | olb Lorenzo Ferguson vs. Clemson | 1998 |
| | | fs Keion Carpenter vs. Pittsburgh | 1998 |
| | | cb Ike Charlton vs. West Virginia | 1998 |
| | | cb/s Anthony Midget vs. Miami | 1999 |
| | | fs Willie Pile vs. Syracuse | 2000 |
| | | cb Garnell Wilds vs. Syracuse | 2002 |
| Season | 9 | hb Ron Davidson | 1967 |
| Career | 18 | cb-fs Gene Bunn | 1976-78 |

Most Yards Gained on Interception Runbacks

| | | | |
|--------|------|------------------------------------|---------|
| Game | *182 | fs Ashley Lee vs. Vanderbilt | 1983 |
| Season | 210 | hb Johnny Watkins | 1960 |
| Career | 351 | fs Ashley Lee | 1980-84 |

Most Touchdowns on Interception Runbacks

| | | | |
|--------|---|------------------------------------|-------------|
| Game | 2 | lb Don Divers vs. VMI | 1954 |
| | | fs Ashley Lee vs. Vanderbilt | 1983 |
| Season | 2 | lb Don Divers | 1954 |
| | | lb Mike Widger | 1968 |
| | | fs Ashley Lee | 1983 |
| | | cb Eric Green | 2003 |
| Career | 3 | lb Don Divers | 1954-56 |
| | | lb Mike Widger | 1967-69 |

*NCAA record

Team Interceptions

Most Interceptions

| | | | |
|--------|----|-------------------------|------|
| Game | 6 | vs. Florida State | 1968 |
| | | vs. Rutgers | 1992 |
| | | vs. Rutgers | 1998 |
| Season | 27 | | 1967 |


Most Yards on Interceptions

| | | | |
|--------|-----|----------------------|------|
| Game | 182 | vs. Vanderbilt | 1983 |
| Season | 594 | | 1954 |


Most Interception Touchdowns

| | | | |
|--------|---|------------------------------|------|
| Game | 2 | vs. VMI | 1954 |
| | | vs. Vanderbilt | 1983 |
| | | vs. South Carolina | 1988 |
| | | vs. Rutgers | 1998 |
| Season | 4 | 1967, 1968, 1995, 1998, 2003 | |

Tyronne Drakeford led Tech in interceptions for three consecutive years in the early '90s.



Gene Bunn



Ron Davidson



Year-by-Year Interception Leaders

| Year | Player | Int. | Yds. | TDs | Long |
|------|---|------|------|-----|------|
| 1952 | Julian King | 4 | 27 | - | - |
| 1953 | Don Booth | 2 | 53 | 1 | - |
| | Leo Burke | 2 | 35 | 0 | - |
| 1954 | Dickie Beard | 3 | 119 | 1 | - |
| | Leo Burke | 3 | 55 | 0 | - |
| 1955 | Leo Burke | 3 | 12 | 0 | - |
| 1956 | Jimmy Lugar | 3 | 58 | 0 | 37 |
| 1957 | Carroll Dale | 2 | 43 | 0 | 37 |
| 1958 | Ken Byrd | 2 | 43 | 0 | - |
| | Billy Holsclaw | 2 | 2 | 0 | - |
| 1959 | Alger Pugh | 5 | 103 | 0 | 59 |
| 1960 | Johnny Watkins | 4 | 210 | 1 | 88 |
| 1961 | Buddy Perry | 4 | 45 | 0 | 32 |
| 1962 | Gerald Bobbitt | 5 | 51 | 0 | 25 |
| 1963 | Mike Cahill | 4 | 32 | 0 | 11 |
| 1964 | Vic Kreiter | 2 | 19 | 0 | 12 |
| 1965 | Billy Edwards | 2 | 12 | 0 | 12 |
| | Jimmy Richards | 2 | 0 | 0 | 0 |
| | George Foussekis | 2 | 0 | 0 | 0 |
| 1966 | Frank Beamer | 4 | 22 | 0 | 22 |
| 1967 | Ron Davidson | 9 | 149 | 0 | 75 |
| 1968 | Mike Widger | 7 | 203 | 2 | 74 |
| 1969 | Tim Bosiack | 4 | 36 | 0 | 18 |
| | Lenny Smith | 4 | 29 | 0 | 27 |
| | Mike Widger | 4 | 9 | 0 | 5 |
| 1970 | Ronnie Holsinger | 5 | 82 | 0 | 66 |
| 1971 | Kent Henry | 5 | 57 | 0 | 25 |
| 1972 | Jerry Scharnus | 5 | 31 | 0 | 15 |
| 1973 | John Bell | 5 | 84 | 1 | 36 |
| 1974 | John Bell | 5 | 71 | 0 | 30 |
| 1975 | Billy Hardee | 7 | 83 | 0 | 31 |
| 1976 | Gene Bunn | 7 | 23 | 0 | 21 |
| 1977 | Gene Bunn | 6 | 69 | 0 | 32 |
| 1978 | Gene Bunn | 5 | 14 | 0 | 8 |
| 1979 | Jerome Pannell | 4 | 39 | 0 | 35 |
| | Matt Mead | 4 | 36 | 0 | 18 |
| | Paul Davis | 4 | 27 | 0 | 13 |
| 1980 | Mike Scharnus | 2 | 59 | 1 | 44 |
| | Paul Davis | 2 | 14 | 0 | 9 |
| | Rick Miley | 2 | 7 | 0 | 5 |
| 1981 | Mike Johnson | 4 | 75 | 0 | 55 |
| | Gillett Ford | 4 | 73 | 1 | 34 |
| 1982 | Derek Carter | 5 | 18 | 0 | 18 |
| 1983 | Jake Clarke | 4 | 44 | 0 | 33 |
| | Mike Johnson | 4 | 13 | 0 | 9 |
| 1984 | Ashley Lee | 7 | 155 | 0 | 44 |
| 1985 | Carter Wiley | 5 | 53 | 0 | 32 |
| 1986 | Carter Wiley | 3 | 15 | 0 | 15 |
| | Billy Myers | 3 | 9 | 0 | 9 |
| 1987 | six players with 1 each (inc. Randy Cockrell | 1 | 90 | 1 | 90) |
| 1988 | John Granby | 4 | 27 | 0 | 27 |
| 1989 | Roger Brown | 3 | 55 | 1 | 55 |
| | John Granby | 3 | 53 | 0 | 44 |
| | Randy Cockrell | 3 | 14 | 0 | 9 |
| 1990 | Tyronne Drakeford | 3 | 22 | 0 | 22 |
| 1991 | Tyronne Drakeford | 5 | 1 | 0 | 1 |
| 1992 | Tyronne Drakeford | 7 | 121 | 1 | 40 |
| 1993 | Antonio Banks | 3 | 22 | 0 | 21 |
| | Torrian Gray | 3 | 48 | 0 | 46 |
| 1994 | Torrian Gray | 4 | 74 | 1 | 66 |
| | William Yarborough | 4 | 0 | 0 | 0 |
| 1995 | William Yarborough | 5 | 14 | 0 | 12 |
| 1996 | Antonio Banks | 4 | 63 | 0 | 45 |
| 1997 | Keion Carpenter | 4 | 52 | 0 | 32 |
| 1998 | Keion Carpenter | 5 | 92 | 1 | 40 |
| | Ike Charlton | 5 | 81 | 1 | 26 |
| 1999 | Anthony Midget | 4 | 5 | 0 | 3 |
| 2000 | Willie Pile | 6 | 22 | 1 | 11 |
| 2001 | Willie Pile | 4 | 77 | 0 | 53 |
| 2002 | Garnell Wilds | 5 | 8 | 0 | 8 |
| 2003 | Eric Green | 3 | 166 | 2 | 84 |

THE RECORD BOOK

CAREER INTERCEPTION LEADERS

| Pos. | Name | Yrs. Played | Int. | TDs | Ret. Yds. |
|-------|--------------------------|-------------|------|-----|-----------|
| cb-s | Gene Bunn | 1976-78 | 18 | 0 | 106 |
| cb | Tyronne Drakeford | 1990-93 | 16 | 1 | 144 |
| s | Willie Pile | 1999-02 | 14 | 2 | 270 |
| hb | Ron Davidson | 1966-68 | 13 | 0 | 174 |
| s | Lenny Smith | 1968-70 | 13 | 0 | 120 |
| lb | Mike Widger | 1967-69 | 12 | 3 | 220 |
| cb | John Granby | 1987-91 | 12 | 0 | 98 |
| lb | Mike Johnson | 1980-83 | 11 | 1 | 173 |
| fs | Ashley Lee | 1980-84 | 11 | 2 | 351 |
| cb-fs | William Yarborough | 1992-95 | 11 | 0 | 30 |
| s-cb | John Bell | 1972-74 | 10 | 1 | 155 |
| cb | Billy Hardee | 1973-75 | 10 | 1 | 168 |
| cb | Derek Carter | 1981-84 | 10 | 0 | 77 |
| s | Keion Carpenter | 1995-98 | 10 | 2 | 244 |
| hb | Frank Beamer | 1966-68 | 9 | 1 | 81 |
| s | Carter Wiley | 1984-87 | 9 | 1 | 143 |
| s | Torrian Gray | 1993-96 | 9 | 1 | 122 |
| cb | Garnell Wilds | 2000-03 | 9 | 0 | 32 |

INAUGURAL SEASON IN THE ACC



Punt Returns

Individual Records

Most Returns

| | | | |
|--------|-----|-------------------------------|---------|
| Game | 10 | John Ludlow vs. Virginia..... | 1982 |
| | | Bo Campbell vs. Akron..... | 1989 |
| Season | 51 | John Ludlow..... | 1982 |
| Career | 136 | John Ludlow..... | 1979-82 |

Most Yardage on Returns

| | | | |
|--------|-----|-------------------------------|---------|
| Game | 164 | Antonio Freeman vs. Pitt..... | 1994 |
| Season | 510 | Ricky Hall..... | 1999 |
| Career | 872 | André Davis..... | 1998-01 |

Most TDs on Returns

| | | | |
|--------|---|---------------------------------|---------|
| Game | 2 | DeAngelo Hall vs. Syracuse..... | 2003 |
| Season | 3 | Frank Loria..... | 1966 |
| | | André Davis..... | 2000 |
| | | DeAngelo Hall..... | 2003 |
| Career | 5 | DeAngelo Hall..... | 2001-03 |

Best Return Average

| | | | |
|--------|------|----------------------|---------|
| Season | 22.0 | André Davis..... | 2000 |
| | | (15 or more returns) | |
| Career | 15.9 | André Davis..... | 1998-01 |

Team Records

Most Returns

| | | | |
|--------|----|-------------------|------|
| Game | 10 | vs. VMI..... | 1971 |
| | | vs. Virginia..... | 1982 |
| | | vs. Clemson..... | 1989 |
| | | vs. Clemson..... | 1998 |
| Season | 53 | | 1982 |

Most Yardage on Returns

| | | | |
|--------|-----|---------------------|------|
| Game | 164 | vs. Pittsburgh..... | 1994 |
| Season | 711 | | 2000 |

Most TDs on Returns


| | | | |
|--------|---|-------|-------------------|
| Season | 3 | | 1966, 2000 & 2003 |
|--------|---|-------|-------------------|

Best Return Average

| | | | |
|--------|------|-------------------|------|
| Season | 18.2 | (39 returns)..... | 2000 |
|--------|------|-------------------|------|

Year-by-Year Punt Return Leaders

| Year | Player | No. | Yds. | TDs |
|------|-----------------------|-----|------|-----|
| 1952 | Billy Anderson..... | 23 | 375 | 1 |
| 1953 | Billy Anderson..... | 7 | 60 | 0 |
| 1954 | Billy Anderson..... | 13 | 122 | 0 |
| 1955 | Dave Ebert..... | 15 | 91 | 0 |
| 1956 | Bobby Wolfenden..... | 8 | 123 | 1 |
| 1957 | Corbin Bailey..... | 15 | 242 | 0 |
| 1958 | Pat Henry..... | 7 | 142 | 1 |
| 1959 | Alger Pugh..... | 12 | 129 | 0 |
| 1960 | Bobby Watkins..... | 14 | 182 | 1 |
| 1961 | Terry Strock..... | 9 | 83 | 0 |
| 1962 | Mike Cahill..... | 20 | 138 | 0 |
| 1963 | Mike Cahill..... | 18 | 138 | 0 |
| 1964 | Tommy Francisco..... | 9 | 58 | 0 |
| 1965 | Frank Loria..... | 15 | 145 | 0 |
| 1966 | Frank Loria..... | 16 | 248 | 3 |
| 1967 | Frank Loria..... | 30 | 420 | 1 |
| 1968 | Ron Davidson..... | 25 | 62 | 0 |
| 1969 | Wayne Humphries..... | 24 | 89 | 0 |
| 1970 | Tim Bosiack..... | 34 | 177 | 0 |
| 1971 | Jerry Scharnus..... | 25 | 238 | 0 |
| 1972 | Jerry Scharnus..... | 26 | 229 | 0 |
| 1973 | Billy Hardee..... | 6 | 118 | 0 |
| 1974 | Billy Hardee..... | 30 | 263 | 0 |
| 1975 | Billy Hardee..... | 27 | 148 | 1 |
| 1976 | Greg Payne..... | 16 | 156 | 1 |
| 1977 | Henry Bradley..... | 13 | 58 | 0 |
| 1978 | Gene Bunn..... | 6 | 42 | 0 |
| 1979 | John Ludlow..... | 13 | 114 | 0 |
| 1980 | John Ludlow..... | 37 | 220 | 0 |
| 1981 | John Ludlow..... | 35 | 219 | 0 |
| 1982 | John Ludlow..... | 51 | 284 | 0 |
| 1983 | Derek Carter..... | 37 | 289 | 0 |
| 1984 | Billy Myers..... | 34 | 335 | 0 |
| 1985 | Billy Myers..... | 24 | 142 | 0 |
| 1986 | Billy Myers..... | 27 | 236 | 0 |
| 1987 | Myron Richardson..... | 16 | 70 | 0 |
| 1988 | Myron Richardson..... | 25 | 142 | 0 |
| 1989 | Bo Campbell..... | 26 | 134 | 0 |
| 1990 | Marcus Mickel..... | 25 | 292 | 0 |
| 1991 | Bo Campbell..... | 15 | 273 | 0 |
| 1992 | Bo Campbell..... | 20 | 135 | 0 |
| 1993 | Antonio Freeman..... | 24 | 184 | 0 |
| 1994 | Antonio Freeman..... | 39 | 467 | 1 |
| 1995 | Larry Green..... | 23 | 208 | 0 |
| 1996 | Angelo Harrison..... | 22 | 189 | 0 |
| 1997 | Angelo Harrison..... | 10 | 90 | 0 |
| 1998 | Angelo Harrison..... | 38 | 376 | 0 |
| 1999 | Ricky Hall..... | 40 | 510 | 1 |
| 2000 | André Davis..... | 18 | 396 | 3 |
| 2001 | André Davis..... | 35 | 437 | 1 |
| 2002 | DeAngelo Hall..... | 22 | 352 | 2 |
| 2003 | DeAngelo Hall..... | 33 | 487 | 3 |



Frank Loria



DeAngelo Hall



André Davis

CAREER PUNT RETURN LEADERS

| Name | Yrs. Played | No. | Yds. | TDs | Avg. |
|---------------------------|----------------|-----------|------------|----------|-------------|
| André Davis..... | 1998-01 | 55 | 872 | 4 | 15.9 |
| DeAngelo Hall..... | 2001-03 | 56 | 839 | 5 | 15.0 |
| John Ludlow..... | 1979-82 | 136 | 837 | 0 | 6.2 |
| Frank Loria..... | 1965-67 | 61 | 813 | 4 | 13.3 |
| Billy Myers..... | 1984-87 | 90 | 750 | 0 | 8.3 |
| Angelo Harrison..... | 1995-98 | 73 | 697 | 0 | 9.5 |
| Antonio Freeman..... | 1991-94 | 63 | 651 | 1 | 10.3 |
| Bo Campbell..... | 1989-92 | 67 | 587 | 0 | 8.8 |
| Billy Anderson..... | 1952-54 | 43 | 557 | 1 | 13.0 |
| Ricky Hall..... | 1998-99 | 41 | 534 | 1 | 13.0 |
| Billy Hardee..... | 1973-75 | 63 | 529 | 1 | 8.4 |



Kickoff Returns

Individual Records

Most Returns

| | | | |
|--------|----|-------------------------------|---------|
| Game | 9 | James Barber vs. Tulsa..... | 1971 |
| | | Billy Hardee vs. Alabama..... | 1973 |
| Season | 33 | Billy Hardee..... | 1973 |
| Career | 67 | Jon Jeffries..... | 1987-91 |

Most Yardage on Returns


| | | | |
|--------|------|--------------------------------|---------|
| Game | 214 | Marcus Mickel vs. Clemson..... | 1989 |
| Season | 758 | Billy Hardee..... | 1973 |
| Career | 1447 | Jon Jeffries..... | 1987-91 |

Most TDs on Returns

| | | | |
|--------|---|-------------------|---------|
| Season | 1 | shared by many | |
| Career | 2 | Terry Strock..... | 1959-61 |

Best Return Average

| | | | |
|--------|------|------------------------|------------------------------|
| Season | 34.3 | Tommy Francisco..... | 1965 (10 or more returns) |
| Career | 24.8 | Dickie Longerbeam..... | 1965-68 |



Jon Jeffries

Team Records

Most Returns

| | | | |
|--------|----|------------------|------|
| Game | 12 | vs. Alabama..... | 1973 |
| Season | 67 | | 1950 |

Most Yardage on Returns

| | | | |
|--------|------|-------------------------|------|
| Game | 245 | vs. South Carolina..... | 1973 |
| Season | 1431 | | 1973 |

Most TDs on Returns

| | | | |
|--------|---|-------|------|
| Season | 2 | | 1965 |
|--------|---|-------|------|

Best Return Average

| | | | |
|--------|------|-------|------|
| Season | 27.4 | | 1965 |
|--------|------|-------|------|

CAREER KICKOFF RETURN LEADERS


| Name | Yrs. Played | No. | Yds. | TDs | Avg. |
|------------------------|-------------|-----|------|-----|------|
| Jon Jeffries..... | 1987-91 | 67 | 1447 | 1 | 21.6 |
| Bob Thomas..... | 1981-84 | 51 | 1088 | 0 | 21.3 |
| Marcus Mickel..... | 1988-91 | 47 | 963 | 1 | 20.5 |
| Eddie Hunter..... | 1983-86 | 38 | 889 | 1 | 23.4 |
| Dickie Longerbeam..... | 1965-68 | 34 | 842 | 1 | 24.8 |
| Billy Hardee..... | 1973-75 | 37 | 833 | 1 | 22.5 |
| Tommy Francisco..... | 1964-66 | 34 | 789 | 1 | 23.2 |
| Rich Matijevich..... | 1969-71 | 36 | 780 | 1 | 21.7 |
| Richard Johnson..... | 2001- | 35 | 752 | 0 | 21.5 |
| Sonny Utz..... | 1962-64 | 33 | 741 | 0 | 22.5 |
| Larry Fallen..... | 1976-78 | 32 | 689 | 1 | 21.5 |

Year-by-Year Kickoff Return Leaders

| Year | Player | No. | Yds. | TDs |
|------|------------------------|-----|------|-----|
| 1952 | Don Booth..... | 18 | 413 | 0 |
| 1953 | Howie Wright..... | 6 | 125 | 0 |
| 1954 | Billy Anderson..... | 5 | 96 | 0 |
| 1955 | Dickie Beard..... | 5 | 115 | 0 |
| 1956 | Bobby Wolfenden..... | 5 | 173 | 0 |
| 1957 | Frank Eastman..... | 5 | 60 | 0 |
| 1958 | Jay Whitesell..... | 5 | 192 | 1 |
| 1959 | Alger Pugh..... | 12 | 305 | 0 |
| 1960 | Terry Strock..... | 6 | 208 | 1 |
| 1961 | Warren Price..... | 13 | 273 | 0 |
| 1962 | Sonny Utz..... | 11 | 242 | 0 |
| 1963 | Tommy Walker..... | 7 | 259 | 1 |
| 1964 | Tommy Francisco..... | 15 | 301 | 0 |
| 1965 | Dickie Longerbeam..... | 12 | 404 | 1 |
| 1966 | Tommy Francisco..... | 9 | 145 | 0 |
| 1967 | Dickie Longerbeam..... | 14 | 317 | 0 |
| 1968 | Ron Davidson..... | 6 | 105 | 0 |
| 1969 | Rich Matijevich..... | 7 | 192 | 1 |
| 1970 | Rich Matijevich..... | 25 | 501 | 0 |
| 1971 | Jimmy Quinn..... | 14 | 324 | 0 |
| 1972 | Don Testerman..... | 11 | 294 | 0 |
| 1973 | Billy Hardee..... | 33 | 758 | 1 |
| 1974 | Morris Blueford..... | 15 | 305 | 0 |
| 1975 | Roscoe Coles..... | 14 | 312 | 0 |
| 1976 | Ellis Savage..... | 17 | 311 | 0 |
| 1977 | Kenny Lewis..... | 24 | 540 | 0 |
| 1978 | Larry Fallen..... | 23 | 526 | 1 |
| 1979 | Billy Hite..... | 8 | 156 | 0 |
| 1980 | Sidney Snell..... | 11 | 264 | 0 |
| 1981 | Bob Thomas..... | 9 | 172 | 0 |
| 1982 | Bob Thomas..... | 22 | 487 | 0 |
| 1983 | Eddie Hunter..... | 7 | 162 | 0 |
| 1984 | Bob Thomas..... | 14 | 278 | 0 |
| 1985 | Eddie Hunter..... | 12 | 265 | 0 |
| 1986 | Eddie Hunter..... | 19 | 462 | 1 |
| 1987 | Jon Jeffries..... | 22 | 561 | 1 |
| 1988 | Jon Jeffries..... | 15 | 311 | 0 |
| 1989 | Marcus Mickel..... | 25 | 546 | 1 |
| 1990 | Marcus Mickel..... | 15 | 285 | 0 |
| 1991 | Jon Jeffries..... | 16 | 273 | 0 |
| 1992 | Tony Kennedy..... | 16 | 386 | 1 |
| 1993 | Dwayne Thomas..... | 14 | 305 | 0 |
| 1994 | Bryan Still..... | 19 | 493 | 0 |
| 1995 | Dwayne Thomas..... | 13 | 238 | 0 |
| 1996 | Shawn Scales..... | 12 | 312 | 0 |
| 1997 | Ike Charlton..... | 18 | 373 | 0 |
| 1998 | Shyrone Stith..... | 14 | 282 | 0 |
| 1999 | Shyrone Stith..... | 15 | 387 | 0 |
| 2000 | André Kendrick..... | 22 | 447 | 0 |
| 2001 | Richard Johnson..... | 12 | 267 | 0 |
| 2002 | Richard Johnson..... | 23 | 485 | 0 |
| 2003 | Mike Imoh..... | 18 | 549 | 1 |



Terry Strock



Bob Thomas




Billy Hardee

THE RECORD BOOK

INAUGURAL SEASON IN THE ACC

Punting



George Roberts

Most Punts


| | | | |
|--------|-----|--------------------------------|---------|
| Game | 14 | Jack Simcsak vs. Alabama | 1968 |
| Season | 88 | Gene Fisher | 1967 |
| Career | 210 | Jack Simcsak | 1968-70 |

Most Yards Punting

| | | | |
|--------|------|--------------------------------|---------|
| Game | 564 | Jack Simcsak vs. Alabama | 1968 |
| Season | 3267 | Gene Fisher | 1967 |
| Career | 8257 | Jack Simcsak | 1968-70 |

Best Punting Average

| | | | |
|--------|------|----------------------|---------|
| Season | 45.1 | Jimmy Kibble..... | 1997 |
| Career | 41.8 | George Roberts | 1976-77 |



Jack Simcsak

CAREER PUNTING LEADERS

| Name | Yrs. Kicked | No. | Yds. | Avg. |
|-----------------------|-------------|-----|------|------|
| George Roberts | 1976-77 | 128 | 5345 | 41.8 |
| Dave Smigelsky..... | 1978-80 | 172 | 7065 | 41.1 |
| Jimmy Kibble | 1996-99 | 180 | 7372 | 41.0 |
| Jack Williams | 1951-53 | 157 | 6229 | 39.7 |
| Robbie Colley | 1991-94 | 169 | 6676 | 39.5 |
| Jack Simcsak | 1968-70 | 210 | 8257 | 39.3 |
| Andy Hromyak | 1970-72 | 115 | 4513 | 39.2 |
| David Cox | 1982-85 | 173 | 6785 | 39.2 |
| Bruce McDaniel..... | 1972-75 | 171 | 6675 | 39.0 |
| Bill Renner..... | 1981-82 | 141 | 5492 | 39.0 |
| Gene Fisher | 1965-67 | 205 | 7840 | 38.2 |
| Bobby Wolfenden | 1954-56 | 63 | 2386 | 37.9 |
| Bob Schweickert | 1962-64 | 112 | 4233 | 37.8 |

Year-by-Year Punting Leaders

| Year | Player | No. Punts | Avg. |
|------|------------------|-----------|------|
| 1952 | Jack Williams | 66 | 40.7 |
| 1953 | Jack Williams | 30 | 40.9 |
| 1954 | Tom Petty | 40 | 35.6 |
| 1955 | Bobby Wolfenden | 29 | 39.9 |
| 1956 | Bobby Wolfenden | 30 | 37.3 |
| 1957 | Bobby Conner | 25 | 34.8 |
| 1958 | Carroll Dale | 28 | 33.6 |
| 1959 | Carroll Dale | 36 | 32.8 |
| 1960 | Terry Strock | 47 | 37.2 |
| 1961 | Terry Strock | 35 | 36.5 |
| 1962 | Jake Adams | 25 | 38.8 |
| 1963 | Bob Schweickert | 45 | 39.1 |
| 1964 | Bob Schweickert | 42 | 37.7 |
| 1965 | Gene Fisher | 49 | 40.6 |
| 1966 | Gene Fisher | 68 | 37.9 |
| 1967 | Gene Fisher | 88 | 37.1 |
| 1968 | Jack Simcsak | 82 | 38.7 |
| 1969 | Jack Simcsak | 66 | 41.2 |
| 1970 | Jack Simcsak | 62 | 38.1 |
| 1971 | Andy Hromyak | 57 | 39.3 |
| 1972 | Andy Hromyak | 42 | 41.4 |
| 1973 | Bruce McDaniel | 55 | 40.3 |
| 1974 | Bruce McDaniel | 53 | 39.6 |
| 1975 | Bruce McDaniel | 60 | 37.9 |
| 1976 | George Roberts | 68 | 41.5 |
| 1977 | George Roberts | 60 | 42.1 |
| 1978 | Dave Smigelsky | 58 | 41.0 |
| 1979 | Dave Smigelsky | 58 | 42.3 |
| 1980 | Dave Smigelsky | 53 | 39.8 |
| 1981 | Bill Renner | 62 | 39.5 |
| 1982 | Bill Renner | 79 | 38.6 |
| 1983 | David Cox | 61 | 41.0 |
| 1984 | David Cox | 56 | 41.9 |
| 1985 | David Cox | 55 | 34.9 |
| 1986 | Tony Romero | 47 | 36.0 |
| 1987 | Tony Romero | 51 | 37.9 |
| 1988 | Kelly Fitzgerald | 39 | 36.7 |
| 1989 | Chris Baucia | 77 | 37.5 |
| 1990 | Chris Baucia | 66 | 38.5 |
| 1991 | Jack Wiltshire | 55 | 37.2 |
| 1992 | Robbie Colley | 57 | 38.1 |
| 1993 | Robbie Colley | 51 | 38.4 |
| 1994 | Robbie Colley | 57 | 42.1 |
| 1995 | John Thomas | 61 | 38.9 |
| 1996 | Jimmy Kibble | 32 | 37.3 |
| 1997 | Jimmy Kibble | 50 | 45.1 |
| 1998 | Jimmy Kibble | 52 | 41.5 |
| 1999 | Jimmy Kibble | 46 | 38.4 |
| 2000 | Robert Peaslee | 44 | 35.3 |
| 2001 | Vinnie Burns | 59 | 37.8 |
| 2002 | Vinnie Burns | 64 | 40.5 |
| 2003 | Vinnie Burns | 57 | 39.8 |

Principal Place-kickers

| Season(s) | Player | EP | FG | TP |
|-----------|--------------------------|---------|-------|-----|
| 1920-21 | J.G. (Rip) Wallace | 29 | | 95 |
| 1922-24 | Don Rutherford | 31 | | 107 |
| 1925 | Paul Robertson | 4 | | 10 |
| 1926-28 | J.B. (Scotty) MacArthur | 26 | | |
| 1928-30 | Bird Hooper | 21 | | 41 |
| 1931 | Heinie Groth | 3 | | 3 |
| 1932 | Gene Hite | 8 | | 8 |
| 1933 | Ray Mills | 5 | | 5 |
| 1934 | George Sodaro | 5 | | 5 |
| 1935 | Herman (Foots) Dickerson | 5 | | 47 |
| 1936 | George Sodaro | 6 | 1 | 9 |
| 1937 | C.L. Shockey | 6 | | 6 |
| 1938 | Frank Pierce | 6 | | 12 |
| 1939 | Ward Boswell | 5 | | 5 |
| 1940-42 | Roger McClure | 39 | 9 | 74 |
| 1945-48 | Bob Orr | 35 | | 35 |
| 1949 | Ralph Beard | 16 | | 22 |
| 1950 | Ronnie Raugh | 5 | | 5 |
| 1951 | | | | |
| 1952 | Don (Duckie) Welsh | 14 | 1 | 29 |
| 1953-55 | Dickie Beard | 43 | 1 | 46 |
| 1955-57 | Barry Frazee | 32 | 2 | 38 |
| 1958-59 | Chuck Stephens | 17-27 | 2-4 | 23 |
| 1960-62 | Aster (Cat) Sizemore | 39-46 | 1-9 | 42 |
| 1962-64 | Dickie Cranwell | 43-49 | 8-17 | 67 |
| 1965-67 | Jon Utin | 63-69 | 20-36 | 123 |
| 1968-70 | Jack Simcsak | 59-64 | 21-48 | 122 |
| 1971-72 | Dave Strock | 50-56 | 22-42 | 116 |
| 1973-75 | Wayne Latimer | 72-77 | 25-55 | 147 |
| 1976-78 | Paul Engle | 54-58 | 16-42 | 102 |
| 1979-80 | Dennis Laury | 41-47 | 12-24 | 77 |
| 1981-84 | Don Wade | 98-107 | 42-70 | 224 |
| 1985 | Tom Taricani | 9-10 | 3-6 | 18 |
| 1985-88 | Chris Kinzer | 93-95 | 47-69 | 234 |
| 1989-91 | Mickey Thomas | 44-45 | 31-41 | 137 |
| 1991-94 | Ryan Williams | 137-147 | 39-57 | 254 |
| 1994-95 | Atle Larsen | 36-37 | 15-26 | 81 |
| 1996-99 | Shayne Graham | 167-169 | 68-93 | 371 |
| 2000-03 | Carter Warley | 190-195 | 39-63 | 307 |



Shayne Graham



Team Defense

Season Highs & Lows Since 1950

| | Fewest | Most |
|----------------------|--------------------------|--------------------------|
| Total Defense | | |
| Plays | 552 in 1954 (9 games) | 938 in 2002 (14 games) |
| | 562 in 1955 (10 games) | |
| | 691 in 1997 (11 games) | |
| Yards Allowed | 1,973 in 1954 (9 games) | 5,136 in 1973 (11 games) |
| | 2,108 in 1957 (10 games) | |
| | 2,401 in 1980 (11 games) | |
| Yards Per Game | 210.8 in 1957 (10 games) | 466.9 in 1973 |
| | 218.3 in 1980 (11 games) | |
| Yards Per Play | 3.30 in 1966 (10 games) | 6.3 in 1973 |
| | 3.34 in 1984 (11 games) | |

Rushing Defense

| | | |
|------------------|-------------------------|------------------------|
| Rushing Attempts | 363 in 1966 (10 games) | 610 in 1973 (11 games) |
| | 367 in 1983 (11 games) | |
| Yards Allowed | 544 in 1982 (11 games) | 3,453 in 1973 |
| Yards Per Game | 49.5 in 1982 (11 games) | 313.9 in 1973 |
| Yards Per Carry | 1.4 in 1982 (11 games) | 5.7 in 1973 |
| TDs Rushing | 2 in 1968 (10 games) | 37 in 1973 |
| | | in 1982 (11 games) |

Pass Defense

| | | |
|----------------------|-----------------------------|--------------------------|
| Passing Attempts | 108 in 1957 (10 games) | 443 in 2002 (14 games) |
| | 177 in 1952 (11 games) | |
| Completions | 38 in 1957 (10 games) | 244 in 2003 (13 games) |
| | 87 in 1952 (11 games) | |
| Yards Allowed | 485 in 1957 (10 games) | 3,009 in 2003 |
| | 1,064 in 1952 (11 games) | |
| Yards Per Game | 48.5 in 1957 (10 games) | 251.0 in 1993 (11 games) |
| | 96.7 in 1952 (11 games) | |
| Yards Per Attempt | 4.5 in 1957 (10 games) | 8.3 in 1973 (11 games) |
| | 5.2 in 2001 (11 games) | |
| Yards Per Completion | 10.0 in 1962 (10 games) | 16.0 in 1973 |
| | 10.8 in 1983 (11 games) | |
| TDs Passing | 2 in 1963 (10 games) | 19 in 2003 (13 games) |
| | 6 in 1975 & 1983 (11 games) | |
| Completion Pct. | 35.2 in 1957 (10 games) | 60.2 in 2003 (13 games) |
| | 43.0 in 1980 (11 games) | |

Scoring Defense

| | | |
|-----------------|-----------------------|---------------------------------|
| Points Allowed | 75 in 1954 (9 games) | 430 in 1950 (10 games) |
| | 90 in 1966 (10 games) | 380 in 1973 (11 games) |
| | 91 in 1983 (11 games) | |
| Points Per Game | 8.27 in 1983 | 43.0 in 1950 (10 games) |
| | | 34.5 in 1973 (11 games) |
| TDs | 11 in 1954 (9 games) | 52 in 1973 |
| | | in 1966 (10 games) |
| | | in 1980, 1982 & 1983 (11 games) |

Punt Returns

| | | |
|------------------|------------------------|-------------------------|
| Returns Allowed | 9 in 1999 (11 games) | 44 in 1966 (10 games) |
| | | 40 in 1970 & 1988 |
| | | (11 games) |
| Yards Allowed | 36 in 1999 (11 games) | 529 in 1952 (11 games) |
| Yards Per Return | 2.4 in 1986 (11 games) | 14.5 in 1974 (11 games) |
| TD Returns | | 2 in 1970 (11 games)* |

Kickoff Returns

| | | |
|------------------|-------------------------|-------------------------|
| Returns Allowed | 19 in 1961 (9 games) | 61 in 2003 (13 games) |
| | 26 in 1968 (10 games) | |
| | 23 in 1978 (11 games) | |
| Yards Allowed | 368 in 1961 (9 games) | 1,271 in 2003 |
| | 419 in 1953 (10 games) | |
| | 404 in 1975 (11 games) | |
| Yards Per Return | 15.3 in 1980 (11 games) | 25.9 in 1968 (10 games) |
| | | 25.8 in 1970 (11 games) |
| TD Returns | | 1 numerous seasons |

First Downs

| | | |
|---------------------|------------------------|------------------------|
| FDs Allowed | 111 in 1955 (10 games) | 252 in 1971 (11 games) |
| | 143 in 1980 (11 games) | |
| Rushing FDs Allowed | 40 in 1967 (10 games) | 151 in 1973 (11 games) |
| | 46 in 1982 (11 games) | |
| Passing FDs Allowed | 20 in 1957 (10 games) | 127 in 2003 (13 games) |
| | 34 in 1952 (11 games) | |
| FDs by Penalty | 2 in 1952 (11 games) | 26 in 1988 (11 games) |

Fumbles

| | | |
|-------------------|------------------------|-----------------------|
| Fumbles Caused | 14 in 1992, 1997, 2000 | 48 in 1975 (11 games) |
| | (11 games) | |
| Fumbles Recovered | 6 in 2000 (11 games) | 29 in 1972 (11 games) |

*Does not include blocked punts.

Game Highs & Lows Since 1950

| | Fewest | Most |
|----------------------|----------------------|-----------------------------|
| Total Defense | | |
| Plays | 37 by Richmond, 1963 | 100 by Wm. & Mary, 1971 |
| | West Virginia, 1966 | Ohio, 1971 & Syracuse, 2002 |
| Yards Allowed | 63 vs. UAB, 1999 | 833 vs. Alabama, 1973 |
| TDs | | 11 by Alabama, 1973 |

Rushing Defense

| | | |
|------------------|-----------------------|-------------------------|
| Rushing Attempts | 19 by UCF, 2003 | 78 by Wake Forest, 1971 |
| Yards Allowed | (-28) vs. Tampa, 1967 | 748 vs. Alabama, 1973 |
| | Arkansas St., 1997 | |
| TDs | | 9 by Alabama, 1973 |

Pass Defense

| | | |
|------------------|---------------------|---------------------------|
| Passing Attempts | 2 by Clemson, 1956 | 58 by East Carolina, 1992 |
| Completions | 0 six times | 36 by Marshall, 2002 |
| Yards Allowed | 0 vs. Clemson, 1950 | 498 vs. Maryland, 1993 |
| | West Virginia, 1957 | |
| TDs | | 6 by Vanderbilt, 1982 |

Punt Returns

| | | |
|---------------|---------------------|------------------------|
| Returns | 0 several times | 9 by Syracuse, 1988 |
| Yards Allowed | (-11) vs. VMI, 1969 | 187 vs. Maryland, 1950 |
| TDs | | 1 numerous times |

Kickoff Returns

| | | |
|---------------|----------------------------|-----------------------|
| Returns | 0 by Richmond, 1976 | 9 several times |
| Yards Allowed | (-1) vs. Wake Forest, 1979 | 205 vs. Houston, 1973 |
| | | Fla. State, 1974 |
| TDs | | 1 numerous times |

First Downs

| | | |
|---------------------|--------------------------|----------------------------|
| FDs Allowed | 4 vs. Pennsylvania, 1955 | 34 vs. Wm. & Mary, 1971 |
| Rushing FDs Allowed | 1 10 times | 26 vs. Alabama, 1973 |
| Passing FDs Allowed | 0 eight times | 22 vs. East Carolina, 1992 |
| FDs by Penalty | 0 numerous times | 6 by Villanova, 1970 |

Fumbles

| | | |
|-------------------|--|-------------------------|
| Fumbles Caused | | 11 vs. Fla. State, 1958 |
| Fumbles Recovered | | 5 several times |

TACKLING RECORDS SINCE 1974

Most Tackles

| | | | |
|---------|-----|-----------------------------------|---------|
| Game: | 30 | by lb Rick Razzano vs. Kentucky | 1977 |
| Season: | 177 | by lb Rick Razzano vs. Wm. & Mary | 1975 |
| | | by dt Scott Hill | 1987 |
| Career: | 634 | by lb Rick Razzano | 1974-77 |

Most Unassisted Tackles

| | | | |
|---------|-----|---------------------------------|---------|
| Game: | 21 | by lb Rick Razzano vs. Richmond | 1975 |
| Season: | 102 | by lb Rick Razzano | 1975 |
| Career: | 368 | by lb Rick Razzano | 1974-77 |

Most Assisted Tackles

| | | | |
|---------|-----|-------------------------------------|---------|
| Game: | 15 | by lb Ashley Lee vs. Richmond | 1981 |
| | | by lb Mike Johnson vs. Miami (Fla.) | 1982 |
| Season: | 110 | by dt Scott Hill | 1987 |
| Career: | 266 | by lb Rick Razzano | 1974-77 |

Most Quarterback Sacks

| | | | |
|---------|----|-----------------------------------|---------|
| Game: | 4 | by dt Bruce Smith vs. Duke | 1983 |
| | | by dt Bruce Smith vs. Wm. & Mary | 1984 |
| | | by de Morgan Roane vs. Wm. & Mary | 1985 |
| Season: | 22 | by dt Bruce Smith | 1983 |
| Career: | 46 | by dt Bruce Smith | 1981-84 |

Most Tackles for Loss (includes sacks)

| | | | |
|---------|----|-------------------|---------|
| Season: | 31 | by dt Bruce Smith | 1983 |
| Career: | 71 | by dt Bruce Smith | 1981-84 |

Year-by-Year Leading Tacklers

| | | | | | |
|------|--------------------|-----|------|----------------------|-----|
| 1974 | lb Rick Razzano | 165 | 1989 | ilb Bobby Martin | 79 |
| 1975 | lb Rick Razzano | 177 | 1990 | olb Archie Hopkins | 89 |
| 1976 | lb Rick Razzano | 140 | 1991 | de Wooster Pack | 70 |
| 1977 | lb Rick Razzano | 152 | 1992 | olb P.J. Preston | 89 |
| 1978 | lb Chip Keatley | 102 | | ilb Melendez Byrd | 89 |
| 1979 | lb Chris Cosh | 86 | 1993 | lb Ken Brown | 113 |
| 1980 | lb Ashley Lee | 95 | 1994 | lb George DelRicco | 130 |
| 1981 | lb Ashley Lee | 146 | 1995 | lb George DelRicco | 137 |
| 1982 | lb Mike Johnson | 148 | 1996 | olb Brandon Semones | 88 |
| 1983 | lb Mike Johnson | 135 | 1997 | ilb Steve Tate | 104 |
| 1984 | lb Vince Daniels | 113 | 1998 | ilb Jamel Smith | 99 |
| 1985 | lb Paul Nelson | 103 | 1999 | ilb Jamel Smith | 89 |
| 1986 | lb Paul Nelson | 104 | 2000 | ilb Ben Taylor | 103 |
| 1987 | dt Scott Hill | 177 | 2001 | ilb Ben Taylor | 121 |
| 1988 | dt Horacio Moronta | 81 | 2002 | ilb Mikal Baagee | 112 |
| | | | 2003 | rov Michael Crawford | 131 |

THE RECORD BOOK

Individual Records

Highest Individual Total Offense Games (By Tech)

| | | |
|--------------------------------------|--|-------------|
| 516 (527 pass, -11 rush) | Don Strock vs. Houston..... | 1972 |
| 495 (504 pass, -9 rush) | Bryan Randall vs. Syracuse..... | 2002 |
| 390 (398 pass, -8 rush) | Bryan Randall vs. California..... | 2003 |
| 386 (376 pass, 10 rush) | Don Strock vs. Ohio U..... | 1971 |
| 386 (385 pass, 1 rush) | Don Strock vs. Wake Forest..... | 1972 |
| 366 (290 pass, 76 rush) | Michael Vick vs. Boston College..... | 1999 |
| 350 (355 pass, -5 rush) | Don Strock vs. Oklahoma State..... | 1972 |

Highest Individual Total Offense Games (By Opponent)

| | | |
|--------------------------------|------------------------------------|------|
| 516 (498 pass, 18 rush) | Scott Milanovich of Maryland..... | 1993 |
| 445 (448 pass, -3 rush) | Glenn Foley of Boston College..... | 1993 |
| 428 (394 pass, 34 rush) | Todd Ellis of South Carolina..... | 1986 |
| 392 (406 pass, -14 rush) | Byron Leftwich of Marshall..... | 2002 |
| 387 (403 pass, -16 rush) | Troy Nunes of Syracuse..... | 2002 |

Highest Individual Passing Games (By Tech)

| | | |
|-----------------------------|--|-------------|
| 527 (34 of 53) | Don Strock vs. Houston..... | 1972 |
| 504 (23 of 35) | Bryan Randall vs. Syracuse..... | 2002 |
| 398 (24 of 34) | Bryan Randall vs. California..... | 2003 |
| 385 (25 of 47) | Don Strock vs. Wake Forest..... | 1972 |
| 376 (19 of 31) | Don Strock vs. Ohio U..... | 1971 |
| 355 (20 of 40) | Don Strock vs. Oklahoma State..... | 1972 |

Highest Individual Passing Games (By Opponent)

| | | |
|----------------------|------------------------------------|------|
| 498 (29 of 52) | Scott Milanovich of Maryland..... | 1993 |
| 448 (21 of 29) | Glenn Foley of Boston College..... | 1993 |
| 407 (28 of 46) | David Priestley of Pittsburgh..... | 1999 |
| 406 (31 of 49) | Byron Leftwich of Marshall..... | 2002 |
| 403 (24 of 40) | Troy Nunes of Syracuse..... | 2002 |

Most Passing Attempts (By Tech)

| | | |
|-----------------------------|------------------------------------|------|
| 53 (34 for 527 yards) | Don Strock vs. Houston..... | 1972 |
| 50 (27 for 268) | Will Furrer vs. Oklahoma..... | 1991 |
| 48 (22 for 276) | Don Strock vs. Florida State..... | 1972 |
| 47 (25 for 385) | Don Strock vs. Wake Forest..... | 1972 |
| 45 (23 for 240) | Don Strock vs. Oklahoma State..... | 1971 |
| 44 (29 for 349) | Don Strock vs. South Carolina..... | 1972 |

Most Passing Attempts (By Opponent)

| | | |
|-----------------------------|-------------------------------------|------|
| 54 (28 for 269 yards) | Dean May of Louisville..... | 1983 |
| 53 (28 for 312) | Gary Pajcic of Florida State..... | 1966 |
| 53 (22 for 272) | Todd Ellis of South Carolina..... | 1988 |
| 52 (27 for 302) | Randy Joyce of Appalachian St..... | 1981 |
| 52 (29 for 498) | Scott Milanovich of Maryland..... | 1993 |
| 51 (20 for 239) | Dan Darragh of William & Mary..... | 1966 |
| 51 (25 for 234) | Ben Bennett of Duke..... | 1983 |
| 51 (20 for 209) | Chad Johnston of West Virginia..... | 1996 |

Most Passing Completions (By Tech)

| | | |
|------------------------------|--|-------------|
| 34 (of 53, 527 yards) | Don Strock vs. Houston..... | 1972 |
| 29 (of 44, 349) | Don Strock vs. South Carolina..... | 1972 |
| 27 (of 50, 268) | Will Furrer vs. Oklahoma..... | 1991 |
| 25 (of 47, 385) | Don Strock vs. Wake Forest..... | 1972 |
| 24 (of 43, 339) | Don Strock vs. William & Mary..... | 1972 |
| 24 (of 34, 247) | Will Furrer vs. Southern Miss..... | 1990 |
| 24 (of 37, 282) | Jim Druckenmiller vs. Rutgers..... | 1996 |
| 24 (of 34, 398) | Bryan Randall vs. California..... | 2003 |

Most Passing Completions (By Opponent)

| | | |
|-----------------------------------|---------------------------------------|-------------|
| 32 (of 46, 358 yards)..... | Matt Schaub of Virginia..... | 2003 |
| 31 (of 49, 406) | Byron Leftwich of Marshall..... | 2002 |
| 30 (of 47, 350) | Danny McCain of Cincinnati..... | 1986 |
| 30 (of 50, 332) | Marcus Crandell of East Carolina..... | 1994 |
| 29 (of 52, 498) | Scott Milanovich of Maryland..... | 1993 |
| 28 (of 53, 312) | Gary Pajcic of Florida State..... | 1966 |
| 28 (of 54, 269) | Dean May of Louisville..... | 1983 |
| 28 (of 46, 303) | Scott Zolak of Maryland..... | 1990 |
| 28 (of 46, 407) | David Priestley of Pittsburgh..... | 1999 |

Most Yards Rushing (By Tech)

| | | |
|-------------------------------|--|-------------|
| 241 (30 carries) | Kevin Jones vs. Pittsburgh..... | 2003 |
| 223 (34) | Kenny Lewis vs. VMI..... | 1978 |
| 214 (28) | Roscoe Coles vs. Tulsa..... | 1976 |
| 210 (16) | Michael Vick vs. Boston College..... | 2000 |
| 204 (29) | Bob Schweickert vs. Richmond..... | 1963 |
| 202 (38) | Cyrus Lawrence vs. Virginia..... | 1981 |
| 197 (17) | Ken Edwards vs. Florida State..... | 1968 |
| 197 (21) | Lee Suggs vs. Rutgers..... | 2002 |

Most Yards Rushing (By Opponent)

| | | |
|------------------------|---------------------------------|------|
| 239 (44 carries) | Paul Palmer of Temple..... | 1986 |
| 233 (48) | Barry Redden of Richmond..... | 1980 |
| 226 (21) | Wesley McFadden of Clemson..... | 1987 |
| 223 (32) | Barry Redden of Richmond..... | 1981 |
| 205 (39) | Willis McGahee of Miami..... | 2002 |
| 201 (27) | Robert Newhouse of Houston..... | 1971 |

Most Rushing Attempts (By Tech)

| | | |
|----------------------|------------------------------------|------|
| 42 (179 yards) | Cyrus Lawrence vs. Memphis St..... | 1981 |
| 40 (194) | Cyrus Lawrence vs. Virginia..... | 1980 |
| 38 (202) | Cyrus Lawrence vs. Virginia..... | 1981 |
| 37 (181) | Kevin Jones vs. Virginia..... | 2001 |
| 36 (169) | Cyrus Lawrence vs. Richmond..... | 1981 |
| 36 (147) | Ken Oxendine vs. Miami, Fla..... | 1997 |

Most Rushing Attempts (By Opponent)

| | | |
|-----------------------|--|-------------|
| 48 (233 yards) | Barry Redden of Richmond..... | 1980 |
| 44 (239) | Paul Palmer of Temple..... | 1986 |
| 39 (205) | Willis McGahee of Miami..... | 2002 |
| 38 (197) | Derrick Knight of Boston College..... | 2003 |
| 34 (149) | Larry Russell of Wake Forest..... | 1971 |
| 34 (124) | Clinton Portis of Miami..... | 2001 |

Most Points Scored (By Tech)

| | | |
|--------------------------------|--|-------------|
| 36 (6 TDs) | Tommy Francisco vs. VMI..... | 1966 |
| 30 (5 TDs) | Lee Suggs vs. UCF..... | 2000 |
| 26 (4 TDs, 1 conversion) | George Constantinides vs. UR..... | 1967 |
| 24 (4 TDs) | Terry Smoot vs. VMI..... | 1969 |
| 24 (4 TDs) | Kenny Lewis vs. Tulsa..... | 1978 |
| 24 (4 TDs) | Cyrus Lawrence vs. Wm. & Mary..... | 1982 |
| 24 (4 TDs) | Tommy Edwards vs. Pittsburgh..... | 1993 |
| 24 (4 TDs) | Lee Suggs vs. Rutgers..... | 2000 |
| 24 (4 TDs) | Lee Suggs vs. Virginia..... | 2000 |
| 24 (4 TDs) | Ernest Wilford vs. Syracuse..... | 2002 |
| 24 (4 TDs) | Kevin Jones vs. Pittsburgh..... | 2003 |

Most Points Scored (By Opponent)

| | | |
|--------------------------|------------------------------------|------|
| 36 (6 TDs) | Willis McGahee of Miami..... | 2002 |
| 26 (4 TDs, 2 PATs) | Jim Bakhtiar of Virginia..... | 1957 |
| 24 (3 TDs, 6 PATs) | Dickie Lewis of Wm. & Mary..... | 1950 |
| 24 (4 TDs) | Marvin Allen of Tulane..... | 1987 |
| 24 (4 TDs) | Mike Dingle of South Carolina..... | 1990 |
| 24 (4 TDs) | Chris Brantley of Rutgers..... | 1992 |

Most Receptions (By Tech)

| | | |
|----------------------|---|-------------|
| 13 (133 yards) | Donald Snell vs. Cincinnati..... | 1985 |
| 13 (170) | Nick Cullen vs. Southern Miss..... | 1990 |
| 10 (106) | Sidney Snell vs. Virginia..... | 1979 |
| 9 (213) | Ricky Scales vs. Wake Forest..... | 1972 |
| 9 (96) | Ernest Wilford vs. UCF..... | 2003 |
| 8 (84) | Gene Fisher vs. Richmond..... | 1965 |
| 8 (90) | Gene Fisher vs. Geo. Washington..... | 1965 |
| 8 (117) | Mike Burnop vs. Houston..... | 1972 |
| 8 (138) | Sidney Snell vs. Wake Forest..... | 1980 |
| 8 (81) | Bo Campbell vs. South Carolina..... | 1991 |
| 8 (194) | Antonio Freeman vs. Temple..... | 1993 |
| 8 (124) | Antonio Freeman vs. Syracuse..... | 1994 |
| 8 (80) | André Davis vs. Pittsburgh..... | 2001 |
| 8 (279) | Ernest Wilford vs. Syracuse..... | 2002 |
| 8 (110) | Ernest Wilford vs. California..... | 2003 |

Most Receptions (By Opponent)

| | | |
|-----------------------|--|-------------|
| 14 (106 yards) | Frank Wycheck of Maryland..... | 1990 |
| 13 (138) | Ron Sellers of Florida State..... | 1966 |
| 13 (215) | Antonio Bryant of Pittsburgh..... | 1999 |
| 13 (145) | Heath Miller of Virginia..... | 2003 |
| 12 (125) | Chuck Albertson of Wm. & Mary..... | 1966 |
| 12 (188) | Latef Grim of Pittsburgh..... | 1999 |
| 11 (182) | Fred Biletnikoff of Florida State..... | 1964 |
| 11 (82) | Keith Edwards of Vanderbilt..... | 1983 |
| 11 (70) | Keith Edwards of Vanderbilt..... | 1984 |
| 11 (172) | Reggie Funderburk of Rutgers..... | 1994 |
| 11 (164) | Curtis Jones of Marshall..... | 2002 |

Most Receiving Yardage (By Tech)

| | | |
|--------------------------|------------------------------------|------|
| 279 (8 receptions) | Ernest Wilford vs. Syracuse..... | 2002 |
| 213 (9) | Ricky Scales vs. Wake Forest..... | 1972 |
| 194 (8) | Antonio Freeman vs. Temple..... | 1993 |
| 171 (5) | Sidney Snell vs. VMI..... | 1979 |
| 170 (13) | Nick Cullen vs. Southern Miss..... | 1990 |
| 157 (6) | Antonio Freeman vs. Rutgers..... | 1992 |

Most Receiving Yardage (By Opponent)

| | | |
|--------------------------|--|------|
| 229 (8 receptions) | Ron Sellers of Florida State..... | 1967 |
| 229 (9) | David Tyree of Syracuse..... | 2002 |
| 215 (13) | Antonio Bryant of Pittsburgh..... | 1999 |
| 193 (6) | Andre Johnson of Miami..... | 2002 |
| 188 (12) | Latef Grim of Pittsburgh..... | 1999 |
| 182 (11) | Fred Biletnikoff of Florida State..... | 1964 |
| 180 (6) | Herman Moore of Virginia..... | 1990 |



Team Records

Total Offense (by Tech)

| | | |
|-----|--------------------|----------|
| 675 | vs. Pittsburgh | 9-11-93 |
| 641 | vs. Maryland | 9-25-93 |
| 638 | vs. Akron | 10-14-95 |
| 617 | vs. William & Mary | 10-29-83 |
| 606 | vs. Connecticut | 9-1-01 |
| 605 | vs. Houston | 10-7-72 |
| 591 | vs. East Carolina | 11-9-96 |
| 589 | vs. Wake Forest | 11-25-72 |

Total Offense (by Opponent)

| | | |
|-----|----------------|----------|
| 833 | Alabama | 10-27-73 |
| 649 | Maryland | 9-25-93 |
| 646 | Houston | 11-13-71 |
| 617 | Boston College | 11-6-93 |
| 608 | Florida State | 11-14-70 |
| 606 | Rutgers | 10-31-92 |

Total Plays (by Tech)

| | | |
|----|--------------------|----------|
| 98 | vs. Cincinnati | 8-31-85 |
| 96 | vs. Wake Forest | 11-22-75 |
| 95 | vs. South Carolina | 11-11-72 |
| 94 | vs. Richmond | 10-26-74 |
| 94 | vs. Houston | 10-7-72 |
| 94 | vs. N.C. State | 9-29-56 |

Total Plays (by Opponent)

| | | |
|-----|----------------|----------|
| 100 | Syracuse | 11-9-02 |
| 100 | Ohio Univ. | 10-23-71 |
| 100 | William & Mary | 10-16-71 |
| 98 | Cincinnati | 10-19-91 |
| 93 | South Carolina | 10-6-73 |
| 92 | Alabama | 11-18-72 |

Rushing Attempts (by Tech)

| | | |
|----|--------------------|----------|
| 87 | vs. Wake Forest | 11-22-75 |
| 87 | vs. South Carolina | 10-12-74 |
| 86 | vs. Richmond | 10-26-74 |
| 85 | vs. N.C. State | 9-29-56 |
| 81 | vs. Virginia | 10-27-56 |

Rushing Attempts (by Opponent)

| | | |
|----|----------------|----------|
| 78 | Wake Forest | 9-18-71 |
| 77 | Kentucky | 9-14-74 |
| 77 | Alabama | 11-18-72 |
| 74 | Kentucky | 9-13-75 |
| 73 | SMU | 9-21-74 |
| 73 | Oklahoma State | 10-14-72 |

Rushing Yards (by Tech)

| | | |
|-----|--------------------|----------|
| 500 | vs. Pittsburgh | 9-11-93 |
| 469 | vs. Duke | 11-15-69 |
| 467 | vs. William & Mary | 10-12-85 |
| 453 | vs. Akron | 10-14-95 |
| 451 | vs. William & Mary | 10-29-83 |

Rushing Yards (by Opponent)

| | | |
|-----|----------|----------|
| 748 | Alabama | 10-27-73 |
| 577 | Maryland | 12-2-50 |
| 500 | SMU | 9-29-73 |
| 461 | Alabama | 11-18-72 |
| 457 | Houston | 11-13-71 |

Rushing Touchdowns (by Tech)

| | | |
|---|-----------------|-------------------------------------|
| 8 | vs. Akron | 10-14-95 |
| 7 | vs. VMI | 11-24-66 |
| | Pittsburgh | 9-11-93 |
| 6 | on 10 occasions | (most recent: vs. Marshall 9-12-02) |
| 5 | on 14 occasions | (most recent: vs. JMU 9-6-03) |

Rushing Touchdowns (by Opponent)

| | | |
|---|----------|----------|
| 9 | Alabama | 10-27-73 |
| 8 | Maryland | 12-2-50 |
| 6 | Miami | 12-7-02 |
| 6 | Alabama | 11-18-72 |
| 6 | Virginia | 10-7-50 |

Passing Attempts (by Tech)

| | | |
|----|--------------------|----------|
| 53 | vs. Houston | 10-7-72 |
| 51 | vs. Cincinnati | 8-31-85 |
| 50 | vs. Oklahoma | 9-28-91 |
| 49 | vs. South Carolina | 11-11-72 |
| 48 | vs. Florida State | 9-23-72 |

Passing Attempts (by Opponent)

| | | |
|----|-------------------|----------|
| 58 | East Carolina | 9-12-92 |
| 57 | Maryland | 9-25-93 |
| 57 | Appalachian State | 10-23-82 |
| 56 | Marshall | 9-12-02 |
| 56 | Appalachian State | 10-24-81 |
| 56 | Florida State | 10-29-66 |

Passing Completions (by Tech)

| | | |
|-----------|--------------------|----------------|
| 34 | vs. Houston | 10-7-72 |
| 31 | vs. South Carolina | 11-11-72 |
| 29 | vs. UCF | 8-31-03 |
| 28 | vs. Southern Miss | 10-27-90 |
| 27 | vs. Oklahoma | 9-28-91 |
| 26 | vs. Cincinnati | 8-31-85 |
| 26 | vs. Wake Forest | 11-25-72 |
| 24 | vs. Florida State | 9-29-90 |
| 24 | vs. Duke | 10-9-82 |
| 24 | vs. William & Mary | 10-28-72 |

Passing Completions (by Opponent)

| | | |
|-----------|-------------------|-----------------|
| 36 | Marshall | 9-12-02 |
| 34 | East Carolina | 9-12-92 |
| 34 | William & Mary | 9-25-82 |
| 32 | Virginia | 11-29-03 |
| 30 | East Carolina | 11-15-94 |
| 30 | Cincinnati | 9-6-86 |
| 30 | Appalachian State | 10-24-81 |

Passing Yards (by Tech)

| | | |
|------------|-----------------------|-----------------|
| 527 | vs. Houston | 10-7-72 |
| 504 | vs. Syracuse | 11-9-02 |
| 413 | vs. South Carolina | 11-11-72 |
| 408 | vs. Wake Forest | 11-25-72 |
| 398 | vs. California | 12-26-03 |
| 376 | vs. Ohio Univ. | 10-23-71 |
| 355 | vs. Oklahoma State | 10-14-72 |

Passing Yards (by Opponent)

| | | |
|-----|----------------|----------|
| 498 | Maryland | 9-25-93 |
| 448 | Boston College | 11-6-93 |
| 442 | Marshall | 9-12-02 |
| 427 | Pittsburgh | 10-30-99 |
| 426 | East Carolina | 9-12-92 |
| 408 | Florida State | 10-14-89 |
| 403 | Syracuse | 11-9-02 |

Passing Touchdowns (by Tech)

| | | |
|---|--------------------|--|
| 5 | vs. Syracuse | 11-9-02 |
| 5 | vs. Temple | 10-16-93 |
| 4 | on eight occasions | (most recent: vs. California 12-26-03) |

Passing Touchdowns (by Opponent)

| | | |
|---|-------------------|---------------------------------------|
| 6 | Vanderbilt | 11-13-82 |
| 5 | Rutgers | 10-31-92 |
| 5 | Florida State | 11-11-67 |
| 4 | on nine occasions | (most recent: by Pittsburgh 10-28-00) |

Total First Downs (by Tech)

| | | |
|-----------|----------------|----------------|
| 36 | vs. UCF | 8-31-03 |
| 34 | vs. Akron | 11-9-91 |
| 31 | vs. Pittsburgh | 9-11-93 |
| 30 | vs. Virginia | 11-21-92 |
| 30 | vs. Houston | 10-7-72 |
| 30 | vs. Pittsburgh | 10-28-00 |

Total First Downs (by Opponent)

| | | |
|----|----------------|----------|
| 34 | William & Mary | 10-16-71 |
| 32 | Rutgers | 10-31-92 |
| 31 | Kentucky | 9-13-75 |
| 31 | Florida State | 11-14-70 |
| 30 | East Carolina | 9-12-92 |
| 30 | Alabama | 10-27-73 |

Rushing First Downs (by Tech)

| | | |
|----|--------------------|----------|
| 25 | vs. South Carolina | 10-12-74 |
| 24 | vs. N.C. State | 9-29-56 |
| 23 | vs. Pittsburgh | 9-11-93 |
| 23 | vs. Wake Forest | 11-19-77 |
| 23 | vs. VMI | 10-9-76 |

Rushing First Downs (by Opponent)

| | | |
|----|-------------|----------|
| 26 | Alabama | 10-27-73 |
| 23 | Alabama | 11-18-72 |
| 23 | Wake Forest | 9-18-71 |
| 22 | Kentucky | 9-13-75 |

Passing First Downs (by Tech)

| | | |
|-----------|--------------------|----------------|
| 23 | vs. UCF | 8-31-03 |
| 22 | vs. Houston | 10-7-72 |
| 19 | vs. Wake Forest | 11-25-72 |
| 18 | vs. South Carolina | 11-11-72 |
| 17 | vs. Duke | 10-9-82 |

Passing First Downs (by Opponent)

| | | |
|----|----------------|----------|
| 22 | East Carolina | 9-12-92 |
| 21 | Marshall | 9-12-02 |
| 21 | Cincinnati | 9-6-86 |
| 20 | William & Mary | 10-16-71 |

Kickoff Return Yardage (by Tech)

| | | |
|-----|--------------------|----------|
| 245 | vs. South Carolina | 10-6-73 |
| 240 | vs. Alabama | 10-27-73 |
| 214 | vs. Clemson | 9-16-89 |
| 213 | vs. Alabama | 11-18-72 |
| 206 | vs. Maryland | 12-2-50 |

Kickoff Return Yardage (by Opponent)

| | | |
|-----|---------------|----------|
| 205 | Florida State | 11-16-74 |
| 205 | Houston | 10-12-73 |
| 203 | VMI | 11-28-68 |
| 203 | Richmond | 10-20-56 |
| 189 | Rutgers | 10-23-93 |

Punt Return Yardage (by Tech)

| | | |
|------------|---------------------|-----------------|
| 164 | vs. Pittsburgh | 10-22-94 |
| 155 | vs. Syracuse | 10-11-03 |
| 154 | vs. Richmond | 10-21-67 |
| 152 | vs. West Virginia | 10-12-00 |
| 134 | vs. Miami | 11-4-67 |
| 134 | vs. Virginia | 10-22-60 |
| 129 | vs. Clemson | 9-12-98 |

Punt Return Yardage (by Opponent)

| | | |
|-----|----------------------|----------|
| 187 | Maryland | 12-2-50 |
| 171 | Florida State | 11-16-74 |
| 155 | N.C. State | 10-28-50 |
| 127 | Kentucky | 11-4-78 |
| 122 | Southern Mississippi | 9-17-88 |

Interceptions (by Tech)

| | | |
|---|--------------------|---|
| 6 | vs. Rutgers | 12-21-98 |
| 6 | vs. Rutgers | 10-31-92 |
| 6 | vs. Florida State | 11-2-68 |
| 5 | on eight occasions | (most recent: vs. South Carolina 10-8-88) |

Interceptions (by Opponent)

| | | |
|---|-------------------|-------------------------------------|
| 7 | Florida State | 10-10-59 |
| 5 | on nine occasions | (most recent: by Virginia 11-19-94) |

Interception Return Yardage (by Tech)

| | | |
|-----|--------------------|----------|
| 182 | vs. Vanderbilt | 11-12-83 |
| 169 | vs. Rutgers | 11-21-98 |
| 152 | vs. Miami | 12-7-02 |
| 151 | vs. William & Mary | 9-23-67 |
| 148 | vs. Waynesburg | 11-13-54 |

Interception Return Yardage (by Opponent)

| | | |
|-----|---------------|----------|
| 132 | Clemson | 9-16-89 |
| 128 | Quantico | 9-30-50 |
| 108 | Florida State | 9-29-90 |
| 107 | East Carolina | 11-16-91 |
| 107 | Virginia | 11-10-79 |



Longest Yards since 1954

Running Plays

| Yds. | Player | Opponent | Date |
|-----------|--------------------------|-------------------|----------------|
| 96 | qb Bob Schweickert | Wake Forest | 11/10/62 |
| 89 | rb Roscoe Coles | Auburn | 10/4/75 |
| 88 | fb Ken Edwards | Florida State | 11/2/68 |
| 87 | tb Kevin Jones | Temple | 11/10/01 |
| 82 | hb Phil Rogers | VMI | 11/15/75 |
| 82 | qb Michael Vick | Boston College | 9/30/00 |
| 81 | qb Al Clark | Rutgers | 8/30/97 |
| 80 | tb Kevin Jones | Pittsburgh | 11/8/03 |
| 77 | qb Warren Price | William and Mary | 9/16/61 |
| 77n | tb Tommy Francisco | Wake Forest | 9/18/65 |
| 77 | qb David Lamie | William and Mary | 10/8/77 |
| 76 | fb George Constantinides | Richmond | 10/21/67 |
| 76 | fb Jarrett Ferguson | Syracuse | 11/14/98 |
| 75 | qb Michael Vick | Temple | 11/20/99 |
| 75 | qb Bryan Randall | Syracuse | 10/11/03 |

Pass Plays

| Yds. | Players (Opponent) | Date |
|------|---|----------|
| 91 | qb Steve Casey to wb Sidney Snell (VMI) | 11/17/79 |
| 88 | qb Erik Chapman to se Donald Wayne Snell (UR) | 11/8/86 |
| 87 | qb Bryan Randall to se Ernest Wilford (Syracuse) | 11/9/02 |
| 87n | qb Bryan Randall to te Keith Willis (Syracuse) | 11/9/02 |
| 85n | qb Jim Druckenmiller to fl Bryan Still (Pittsburgh) | 9/30/95 |
| 83 | qb Treg Koel to se Antonio Freeman (West Va.) | 9/26/92 |
| 80 | hb Phil Rogers to wr Ricky Scales (Virginia) | 10/20/73 |
| 80 | qb Jim Druckenmiller to fl Bryan Still (Boston College) | 9/30/95 |
| 80 | qb Al Clark to fl Marcus Gildersleeve (Rutgers) | 8/30/97 |
| 78 | qb Don Strock to se Jimmy Quinn (Ohio Univ.) | 10/23/71 |
| 78 | qb Will Furrer to tb Vaughn Hebron (West Va.) | 10/6/90 |
| 75 | qb Bryan Randall to se Ernest Wilford (Syracuse) | 11/9/02 |
| 74 | qb Rick Popp to wr Billy Hardee (S. Carolina) | 10/6/73 |
| 74 | qb David Lamie to wb Dennis Scott (VMI) | 11/18/78 |
| 74 | qb Michael Vick to fl André Davis (Rutgers) | 10/9/99 |

OPPONENTS LONGEST PLAYS

Longest run from scrimmage: 97 yards, rb Larry Key of Florida State, Nov. 20, 1976, at Tallahassee.

Longest pass completion: 97 yards, qb Tim Hasselbeck to wr Dedrick Dewalt of Boston College, Nov. 26, 1999, at Blacksburg.


Longest kickoff return: 100 yards, Leon Bright of Florida State, Nov. 16, 1974, at Tallahassee and Jim Stewart of Tulsa, Nov. 6, 1976, at Blacksburg.

Longest punt return: 89 yards, Tommy Warner of Tulane, Sept. 20, 1957, at New Orleans.

Longest interception return: 99 yards, Marcus Mauney of West Virginia, Nov. 23, 1974, at Blacksburg.

Longest field goal: 56 yards, Ken Stadlin of Virginia, Sept. 29, 1984, at Blacksburg.

Longest punt: 78 yards, Mark Fazzolari of West Virginia, Nov. 6, 1999, at Morgantown.



Bob Schweickert

Punt Returns

| Yds. | Player | Opponent | Date |
|------|-----------------|-----------------|----------|
| 95 | Frank Loria | Miami (Fla.) | 11/4/67 |
| 87 | André Davis | East Carolina | 9/7/00 |
| 82 | Bob Schweickert | VMI | 11/28/63 |
| 80 | Frank Loria | Geo. Washington | 9/24/66 |
| 80 | Frank Loria | Florida State | 10/29/66 |
| 80 | Antonio Freeman | Pittsburgh | 10/22/94 |
| 77n | Billy Hardee | Virginia | 10/19/74 |
| 76 | André Davis | West Virginia | 10/12/00 |

Kickoff Returns

| Yds. | Player | Opponent | Date |
|------|-------------------|----------------|----------|
| 100 | Larry Fallen | Clemson | 10/7/78 |
| 99 | Tommy Walker | VMI | 11/28/63 |
| 99 | Eddie Hunter | South Carolina | 10/11/86 |
| 96 | Terry Strock | Virginia | 10/21/61 |
| 96 | Billy Hardee | South Carolina | 10/6/73 |
| 95 | Dickie Longerbeam | Richmond | 9/23/65 |
| 93 | Tommy Francisco | VMI | 11/25/65 |

Interception Returns

| Yds. | Player | Opponent | Date |
|------|-----------------------|-----------------|----------|
| 100 | s Keion Carpenter | Miami | 11/16/96 |
| 98 | lb Jamel Smith | Rutgers | 11/21/98 |
| 96 | fs Willie Pile | Miami | 12/7/02 |
| 95 | s Kirk Alexander | Cincinnati | 10/19/91 |
| 94 | s Ashley Lee | Vanderbilt | 11/12/83 |
| 90 | lb Randy Cockrell | Navy | 10/3/87 |
| 88n | hb Johnny Watkins | William & Mary | 10/15/60 |
| 88 | fs Ashley Lee | Vanderbilt | 11/12/83 |
| 87 | lb Clarence Culpepper | William & Mary | 9/23/67 |
| 85 | lb Mike Johnson | Appalachian St. | 10/23/82 |
| 85 | rov Pierson Prioleau | Boston College | 10/8/98 |

Field Goals

| Yds. | Player | Opponent | Date |
|------|-----------------|-----------------|----------|
| 61 | c Wayne Latimer | Florida State | 10/11/75 |
| 59 | c Dave Strock | So. Mississippi | 11/4/72 |
| 56 | s Paul Engle | Virginia | 10/15/77 |
| 55 | c Jack Simcsak | Kentucky | 10/11/69 |
| 55 | c Dave Strock | So. Mississippi | 11/4/72 |
| 53 | s Shayne Graham | Clemson | 9/12/98 |
| 55 | c Wayne Latimer | Virginia | 10/20/73 |
| 53 | c Dave Strock | Oklahoma State | 10/14/72 |
| 52 | s Shayne Graham | Pittsburgh | 10/30/99 |
| 51 | c Wayne Latimer | Houston | 10/12/73 |

Punts

| Yds. | Player | Opponent | Date |
|------|--------------|-------------------|----------|
| 78 | Gene Fisher | at West Virginia | 10/28/67 |
| 75 | Jimmy Kibble | at Pittsburgh | 11/22/97 |
| 71 | Bill Renner | Appalachian State | 10/24/81 |
| 70 | Jack Simcsak | at Richmond | 10/4/69 |

n: non-scoring plays c: conventional-style s: soccer style

The Last Time ...

A punt was returned for a touchdown:

| | | |
|------|---------------|--|
| VT | Dec. 26, 2003 | DeAngelo Hall vs. Cal at Phoenix, Ariz., 52 yards. |
| Opp. | Oct. 10, 2002 | Jamal Burke of Boston College, at Chestnut Hill, 83 yards. |

A kickoff was returned for a touchdown:

| | | |
|------|----------------|---|
| VT | Sept. 27, 2003 | Mike Imoh vs. UConn, at Blacksburg, 91 yards. |
| Opp. | Nov. 13, 1993 | Jeyson Wilson of Syracuse, at Blacksburg, 86 yards. |

A pass interception was returned for a touchdown:

| | | |
|------|--------------|---|
| VT | Nov. 1, 2003 | Eric Green vs. Miami, at Blacksburg, 51 yards. |
| Opp. | Oct. 4, 2003 | Jarvis Johnson of Rutgers, at Piscataway, 47 yards. |

A punt was blocked:

| | | |
|------|----------------|---|
| VT | Sept. 27, 2003 | Nathaniel Adibi vs. UConn, at Blacksburg. |
| Opp. | Dec. 7, 2002 | Quadtrine Hill of Miami, at Miami. |

A punt was blocked for a touchdown:

| | | |
|------|----------------|---|
| VT | Sept. 27, 2003 | Nathaniel Adibi blocked a UConn punt and Chris Clifton returned for a TD, at Blacksburg. |
| Opp. | Jan. 4, 2000 | Tommy Polley of Florida State blocked punt and Jeff Chaney returned for a TD, at New Orleans. |

A safety was recorded:

| | | |
|------|---------------|--|
| VT | Nov. 20, 2002 | West Virginia punter ran out of end zone, at Blacksburg. |
| Opp. | Oct. 27, 2001 | Tech quarterback tackled in end zone by Syracuse, at Blacksburg. |

A fumble was recovered for a touchdown:

| | | |
|------|----------------|---|
| VT | Oct. 16, 1999 | Tee Butler vs. Syracuse, at Blacksburg. |
| Opp. | Sept. 23, 1978 | Tim Wood of Auburn, at Blacksburg. |

A fumble or intercepted fumble was returned for a touchdown:

| | | |
|------|---------------|--|
| VT | Nov. 1, 2003 | DeAngelo Hall vs. Miami, at Blacksburg, returned fumble 28 yards. |
| Opp. | Oct. 12, 2000 | Ben Meighan of West Virginia, at Blacksburg, returned fumble 36 yards. |

Teammates rushed for 100 yards in same game:

| | | |
|------|---------------|--|
| VT | Oct. 19, 2002 | Lee Suggs (197) and Kevin Jones (132) vs. Rutgers, at Blacksburg. |
| Opp. | Oct. 1, 1994 | Malcolm Thomas (185) and Kirby Dar Dar (108) of Syracuse, at Syracuse. |

A QB surpassed the century mark in rushing and passing in one game:

| | | |
|------|---------------|--|
| VT | Dec. 7, 2002 | Bryan Randall (132 yards rushing, 165 yards passing) vs. Miami, at Miami. |
| Opp. | Nov. 15, 2003 | Walter Washington (151 yds. rushing; 156 yds. passing) of Temple, at Philadelphia. |