

Bryan  
Randall

# 2002 REVIEW



# CHARTING THE HOKIES

## TECH IN THE NCAA RANKINGS

(Top 30 only)

### TEAM STATISTICS

**Rushing Offense** **YPG**  
19th Virginia Tech 283.62

**Pass Efficiency Offense** **PTS**  
15th Virginia Tech 139.53

**Punt Returns** **YPR**  
16th Virginia Tech 13.95

**Rushing Defense** **YPG**  
29th Virginia Tech 121.43

**Pass Efficiency Defense** **PTS**  
26th Virginia Tech 108.21

**Scoring Defense** **PPG**  
21st Virginia Tech 18.79

**Scoring Offense** **PPG**  
30th Virginia Tech 30.64

**Interceptions** **No.**  
1st Virginia Tech 24

**Turnovers Gained** **No.**  
5th Virginia Tech 37

### INDIVIDUAL STATISTICS

**Punt Returns** **YPR**  
7th DeAngelo Hall 16.00

**Scoring** **PPG**  
5th Lee Suggs 10.29

**Pass Efficiency** **Rating**  
10th Bryan Randall 143.09

- Senior running back Lee Suggs established two new NCAA Division I-A scoring records. The Roanoke, Va., native scored a touchdown in 27 consecutive games, breaking the 32-year-old record of 23 consecutive games set by Arkansas' Bill Burnett during a span that began on Oct. 5, 1968 and went through Oct. 30, 1970. Suggs also scored a touchdown in all 14 games in 2002, breaking the record of 12 games set by Marshall's Randy Moss in 1997.

- Lee Suggs and Kevin Jones became the most productive Tech twosome ever in terms of single-season rushing yardage. Suggs and Jones combined for 2,196 rushing yards which stands as a new season record for the Hokies.

- Garnell Wilds led the BIG EAST in interceptions with five, heading a Tech group that recorded 24 for the season. The 24 picks led the nation. Over the past three seasons, defensive coordinator Bud Foster's defense has finished tied for third nationally in interceptions in 2000 with 23, tied for seventh in 2001 with 19 and first in the country with 24 a year ago.

- Quarterback Bryan Randall led the BIG EAST Conference in completion percentage (63.7) — which is a new Tech record — and ranked 10th nationally in pass efficiency (143.09).

## START CHART

### Pos. Offense (starts)

SE Ernest Wilford (13)  
Terrell Parham (1)  
LT Anthony Davis (14)  
LG Jacob Gibson (12)  
James Miller (2)  
C Jake Grove (14)  
RG Luke Owens (14)  
RT Jon Dunn (7)  
Jimmy Martin (7)  
TE Keith Willis (8)  
Jeff King (6)  
QB Bryan Randall (12)  
Grant Noel (2)  
FB Doug Easlick (14)  
TB Lee Suggs (14)  
FL Shawn Witten (12)  
Richard Johnson (2)

### Pos. Defense (starts)

E Nathaniel Adibi (13)  
Jim Davis (1)  
T Kevin Lewis (11)  
Tim Sandidge (3)  
T Jason Lallis (11)  
Jonathan Lewis (3)  
E Cols Colas (9)  
Jim Davis (5)  
OLB Brandon Manning (13)  
Mike Daniels (1)  
ILB Mikal Baaqee (13)  
A. Markogiannakis (1)  
ILB Vegas Robinson (11)  
James Anderson (3)  
BC DeAngelo Hall (10)  
Garnell Wilds (4)  
FS Willie Pile (14)  
ROV Michael Crawford (10)  
Billy Hardee (4)  
FC Ronyell Whitaker (10)  
Vincent Fuller (4)



DeAngelo Hall's 71-yard return at Miami helped him finish seventh nationally in punt returns in 2002.

# 2002 SEASON IN REVIEW

## Young Hokies post 10 victories



*Linebacker Mikal Baaqee (45) was one of six new starters on defense last season.*

At the start of this season, fans and critics alike predicted a “rebuilding” year for the Virginia Tech football team. Having lost several key players from the 8-4 season in 2001, the Hokies had several problem areas to address. The quarterback position was a huge unknown with the torn ACL of returning starter Grant Noel and the inexperience of sophomore backup Bryan Randall. The wide receiver positions were also a big question mark, with the graduation of All-American André Davis. The defense was characterized by its youth, particularly at the defensive tackle and linebacker spots, which lost All-Americans David Pugh and Ben Taylor. With expectations for Tech surrounded by uncertainty, predicted records of 7-6 or 6-7 were tossed around.

Yet Tech silenced the critics early on, winning the first eight games of the season, including three consecutive victories over nationally ranked opponents, and climbing up the national polls. With Noel sidelined by his knee injury, Randall emerged as one of the most efficient quarterbacks in the nation and redshirt junior

Ernest Wilford became a reliable target for Randall’s passes. The defense, despite its relative inexperience, used its speed and strength to become a force.

As if that weren’t enough for the Hokie faithful, Tech’s running game remained a force to be reckoned with, led by the performance of tailback tandem Lee Suggs and Kevin Jones. Suggs, returning from a knee injury that had kept him on the sidelines in 2001, amassed over 1,200 rushing yards and set an NCAA record for consecutive games with touchdowns scored (27). Jones, 2001 BIG EAST Rookie of the Year, added over 800 yards on the ground, despite missing seven quarters of action with a hamstring injury.

The Hokies started the season on Aug. 25 with a home date against Arkansas State in the Hispanic College Fund Football Classic. Tech, ranked 16th in the nation, scored in every way imaginable, including on

special teams and defense. With nine touchdowns coming from seven different players, the Hokies rolled over the Indians by a score of 63-7, giving coach Frank Beamer his 150th career win. Sophomore DeAngelo Hall was named the player of the game after scoring his first two career touchdowns, one on special teams (a 69-yard punt return) and one on defense (a 49-yard interception return).

Despite the Hokies’ dominance in the home opener, their first test of the season would come against 14th-ranked LSU. Many wondered how Tech would hold up against the defending SEC champions. The Hokies answered with a convincing 26-8 victory, relying on the strength of the defensive and special teams units. Defensive end Jim Davis recorded three sacks on the day, while the Hokies’ defense limited LSU to only 214 offensive yards. Redshirt sophomore Jason Lallis and redshirt freshman

Justin Hamilton each blocked a punt, resulting in nine points for the Hokies (a touchdown and a safety).

Tech couldn’t rest on its laurels after the LSU victory, with 16th-ranked Marshall coming into Lane Stadium/Worsham Field for a Thursday night game. The Thundering Herd, led by Heisman hopeful quarterback Byron Leftwich, hoped to snatch a victory from the toughest opponent on their schedule. Instead, the duo of Suggs and Jones combined for 324 yards on the ground and five touchdowns en route to a 47-21 victory. The game was not as close as the final score indicated, as the Hokies led 33-0 in the fourth quarter before allowing Marshall to score. Leftwich managed over 400 passing yards (including 197 in the final period), but it was not enough to knock off Tech.

Following a week off, Tech was ready for its first road game of the season. With two consecutive wins against

ranked opponents under their belt, the Hokies were ready for another tough challenge against No. 19 Texas A&M and its famed defensive unit, the "Wrecking Crew." But it was the Tech defense that stole the show, as the Hokies limited the Aggies to 156 yards total offense, including a mere 38 yards on the ground. Nathaniel Adibi recorded three sacks, while free safety Willie Pile had an interception and a fumble return to earn the Bronko Nagurski National Defensive Player of the Week award. Tech won 13-3, as it became the first non-conference team to leave Kyle Field with a victory during A&M head coach R.C. Slocum's 14-year tenure.

By the time the Hokies played Western Michigan in Kalamazoo, they had climbed to No. 5 in the national rankings. Determined not to have a letdown game against the Broncos, Tech played tough and shut out Western Michigan for the second straight year, winning 30-0. Randall, in his third start at quarterback, amassed 234 yards of total offense (194 passing), while the Hokies' defense limited the Broncos to 35 yards on the ground.

Tech's first BIG EAST match-up of the season came in the sixth game, as the fourth-ranked Hokies traveled to Boston College on Oct. 10. The Eagles became the first team of the season to score a first half touchdown against the Hokies, as Jamal Burke scored on an 83-yard punt return. Boston College gave Tech its closest game of the early season, but the tailback duo of Suggs and Jones was again unstoppable, as both collected over 100 yards rushing for the second time in 2002. Suggs also became the BIG EAST career leader in rushing touchdowns with 40. Tech ended up winning 28-23, and earned a No. 3 national ranking.

After a month away from the friendly confines of Lane Stadium/Worsham Field, the Hokies returned to Blacksburg for their Homecoming game against Rutgers. The ground attack was once again a factor for Tech, with the Hokies

gathering 342 yards rushing, including 132 yards for Jones and a career-high 197 yards for Suggs. Despite trailing Tech 21-0 at the end of the first quarter, the Scarlet Knights came within two touchdowns of the Hokies in the third period. Hall sealed the Tech victory in the fourth quarter by returning a Rutgers punt 51 yards for a touchdown, as the Hokies defeated the Knights, 35-14.

The eighth game of the season pitted Tech against conference opponent Temple in another home contest. The Hokies had problems keeping control of the ball, committing four turnovers, but a strong defensive effort helped Tech stay on top throughout the game. The Owls were held to only 39 yards rushing, while redshirt sophomore Vincent Fuller had a pair of interceptions in the red zone to stop two Temple scoring drives. The Hokies topped the Owls, 20-10, for their third conference win of the season.

The game against Pittsburgh proved to be a crucial one for the Hokies. Not only were both teams undefeated in the BIG EAST, but Tech was anxious to avenge its 38-7 loss to the Panthers in 2001. The Hokies took an early 14-0 lead, but Pittsburgh was able to score 21 unanswered points in the second half to leave Blacksburg with a 28-21 victory. Suggs netted 128 yards and two touchdowns on the ground for the Hokies, but Jones left the game with only four yards and a touchdown after sustaining a hamstring injury on his second carry of the game.

*Split end Ernest Wilford heads for the end zone during a record-setting performance at Syracuse.*


Tech looked to get back into the win column as it traveled to Syracuse for game No. 10. It was a record-setting day for the Hokies, as Randall passed for a BIG EAST record 504 yards and set a Tech single-game record with five touchdown passes. Wide receiver Ernest Wilford also found his way into the record books, setting a new school and BIG EAST mark with 279 yards receiving and setting a new school record with four touchdown receptions. On defense, Garnell Wilds posted three interceptions for the Hokies, tying a school and conference mark. Still, the Hokies were forced into triple-overtime against the Orangemen and fell short against Syracuse, 50-42, for the second consecutive loss of the season.

The Hokies had a week off before facing their next BIG EAST

opponent, West Virginia, in Blacksburg. Again, Tech had to battle a strong conference foe. Suggs set a new Division I record for consecutive games with a touchdown with his 28-yard trot into the end zone in the opening period. The Mountaineers took a 14-7 lead in the second quarter and never let go. The Hokies came as close as three points in the final minutes of the game, but a Randall interception in the end zone with just seconds remaining on the clock sealed the 21-18 West Virginia victory.

Tech went into its final home game, a match-up with in-state rival Virginia, hungry for another win. The Hokies would not be disappointed, as they fought through winds of 20-30 miles per hour and intermittent snow squalls to defeat the Cavaliers, 21-9. The

Tech defense suppressed the effectiveness of ACC Player of the



Year Matt Schaub, limiting the quarterback to only 43 yards passing, and Cols Colas became the third Tech defensive end of the season to record three sacks in a game.

The Hokies' final game of the regular season was perhaps their toughest, as they headed to Miami to play the top-ranked and undefeated Hurricanes. Miami took advantage of three early Tech turnovers and scored on six of its first seven possessions. The Hokies fell behind by as much as 28 points in the third quarter, but kept making plays to get back into the game. A 96-yard interception return by Pile set up 16 straight points by Tech, but the Hurricanes proved to be too much for the Hokies, as they triumphed

56-45. Randall passed for 165 yards and added 132 on the ground in the losing effort, while Suggs found the end zone for three touchdowns.

With a 9-4 record following regular season action, the Hokies made their 10th consecutive postseason bowl appearance, meeting the Air Force Academy Falcons in the inaugural Diamond Walnut San Francisco Bowl. Tech was one of only seven teams in the nation to advance to postseason bowls in each of the last 10 years.

At Pacific Bell Park in San Francisco, Calif., the Falcons jumped out to a 10-0 lead over the Hokies less than eight minutes into the game. However, the Hokies answered back with a 16-yard

touchdown run by Lee Suggs and a 23-yard field goal by Carter Warley to make it a tie game at the half. After the break, Suggs supplied a one-yard score while Warley added a 37-yard field goal as Tech took the lead for good. The Hokies survived a late push by the Falcons with the help of two huge defensive plays by Ronyell Whitaker to notch a 20-13 win over Air Force. The Falcons led the Hokies in total yards and doubled their rushing yards, but it was not enough to fend off the offensive efforts of Randall, the game's offensive MVP who completed 18 of 23 passes for 177 yards.

With the win over the Air Force Academy, the Hokies

finished the season 10-4, notching the sixth 10-win season in the program's history. The 2002 seniors averaged 10 wins per season and went out as the winningest class in Virginia Tech football history with 40 victories since their arrival at Tech. The Hokies finished the season ranked in the top 25 nationally for rushing offense, scoring defense and punt returns. With their end-of-the-season ranking in the Associated Press Top 25 Football Poll, the Hokies held on to the second-longest active consecutive appearance streak, at 70 weeks.



**Tech's Cols Colas (99) and Michael Crawford (21) crunch Air Force quarterback Chance Harridge on the way to a win over the Falcons that set off a Hokie celebration at the inaugural San Francisco Bowl on New Year's Eve.**

**2002 SAN FRANCISCO BOWL**

DECEMBER 31, 2002 • SAN FRANCISCO, CALIF.  
PACIFIC BELL PARK • ATT: 25,966

Air Force	10	0	0	3	—	13
Virginia Tech	7	3	7	3	—	20

AF (12:00 re 1st) — Ward 15 run (Ashcroft kick)  
AF (7:36 re 1st) — FG Ashcroft 45  
VT (2:26 re 1st) — Suggs 16 run (Warley kick)  
VT (0:33 re 2nd) — FG Warley 23  
VT (4:55 re 3rd) — Suggs 1 run (Warley kick)  
AF (9:58 re 4th) — FG Ashcroft 21  
VT (4:11 re 4th) — FG Warley 37

Team Stats	AF	VT
First downs	17	21
Rushing yds.	227	101
Passing yds.	91	177
Return yds.	22	30
Passes	4-19-2	18-23-0
Punts-avg.	3-31	3-40
Fumbles-lost	1-0	2-1
Penalties-yds.	7-73	3-25
Time of poss.	30:25	29:35
Sacks by	2-19	0-0


**Individual Leaders**

Rushing — AF, Butler 17-75, Harridge 18-70, Palmer 4-22, Ward 2-20, Massie 5-17, Clark 2-10, Stephens 2-4, Heier 1-4, Cole 1-3, Gehrsitz 1-2; VT, Suggs 19-70, Jones 11-35, Easlick 2-16, Randall 8-(-20).

Passing — AF, Harridge 4-19-2-91; VT, Randall 18-23-0-177.

Receiving — AF, Park 1-17, Waller 1-20, Strecker 1-18, Heier 1-6; VT, Wilford 5-50, Witten 4-48, Parham 4-35, Jones 2-7, Willis 1-20, Easlick 1-10, Hamilton 1-7.

*A complete bowl story can be found on page 291 in the History section*



# 2002 GAME-BY-GAME

Game  
One

## ARKANSAS STATE

Sunday, Aug. 25, 2002  
Lane Stadium/Worsham Field  
Blacksburg, Va. • Att.: 54,016

### Fast start leads to 63-7 victory over ASU

BLACKSBURG, Va. — Virginia Tech scored 35 points in the first quarter on the way to a 63-7 season-opening victory against Arkansas State in the Hispanic College Fund Football Classic at Lane Stadium/Worsham Field.

Sophomore DeAngelo Hall scored two of Tech's first three touchdowns, returning a punt 69 yards for the Hokies' first score and racing 49 yards with an interception for the team's third TD. Tech's No. 2 quarterback, Bryan Randall, accounted for three touchdowns during the game, scoring on runs of 12 and 5 yards and tossing a 19-yard touchdown pass.

*DeAngelo Hall scores the Hokies' first touchdown in the season opener.*



Defensively, the Hokies held ASU to 24 yards on the ground and 227 yards overall. Tech's offense accounted for 387 total yards, including 288 yards rushing.

Arkansas State	0	0	7	0	—	7
Virginia Tech	35	21	7	0	—	63

VT (12:40 re 1st) — Hall 69 punt return (Warley kick)  
VT (9:47 re 1st) — Suggs 32 run (Warley kick)  
VT (6:05 re 1st) — Hall 49 interception return (Warley kick)  
VT (5:50 re 1st) — King 19 pass from Noel (Warley kick)  
VT (2:11 re 1st) — Jones 19 run (Warley kick)  
VT (12:14 re 2nd) — Randall 12 run (Warley kick)  
VT (9:50 re 2nd) — Lallis 59 fumble return (Warley kick)  
VT (5:43 re 2nd) — Imoh 19 pass from Randall (Warley kick)  
ASU (11:06 re 3rd) — Cox 73 pass from Jacobs (Neihouse kick)  
VT (7:02 re 3rd) — Randall 5 run (Warley kick)

Team Stats	ASU	VT
First downs	10	21
Rushes-yds.	33-24	41-288
Passing yds.	203	99
Return yds.	22	196
Passes	14-27-1	11-18-0
Punts-avg.	9-43	5-41
Fumbles-lost	6-4	1-1
Penalties-yds.	8-72	10-82
Time of poss.	31:47	28:13
Sacks by	1-16	1-8

#### Individual Leaders

Rushing — ASU, Smith 17-36, Stegall 6-12, Warren 4-(-4), Team 1-(-6), Jacobs 4-(-6), Miller 1-(-8); VT, Suggs 7-87, Humes 10-52, Randall 5-36, Jones 4-31, Imoh 4-22, Spence 3-21, Easlick 1-15, Candelas 5-15, Hunt 1-11, Noel 1-(-2).  
Passing — ASU, Jacobs 9-16-0-177, Miller 5-11-1-26; VT, Randall 6-8-0-66, Hunt 3-5-0-9, Noel 2-5-0-24.  
Receiving — ASU, Cox 5-120, Hickenbotham 2-39, Wood 2-17, Smith 2-13, Stegall 1-9, Mack 1-3, C. Walker 1-2; VT, Imoh 4-28, King 1-19, Wilford 1-15, Willis 1-15, Witten 1-11, Hamilton 1-5, Easlick 1-5, Humes 1-1.

### A CLOSER LOOK

- Virginia Tech's 56 points in the first half against Arkansas State marked the most points in a half for a Tech squad during the modern era (since 1950). It also ranked as the second-highest point total in a half by a BIG EAST Conference team behind the 59 points scored by West Virginia against Rutgers last season. The Hokies' 35 first-quarter points against the Indians tied modern day school and BIG EAST Conference marks for points in a quarter.

- Tech's 63 points in the ASU game were the most points scored by the Hokies in a season opening game since Tech defeated Roanoke College 86-0 to open the 1905 season. The last time Tech scored more points in a game was a 77-27 win over Akron in 1995.

- Each of the Hokies' first four touchdowns against ASU were scored in a different manner. Tech scored on a punt return, a rushing play, an interception and a pass play. The Hokies also had a fumble return for a TD later in the game. Special teams, offense and defense each contributed one of Tech's first three scores.

- Eleven Tech players made their first collegiate starts in the Arkansas State game. The first-time starters on offense were guard **James Miller** (Pompano Beach, Fla.), tackle **Jon Dunn** (Virginia Beach, Va.), tight end **Keith Willis** (Norfolk, Va.) and fullback **Doug Easlick** (Marlton, N.J.). Starting for the first time on defense were tackles **Kevin Lewis** (Richmond, Va.) and **Jason Lallis** (Mitchellville, Md.), linebackers **Brandon Manning** (Harrisburg, Pa.), **Vegas Robinson** (Chesapeake, Va.) and **Mikal Baaqee** (Columbia, Md.), rover **Michael Crawford** (Baltimore, Md.) and cornerback **Vincent Fuller** (Baltimore, Md.).



*Center Jake Grove helped clear the way for 288 yards rushing.*

Game  
Two

LSU

Sunday, Sept. 1, 2002  
Lane Stadium/Worsham Field  
Blacksburg, Va. • Att.: 65,049

## Tech posts 26-9 win over defending SEC champs

BLACKSBURG, Va. — Sixteenth-ranked Virginia Tech used a strong defense and an opportunistic offense to defeat No. 14 Louisiana State, 26-8, in front of a state-record crowd of 65,049 at Lane Stadium/Worsham Field.

Tech capitalized on good field position to build a 14-0 advantage in the first half. A 17-yard punt return by sophomore DeAngelo Hall put the Hokies at the LSU 27 late in the first quarter. From there, it took Tech just six plays to score its first touchdown. A blocked punt gave the Hokies the football at the LSU 29 less than two minutes into the second quarter. A 6-yard TD run by Lee Suggs capped a four-play drive.

Defensively, the Hokies kept the pressure on LSU quarterback Matt Mauck, registering four quarterback sacks and 14 hurries. Tech limited the Tigers to 80 yards on the ground and 214 yards overall. LSU converted on just one of 13 third-down

plays during the contest. A pass interception by linebacker Vegas Robinson set up Tech's last touchdown.

Suggs led the Hokies with 91 yards rushing and two touchdowns on 22 carries.

**Vinnie Burns was named BIG EAST Special Teams Player of the Week for his performance against LSU.**



Louisiana State	0	0	0	8	—	8
Virginia Tech	7	7	3	9	—	26

VT (0:30 re 1st) — Jones 2 run (Warley kick)  
VT (12:58 re 2nd) — Suggs 6 run (Warley kick)  
VT (11:22 re 3rd) — FG Warley 41  
VT (14:02 re 4th) — Suggs 2 run (Warley kick)  
LSU (10:00 re 4th) — Toefield 1 run (Clayton pass from Mauck)  
VT (0:05 re 4th) — safety, punt blocked out of end zone

Team Stats	LSU	VT
First downs	14	13
Rushes-yds.	28-80	32-166
Passing yds.	134	65
Return yds.	52	68
Passes	15-35-1	7-14-0
Punts-avg.	9-27	9-45
Fumbles-lost	4-1	4-1
Penalties-yds.	8-61	8-65
Time of pass.	25:56	34:04
Sacks by	3-21	4-20

### Individual Leaders

Rushing — LSU, Toefield 10-46, Davis 7-23, Mauck 10-6, Addai 1-5; VT, Suggs 22-91, Jones 14-70, Randall 14-6, Team 1-(-1).

Passing — LSU, Mauck 15-35-1-134; VT, Randall 5-9-0-47, Noel 2-5-18-0.

Receiving — LSU, Clayton 5-49, Toefield 3-20, Brazell 1-12, Edwards 1-11, Henderson 1-10, Carey 1-9, Addai 1-9, Davis 1-8, Myers 1-6; VT, Humes 1-17, Parham 1-11, Wilford 1-11, Witten 1-8, Willis 1-7, Suggs 1-6, Easlick 1-5.

### A CLOSER LOOK

- Louisiana State, which was ranked 14th in the Associated Press poll, was the highest-ranked team in the AP poll that Virginia Tech has defeated since a 28-10 win over No. 9 Texas in the 1995 Sugar Bowl game. The last time Tech beat a higher ranked team in Blacksburg was during the 1964 season when the Hokies downed No. 10-ranked Florida State by a score of 20-11. That game was played at Miles Stadium.

- The attendance of 65,049 for the Tech-LSU game set new state and Tech records at the time for the largest crowd to see a football game. The previous attendance record for the commonwealth of Virginia was 61,625 set during last season's game between Virginia Tech and Virginia in Charlottesville. The former Tech mark was set during the 2000 season when all six home games were sellouts of 56,272.

- Redshirt freshman **Justin Hamilton** (Clintwood, Va.) and redshirt sophomore **Jason Lallis** (Mitchellville, Md.) both blocked punts during the Hokies' win over LSU. Hamilton's block in the second quarter set up Tech's second touchdown of the game, while Lallis' block in the fourth quarter resulted in a safety. It marked the 17th time in Frank Beamer's tenure as head coach that the special teams unit posted two blocks in a game.

- Only three players had rushing carries for the Hokies during the LSU game. The last time Tech only had three players carry the football in a game was during a 1994 game with Virginia.

- Tech's 231 yards of total offense against LSU ranks as the lowest total for the Hokies in a victory since gaining just 206 yards during a 1999 win at Pittsburgh.

**Jim Davis sacks LSU quarterback Matt Mauck in the waning moments of Tech's victory over the defending SEC champions.**



**Tech rushes to 47-21 win over Thundering Herd**

BLACKSBURG, Va. — Tailbacks Kevin Jones and Lee Suggs combined for 324 yards rushing and five touchdowns as No. 11 Virginia Tech posted a convincing 47-21 win against No. 16 Marshall in a Thursday night ESPN game at Lane Stadium/Worsham Field.

While the Tech defense was holding Marshall quarterback Byron Leftwich in check, Jones and Suggs helped the Hokies pile up a 33-0 lead before the Herd got on

the scoreboard with three fourth-quarter touchdowns. Jones rushed for 171 yards and three touchdowns, while Suggs added 153 yards and a pair of TDs.

Defensively, Tech was at its best when it mattered, holding Marshall to just 234 yards during the first three quarters. The offense helped out with four touchdown drives of more than 70 yards, including a 15-play, 85-yard drive that took up more than eight minutes on the clock.

Marshall	0	0	0	21	—	21
Virginia Tech	10	10	6	21	—	47

VT (10:46 re 1st) — FG Warley 42  
 VT (2:47 re 1st) — Jones 25 run (Warley kick)  
 VT (13:21 re 2nd) — FG Warley 43  
 VT (9:11 re 2nd) — Jones 15 run (Warley kick)  
 VT (2:57 re 3rd) — Suggs 1 run (pass failed)  
 VT (14:02 re 4th) — Suggs 1 run (Warley kick)  
 MU (11:56 re 4th) — Watts 9 pass from Leftwich (Head kick)  
 VT (5:38 re 4th) — Jones 1 run (Warley kick)  
 MU (4:20 re 4th) — Marriott 18 pass from Leftwich (Head kick)  
 MU (2:25 re 4th) — Bates 19 pass from Leftwich (Head kick)  
 VT (1:28 re 4th) — Candelas 10 run (Warley kick)

Team Stats	MU	VT
First downs	25	28
Rushing yds.	16-34	66-395
Passing yds.	442	101
Return yds.	0	52
Passes	36-56-1	5-12-0
Punts-avg.	3-49	1-49
Fumbles-lost	3-2	1-0
Penalties-yds.	5-40	7-65
Time of poss.	25:53	34:07
Sacks by	1-8	2-14

**Individual Leaders**

Rushing — MU, Carey 6-17, Wallace 4-16, Hargrove 1-9, Watts 1-6, Leftwich 4-(-14); VT, Jones 24-171, Suggs 24-153, Randall 7-36, Easlick 4-18, Candelas 2-11, Spence 1-5, Humes 2-3, Team 2-(-2).  
 Passing — MU, Leftwich 31-49-1-406; Hill 5-6-0-36, Team 0-1-0-0; VT, Randall 5-12-0-101.  
 Receiving — MU, Jones 11-164, Watts 7-85, Davis 6-72, Marriott 6-60, Rader 3-30, Deifel 2-12, Bates 1-19; VT, Wilford 2-49, Witten 2-44, Easlick 1-8.



**Kevin Jones (7) rushed for 171 yards and three touchdowns and the Tech defense held quarterback Byron Leftwich and the Herd out of the end zone for over three quarters to key the Hokies' convincing win over 16th-ranked Marshall.**

**A CLOSER LOOK**

- Prior to the kickoff of the Marshall game, Tech head coach Frank Beamer's jersey was retired. Beamer, who is in his 16th season as the Hokies' head coach, was a three-year starter in the secondary for Tech from 1966-68. He is the winningest football coach in school history and is a member of the Tech Sports Hall of Fame. Beamer was the consensus Division I-A Coach of the Year in 1999 when he helped guide Tech to the national championship game.

- Tech running backs **Kevin Jones** (Chester, Pa.) and **Lee Suggs** (Roanoke, Va.) both rushed for over 150 yards in the Marshall game. Jones compiled 171 yards on 24 carries, while Suggs finished with 153 yards on 24 attempts. It marked just the second time in Tech history that two players had rushed for 150 or more yards in the same game. It was first done by tailbacks Maurice Williams (165) and Eddie Hunter (159) against William & Mary during the 1985 season. Jones and Suggs were just the third set of backs to accomplish the feat in BIG EAST history. Boston College backs Chuckie Dukes (162) and Dwight Shirley (160) did it against Michigan State in 1992. Two other BC backs, Omari Walker (185) and Mike Cloud (159), equalled the feat against Miami in 1997.

- Tech mounted its longest touchdown drive of the season against Marshall, going 90 yards in nine plays. Tech also had a season-high 15-play drive that took 8:02 off the clock, another season-best.

- Marshall's 442 yards passing were the most against the Hokies since 1993 when Boston College passed for 448 yards. It was the third-highest overall total ever against a Tech team. The Herd got 233 of their passing yards during the fourth quarter.



Game  
Four

## TEXAS A&amp;M

Saturday, Sept. 21, 2002  
Kyle Field • Att.: 83,746  
College Station, Texas**Hokies end A&M's home streak with 13-3 win**

COLLEGE STATION, Texas — Virginia Tech snapped Texas A&M's 29-game home winning streak against non-conference teams with a hard-fought 13-3 victory over the 19th-ranked Aggies. Tech became the first non-conference team to win at Kyle Field since Alabama in 1988.

Points and yards were hard to come by in a game that featured two of the nation's best defenses. But the Tech offense, under

the direction of sophomore quarterback Bryan Randall, did what it had to do to help secure the Hokies' third straight victory over a Top 20 team. Randall guided Tech on an eight-play, 86-yard touchdown drive early in the fourth quarter that put the Hokies in control. A 52-yard pass from Randall to end Ernest Wilford was the key play, setting up a 1-yard Lee Suggs touchdown run with 12:29 left.

Tech's defense assured the victory by limiting the Aggies' offense to just 58 total yards during its last five possessions. Overall, the Hokies allowed just 156 total yards in the game. Tech forced three turnovers and sacked A&M quarterbacks five times.

Randall, in his first road start, completed 10 of 11 passes for 119 yards and did not throw an interception.

**An aggressive  
Tech defense held  
Texas A&M to 38  
yards rushing.**

**Ernest Wilford's 52-yard  
gain on a Bryan Randall  
pass (right) set up the  
fourth-quarter touchdown  
that iced Tech's big road  
win at Kyle Field.**

Virginia Tech	0	3	3	7	—	13
Texas A&M	3	0	0	0	—	3

A&M (4:58 re 1st) — FG Pegram 43  
VT (0:57 re 2nd) — FG Warley 22  
VT (9:10 re 3rd) — FG Warley 26  
VT (12:29 re 4th) — Suggs 1 run (Warley kick)

Team Stats	VT	A&M
First downs	13	10
Rushing yds.	48-129	28-38
Passing yds.	119	118
Return yds.	85	6
Passes	10-11-0	14-35-2
Punts-avg.	7-41	7-48
Fumbles-lost	2-1	2-1
Penalties-yds.	2-20	5-40
Time of poss.	32:57	27:03
Sacks by	5-32	4-24

**Individual Leaders**

Rushing — VT, Suggs 13-51, Jones 15-48, Randall 17-14, Johnson 1-13, Easlick 2-3; A&M, Farmer 12-22, McNeal 6-5, Joseph 1-4, Weber 2-4, Long 4-2, Goynes 1-1, Flemming 2-0.

Passing — VT, Randall 10-11-0-119; A&M, Long 13-28-1-111; McNeal 1-6-1-7.

Receiving — VT, Parham 4-23, Wilford 2-63, Witten 2-21, Johnson 1-8, Humes 1-4; A&M, Taylor 5-56, Murphy 4-25, Thomas 2-19, Porter 2-10, Weber 1-8.

**A CLOSER LOOK**

- The crowd of 83,746 at Texas A&M's Kyle Field was the largest ever to see a Tech team play. The previous high was 80,500 fans at Clemson in 1988.

- Tech's win at Kyle Field gave the Aggies a rare home loss. It marked just the ninth time Texas A&M has lost to any team at home since the 1988 season.

- Tech's win against the No. 19 Aggies marked the Hokies' third win against a Top 20 team in as many games. The Hokies defeated No. 14 LSU and No. 16 Marshall earlier. That marks the first time in school history Tech has beaten three teams ranked among the top 20 teams in the Associated Press Poll in successive games. The Hokies posted three wins in a row against teams in the AP Top 25 during the 1996 season, downing No. 18 Miami, No. 23 West Virginia and No. 20 Virginia in consecutive games.

- When Texas A&M kicked a field goal in the first quarter, it marked the first points of the season against Tech in the first half of play. It also marked the first successful field goal of the season against the Hokies.

- **Willie Pile's** interception in the Texas A&M game was the 11th of his Tech career. The senior free safety from Alexandria, Va., is now tied for seventh on Tech's career interception list with Mike Johnson, Ashley Lee and William Yarborough.

- Defensive end **Nathaniel Adibi** (Hampton, Va.) posted three sacks against Texas A&M. Adibi is the second Tech player to register three sacks in a game this season. End **Jim Davis** (Highland Springs, Va.) had three against LSU.



## Tech overcomes slow start to post 30-0 road win

KALAMAZOO, Mich. — A pair of touchdowns in the final two minutes of the first half helped propel No. 5 Virginia Tech to a 30-0 victory at Western Michigan University.

The Hokies led just 3-0 before scoring twice within a 20-second span of the second quarter. A 28-yard shovel pass from quarterback Bryan Randall to tailback Lee Suggs produced Tech's first touchdown with 1:41 remaining in the half. At the 1:21 mark, linebacker Alex Markogiannakis scooped up a WMU fumble and rambled 25 yards for another Tech touchdown to give the Hokies a 16-0 lead at the end of the half.

Tech's defense produced another stellar showing, allowing just 35 yards on the ground and 268 yards overall. Tech defenders forced three fumbles, posted five quarterback sacks and compiled 21 QB hurries.

Randall directed the Hokies on scoring drives of 84 and 77 yards in the second half. He completed 13 of 19 passes for 194 yards during the game and added 40 yards rushing.



**Tech defenders Jonathan Lewis (56) and Mike Daniels (31) helped the Hokies post a shutout at Western Michigan.**

Virginia Tech	0	16	7	7	—	30
Western Michigan	0	0	0	0	—	0

VT (14:18 re 2nd) — FG Mollerup 37

VT (1:41 re 2nd) — Suggs 28 pass from Randall (kick failed)

VT (1:21 re 2nd) — Markogiannakis 25 fumble return (Mollerup kick)

VT (8:52 re 3rd) — Suggs 5 run (Warley kick)

VT (11:28 re 4th) — Jones 2 run (Warley kick)

Team Stats	VT	WMU
First downs	19	12
Rushing yds.	39-128	27-37
Passing yds.	212	233
Return yds.	58	6
Passes	14-25-2	24-44-0
Punts-avg.	6-44	8-37
Fumbles-lost	2-0	3-3
Penalties-yds.	4-30	9-74
Time of poss.	29:53	30:07
Sacks by	5-30	1-4

### Individual Leaders

Rushing — VT, Suggs 13-48, Randall 8-40, Jones 14-36, Humes 1-3, Imoh 1-3, Team 2-(-2); WMU, Reed 15-31, Riley 3-18, Munson 1-(-3), Drach 8-(-11).

Passing — VT, Randall 13-19-2-194, Noel 1-6-0-18; WMU, Drach 22-39-0-210, Munson 2-4-0-23, Thomas 0-1-0-0.

Receiving — VT, Wilford 2-38, Willis 2-27, Johnson 2-26, Parham 2-20, Easlick 2-(-2), Witten 1-34, Suggs 1-28, Hamilton 1-23, Spence 1-18; WMU, Mosley 7-66, Afariogun 4-31, Chestnut 3-54, Lewis 3-15, Thomas 2-12, Walker 1-26, Johnson 1-12, Reed 1-6, Jennings 1-6, Kiner 1-5.

## A CLOSER LOOK

- Virginia Tech split end **Terrell Parham** (Bartow, Fla.), linebacker **Alex Markogiannakis** (Chantilly, Va.) and flanker **Richard Johnson** (Baltimore, Md.) all made their first collegiate starts against Western Michigan.

- When quarterback **Bryan Randall** (Williamsburg, Va.) threw an interception in the first quarter against WMU, it marked the first Tech pass that had been intercepted during the 2002 season.

- **Jon Mollerup** (Lyndhurst, Va.) attempted his first varsity field goal and extra point during Tech's win at Western Michigan. Mollerup, who handles the Hokies' kickoffs, was pressed into duty in the first half when starter **Carter Warley** (Richmond, Va.) complained of back pains. Mollerup hit a 37-yard field goal for Tech's first points and made one of two extra point attempts. He missed on a 42-yard field goal try. Warley returned to kick two extra points in the second half.

- Senior **Alex Markogiannakis** (Chantilly, Va.) became the 38th different Virginia Tech player to score a defensive touchdown since Frank Beamer took over as the head coach in 1987. Markogiannakis picked up a WMU fumble and returned it 25 yards for his first career touchdown. It was the 47th touchdown scored by the defense under Beamer.

- When the Hokies and Broncos played a scoreless first quarter, it marked the first scoreless opening quarter in a Tech game since a 1999 game against West Virginia in Morgantown.

- Tech was the highest ranked team (No. 5) to ever play a football game at a Mid-American Conference stadium.

*Senior Alex Markogiannakis turned in a key touchdown on a fumble return.*



Game  
Six

## BOSTON COLLEGE

Thursday, Oct. 10, 2002  
Alumni Stadium • Att.: 42,826  
Chestnut Hill, Mass.**Tech opens BIG EAST play with 28-23 win at BC**

CHESTNUT HILL, Mass. — Virginia Tech used a ball-control offense that ground out 334 yards rushing to open its BIG EAST Conference schedule with a 28-23 victory over Boston College in a Thursday night ESPN game at Alumni Stadium.

Tech put together four long touchdown drives and consumed 37:50 on the clock with an offensive attack that stuck to the ground on 61 of its 68 plays. The Hokies drove 81 and 75 yards for touchdowns in the first half on the way to a 14-7 advantage at the intermission.

Kevin Jones broke a 14-14 tie when he capped a 74-yard Tech drive late in the third quarter with a 4-yard TD run. Lee Suggs put the finishing touches on another 75-yard drive and the win with a 27-yard scoring run with 5:41 left. Quarterback Bryan Randall joined his tailbacks in making key plays as Tech finished with 420 yards of total offense. Randall tossed a 44-yard TD pass to Ernest Wilford and made several key scrambles for first downs.

Tech's defense contributed four sacks, three interceptions and a fumble recovery while holding BC to 83 yards on the ground

and 315 yards overall. The Hokies also benefited from a pair of costly personal foul penalties by the Eagles.

Virginia Tech	7	7	7	7	—	28
Boston College	0	7	7	9	—	23

VT (10:43 re 1st) — Wilford 44 pass from Randall (Schmitt kick)  
VT (12:12 re 2nd) — Suggs 1 run (Schmitt kick)  
BC (1:03 re 2nd) — Burke 83 punt return (Sciortino kick)  
BC (6:39 re 3rd) — Knight 5 run (Sciortino kick)  
VT (0:42 re 3rd) — Jones 4 run (Schmitt kick)  
BC (10:35 re 4th) — FG Sciortino 49  
VT (5:41 re 4th) — Suggs 27 run (Schmitt kick)  
BC (0:49 re 4th) — St. Pierre 1 run (pass failed)

Team Stats	VT	BC
First downs	21	15
Rushing yds.	61-334	26-83
Passing yds.	86	232
Return yds.	55	105
Passes	4-7-0	16-30-3
Punts-avg.	5-37	2-39
Fumbles-lost	0-0	2-1
Penalties-yds.	15-96	5-40
Time of poss.	37:50	22:10
Sacks by	4-30	4-21

**Individual Leaders**

Rushing — VT, Suggs 26-154, Jones 18-144, Randall 15-37, Team 1-(-1). BC, Knight 15-94, Dodd 1-6, St. Pierre 10-17.

Passing — VT, Randall 4-7-0-86; BC, St. Pierre 16-30-3-232.

Receiving — VT, Wilford 2-71, Witten 1-8, Johnson 1-7; BC, Adams 5-75, Knight 5-63, Burke 2-56, Hemmings 1-17, Daniels 1-9, Hazard 1-9, Ryan 1-3.

**A CLOSER LOOK**

• Both **Lee Suggs** (Roanoke, Va.) and **Kevin Jones** (Chester, Pa.) rushed for over 100 yards in the Boston College game. Suggs ran for 154 yards on 26 carries, while Jones posted 144 yards on 18 attempts. That marks the second time this season that Suggs and Jones have both produced over 100-yards on the ground in the same game. The last time Tech had the same two players both rush for 100 yards or more in the same game twice in a season was 1986. That year, tailbacks Maurice Williams and Eddie Hunter accomplished the feat three times, both rushing for over 100 yards in games against Syracuse, Virginia and Richmond. During their Tech careers, Williams and Hunter both gained over 100 yards on the ground in the same game a record four times. They also stand as the only Tech players ever to rush for 100 or more yards in the same bowl game (1986 Peach Bowl). The only other Tech twosome since 1950 to accomplish the feat more than once in the same season was Phil Rogers and James Barber in 1973. Rogers and Barber both ran for over 100 yards in games against Virginia and Florida State.

• Virginia Tech's 15 penalties against Boston College were the most during Frank Beamer's 15-plus seasons as head coach. The previous high was 14 against South Carolina in 1988 and Miami in 1993.

• **Willie Pile** (Alexandria, Va.) posted his second interception of the season and the 12th of his career during the Hokies' win at Boston College. His pick against the Eagles moves him into a tie for fifth place on both the Tech and BIG EAST career lists for interceptions. Pile is tied with John Granby and Mike Widger on the Tech list. He shares the fifth spot on the BIG EAST list with former Syracuse player, Donovan Darius.

*Willie Pile's interception in the end zone ended a Boston College drive and helped preserve Tech's Thursday night road win in Chestnut Hill.*



## Homecoming features 35-14 win over Rutgers

BLACKSBURG, Va. — Virginia Tech scored 21 unanswered points in the first quarter to pave the way for a 35-14 Homecoming victory against Rutgers.



Once again, the running of tailbacks Lee Suggs and Kevin Jones highlighted the day for the Hokies, who finished with 342 yards on the ground and 492 yards overall. Suggs led the way with 197 yards and a pair of touchdown runs, while Jones added 132 yards, including a highlight-reel, 58-yard TD scamper. Quarterback Bryan Randall was efficient through the air, completing 11 of 15 passes for 131 yards and a touchdown.

Tech's defense kept the pressure on the Scarlet Knights, registering eight quarterback sacks and two interceptions, while limiting the visitors to minus-seven yards rushing. Rutgers still managed to stay within striking distance until DeAngelo Hall weaved his way 51 yards for a touchdown on a punt return with just under five minutes remaining in the game.

**Kevin Lewis jars the ball loose from Rutgers quarterback Ryan Cubit. Linebacker Mikal Baaqee (below) and his defensive teammates held Rutgers to minus-seven yards rushing.**

Rutgers	0	7	7	0	—	14
Virginia Tech	21	7	0	7	—	35

VT (6:35 re 1st) — Suggs 3 run (Schmitt kick)  
VT (3:12 re 1st) — Wilford 16 pass from Randall (Schmitt kick)  
VT (0:41 re 1st) — Suggs 42 run (Schmitt kick)  
RU (8:34 re 2nd) — Martin 12 pass from Cubit (Sands kick)  
VT (2:29 re 2nd) — Jones 58 run (Schmitt kick)  
RU (11:42 re 3rd) — Facyson 31 pass from Cubit (Sands kick)  
VT (4:57 re 4th) — Hall 51 punt return (Schmitt kick)

Team Stats	RU	VT
First downs	11	26
Rushing yds.	25-(-7)	50-342
Passing yds.	222	150
Return yds.	10	83
Passes	17-34-2	12-16-1
Punts-avg.	7-45	2-32
Fumbles-lost	1-0	6-2
Penalties-yds.	11-100	7-61
Time of poss.	28:05	31:55
Sacks by	4-27	8-75

### Individual Leaders

Rushing — RU, Pittman 7-27, Facyson 5-19, Carty 1-12, Cubit 12-(-65); VT, Suggs 21-197, Jones 13-132, Imoh 5-13, Johnson 1-0, Randall 10-0.

Passing — RU, Cubit 17-32-2-222, Facyson 0-1-0-0, Barnes 0-1-0-0; VT, Randall 11-15-1-131, Noel 1-1-0-19.

Receiving — RU, Hobbs 5-89, Martin 4-30, Tucker 3-15, Facyson 2-48, Andre 1-35, Loomis 1-3, Pilch 1-2; VT, Wilford 7-99, Witten 2-16, Mazzetta 1-19, Hamilton 1-10, Parham 1-6.

### A CLOSER LOOK

- Virginia Tech held Rutgers to minus-seven yards rushing. The last time the Hokies held a team to negative yards rushing was against Temple during the 2000 season. Tech limited the Owls to minus-15 yards in that game.
- Rutgers became the first team during the 2002 season to score points off of a Virginia Tech turnover. The Scarlet Knights did it twice, setting up their first touchdown with an interception and getting their second TD following a Tech fumble.
- Both **Lee Suggs** (Roanoke, Va.) and **Kevin Jones** (Chester, Pa.) went over the 100-yard mark in rushing for the second game in a row. Suggs ran for a career-high 197 yards on 21 carries and Jones added 132 yards on 13 carries.
- **Ernest Wilford** (Richmond, Va.) posted career-bests at the time for pass receptions and receiving yards during the Rutgers game. The redshirt junior caught seven passes for 99 yards and one touchdown.
- Tech registered a season-high eight sacks against the Scarlet Knights for losses totaling 75 yards. The Hokies' sack total was the highest since posting nine in a 1999 game at Pittsburgh. The sack yardage in the Rutgers' game was the most for Tech during Coach Frank Beamer's 15-plus seasons. The previous high under Beamer was minus-70 yards on seven sacks against Boston College during the 1996 season.
- Freshman **Jimmy F. Williams** (Hampton, Va.) recorded his first career interception against RU.
- The Rutgers game marked the first time since Sept. 11, 1999 (versus UAB) that a Tech home game was not televised.



**Tech overcomes turnovers to beat Temple 20-10**

BLACKSBURG, Va. — Despite a sub-par offensive performance that included four turnovers, Virginia Tech remained undefeated with a 20-10 BIG EAST victory against Temple at Lane Stadium/Worsham Field.

The Hokies drove for a touchdown on their first possession of the game, but had trouble maintaining consistency on offense during the remainder of the contest. Tech had possessions ended by fumbles twice and tossed a pair of interceptions. Two of

those turnovers came on the Tech side of the field, while one of the interceptions was returned to the Hokies' 26-yard line. A 32-yard touchdown catch by fullback Doug Easlick on the final play of the third quarter and two Nic Schmitt field goals proved just enough of an edge for Tech.

Once again, the Hokies' defense helped save the day, limiting the Owls to just 39 yards on the ground and intercepting three passes. Redshirt sophomore Vincent Fuller

picked off passes at the Tech 8-yard line and in the end zone to stop a pair of Temple scoring threats. The Owls converted on just 3 of 12 third-down conversions against the Hokies and finished with 269 total yards.

Temple	0	0	3	7	—	10
Virginia Tech	7	3	7	3	—	20

VT (9:16 re 1st) — Suggs 4 run (Schmitt kick)  
VT (0:02 re 2nd) — FG Schmitt 21  
TU (8:51 re 3rd) — FG Poklemba 36  
VT (00:00 re 3rd) — Easlick 32 pass from Randall (Schmitt kick)  
VT (10:05 re 4th) — FG Schmitt 22  
TU (1:48 re 4th) — Szarka 13 pass from McGann (Poklemba kick)

Team Stats	TU	VT
First downs	12	20
Rushing yds.	25-39	54-199
Passing yds.	230	146
Return yds.	23	22
Passes	17-32-3	13-20-2
Punts-avg.	5-32	2-45
Fumbles-lost	2-0	2-2
Penalties-yds.	9-65	4-30
Time of poss.	23:45	36:15
Sacks by	0-0	2-10

**Individual Leaders**

Rushing — TU, Sharps 17-38, McGann 6-16, Team 1-(-5), Ringwelski 1-(-10); VT, Jones 17-72, Suggs 19-47, Randall 9-47, Easlick 4-16, Humes 3-10, Johnson 1-9, Team 1-(-2).  
Passing — TU, McGann 17-32-3-230; VT, Randall 13-20-2-146.  
Receiving — TU, Dillard 4-98, Cobb 4-40, Szarka 3-43, Fenton 2-22, Sharps 2-15, Stubbs 2-12; VT, Johnson 4-40, Easlick 3-38, Wilford 2-11, Suggs 1-30, Hamilton 1-11, Witten 1-10, Humes 1-6.

**A CLOSER LOOK**

- Virginia Tech's win against Temple gave the Hokies their eighth straight win. It marks just the third time in school history that Tech has opened a season 8-0. The Hokies also won their first eight games in 1999 and 2000.

- Fullback **Doug Easlick's** 32-yard touchdown catch at the end of the third quarter was the longest pass reception of his Tech career.

- Tailback **Lee Suggs** (Roanoke, Va.) hauled in a 30-yard pass during the Temple game, the longest catch of his Tech career. The catch was also the longest for a Tech tailback since 1997 when Lamont Pegues caught a 47-yard pass against Virginia.

- **Richard Johnson** (Baltimore, Md.) posted career-bests for pass receptions and receiving yards during the Temple game. The redshirt sophomore flanker caught four passes for 40 yards against the Owls.

- **Vincent Fuller** (Baltimore, Md.) intercepted two passes in the red zone to help the Hokies defeat Temple. It marked the third straight game in which Fuller has had at least one pass interception. The redshirt sophomore had one pick at the Owls' 8-yard line and another in the end zone.

- True freshman kicker **Nic Schmitt** (Salem, Va.) connected on a 21-yard field goal in the first half of the Temple game. It was his first successful field goal as a Hokie. He also had a 22-yarder in the fourth quarter.

- Redshirt freshman **James Anderson** (Chesapeake, Va.) made his first collegiate start and posted 11 tackles and a quarterback hurry. He was starting in place of injured linebacker **Vegas Robinson**.

**Fullback Doug Easlick had a 32-yard touchdown reception to help the Hokies get past Temple.**



## Pittsburgh rallies to hand Tech first loss, 28-21

BLACKSBURG, Va. — The University of Pittsburgh scored 21 unanswered points in the second half to knock No. 3 Virginia Tech from the ranks of the unbeaten with a 28-21 win at Lane Stadium/Worsham Field. It was the Panthers' first-ever win in Blacksburg.

Pittsburgh engineered the win by controlling the line of scrimmage on both sides of the ball. The Panthers rolled up 483 yards of offense in the game, including 301 yards in the second half. Their total included 275 yards on the ground against a Tech defense that entered the game ranked No. 1 nationally in rushing defense

with an average of 40.8 yards allowed per game.

Tech enjoyed a 14-0 lead early in the first quarter and led 21-7 after a 59-yard touchdown run by tailback Lee Suggs less than two minutes into the second half. The Panthers turned the game around with a pair of quick TD passes in the third quarter and took the lead on a 53-yard touchdown run by Brandon Miree with just over four minutes remaining in the game.

The Tech offense mounted just one threat after Suggs' third-quarter touchdown run, moving to the Pittsburgh 25 before missing a field goal attempt.

Pittsburgh	7	0	14	7	—	28
Virginia Tech	14	0	7	0	—	21

VT (7:07 re 1st) — Jones 3 run (Schmitt kick)  
VT (4:38 re 1st) — Suggs 1 run (Schmitt kick)  
P (3:06 re 1st) — Fitzgerald 31 pass from Rutherford (Abdul kick)  
VT (13:52 re 3rd) — Suggs 59 run (Schmitt kick)  
P (10:39 re 3rd) — Fitzgerald 14 pass from Rutherford (Abdul kick)  
P (7:09 re 3rd) — Fitzgerald 10 pass from Rutherford (Abdul kick)  
P (4:11 re 4th) — Miree 53 run (Abdul kick)

Team Stats	P	VT
First downs	22	15
Rushing yds.	44-275	45-130
Passing yds.	208	145
Return yds.	50	98
Passes	11-26-2	12-22-1
Punts-avg.	6-33	7-44
Fumbles-lost	3-1	4-2
Penalties-yds.	7-68	6-60
Time of poss.	28:54	31:06
Sacks by	7-33	2-11

### Individual Leaders

Rushing — P, Miree 23-161, Murphy 2-58, Rutherford 15-56, Polite 2-0, Team 2-0; VT, Suggs 25-128, Jones 2-4, Easlick 2-2, Randall 16-(-4).

Passing — P, Rutherford 11-26-2-208; VT, Randall 12-22-1-145.

Receiving — P, Fitzgerald 5-105, Wilson 4-85, Slade 1-11, Miree 1-7; VT, Wilford 6-80, Witten 3-29, Humes 1-15, Parham 1-13, Suggs 1-8.

### A CLOSER LOOK

• Virginia Tech's 28-21 loss to Pittsburgh marked just the seventh BIG EAST loss for Tech at home since the football league formed in 1991. The Hokies are now 0-3 against the Panthers in the month of November and 7-0 in September and October.

• Pittsburgh's 483 yards of total offense were the most against Tech since the 1997 season when Virginia posted 502 yards in a 34-20 win. The Panthers' 275 yards rushing were the most against the Hokies since the 1996 Orange Bowl when Nebraska ran for 279 yards.

• Tailback **Lee Suggs** (Roanoke, Va.) turned in the longest run from scrimmage of his Tech career, when he scampered 59 yards for a touchdown in the third quarter. Suggs finished the game with 128 yards on the ground, moving him by Shyrone Stith and Vaughn Hebron for eighth place in career rushing at Tech.

• Senior free safety **Willie Pile** (Alexandria, Va.) registered his 13th career pass interception during the Pittsburgh game. The pick moved Pile into a tie with Ron Davidson and Lenny Smith for third place in career interceptions at Tech.

• **Nathaniel Adibi** (Hampton, Va.) blocked a punt in the first quarter against Pittsburgh. It was the first block of Adibi's career and Tech's 10th block during its series against the Panthers. Tech has blocked more kicks against Pittsburgh during Frank Beamer's tenure as head coach than against any other team.

• Pittsburgh's Brandon Miree rushed for 161 yards in the Panthers' win at Tech. Miree's rushing total was the highest against Tech since Boston College's Mike Cloud ran for 186 yards against the Hokies in 1998.



*Nathaniel Adibi blocks a punt against the Panthers.*

Game  
Ten

## SYRACUSE

Saturday, Nov. 9, 2002  
Carrier Dome • Att.: 48,239  
Syracuse, N.Y.**Tech loses 50-42 at the Carrier Dome in 3 OTs**

SYRACUSE, N.Y. — Damien Rhodes ran for a touchdown and a two-point conversion in the third overtime period to give homestanding Syracuse a wild 50-42 triple-overtime victory over No. 8 Virginia Tech at the Carrier Dome. It was the Hokies' sixth loss in their eight trips to the Dome.

Tech, which got record-setting performances from quarterback Bryan Randall and receiver Ernest Wilford, gave up over 600 yards of offense but still had a number of opportunities to win the game. The Hokies missed field goals at the end of

regulation play and at the end of the first overtime period. SU kept its hopes alive with a fourth-down TD pass in the second overtime, then scored and intercepted a Tech pass in the third extra period to end the four-hour game.



**Keith Willis' 87-yard reception at Syracuse was the longest-ever for a Tech tight end. Bryan Randall (below) passed for a BIG EAST-record 504 yards and five touchdowns in the Carrier Dome.**

**A CLOSER LOOK**

- Virginia Tech's 50-42 triple-overtime loss at Syracuse was the second overtime game in Tech football history. Tech won a 27-20 single-overtime game at Miami in 1998.

- **Ernest Wilford** (Richmond, Va.) set Virginia Tech and BIG EAST Conference records for receiving yardage in a game with 279 against SU. Wilford's four touchdown catches also set a Tech mark and tied the conference record. Ricky Scales held the previous Tech record for yardage with 213 against Wake Forest in 1972. Scales and Antonio Freeman shared the old touchdown mark with three. Dietrich Jells of Pittsburgh held the old BIG EAST yardage record with 225 against WVU in 1994. SU receiver David Tyree also surpassed the old mark with 229 yards during the win over Tech. Wilford is tied with Billy Davis of Pittsburgh and Chris Brantley of Rutgers for TD catches in a game.

- Quarterback **Bryan Randall** (Williamsburg, Va.) set a BIG EAST record for passing yards in a single game with 504 versus Syracuse. The old conference mark was 485 yards by Miami's Gino Torretta against San Diego State in 1991. Randall's total ranks second at Tech behind Don Strock's 527 yards passing against Houston in 1972. Randall's five passing touchdowns set a new Tech mark for an individual. The old mark of four was set by Strock and equalled by Maurice DeShazo (twice), Michael Vick and Grant Noel. The five TD passes against SU tie a Tech team record. The Hokies had five passing touchdowns against Temple in 1993 — four by DeShazo and one by Jim Druckenmiller.

- **Garnell Wilds** (Tampa, Fla.) tied a Tech and BIG EAST record with three interceptions against the Orangemen.


Virginia Tech	14	0	7	14	7	—	42
Syracuse	3	9	10	13	15	—	50

SU (9:25 re 1st) — FG Barber 30  
 VT (5:41 re 1st) — Suggs 15 pass from Randall (Warley kick)  
 VT (3:29 re 1st) — Wilford 75 pass from Randall (Warley kick)  
 SU (14:07 re 2nd) — FG Barber 26  
 SU (6:26 re 2nd) — Reyes 1 run (run failed)  
 SU (8:42 re 3rd) — FG Barber 38  
 VT (7:55 re 3rd) — Wilford 34 pass from Randall (Warley kick)  
 SU (4:47 re 3rd) — Reyes 9 run (Barber kick)  
 SU (13:38 re 4th) — Reyes 9 run (kick failed)  
 VT (7:40 re 4th) — Wilford 87 pass from Randall (Warley kick)  
 VT (4:45 re 4th) — Wilford 6 pass from Randall (Warley kick)  
 SU (4:27 re 4th) — Rhodes 3 run (Shafer kick)  
 VT (2nd OT) — Randall 1 run (Warley kick)  
 SU (2nd OT) — Donnelly 6 pass from Nunes (Shafer kick)  
 SU (3rd OT) — Rhodes 25 run (Rhodes run)

Team Stats	VT	SU
First downs	18	29
Rushing yds.	25-55	60-201
Passing yds.	504	403
Return yds.	-2	65
Passes	23-35-3	24-40-3
Punts-avg.	6-34	5-39
Fumbles-lost	2-2	2-0
Penalties-yds.	6-45	9-93
Time of poss.	22:44	37:16
Sacks by	6-54	2-15

**Individual Leaders**

Rushing — VT, Suggs 19-65, Team 1-(-1), Randall 5-(-9); SU, Reyes 21-118, Rhodes 17-67, Belton 4-20, Davis 5-13, Team 1-(-1), Nunes 12-(-16).  
 Passing — VT, Randall 23-35-3-504; SU, Nunes 24-40-3-403.  
 Receiving — VT, Wilford 8-279, Parham 5-48, Willis 2-113, Suggs 2-24, Easlick 2-19, Witten 2-11, Johnson 2-10; SU, Tyree 9-229, Riddle 8-65, Reyes 2-40, Donnelly 2-32, Rhodes 2-21, Morant 1-16.



Game  
Eleven

## WEST VIRGINIA

Wednesday, Nov. 20, 2002  
Lane Stadium/Worsham Field  
Blacksburg, Va. • Att.: 62,723**WVU holds off Hokies for 21-18 BIG EAST win**

BLACKSBURG, Va. — West Virginia used a goal-line stand and a pass interception in the end zone to hold off No. 13 Virginia Tech for a 21-18 Wednesday night victory at Lane Stadium/Worsham Field.

The Mountaineers snapped a four-game losing streak against Tech with some big plays on both offense and defense. A 42-yard touchdown run by Quincy Wilson put WVU on top 21-10 late in the third

quarter. After cutting West Virginia's advantage to 21-16, Tech marched to the Mountaineer's 1-yard line during the waning minutes of the fourth quarter.

The WVU defense held its ground on three-straight running plays to preserve the lead. With 2:30 remaining, the Mountaineers took a safety rather than punt from their own end zone. Tech got one last chance from mid-field following a free kick. The Hokies moved all the way to the West

Virginia 11 before Brian King picked off a Randall pass in the end zone with 12 seconds on the clock.

Randall finished with 293 yards of total offense, including 125 yards rushing.

West Virginia	7	7	7	0	—	21
Virginia Tech	7	3	6	2	—	18

VT (4:57 re 1st) — Suggs 28 run (Warley kick)  
WVU (2:45 re 1st) — Cobourne 9 run (James kick)  
WVU (14:21 re 2nd) — Marshall 7 run (James kick)  
VT (6:49 re 2nd) — FG Warley 34  
WVU (4:09 re 3rd) — Wilson 42 run (James kick)  
VT (1:29 re 3rd) — Willis 6 pass from Randall (pass failed)  
VT (2:30 re 4th) — Team safety

Team Stats	WVU	VT
First downs	20	23
Rushing yds.	46-263	44-243
Passing yds.	124	168
Return yds.	9	52
Passes	13-20-1	18-31-1
Punts-avg.	5-27	4-36
Fumbles-lost	2-0	1-1
Penalties-yds.	9-75	6-75
Time of poss.	28:05	31:55
Sacks by	2-7	0-0

**Individual Leaders**

Rushing — WVU, Wilson 11-125, Cobourne 19-80, Marshall 12-43, Garvin 2-22, Fazzolari 1-(-3), Team 1-(-4); VT, Randall 18-125, Suggs 15-71, Jones 9-36, Easlick 2-11.

Passing — WVU, Marshall 13-20-1-124; VT, Randall 18-30-1-168, Team 0-1-0-0.

Receiving — WVU, D. Smith 4-93, Cobourne 3-12, Wilson 3-12, Page 1-5, Neal 1-5, Marshall 1-(-3); VT, Wilford 5-58, Witten 3-45, Suggs 3-22, Easlick 2-17, Johnson 2-6, Shreve 1-7, Humes 1-7, Willis 1-6.

**A CLOSER LOOK**

- West Virginia handed Virginia Tech its third-straight loss, marking the first time since 1997 that the Hokies have lost three consecutive games in a season and the first time since 1992 that Tech has lost three straight regular-season games. The win was the first in the series for WVU since 1997 and the first in Blacksburg for the Mountaineers since the 1992 season.

- Quarterback **Bryan Randall** (Williamsburg, Va.) ran for 125 yards against WVU. The last time a Virginia Tech quarterback ran for 100 or more yards in a game was on Sept. 28, 2000 when Michael Vick ran for 210 yards at Boston College. Randall also had 168 yards passing for a total of 293 yards of offense.

- Redshirt freshman linebacker **Blake Warren** (Clifton, Va.) posted his first collegiate interception in the third quarter of the Tech-WVU game.

- The West Virginia game marked the first time this season that the Hokies trailed at the half. WVU led 14-10 after two quarters.

- **Ernest Wilford** (Richmond, Va.) registered his first blocked punt during the second quarter of the West Virginia game. It was the sixth blocked kick of the season for Tech.

- **Lee Suggs** (Roanoke, Va.) took over Tech's kickoff return duties in the West Virginia game. Suggs, whose last kickoff return came against Miami during the 2000 season, had three returns for 77 yards against the Mountaineers.

- The WVU game marked the 67th time since the start of the 1993 season that Tech has rushed for 200 yards or more. The loss was just the Hokies' fourth in those 67 contests.

**A first-quarter touchdown run gave tailback Lee Suggs a new NCAA Division I-A record for consecutive games with a touchdown, breaking the old mark of 23 straight games set in 1970.**





Game  
Twelve

# VIRGINIA

Saturday, Nov. 30, 2002  
Lane Stadium/Worsham Field  
Blacksburg, Va. • Att.: 65,097

## Tech gets back on track with 21-9 win over UVa

BLACKSBURG, Va. — Virginia Tech relied on its running game and special teams to snap a three-game losing streak with a 21-9 win against in-state rival Virginia before a record-setting crowd at Lane Stadium/Worsham Field.

On a cold, blustery afternoon, the Hokies scored 14 second-quarter points to gain the upper hand, then put the game out of reach on Lee Suggs' second touchdown run of the day with 5:08 left to play. Suggs led a rushing attack that produced 272 yards, including 178 in the second half. The senior tailback gained 108 yards on 19 carries, while sophomore Kevin Jones added 91 yards on 15 carries.

Virginia capitalized on an interception to set up a first-quarter field goal and a fumble deep in Tech territory to set up a 15-yard TD pass in the third period. The Cavaliers managed a total of just 203 yards of offense for the game, including just 76 yards in the second half.

Tech's special teams put the Hokies ahead to stay when Justin Hamilton blocked a Virginia punt in the second

quarter and Darryl Tapp returned it 11 yards for a touchdown. Suggs capped a 61-yard Tech drive with 6:56 showing in the quarter to give the Hokies a 14-3 halftime lead.



*Darryl Tapp returns a blocked punt for a touchdown against Virginia.*

Virginia	3	0	6	0	—	9
Virginia Tech	0	14	0	7	—	21

UVa (10:20 re 1st) — FG Hughes 20

VT (13:30 re 2nd) — Tapp 11 blocked punt return (Warley kick)

VT (6:56 re 2nd) — Suggs 4 run (Warley kick)

UVa (10:09 re 3rd) — H. Miller 15 pass from Schaub (kick failed)

VT (5:08 re 4th) — Suggs 6 run (Warley kick)

Team Stats	UVa	VT
First downs	11	17
Rushing yds.	37-152	50-272
Passing yds.	51	85
Return yds.	35	84
Passes	13-24-1	5-11-1
Punts-avg.	7-29	5-28
Fumbles-lost	5-0	2-2
Penalties-yds.	4-25	5-35
Time of poss.	28:56	31:04
Sacks by	1-5	3-8

### Individual Leaders

Rushing — UVa, Lundy 29-127, McMullen 1-19, Snelling 2-12, Schaub, 5(-6); VT, Suggs 19-108, Jones 15-91, Randall 14-67, Easlick 1-7, Team 1(-1).  
Passing — UVa, Schaub 12-23-1-43, Hagan 1-1-8; VT, Randall 5-11-1-85.

Receiving — UVa, McMullen 4-14, Lundy 4-10, Miller 2-15, Newby 1-8, Hagan 1-4, Snelling 1-0; VT, Wilford 2-33, Johnson 1-39, Suggs 1-9, Easlick 1-4.

## A CLOSER LOOK

- Virginia Tech's 21-9 victory against Virginia gave the Hokies their fourth straight win over their in-state rivals. The last time either team won four straight in the series was from 1980-83 when the Tech took four consecutive meetings.

- The crowd of 65,097 was the largest ever to watch a football game in the Commonwealth of Virginia. The previous record was set earlier in the season when Tech had turnouts of 65,049 for its games with both LSU and Marshall.

- The 30 combined points by the two teams was the lowest total in the series since 1988 when Virginia won by a score of 16-10 in Blacksburg.

- A pair of freshmen made their first collegiate starts at defensive tackle for Tech in the Virginia game. Redshirt freshman **Tim Sandidge** (Madison Heights, Va.) and true freshman **Jonathan Lewis** (Richmond, Va.) moved into the lineup after 11-game starters **Jason Lallis** (Mitchellville, Md.) and **Kevin Lewis** both suffered season-ending injuries in the West Virginia game. Sandidge and Jonathan Lewis each posted six tackles against the Cavaliers.

- **Justin Hamilton**, a red-shirt freshman from Clintwood, Va., posted his second blocked punt of the season during the Virginia game. Hamilton's block against UVa was picked up by true freshman **Darryl Tapp** (Chesapeake, Va.) and returned for a touchdown. It was Tapp's first collegiate TD.

- **Cols Colas** (Plantation, Fla.) had three sacks against UVa. He became the third Tech defensive end to post three sacks in a game during the 2002 season. **Jim Davis** had three versus LSU, while **Nathaniel Adibi** had three at Texas A&M.

*Cols Colas posted three sacks against Virginia as the Tech defense held the Wahoes to 203 yards of total offense.*


## No. 1 Miami wins 56-45 shootout over Hokies

MIAMI, Fla. — Running back Willis McGahee scored six touchdowns as top-ranked Miami earned a spot in the Fiesta Bowl with a 56-46 win over No. 18 Virginia Tech at the Orange Bowl.

The defending national champions got off to a fast start with two quick touchdowns and led 35-21 at the half. Miami extended its lead to 49-21 less than five minutes into the third quarter, but found it hard to shake the never-say-die Hokies. Tech reeled off 16 straight points to narrow the gap to 12 points heading into the fourth quarter, but could never overcome the Hurricanes' and three lost fumbles that were turned into touchdowns.

McGahee finished the game with 205 yards rushing for the 'Canes, while quarterback Ken Dorsey passed for 300 yards. Tech quarterback Bryan Randall rushed for

132 yards and passed for 165. Richard Johnson set up a Tech touchdown with a 91-yard kickoff return, while DeAngelo Hall had a 71-yard punt return that led to a Tech field goal.



Virginia Tech	0	21	16	8	—	45
Miami	14	21	14	7	—	56

UM (11:13 re 1st) — McGahee 1 run (Sievers kick)  
UM (8:56 re 1st) — Johnson 49 pass from Dorsey (Sievers kick)  
VT (13:50 re 2nd) — Suggs 1 run (Warley kick)  
UM (9:27 re 2nd) — McGahee 4 run (Sievers kick)  
UM (6:19 re 2nd) — McGahee 3 run (Sievers kick)  
VT (5:15 re 2nd) — Witten 4 pass from Randall (Warley kick)  
UM (3:16 re 2nd) — McGahee 10 run (Sievers kick)  
VT (0:24 re 2nd) — Wilford 7 pass from Noel (Warley kick)  
UM (12:58 re 3rd) — McGahee 1 run (Sievers kick)  
UM (11:15 re 3rd) — McGahee 31 run (Sievers kick)  
VT (8:45 re 3rd) — Pile 96 interception return (kick blocked)  
VT (3:50 re 3rd) — FG Warley 20  
VT (0:50 re 3rd) — Suggs 9 run (Warley kick)  
UM (10:06 re 4th) — Winslow 11 pass from Dorsey (Sievers kick)  
VT (1:51 re 4th) — Suggs 4 run (Johnson pass from Randall)

Team Stats	VT	UM
First downs	19	22
Rushing yds.	45-192	47-256
Passing yds.	172	300
Return yds.	241	72
Passes	16-27-0	12-21-2
Punts-avg.	4-33	3-48
Fumbles-lost	3-3	1-0
Penalties-yds.	5-55	9-75
Time of poss.	28:51	31:09
Sacks by	0-0	5-24

### Individual Leaders

Rushing — VT, Randall 25-132, Suggs 15-55, Easlick 1-4, Jones 4-1; UM, McGahee 39-205, Payton 3-45, Hill 2-7, Dorsey 1-5, Team 2-(-6).  
Passing — VT, Randall 15-26-0-165, Noel 1-1-0-7; UM, Dorsey 12-20-1-300, Payton 1-0-1-0.  
Receiving — VT, Wilford 6-68, Witten 2-21, Jones 2-14, Easlick 2-14, Humes 1-26, Shreve 1-19, Johnson 1-11, Suggs 1-(-1); UM, Johnson 6-193, Parrish 2-61, Winslow 2-25, McGahee 2-21.

**Richard Johnson returns a kickoff 91 yards against the Hurricanes.**

### A CLOSER LOOK

- The 2002 Tech-Miami game was the highest scoring in the series between the two schools. The 101 points in UM's 56-45 victory over the Hokies were the most by the two teams since a 43-23 Miami win in Blacksburg during the 1992 season. UM was also ranked No. 1 that year.

- Virginia Tech's 45 points against UM were the most allowed by the Hurricanes since the 1998 season when UCLA scored 45 points in a 49-45 loss to Miami.

- The 96-yard interception return by **Willie Pile** (Alexandria, Va.) in the third quarter was the third-longest in Tech history. As a team, the Hokies had 152 yards on interception returns for the game, the third-most in school history.

- **Richard Johnson** (Baltimore, Md.) had a 91-yard kickoff return against the Hurricanes, the longest by a Tech player since Tony Kennedy posted a 91-yard return at Louisville in 1992.

- Miami's 56 points were the most against the Hokies since Tulane scored a 57-38 win over Tech in 1987, Frank Beamer's first season as the head coach. The Hurricanes' 35 first-half points were the most in a half against Tech since Tennessee scored 35 first-half points versus the Hokies in the 1994 Gator Bowl. The last time Tech gave up 35 points in a half during a regular-season game was in 1973 when Alabama put up 42 first-half points and 35 second-half points on the way to a 77-6 win.

- Willis McGahee's six touchdowns and 36 points were the most by an individual against the Hokies. The old mark was 26 points by Jim Bakhtiar of Virginia in 1957. McGahee's 205 yards rushing marked the fifth-highest total against Tech.



**Bryan Randall had 297 total yards against top-ranked Miami.**

# ALL-STAR HOKIES

## **NATHANIEL ADIBI**

- Second-team All-BIG EAST defensive lineman
- Honorable mention All-American by CNNSI.com

## **VINNIE BURNS**

- Second-team All-BIG EAST punter

## **ANTHONY DAVIS**

- Second-team All-BIG EAST offensive lineman

## **JAKE GROVE**

- Fourth-team All-American by *The Sporting News*

## **DEANGELO HALL**

- Second-team All-BIG EAST defensive back
- Second-team All-BIG EAST return man

## **JONATHAN LEWIS**

- Fourth-team Freshman All-American by *The Sporting News*

## **WILLIE PILE**

- Second-team All-American by *The Sporting News*
- Second-team All-BIG EAST free safety

## **LEE SUGGS**


- Second-team All-BIG EAST running back

## **ERNEST WILFORD**

- Second-team All-BIG EAST wide receiver



*Willie  
Pile*



*Jake  
Grove*





# 2002 SEASON SUPERLATIVES

## TECH INDIVIDUAL GAME HIGHS

Rushes.....	26	Lee Suggs at Boston College (Oct 10, 2002)
Yards Rushing.....	197	Lee Suggs vs Rutgers (Oct 19, 2002)
TD Rushes.....	3	Kevin Jones vs Marshall (Sep 12, 2002) Lee Suggs at Miami (Dec 07, 2002)
Long Rush.....	67	Kevin Jones at Boston College (Oct 10, 2002)
Pass attempts.....	35	Bryan Randall at Syracuse (Nov 09, 2002)
Pass completions.....	23	Bryan Randall at Syracuse (Nov 09, 2002)
Yards Passing.....	504	Bryan Randall at Syracuse (Nov 09, 2002)
TD Passes.....	5	Bryan Randall at Syracuse (Nov 09, 2002)
Long Pass.....	87	Bryan Randall at Syracuse (Nov 09, 2002)
Receptions.....	8	Ernest Wilford at Syracuse (Nov 09, 2002)
Yards Receiving.....	279	Ernest Wilford at Syracuse (Nov 09, 2002)
TD Receptions.....	4	Ernest Wilford at Syracuse (Nov 09, 2002)
Long Reception.....	87	Ernest Wilford at Syracuse (Nov 09, 2002)
Field Goals.....	2	Carter Warley vs Marshall (Sep 12, 2002) Carter Warley at Texas A&M (Sep 21, 2002) Nic Schmitt vs Temple (Oct 26, 2002) Carter Warley vs Air Force (Dec 31, 2002)
Long Field Goal.....	43	Carter Warley vs Marshall (Sep 12, 2002)
Punts.....	9	Vinnie Burns vs LSU (Sep 01, 2002)
Punting Avg.....	49.0	Vinnie Burns vs Marshall (Sep 12, 2002)
Long Punt.....	58	Vinnie Burns vs LSU (Sep 01, 2002)
Long Punt Return....	71	DeAngelo Hall at Miami (Dec 07, 2002)
Long Kickoff Return.	91	Richard Johnson at Miami (Dec 07, 2002)
Tackles.....	17	Mikal Baaqee at Syracuse (Nov 09, 2002)
Sacks.....	3.0	Jim Davis vs LSU (Sep 01, 2002) Nathaniel Adibi at Texas A&M (Sep 21, 2002) Cols Colas vs Virginia (Nov 30, 2002)
Tackles For Loss....	4.0	Cols Colas at Western Michigan (Sep 28, 2002) Mikal Baaqee at Syracuse (Nov 09, 2002) Nathaniel Adibi at Syracuse (Nov 09, 2002) Cols Colas vs Virginia (Nov 30, 2002)
Interceptions.....	3	Garnell Wilds at Syracuse (Nov 09, 2002)

## TECH TEAM GAME HIGHS

Rushes.....	66	vs Marshall (Sep 12, 2002)
Yards Rushing.....	395	vs Marshall (Sep 12, 2002)
Yards Per Rush.....	7.0	vs Arkansas State (Aug 25, 2002)
TD Rushes.....	6	vs Marshall (Sep 12, 2002)
Pass attempts.....	35	at Syracuse (Nov 09, 2002)
Pass completions.....	23	at Syracuse (Nov 09, 2002)
Yards Passing.....	504	at Syracuse (Nov 09, 2002)
Yards Per Pass.....	14.4	at Syracuse (Nov 09, 2002)
TD Passes.....	5	at Syracuse (Nov 09, 2002)
Total Plays.....	78	vs Marshall (Sep 12, 2002)
Total Offense.....	559	at Syracuse (Nov 09, 2002)
Yards Per Play.....	9.3	at Syracuse (Nov 09, 2002)
Points.....	63	vs Arkansas State (Aug 25, 2002)
Sacks By.....	8	vs Rutgers (Oct 19, 2002)
First Downs.....	28	vs Marshall (Sep 12, 2002)
Penalties.....	15	at Boston College (Oct 10, 2002)
Penalty Yards.....	96	at Boston College (Oct 10, 2002)
Turnovers.....	5	at Syracuse (Nov 09, 2002)
Interceptions By....	3	at Boston College (Oct 10, 2002) vs Temple (Oct 26, 2002) at Syracuse (Nov 09, 2002)



**Mikal Baaqee led the Hokies with 112 total tackles including a season-best 17 at Syracuse.**



**Carter Warley watches a field goal sail through the uprights.**

## OPPONENT INDIVIDUAL GAME HIGHS

Rushes.....	39	McGAHEE, Willis, at Miami (Dec 07, 2002)
Yards Rushing.....	205	McGAHEE, Willis, at Miami (Dec 07, 2002)
TD Rushes.....	6	McGAHEE, Willis, at Miami (Dec 07, 2002)
Long Rush.....	53	MIREE, Brandon, vs Pittsburgh (Nov 02, 2002)
Pass attempts.....	49	LEFTWICH, Byron, vs Marshall (Sep 12, 2002)
Pass completions....	31	LEFTWICH, Byron, vs Marshall (Sep 12, 2002)
Yards Passing.....	406	LEFTWICH, Byron, vs Marshall (Sep 12, 2002)
TD Passes.....	3	LEFTWICH, Byron, vs Marshall (Sep 12, 2002) RUTHERFORD, Rod, vs Pittsburgh (Nov 02, 2002)
Long Pass.....	73	Jacobs, Elliot, vs Arkansas State (Aug 25, 2002)
Receptions.....	11	JONES, Curtis, vs Marshall (Sep 12, 2002)
Yards Receiving.....	229	TYREE, David, at Syracuse (Nov 09, 2002)
TD Receptions.....	3	FITZGERALD, L., vs Pittsburgh (Nov 02, 2002)
Long Reception.....	73	Cox, Mike, vs Arkansas State (Aug 25, 2002)
Field Goals.....	3	BARBER, Collin, at Syracuse (Nov 09, 2002)
Long Field Goal....	49	SCIORTINO, Sand, at Boston College (Oct 10, 2002)
Punts.....	9	Alexander, Mike, vs Arkansas State (Aug 25, 2002)
Punting Avg.....	49.0	HEAD, Curtis, vs Marshall (Sep 12, 2002)
Long Punt.....	64	Scates, Cody, at Texas A&M (Sep 21, 2002)
Long Punt Return....	83	BURKE, Jamal, at Boston College (Oct 10, 2002)
Long Kickoff Return.	83	BLACKMON, Will, at Boston College (Oct 10, 2002)
Tackles.....	14	Bradie James, vs LSU (Sep 01, 2002)
Sacks.....	3.0	HARRIOTT, Claude, vs Pittsburgh (Nov 02, 2002)
Tackles For Loss....	5.0	Warren, Ty, at Texas A&M (Sep 21, 2002)
Interceptions.....	1	CARR, Tony, at Western Michigan (Sep 28, 2002) FELDPAUSCH, J., at Western Michigan (Sep 28, 2002) HAW, Brandon, vs Rutgers (Oct 19, 2002) JACKSON, Yazid, vs Temple (Oct 26, 2002) THOMPSON, Lafto, vs Temple (Oct 26, 2002) COX, Torrie, vs Pittsburgh (Nov 02, 2002) McCLAIN, M., at Syracuse (Nov 09, 2002) GREGORY, Steven, at Syracuse (Nov 09, 2002) SCANLON, Rich, at Syracuse (Nov 09, 2002) KING, Brian, vs West Virginia (Nov 20, 2002) DAVIS, Willie, vs Virginia (Nov 30, 2002)

## OPPONENT TEAM GAME HIGHS

Rushes.....	60	at Syracuse (Nov 09, 2002)
Yards Rushing.....	275	vs Pittsburgh (Nov 02, 2002)
Yards Per Rush.....	6.2	vs Pittsburgh (Nov 02, 2002)
TD Rushes.....	6	at Miami (Dec 07, 2002)
Pass attempts.....	56	vs Marshall (Sep 12, 2002)
Pass completions....	36	vs Marshall (Sep 12, 2002)
Yards Passing.....	442	vs Marshall (Sep 12, 2002)
Yards Per Pass.....	14.3	at Miami (Dec 07, 2002)
TD Passes.....	3	vs Marshall (Sep 12, 2002) vs Pittsburgh (Nov 02, 2002)
Total Plays.....	100	at Syracuse (Nov 09, 2002)
Total Offense.....	604	at Syracuse (Nov 09, 2002)
Yards Per Play.....	8.2	at Miami (Dec 07, 2002)
Points.....	56	at Miami (Dec 07, 2002)
Sacks By.....	7	vs Pittsburgh (Nov 02, 2002)
First Downs.....	29	at Syracuse (Nov 09, 2002)
Penalties.....	11	vs Rutgers (Oct 19, 2002)
Penalty Yards.....	100	vs Rutgers (Oct 19, 2002)
Turnovers.....	5	vs Arkansas State (Aug 25, 2002)
Interceptions By....	3	at Syracuse (Nov 09, 2002)