

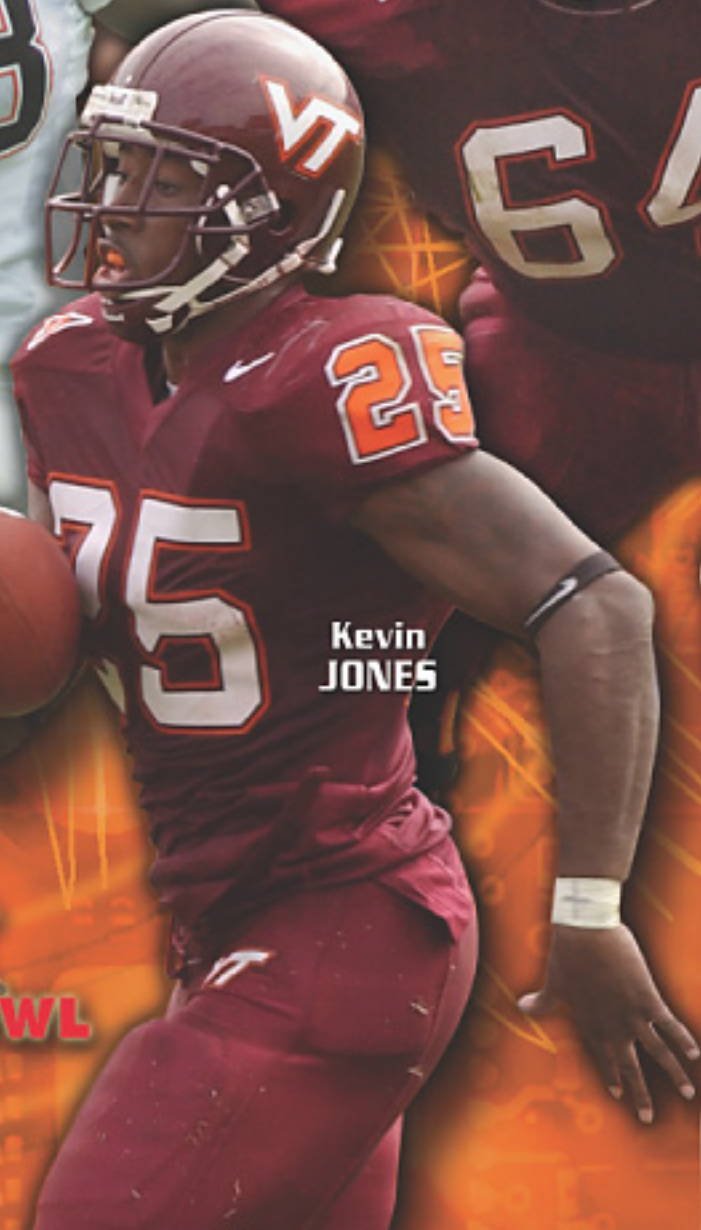
# VIRGINIA TECH



Nathaniel  
ADIBI



Jake  
GROVE



Kevin  
JONES



Coach  
FRANK BEAMER

Insight  
BOWL

Dec. 26, 2003  
Bank One Ballpark  
Phoenix, Arizona



**Michael  
CRAWFORD**

**Cols  
COLAS**

**DeAngelo  
HALL**

**Vegas  
ROBINSON**

**Mikal  
BAAQEE**



# VIRGINIA TECH

Insight  
BOWL

MEDIA GUIDE

## CONTENTS

Media Information .....	2, 3
Bowl Practice Schedule .....	2
Bowl Headquarters/Directory .....	3

### 2003 SEASON

Overview .....	4, 5
Bowl Notes .....	6, 7
All-Star Hokies .....	10
Game-by-Game Review .....	55-66
Season Superlatives .....	67
Final Statistics .....	68, 69

### BIG EAST CONFERENCE

Standings and Honors .....	70
Statistics and Rankings .....	71, 72

### FOOTBALL STAFF

Coach Frank Beamer .....	34-37
Assistant Coaches .....	40-52
Associate AD John Ballein .....	53
Support Personnel .....	54

### THE PLAYERS

Roster, Pronunciation Guide .....	8
Two-Deep Lineups, Rosters .....	9
Profile Updates .....	11-33

### RECORDS AND HISTORY

BeamerBall .....	38, 39
Tech's Bowl History .....	73, 74
Individual Bowl Superlatives .....	75
Team Bowl Marks .....	76
Tech's Career Leaders .....	77
Longest Plays/Last Time .....	78

### THE UNIVERSITY

This Is Virginia Tech .....	79
President Charles Steger .....	79
AD Jim Weaver, Administrators .....	80

## QUICK FACTS

Location: Blacksburg, Virginia  
Enrollment: 28,000  
President: Charles W. Steger  
Director of Athletics: Jim Weaver  
Head Football Coach: Frank Beamer (Virginia Tech, '69)  
Hokies' 2003 Football Record: 8-4 overall; 4-3 BIG EAST  
Beamer's Overall Record: 167-96-4 (23+ years)  
Beamer's Record at Tech: 125-73-2 (17+ years)  
Faculty Chairman of Athletics: Dr. Larry Killough  
Conference: The BIG EAST Conference  
Nicknames: Hokies, Fighting Gobblers  
Colors: Chicago maroon and burnt orange  
Sports Information Director: Dave Smith (540) 231-6726  
Sports Information Fax: (540) 231-6984  
Tech Athletics on the Internet: [www.hokiesports.com](http://www.hokiesports.com)

The 2003 Insight  
Bowl marks the 11th  
straight bowl game  
for the Hokies

## 2003 INSIGHT BOWL GUIDE CREDITS

Editor ..... Dave Smith  
Design ..... Anne Panella, Dave Knachel  
Contributors ..... Bryan Johnston,  
Larry Hincker,  
Brandi Bonkowski, Kimberly Folkes

Most of the images in this guide were  
taken by Assistant SID David Knachel.  
Covers were designed by Knachel.  
Lee Coleman and Woody Veasey also  
contributed images.

Printed by University Printing Services; Publication No.: VT/0825/1203/1.2M/241509

# INSIGHT BOWL MEDIA INFORMATION



## VIRGINIA TECH TRAVEL PLANS

The Virginia Tech football team and official travel party will travel by charter jet and will arrive in Phoenix at approximately 12:45 (MST), on Sunday, Dec. 21. While in Phoenix, the Hokies will be headquartered at the Hilton Scottsdale Resort & Villas, and will practice at Desert Mountain High School. The team will return home Dec. 27.

Virginia Tech Sports Information staff in attendance will be Dave Smith, sports information director, Anne Panella, associate sports information director, Bryan Johnston, assistant sports information director and David Knachel, assistant sports information director.

For information regarding Coach Frank Beamer, contact Smith. Requests involving players should be directed to Johnston. To have images from the bowl week or the past season emailed, contact Knachel in Phoenix or email him at [dknachel@vt.edu](mailto:dknachel@vt.edu).

## VIRGINIA TECH INSIGHT BOWL PRACTICE PROCEDURES

Coach Frank Beamer will be available to the media at the beginning of practice at the practice site. Once dressed, Tech players will be available for an interview period prior to each practice except the practice on Dec. 25.

Media members are encouraged to arrive at the practice field early as the schedule may fluctuate. The first three periods of practice (approximately 30 minutes) will be open to the media, including still photographers and videographers. Media members must remain on the sidelines once practice begins. Following the first three periods, practice will be closed.

Members of the Tech team will not be available for interviews at the team hotel.

### PRACTICE SCHEDULE (DESERT MOUNTAIN HIGH SCHOOL\*)

#### Monday, December 22

Team arrives 12:10 p.m.  
Player interviews  
approximately 12:45 p.m.  
Practice begins 1 p.m.

#### Tuesday, December 23

Team arrives 12:10 p.m.  
Player interviews  
approximately 12:30 p.m.  
Practice begins 12:45 p.m.

#### Wednesday, December 24

Team arrives 12:10 p.m.  
Player interviews  
approximately 12:30 p.m.  
Practice begins 12:45 p.m.

#### Thursday, December 25

Team arrives 4:45 p.m.  
Practice begins 5 p.m.  
No interviews at this practice.

*\* Alternate practice site for inclement weather is to be determined. Check with the Virginia Tech SID for updates.*



**Coach Frank Beamer** addresses the media.

## VIRGINIA TECH SPORTS INFORMATION STAFF



**Dave Smith**  
Sports Information  
Director



**Anne Panella**  
Associate SID



**Bryan Johnston**  
Assistant SID



**Dave Knachel**  
Assistant SID



**Bill Dyer**  
Assistant SID



**Torye Hurst**  
Assistant SID




**Donna Smith**  
Secretary





*The 2003 Insight Bowl will be played under the bright lights and open roof of Bank One Ballpark in Phoenix. This outstanding Major League Baseball venue is home to the Arizona Diamondbacks and is converted to a 42,915-seat football facility solely for this one bowl game each year.*



## BOWL MEDIA OPPORTUNITIES

The Insight Bowl will hold three press conferences.

### PRESS CONFERENCE SCHEDULE FOR VIRGINIA TECH

*(Times may be subject to change)*

**Dec. 21 — Time TBA • Sky Harbor Airport**

Coach Frank Beamer will be available to the media

**Dec. 23 — 9 a.m. • Camelback Inn Marriott Resort (media hotel)**

Three offensive players (Grove, Jones and Randall) and three defensive players (Adibi, Crawford and Robinson)

**Dec. 24 — 9 a.m. • Camelback Inn Marriott Resort (media hotel)**

Coach Frank Beamer will be available to the media.

### INSIGHT BOWL TEAM EVENTS\*

**Bowl Bash**

Jillian's Desert Ridge  
Tuesday, Dec. 23  
7 p.m. to 9 p.m.

*\* Contact Gina Chappin of the Insight Bowl for information about covering this event*

## 2003 INSIGHT BOWL DIRECTORY

### BOWL HEADQUARTERS

Virginia Tech Headquarters  
Hilton Scottsdale Resort & Villas  
6333 North Scottsdale Rd.; Scottsdale, AZ 85250  
Phone: (480) 948-7750  
Fax: (480) 948-2232

### CAL HEADQUARTERS

**Doubletree Paradise Valley**  
5401 North Scottsdale Rd.; Scottsdale, AZ 85250  
Phone: (480) 947-5400  
Fax: (480) 946-1524

### MEDIA HEADQUARTERS

**Camelback Inn Marriott Resort**  
5402 East Lincoln Dr.; Scottsdale, AZ 85253  
Phone: (480) 948-1700  
Fax: (480) 951-8469

### VIRGINIA TECH PRACTICE SITE

**Desert Mountain High School**  
12575 East Via Linda; Scottsdale, AZ 85251  
Phone: (480) 484-7000  
Steve Harris, Athletic Director  
Phone: (480) 484-7061

### CAL PRACTICE SITE

**Indian School Park**  
300 E. Indian School Rd.; Phoenix, AZ 85012  
Phone: (602) 495-0739

### KEY PHONE NUMBERS

**Gina Chappin**  
Director of Media Relations, Insight Bowl  
PR Office: (480) 350-0909  
Direct: (480) 517-6290  
Fax: (480) 736-4184  
Cellular: (602) 390-6997  
Home: (480) 539-1034

**Virginia Tech SID Dave Smith and the Tech Sports Information Staff**  
Hilton Scottsdale Resort & Villas  
(480) 948-7750 • Fax: (480) 948-2232

**Virginia Tech SID Office (Blacksburg)**  
460 Jamerson Center; Blacksburg, VA 24061  
Phone: (540) 231-6726  
Fax: (540) 231-6984  
Web: [www.hokiesports.com](http://www.hokiesports.com)

**Cal SID Bob Rose and the Cal Sports Information Staff**  
Doubletree Paradise Valley  
(480) 947-5400

**Cal SID Office (Berkeley, CA)**  
210 Memorial; Berkeley, CA 94720  
Phone: (510) 643-5363  
Fax: (510) 643-7778  
Web: [www.calbears.com](http://www.calbears.com)



## 2003 SEASON IN REVIEW

## Hokies Cap 8-4 Season With First Visit To Insight Bowl

Virginia Tech entered the 2003 football season with high expectations, and although the Hokies fell short of several of their goals, they still produced eight wins in their 12 regular-season games and extended a bowl streak that makes them one of only seven Division I-A teams to have gone to a bowl each of the last 11 seasons.

Tech had several gaps to fill following a victory in last year's Diamond Walnut San Francisco Bowl. None was bigger than NCAA record-breaking tailback Lee Suggs. But where Suggs left a hole, in stepped junior phenom Kevin Jones. Likewise, a new face stepped in at each of the other five starting spots that were vacated, as the 2003 version of the Hokies proved that reloading, not rebuilding, was their plan for the season.

The Hokies started the season winning their first six games and climbed as high as third in the national polls before giving up their first loss. Tech bounced back to stun No. 2 Miami, 31-7, breaking the Hurricanes' regular-season winning streak of 39-consecutive victories. The win was one of Tech's best ever, but the Hokies were unable to sustain their momentum. Slowed by inconsistent play and missed opportunities during their last four games, the Hokies finished 8-4 on the regular season, winning seven or more games for the 11th straight year. Along the way, records were shattered and All-Americans were born en route to the Insight Bowl and the Hokies' 17th overall post-season appearance.

The season saw Jones break long-standing rushing records, both for most rushing yards in a game and most yards in a season. Jones and senior center Jake Grove became consensus All-Americans. Grove won the

prestigious Dave Rimington Trophy as the nation's best center, while Jones was one of three finalists for the Doak Walker Award for the nation's top running back. The success of Jones and Grove was a microcosm of the offensive unit, which accounted for more than 4,600 total offensive yards on the backs of quarterbacks Bryan Randall and Marcus Vick.

The defensive unit contributed six touchdowns and finished second in the conference in total defense. Special teams remained a force, notching the first kick return for a touchdown in 12 years and a record-setting performance by DeAngelo Hall, who returned two punts for touchdowns in a single game.

The Hokies opened the season on Aug. 31 with a home date against Central Florida in front of a Lane Stadium-record 65,115 fans. Tech, ranked ninth in the nation, scored on the first four possessions en route to a solid 49-28 victory over the Golden Knights. Randall and Vick combined to complete 29 of 38 passes for 380 yards and four touchdowns, connecting with 11 different receivers. The Hokies added 185 yards on the ground to dominate the Golden Knight defense. Hall, playing offense for the first time in addition to his defensive and special teams duties, scored his first offensive touchdown on a 29-yard reception. Jason Lallis also added points to the board with his 45-yard interception return for a touchdown.

The Hokies returned to Lane Stadium the following week for a match-up versus in-state foe James Madison. The Hokies suffered a scare when Jones was sidelined by a late hit early in the second quarter and missed the rest of the game. Cedric Humes, seeing

increased playing time due to the injury to Jones, scored three touchdowns on the way to Tech's 43-0 win over the Dukes.

After a week off, Jones and the Hokies were back at home for a Thursday night contest versus the visiting Aggies of Texas A&M. Hurricane Isabel was not enough to dissuade Hokie fans, as the team played in front of a sell-out crowd and a national ESPN audience. Jones ran for 188 yards on 30 carries and three touchdowns while Randall and tight end Jeff King added scores of their own. Tech's 35-19 win marked its second straight victory over the Aggies.

In the final contest of a four-game homestand, the Hokies dominated the visiting Connecticut Huskies, scoring on offense, defense and special teams on their way to a 47-13 win. On offense, Jones, Humes and senior receiver Ernest Wilford each saw the end zone once, with place-kicker Carter Warley adding two field goals. Eric Green's 84-yard interception return for a touchdown was the first of his career and the Hokies' second defensive score of the season. The scoring barrage wasn't over, as tailback Mike Imoh returned the second half kickoff 91 yards for a touchdown, marking Tech's first kickoff return for a touchdown since 1992. Four minutes later, receiver Chris Clifton returned a blocked punt 16 yards for a



**Michael Crawford led the Hokies with 119 tackles this season.**

touchdown, marking the seventh different way the Hokies scored points on the day.

Next, the Hokies traveled to Rutgers for their first road game and first BIG EAST Conference match-up of the season. Senior receiver Chris Shreve had a career day, hauling in touchdown passes of 28 and 45 yards in his first collegiate start. Imoh also added two touchdown receptions while Jones and Humes each scored on the ground. Sophomore Jimmy Williams returned an interception 55 yards for a touchdown, marking the second straight game that the Hokies scored off of an interception return. With 473 total offensive yards, the Hokies left Rutgers with a 48-22 victory.



The Hokies returned home hoping to exact revenge on the Syracuse Orangemen who had defeated Tech in the past two meetings. Tech met its goal with a resounding 51-7 romp over the Orangemen with a stellar offensive and special teams performance. Syracuse couldn't stop the Tech attack, which posted 439 total offensive yards, including 337 rushing. Jones,



***Vincent Fuller's block of a field-goal attempt against Syracuse was the 100th block of the Frank Beamer era at Virginia Tech.***

Randall and Hall each notched touchdowns on the ground. The star of the day was Hall, who, in addition to his offensive score, returned two punts for touchdowns, a feat never before accomplished during the modern era. Midway through the first quarter Hall returned Brenden Carney's punt 58 yards to the end zone. Less than two minutes later, Hall returned the next punt 60 yards for a score, giving him a school record-tying four career punt returns for TDs.

After a week off, the third-ranked Hokies traveled to Morgantown, W.Va., for a Wednesday night contest versus the WVU Mountaineers in a battle for the Black Diamond Trophy. The Hokies, who had four turnovers and an uncharacteristically high 13 penalties, couldn't get going on offense, failing to score on that side of the ball for the first time since 2001. Tech's sole touchdown came on a 50-yard fumble return by junior Vincent Fuller. Meanwhile, West Virginia tailback Quincy Wilson ran for 194 yards as the Mountaineers sent the Hokies home with their first loss of the season, 28-7.

The Hokies didn't stay down long, however, as they prepared for a visit from the Miami Hurricanes, who brought with them a 39-game regular-season winning streak. The Hokie defense was stellar, accounting for the first two touchdowns of the game. After a scoreless first quarter, Hall

returned a fumble 28 yards for a touchdown. Carter Warley added a 39-yard field goal to give the Hokies a 10-0 lead at halftime. After the break, Green notched the second defensive score, intercepting Miami's Brock Berlin and returning it 51 yards for a touchdown. The Hokies scored twice more, on a run from Jones and a 46-yard reception by Wilford, sealing the victory before Miami notched a late score to make the final 31-7. The No. 2 Hurricanes became the highest-ranked opponent Tech has ever beaten in football.

Tech then traveled to Pennsylvania for a key conference match-up versus the Pittsburgh Panthers at Heinz Field. The teams battled back and forth, trading scores. The Hokies and Panthers combined for over 900 total offensive yards during the shoot-out. Jones rushed for a school-record 241 yards, breaking a record set 25 years earlier by Kenny Lewis. He crossed the goal line four times, accounting for all of the Hokie touchdowns. Despite Jones' record setting day, a Pittsburgh touchdown with less than a minute to play gave the Panthers a 31-28 win and the Hokies their second loss of the season.

The Hokies returned to Pennsylvania for the second straight week to face off against the Temple Owls in another BIG EAST contest. Despite a lackluster performance, Tech seemingly

had the game in hand, leading 17-0 in the fourth quarter, thanks to a field goal by Warley and a touchdown each by Jones and Wilford. However, the Owls quickly turned the game around, scoring a field goal and two touchdowns of their own to tie the game 17-17 at the end of regulation. The Hokies entered just their third overtime game in school history with the ball to begin the extra period. After a 2-yard run by Jones, Randall ran in for a 23-yard touchdown, followed by a Warley extra point to make the score 24-17. Temple answered back with a 22-yard touchdown pass, but the extra point failed, giving the Hokies a narrow 24-23 single-overtime victory.

The 8-2 Hokies returned to Blacksburg for the final home game of the season to face off against the Boston College Eagles at Lane Stadium. It was another record-setting day for Jones, as he rushed for 165 yards and three touchdowns, breaking the 22-year old Tech record for rushing yards in a season. Unfortunately for the Hokies, it also turned out to be a record-setting day for the Eagles' Derrick Knight, who rushed for over 200 yards and a pair of

touchdowns, as Boston College used big plays to upset the Hokies, 34-27.

In the last game of the regular season, the Hokies traveled to Charlottesville for a match-up with in-state rival Virginia in a battle for the Commonwealth Cup. In what turned out to be a story of two different halves, the Hokies controlled the first two quarters. With a one-yard touchdown run by Jones and a 43-yard touchdown reception by Imoh, the Hokies took a 14-7 lead into halftime. Jones added another short touchdown in the second half, but the Cavaliers scored on every possession of the second half, except the final to run out the clock on their 35-21 win. The loss marked the first time in five years Tech lost to Virginia, and was only the Hokies' eighth loss since 1993 when leading at halftime.

Now, the Hokies are working to return to the form they showed against Syracuse and Miami, before taking on one last challenge in the Insight Bowl. Tech will travel to Phoenix, Ariz., to play the talented California Golden Bears, the only team to defeat No. 1 ranked Southern Cal during 2003 regular-season play.



***All-America center Jake Grove celebrates the Hokies' 31-7 victory over No.2 Miami.***



# 2003 INSIGHT BOWL NOTES

## THE VIRGINIA TECH-CALIFORNIA SERIES

When Virginia Tech and California meet in the 15th Annual Insight Bowl, it will mark the first meeting between the two on the gridiron.

This will be Tech's first game against a team from the state of California and its first against a team from the Pac-10 Conference.

It will be the Golden Bears' first game against a team from the commonwealth of Virginia.

## NOTING THE INSIGHT BOWL AND THE B.O.B.

This is 15th year for the bowl, which pits teams from the Pac-10 Conference and the BIG EAST Conference. The game will be played in Bank One Ballpark, home of the Arizona Diamondbacks. Constructed in 1995, it has a capacity of 42,915 for football games.

The sidelines aren't what football fans are accustomed to seeing. After all, there is a dugout behind the visitor's bench, a bullpen behind the northern most end zone, no nets behind the goal posts, and if you look around for a scoreboard you might see R-H-E somewhere. That is because Bank One Ballpark isn't usually a football stadium.

## BIG EAST WINS

Virginia Tech has been one of the winningest programs in the BIG EAST during its stay, winning three conference titles. Tech will join the Atlantic Coast Conference next season. In 11 years of round-robin play in the BIG EAST, Virginia Tech is right near the top of the win list.

1. Miami .....	104
2. Virginia Tech .....	101
3. Syracuse .....	79
4. West Virginia .....	77
5. Boston College .....	72
6. Pittsburgh .....	56
7. Rutgers .....	32
8. Temple .....	25

For the third consecutive year Bank One Ballpark will be transformed into a football stadium for the only football game to be played under its retractable roof: the Insight Bowl.

This unique facility features a retractable roof, air conditioning and a natural turf playing field. It took 28 months to build the \$354 million facility. Since opening day in 1998, the Ballpark has served as the home for the Arizona Diamondbacks. It has hosted a variety of events including four games of the 2001 World Series.

Its retractable roof can open or close within five minutes and the 8,000 tons of air-conditioning can bring the temperature down by as much as 30 degrees in four hours.

Above the field is a movable roof system composed of six operable telescoping panels, that when open create 5.5 acres of open sky. The roof weighs 6,900 tons and spans 517 feet.

## SCOUTING THE BEARS

California (7-6 overall) won four of its final five games to finish in a third-place tie in the Pac-10 with Oregon at 5-3. Under second-year head coach Jeff Tedford, Cal has enjoyed consecutive winning seasons for the first time in 12 years.

Cal was 1-10 in 2001 before Tedford took over last season and guided the Bears to a 7-5 mark. Tedford was named Pac-10 coach of the year for the huge turnaround that resulted in Cal's first winning season in nine years.

Cal's biggest win of the season was a 34-31 triple overtime win over Southern Cal on Sept. 27.

The Bears have an explosive offense that is led by wide receiver Geoff McArthur and tailback Adimchinobe Echemandu.

McArthur, a 6-foot-1 junior, enjoyed one of the greatest seasons by a receiver in Pac-10 history this season, catching 85 passes for 1,504

## JUST VIRGINIA TECH, PLEASE

While the full name of the school is Virginia Polytechnic Institute and State University, the school is commonly referred to as just "Virginia Tech." Founded in 1872, as Virginia Agricultural and Mechanical College, the university changed its name to Virginia Polytechnic Institute in 1896. Fans of the athletic department, as well as media covering the Hokies, shortened the name to VPI, but it eventually became Virginia Tech. The "State University" was added on in 1970 to bring the official title to where it is today.

Those covering Hokie athletics are asked to refer to the university as simply "Virginia Tech." Do not use Virginia Tech University, VPI and SU, VPI&SU, VT or VA Tech. These are not recognized names and should not be used.

yards and 10 touchdowns. He caught a school-record 16 passes for 245 yards and two TDs in Cal's 28-16 victory over Stanford in the Bears' Nov. 22 regular-season finale.

Echemandu, who joined McArthur as a first-team pick on the All-Pac-10 team, has rushed for 1,161 yards and 12 TDs this season. The 225-pound Nigeria native has averaged 116.6 rushing yards in his past seven games for an offense that currently leads

the Pac-10 in rushing offense (170.7 yards).

Cal quarterback Aaron Rodgers has thrown for 2,509 yards and 17 TDs, with only five interceptions.

Defensively, the Bears are led by sophomore rover Donnie McCleskey, a first-team all-conference selection who has 99 total tackles, and his 12.0 tackles for loss are tops in the league among defensive backs.

## TECH IN THE NCAA RANKINGS

(Top 30 only)

### INDIVIDUAL STATISTICS

<b>Kickoff Returns</b>	<b>Avg.</b>
5. Mike Imoh .....	29.07
<b>Scoring</b>	<b>Pts. Per Game</b>
6. Kevin Jones .....	10.00
<b>Punt Returns</b>	<b>Avg.</b>
7. DeAngelo Hall .....	14.47
<b>Rushing</b>	<b>Yds. Per Game</b>
8. Kevin Jones .....	124.50
<b>All-Purpose Runners</b>	<b>Yds. Per Game</b>
21. Kevin Jones .....	135.83

### TEAM STATISTICS

<b>Punt Return Yards</b>	<b>Avg.</b>
6. Virginia Tech .....	14.67
<b>Rushing Yards</b>	<b>Yds. Per Game</b>
15. Virginia Tech .....	214.00
<b>Scoring Offense</b>	<b>Avg.</b>
15. Virginia Tech .....	34.24
<b>Interceptions</b>	<b>Total</b>
t-27. Virginia Tech .....	15
<b>Scoring Defense</b>	<b>Avg.</b>
29. Virginia Tech .....	20.58

\* - for the second year in a row, the NCAA will count bowl statistics. These ranking will change following the bowl games.

**POSTSEASON RECORDS**

California is 5-7-1 all-time in bowl games. This will be the Bears' first bowl game under Tedford and the program's first since a 42-38 loss to Navy in the Aloha Bowl on Dec. 25, 1996.

Virginia Tech is 6-10 in its bowl appearances following last year's win over the U.S. Air Force Academy in the Diamond Walnut San Francisco Bowl. Frank Beamer is 5-5 in bowl games as Tech's head coach.

**BOWL HISTORY**

This will be Tech's 17th appearance in a bowl and the 10th different bowl game in which it has appeared.

Tech is 1-0 in the Music City and San Francisco Bowls, 1-1 in the Peach, Independence and Sugar Bowls, 1-3 in the Gator Bowl, 0-1 in the Orange and Sun Bowls and 0-2 in the Liberty Bowl.

Virginia Tech has played in six different states for bowl games. This will be the first game of any type in the state of Arizona. Tech is 1-0 in California, 2-2 in Louisiana, 1-1 in Georgia, 1-2 in Tennessee, 1-4 in Florida and 0-1 in Texas.

**THE GAME ON TV**

The Insight Bowl will be televised by ESPN. Kickoff is scheduled for 6:20 p.m. (MST), 8:20 p.m. (EST).

Tech is 90-50 all-time in televised games and is 24-7 in games televised by ESPN. Virginia Tech is 4-3 on ESPN this year.

**ELEVEN BOWLS IN A ROW**

Virginia Tech is one of only seven teams to go to 11 bowls in the last 11 years. The other six teams are Florida, Florida State, Kansas State, Michigan, Nebraska and Tennessee.

**IN THE RECORD BOOK**

- Tailback Kevin Jones has set three new school records this season. He has rushed for 1,494 yards this season, rushed for 241 yards at Pittsburgh and has eight 100-yard outputs.

- DeAngelo Hall needs just 65 yards on punt returns to break the single-season record.

- Eric Green's 166 yards on interception returns is the fifth-highest single-season total in Tech history.

- Michael Crawford's 119 tackles are the most by a Tech rover since the position was created in 1993.

- Ernest Wilford needs four receptions to break the school career receptions mark of 121.

- Carter Warley is Tech's all-time leader in PATs with 186.

- The four interception returns for touchdowns this year by the defense ties the school record.

**ATTENDANCE CHAMPS**

Virginia Tech led the BIG EAST Conference in total attendance and average attendance this year, setting a new school record in the process. The Hokies averaged 65,115 for seven games, welcoming 455,805 fans through the turnstiles of Lane Stadium.



*Kevin Jones broke Tech's single-game and season rushing records this year.*

**FAMILY TIES**

Virginia Tech prides itself on a family atmosphere. Two sets of brothers are on the team, led by starting defensive tackles Kevin and Jonathan Lewis. The two have combined to record 105 tackles, including seven sacks.

Starting defensive end Nathaniel Adibi is joined by his brother, Xavier, who is redshirting this year. Linebacker Blake Warren will be joined by his brother Brett next year and quarterback Marcus Vick is the brother of former Tech All-American Michael Vick.

Also, the fathers of both linebacker Chad Cooper and deep snapper Nick Leeson lettered in football at Tech.

Additionally, three Hokies have famous fathers. Freshman walk-on Chad

**2003 START CHART**

Pos.	Offense (starts)
FL	Justin Hamilton (6) Richard Johnson (3) Chris Shreve (3)
LT	Jimmy Martin (12)
LG	Will Montgomery (9) Jacob Gibson (3)
C	Jake Grove (12)
RG	Jacob Gibson (6) James Miller (6)
RT	Jon Dunn (11) Jacob Gibson (1)
TE	Keith Willis (10) Jeff King (2)
QB	Bryan Randall (12)
FB	Doug Easlick (12)
TB	Kevin Jones (12)
SE	Ernest Wilford (12)

Pos.	Defense (starts)
E	Nathaniel Adibi (10) Darryl Tapp (2)
T	Kevin Lewis (10) Tim Sandidge (2)
T	Jonathan Lewis (12)
E	Cols Colas (10) Darryl Tapp (2)
OLB	Brandon Manning (11) Aaron Rouse (1)
ILB	Mikal Baaqee (11) Jordan Trott (1)
ILB	Vegas Robinson (12)
BC	DeAngelo Hall (11) Vincent Fuller (1)
FS	Jimmy Williams (12)
ROV	Michael Crawford (12)
FC	Garnell Wilds (6) Eric Green (5) Vincent Fuller (1)

Grimm is the son of former Washington Redskin All-Pro Russ Grimm, while linebacker Blake Warren is the son of former Redskin tight end Donnie Warren. Receiver Michael Malone is the son of NBA Hall of Fame member Moses Malone.

**WHAT IS A HOKIE?**

That's the most often-asked question at Virginia Tech. The answer leads all the way back to 1896 when Virginia Agricultural and Mechanical College changed its name to Virginia Polytechnic Institute. With the change came the necessity for writing a new cheer and a contest for such a purpose was held by the student body.

Senior O.M. Stull won first prize for his "Hokie" yell which still is used today. Later, when asked if "Hokie" had any meaning to it, Stull explained the word was solely the product of his imagination and was only used as an attention-getter for his yell.

It soon became a nickname for all Tech teams and for those people loyal to Tech athletics.

Hokie, Hokie, Hokie, Hi! Tech, Tech, VPI  
Sol-a-rex, Sol-a-rah Poly Tech Vir-gin-ia  
Ray rah VPI Team! Team! Team!



*Brothers Kevin (70) and Jonathan (56) Lewis play on Tech's defensive line.*



# VIRGINIA TECH HOKIES



83 **Nathaniel Adibi** \*\*\* ..... DE, 6-3, 263, r-Sr.  
Hampton, Va., Phoebus, Bill Dee

42 **James Anderson**\* ..... LB, 6-2, 220, r-So.  
Chesapeake, Va., Deep Creek, David Cox

45 **Mikal Baaqee**\*\* ..... LB, 5-11, 240, r-Jr.  
Columbia, Md., DeMatha, Bill McGregor

96 **Noland Burchette** ..... DE, 6-2, 253, r-Fr.  
Richmond, Va., Highland Springs, Scott Burton

38 **Vinnie Burns**\*\* ..... P, 5-11, 199, r-Jr.  
New Orleans, La., St. Augustine, Anthony Biagas

61 **Reggie Butler** ..... OT, 6-6, 345, So.  
Keswick, Va., Monticello, Brud Bicknell

44 **John Candelas** ..... TB, 6-0, 209, So.  
Blacksburg, Va., Blacksburg, Dave Crist

37 **Steve Canter** ..... FB, 6-0, 236, r-Sr.  
Virginia Beach, Va., Kempsville, John Bowles

34 **Chris Ceasar** ..... SE, 5-10, 178, r-Fr.  
Delray Beach, Fla., Spanish River, Bill Bretherick

16 **Chris Clifton**\* ..... SE/QB, 6-4, 195, r-So.  
Chesapeake, Va., Deep Creek, David Cox

87 **David Clowney** ..... FL, 6-1, 170, Fr.  
Delray Beach, Fla., Atlantic, Chris Bean

99 **Cols Colas**\*\*\* ..... DE, 6-0, 241, r-Sr.  
Plantation, Fla., South Plantation, Dan Margurit

62 **Travis Conway**\* ..... DS, 6-4, 256, r-Jr.  
Richmond, Va., J.R. Tucker, Rusty Curle

33 **Chad Cooper**\*\* ..... LB, 6-2, 215, r-Jr.  
Herdon, Va., Oakton, Pete Bendorf

21 **Michael Crawford**\*\*\* ROV, 5-11, 202, r-Sr.  
Baltimore, Md., Patterson, Roger Wrenn

31 **Mike Daniels**\*\* ..... FS, 6-0, 209, r-Jr.  
Fairfax, Va., Fairfax, Tom Verbanic

79 **Jon Dunn**\*\* ..... OT, 6-7, 343, r-Jr.  
Virginia Beach, Va., Tallwood, Thad Harold

43 **Doug Easlick**\*\* ..... FB, 5-11, 238, r-Sr.  
Marlton, N.J., Cherokee, John Scott

8 **Vincent Fuller**\*\* ..... CB, 6-1, 191, r-Jr.  
Baltimore, Md., Woodlawn, Reggie White

60 **Jacob Gibson**\*\* ..... OG, 6-4, 299, r-Sr.  
Rocky Mount, Va., Franklin County, Jerry Little

13 **Lance Goff** ..... QB, 5-11, 199, r-Jr.  
Wytheville, Va., George Wythe, Larry Russell

77 **Brandon Gore** ..... OG, 6-5, 332, r-Fr.  
Warrenton, Va., Liberty, Joe Trabucco

1 **Eric Green**\*\* ..... CB, 5-11, 189, r-Jr.  
Clewiston, Fla., Clewiston, Al Morrell

22 **James Griffin**† ..... ROV, 6-1, 191, Jr.  
Memphis, Tenn., East, Wayne Randall

14 **Chad Grimm** ..... LB, 5-10, 180, Fr.  
Fairfax, Va., Oakton, Pete Bendorf

64 **Jake Grove**\*\*\* ..... C, 6-3, 300, r-Sr.  
Forest, Va., Jefferson Forest, Ed Landis

4 **DeAngelo Hall**\*\* ..... CB/FL, 5-11, 195, Jr.  
Chesapeake, Va., Deep Creek, David Cox

27 **Justin Hamilton**\* ..... SE, 6-3, 217, r-So.  
Clintwood, Va., Clintwood, Bob Meade

82 **Brenden Hill** ..... SE, 6-1, 200, r-Fr.  
Newport News, Va., Warwick, Tommy Reamon

32 **Cedric Humes**\* ..... TB, 6-1, 232, r-So.  
Virginia Beach, Va., Princess Anne, Jeff Ballance

20 **Mike Imoh** ..... TB/WR, 5-7, 194, So.  
Fairfax, Va., Robinson, Mark Bendorf

12 **Richard Johnson**\*\* ... FL, 5-10, 189, r-Jr.  
Baltimore, Md., Milford Mill Academy, Reggie Brooks

25 **Kevin Jones**\*\* ..... TB, 6-0, 221, Jr.  
Chester, Pa., Cardinal O'Hara, George Stratts

90 **Jeff King**\* ..... TE/FB, 6-5, 256, r-So.  
Pulaski, Va., Pulaski County, Joel Hicks

91 **Jason Lallis**\*\* ..... DT, 6-0, 264, r-Jr.  
Mitchellville, Md., DeMatha, Bill McGregor

53 **Nick Leeson** ..... LB/DS, 6-1, 237, r-Fr.  
Abingdon, Va., Abingdon, Scott Allen

56 **Jonathan Lewis**\* ..... DT, 6-1, 299, So.  
Richmond, Va., Varina, Gary Chilcoat

70 **Kevin Lewis**\*\* ..... DT, 6-1, 292, r-Jr.  
Richmond, Va., Varina, Ed Bulheller

88 **Michael Malone** ..... SE, 6-3, 202, r-Fr.  
Friendswood, Texas, Friendswood, Steve Vanmeter

48 **Brandon Manning**+\*\* .. LB, 6-0, 214, r-Jr.  
Harrisburg, Pa., Central Dauphin, George Chaump

52 **Jimmy Martin**◇\* ..... OT, 6-5, 291, So.  
Fairfax, Va., Chantilly, Bob Herb

85 **Jared Mazzetta**\*\* ..... TE, 6-4, 258, r-Jr.  
Flemington, N.J., Hunterdon Central, Jim Meert

35 **Thomas McClelland** .... TB, 5-11, 191, Fr.  
Fredericksburg, Va., Stafford, Roger Pierce

29 **Brian McPherson** .... CB, 5-10, 184, r-Fr.  
Madison Hgts., Va., Amherst County, Mickey Crouch

76 **James Miller**\*\* ..... OG, 6-6, 300, Jr.  
Pompano Beach, Fla., Ft. Lauderdale, John Timmons

97 **Isaac Montgomery**† .... DT, 6-4, 297, r-Jr.  
Princeton, W. Va., Princeton, Ted Spadaro

66 **Will Montgomery** ..... OG, 6-3, 298, r-So.  
Clifton, Va., Centreville, Mike Skinner

72 **Jason Murphy**\* ..... OG, 6-2, 296, r-So.  
Baltimore, Md., Edmondson Westside, Pete Pompey

46 **Brandon Pace** ..... PK, 5-10, 191, r-Fr.  
Virginia Beach, Va., Kellam, Mike Dewitt

58 **Chris Pannell** ..... OT, 6-3, 279, r-So.  
Staunton, Va., Robert E. Lee, David Tibbs

50 **Mike Parham** ..... C, 5-11, 262, r-Fr.  
Petersburg, Va., Petersburg, Remus James

80 **Robert Parker** ..... FL, 6-1, 209, r-Fr.  
Chesapeake, Va., Oscar Smith, Bill Lyons

89 **Robert Peaslee**\*\*\* ..... H/P, 6-0, 202, r-Sr.  
Pulaski, Va., Pulaski County, Joel Hicks

68 **Robert Ramsey** ..... C, 6-3, 307, r-Jr.  
Coraopolis, Pa., Montour, Don Morgan

3 **Bryan Randall**\*\* ..... QB, 6-1, 221, Jr.  
Williamsburg, Va., Bruton, Kyle Neve

6 **Vegas Robinson**\*\* ..... LB, 6-0, 250, r-Sr.  
Chesapeake, Va., Deep Creek, David Cox

36 **Aaron Rouse** ..... LB, 6-3, 207, r-Fr.  
Virginia Beach, Va., First Colonial, Sam Scarborough

54 **Bob Ruff** ..... DE, 6-1, 231, Jr.  
McMurray, Pa., Peters Township, Garry Cathell

71 **Tim Sandidge**\* ..... DT, 6-1, 307, r-So.  
Madison Hgts., Va., Amherst County, Mickey Crouch

47 **Jeff Scudder**△ ..... PK, 6-0, 202, r-So.  
Springfield, Va., West Springfield, Frank Creneti

81 **Chris Shreve**\* ..... FL, 5-11, 183, r-Sr.  
Mouth of Wilson, Va., Grayson County, Bill Strong

55 **Darryl Tapp**\* ..... DE, 6-1, 257, So.  
Chesapeake, Va., Deep Creek, David Cox

41 **Jordan Trott**\* ..... LB, 6-4, 247, r-So.  
Torrance, Calif., Loyola, Steve Grady

5 **Marcus Vick** ..... QB, 6-0, 208, r-Fr.  
Newport News, Va., Warwick, Tommy Reamon

49 **Carter Warley**\*\*\* ..... PK, 5-11, 195, r-Sr.  
Richmond, Va., Fork Union, Mickey Sullivan

40 **Blake Warren**\* ..... LB, 6-3, 239, r-So.  
Clifton, Va., Centreville, Mike Skinner

17 **Garnell Wilds**\*\*\* ..... CB, 6-0, 200, r-Sr.  
Tampa, Fla., Hillsborough, Earl Garcia, Jr.

19 **Ernest Wilford**◇\*\*\* ..... SE, 6-4, 220, r-Sr.  
Richmond, Va., Armstrong/Franklin, Otis Brayboy

2 **Jimmy Williams**\* ..... FS, 6-3, 217, So.  
Hampton, Va., Bethel, Tracy Parker

86 **Keith Willis**\*\*\* ..... TE, 6-5, 261, r-Sr.  
Norfolk, Va., Norview, Carleton Thomas

## PRONUNCIATION GUIDE

Nathaniel ADIBI ..... uh-DEE-bee  
MIKAL BAAQEE ..... meh-KELL bah-KEY  
Noland BURCHETTE ..... bur-CHET  
John CANDELAS ..... can-DELL-us  
COLS COLAS ..... coles CO-las  
DeANGELO Hall ..... dee-ANNE-juh-lo  
Mike IMOH ..... EEE-moh  
Jason LALLIS ..... LAH-liss  
Jared MAZZETTA ..... muh-ZEH-tah  
Chris PANNELL ..... puh-NELL  
Robert PEASLEE ..... PEEZ-lee  
Tim SANDIDGE ..... SAN-didge  
Chris SHREVE ..... shreev  
Carter WARLEY ..... WOR-lee

\* varsity letters earned

√ also attended Hargrave Military Academy (Va.)

◇ also attended Fork Union Military Academy (Va.)

+ attended the U.S. Air Force Academy Prep School

§ also attended Millford (Conn.) Prep

‡ also attended Pasadena City College (Calif.)

† transferred from UNC

△ also attended Montgomery Junior College (Md.)

# TECH VS. CALIFORNIA

## HOKIES

- 1 Eric Green ..... CB
- 2 Jimmy Williams ..... FS
- 3 Bryan Randall ..... QB
- 4 DeAngelo Hall ..... CB/FL
- 5 Marcus Vick ..... QB
- 6 Vegas Robinson ..... LB
- 8 Vincent Fuller ..... CB
- 12 Richard Johnson ..... FL
- 13 Lance Goff ..... QB
- 14 Chad Grimm ..... LB
- 16 Chris Clifton ..... SE/QB
- 17 Garnell Wilds ..... CB
- 19 Ernest Wilford ..... SE
- 20 Mike Imoh ..... TB/WR
- 21 Michael Crawford ..... ROV
- 22 James Griffin ..... ROV
- 25 Kevin Jones ..... TB
- 27 Justin Hamilton ..... SE
- 29 Brian McPherson ..... CB
- 31 Mike Daniels ..... FS
- 32 Cedric Humes ..... TB
- 33 Chad Cooper ..... LB
- 34 Chris Ceasar ..... SE
- 35 Thomas McClelland ..... TB
- 36 Aaron Rouse ..... LB
- 37 Steve Canter ..... FB
- 38 Vinnie Burns ..... P
- 40 Blake Warren ..... LB
- 41 Jordan Trott ..... LB
- 42 James Anderson ..... LB
- 43 Doug Easlick ..... FB
- 44 John Candelas ..... TB
- 45 Mikal Baaqee ..... LB
- 46 Brandon Pace ..... PK
- 47 Jeff Scudder ..... PK
- 48 Brandon Manning ..... LB
- 49 Carter Warley ..... PK
- 50 Mike Parham ..... C
- 52 Jimmy Martin ..... OT
- 53 Nick Leeson ..... LB/DS
- 54 Bob Ruff ..... DE
- 55 Darryl Tapp ..... DE
- 56 Jonathan Lewis ..... DT
- 58 Chris Pannell ..... OT
- 60 Jacob Gibson ..... OG
- 61 Reggie Butler ..... OT
- 62 Travis Conway ..... DS
- 64 Jake Grove ..... C
- 66 Will Montgomery ..... OG
- 68 Robert Ramsey ..... C
- 70 Kevin Lewis ..... DT
- 71 Tim Sandidge ..... DT
- 72 Jason Murphy ..... OG
- 76 James Miller ..... OG
- 77 Brandon Gore ..... OG
- 79 Jon Dunn ..... OT
- 80 Robert Parker ..... FL
- 81 Chris Shreve ..... FL
- 82 Brenden Hill ..... SE
- 83 Nathaniel Adibi ..... DE
- 85 Jared Mazzetta ..... TE
- 86 Keith Willis ..... TE
- 87 David Clowney ..... FL
- 88 Michael Malone ..... SE
- 89 Robert Peaslee ..... H/P
- 90 Jeff King ..... TE/FB
- 91 Jason Lallis ..... DT
- 96 Noland Burchette ..... DE
- 97 Isaac Montgomery ..... DT
- 99 Cols Colas ..... DE

## WHEN TECH HAS THE BALL

### TECH OFFENSE (Multiple)

- SE 19 **ERNEST WILFORD** (6-4, 220, r-Sr.)
- 16 Chris Clifton (6-4, 195, r-So.)
- LT 52 **JIMMY MARTIN** (6-5, 291, So.)
- 61 Reggie Butler (6-6, 345, So.)
- LG 66 **WILL MONTGOMERY** (6-3, 298, r-So.)
- 77 Brandon Gore (6-5, 332, r-Fr.)
- C 64 **JAKE GROVE** (6-3, 300, r-Sr.)
- 68 Robert Ramsey (6-3, 307, r-Jr.)
- RG 60 **JACOB GIBSON** (6-4, 299, r-Sr.)
- 76 James Miller (6-6, 300, Jr.)
- RT 79 **JON DUNN** (6-7, 343, r-Jr.)
- 58 Chris Pannell (6-3, 279, r-So.)
- TE 86 **KEITH WILLIS** (6-5, 261, r-Sr.)
- 90 Jeff King (6-5, 256, r-So.)
- QB 3 **BRYAN RANDALL** (6-1, 221, Jr.)
- 5 Marcus Vick (6-0, 208, r-Fr.)
- TB 25 **KEVIN JONES** (6-0, 221, Jr.)
- 32 Cedric Humes (6-1, 232, r-So.)
- FB 43 **DOUG EASLICK** (5-11, 238, r-Sr.)
- 90 Jeff King (6-5, 256, r-So.)
- FL 27 **JUSTIN HAMILTON** (6-3, 217, r-So.)
- 20 Mike Imoh (5-7, 194, So.)

### CAL DEFENSE

- DE 91 **MONTE PARSON** (6-3, 265, Sr.)
- 90 Ryan Riddle (6-3, 240, Jr.)
- DT 76 **LORENZO ALEXANDER** (6-3, 295, Jr.)
- 72 Tom Sverchek (6-3, 295, Jr.)
- NT 57 **JOSH BECKHAM** (6-2, 270, Sr.)
- 52 Brandon Mebane (6-3, 250, Fr.)
- DE 94 **TOSH LUPOI** (6-3, 250, Jr.)
- 92 Ray Tago (6-3, 250, Jr.)
- OLB 40 **WENDELL HUNTER** (6-1, 230, Jr.)
- 9 Joe Maningo (6-1, 220, Jr.)
- MLB 9 **JOE MANINGO** (6-1, 220, Jr.)
- 59 Sid Slater (6-2, 225, Jr.)
- OLB 19 **FRANCIS BLAY-MIEZAH** (6-2, 230, Jr.)
- 58 Brian Tremblay (6-1, 235, Jr.)
- CB 13 **DAYMEION HUGHES** (6-2, 175, Fr.)
- 11 Harrison Smith (6-2, 190, So.)
- FS 23 **RYAN GUTIERREZ** (6-0, 180, Jr.)
- 20 Matt Giordano (6-0, 195, Jr.)
- ROV 21 **DONNIE MCCLESKEY** (5-10, 190, So.)
- 20 Matt Giordano (6-0, 195, Jr.)
- CB 3 **JAMES BETHEA** (6-0, 190, Sr.)
- 11 Harrison Smith (6-2, 190, So.)

## WHEN CAL HAS THE BALL

### TECH DEFENSE (4-3)

- DE 83 **NATHANIEL ADIBI** (6-3, 263, r-Sr.) or
- 55 Darryl Tapp (6-1, 257, So.)
- DT 70 **KEVIN LEWIS** (6-1, 292, r-Jr.)
- 71 Tim Sandidge (6-1, 307, r-So.)
- DT 56 **JONATHAN LEWIS** (6-1, 299, So.)
- 91 Jason Lallis (6-0, 264, r-Jr.)
- DE 99 **COLS COLAS** (6-0, 241, r-Sr.)
- 96 Noland Burchette (6-2, 253, r-Fr.)
- ILB 6 **VEGAS ROBINSON** (6-0, 250, r-Sr.)
- 40 Blake Warren (6-3, 239, r-So.)
- ILB 45 **MIKAL BAAQEE** (5-11, 240, r-Jr.)
- 41 Jordan Trott (6-4, 247, r-So.)
- OLB 48 **BRANDON MANNING** (6-0, 214, r-Jr.)
- 36 Aaron Rouse (6-3, 207, r-Fr.)
- BC 4 **DeANGELO HALL** (5-11, 195, Jr.)
- 8 Vincent Fuller (6-1, 191, r-Jr.)
- ROV 21 **MICHAEL CRAWFORD** (5-11, 202, r-Sr.)
- 22 James Griffin (6-1, 191, Jr.)
- FS 2 **JIMMY WILLIAMS** (6-3, 217, So.)
- 31 Mike Daniels (6-0, 209, r-Jr.)
- FC 1 **ERIC GREEN** (5-11, 189, r-Jr.)
- 8 Vincent Fuller (6-1, 191, r-Jr.)

### CAL OFFENSE

- WR 10 **BURL TOLER** (6-2, 285, Jr.)
- 85 Vincent Strang (5-8, 150, Sr.)
- LT 63 **MARK WILSON** (6-6, 295, Sr.)
- 71 Andrew Cameron (6-5, 310, Fr.)
- LG 65 **AARON MERZ** (6-4, 335, So.)
- 55 Jonathan Giesel (6-4, 300, Jr.)
- C 54 **MARVIN PHILIP** (6-2, 285, So.)
- 74 Nolan Bluntzer (6-4, 275, Sr.)
- RG 61 **RYAN O'CALLAGHAN** (6-7, 330, So.)
- 70 David Hays (6-3, 290, Sr.)
- RT 78 **CHRIS MURPHY** (6-6, 310, Sr.)
- 53 Derek Joyce (6-7, 290, Jr.)
- TE 11 **BRANDON HALL** (6-4, 245, Sr.)
- 87 John Rust (6-5, 240, So.)
- WR 6 **GEOFF McARTHUR** (6-1, 200, Jr.)
- 4 David Gray (6-3, 225, Fr.)
- QB 8 **AARON RODGERS** (6-2, 195, So.)
- 17 Reggie Robertson (6-2, 190, Jr.)
- FB 27 **CHRIS MANDERINO** (6-1, 230, So.)
- 38 Byron Storer (6-1, 210, r-Fr.)
- TB 18 **ADIMCHINOBE ECHEMANDU** (6-0, 225, Sr.)
- 30 J.J. Arrington (5-11, 215, Jr.)

## ON SPECIAL TEAMS

### TECH

- PK 38 Vinnie Burns (5-11, 199, r-Jr.)
- 49 Carter Warley (5-11, 195, r-Sr.)
- KO 46 Brandon Pace (5-10, 191, r-Fr.)
- DS 62 Travis Conway (6-4, 256, r-Jr.) P
- 53 Nick Leeson (6-1, 237, r-Fr.) FG/PAT
- Hold 89 Robert Peaslee (6-0, 202, r-Sr.)
- KOR 20 Mike Imoh, 32 Cedric Humes
- PR 4 DeAngelo Hall (5-11, 195, Jr.)

### CAL

- P 16 Tyler Fredrickson (6-3, 220, Sr.)
- PK 16 Tyler Fredrickson (6-3, 220, Sr.)
- DS 51 Matt Currin (6-1, 225, Jr.) P
- 57 Josh Beckham (6-2, 270, Sr.) FG/PAT
- Hold 17 Reggie Robertson (6-2, 190, Jr.)
- KOR 3 James Bethea (6-0, 190, Sr.)
- 30 J.J. Arrington (5-11, 215, Jr.)
- PR 85 Vincent Strang (5-8, 150, Sr.)

## GOLDEN BEARS

- 1 Noah Smith ..... WR
- 2 Marcus O'Keith ..... TB
- 3 James Bethea ..... CB
- 4 David Gray ..... WR
- 5 Lucas Everett ..... P/PK
- 5 Jonathan Makonnen ..... WR
- 6 Wade Forrester ..... CB
- 6 Geoff McArthur ..... WR
- 7 Thomas DeCoud ..... CB
- 7 Cary Dove ..... QB
- 8 Aaron Rodgers ..... QB
- 9 Joe Maningo ..... LB
- 9 Terrell Williams ..... RB
- 10 Burl Toler ..... WR
- 11 Brandon Hall ..... TE
- 11 Harrison Smith ..... CB
- 13 Daymeion Hughes ..... CB
- 14 Richard Schwartz ..... QB
- 15 Chase Lyman ..... WR
- 16 Tyler Fredrickson ..... P/PK
- 17 Reggie Robertson ..... QB
- 18 Adimchinobe Echemandu ..... TB
- 19 Francis Blay-Miezah ..... LB
- 20 Matt Giordano ..... SAF
- 21 Donnie McCleskey ..... DB
- 23 Ryan Gutierrez ..... SAF
- 23 Michael Porter ..... RB
- 24 Kenny Green ..... DB
- 25 Mike McGrath ..... CB
- 26 Ryan Foltz ..... SAF
- 27 Chris Manderino ..... FB
- 28 Kenny Frank ..... SAF
- 30 J.J. Arrington ..... TB
- 31 Tag McCurdy ..... LB
- 33 Kevin Ross ..... RB
- 34 Cliff Roberts ..... FB
- 36 Taylor Kunzi ..... P/PK
- 37 Eric Snell ..... SAF
- 37 Steve Torgersen ..... FB
- 38 Byron Storer ..... FB
- 39 Perron Wiley ..... LB
- 40 Wendell Hunter ..... LB
- 41 Garrett Tremblay ..... LB
- 42 Justin Airola ..... TE
- 43 Jaylon DeBruin ..... LB
- 44 Chris Purtz ..... LB
- 46 Brian Cristol ..... WR
- 46 Jordan Hunter ..... TE
- 47 Tom Schneider ..... PK
- 48 J.D. Cafaro ..... DE
- 49 Greg Yamamoto ..... LS
- 50 Andy Briner ..... LB
- 51 Matt Currin ..... LB
- 52 Brandon Mebane ..... DT
- 52 Scott Smith ..... OL
- 53 Derek Joyce ..... OL
- 54 Steve Kelly ..... LB
- 54 Marvin Philip ..... C
- 55 Jonathan Giesel ..... OL
- 55 Greg Van Hoesen ..... LB
- 57 Josh Beckham ..... DT
- 58 Brian Tremblay ..... LB
- 59 Sid Slater ..... LB
- 60 Jonathon Murphy ..... OL
- 61 Ryan O'Callaghan ..... OL
- 63 Mark Wilson ..... OL
- 64 Brett Livingston ..... OL
- 65 Aaron Merz ..... OL
- 67 Brian, De La Puente ..... OL
- 68 Michael Gray ..... OL
- 69 Matt Malele ..... DT
- 70 David Hays ..... OL
- 71 Andrew Cameron ..... OL
- 72 Tom Sverchek ..... DT
- 73 Leon Drummer ..... DT
- 73 James Lattos ..... OL
- 74 Nolan Bluntzer ..... OL
- 75 Erik Robertson ..... OL
- 76 Lorenzo Alexander ..... DT
- 78 Chris Murphy ..... OL
- 80 Eli Thompson ..... DE
- 80 Sean Young ..... WR
- 81 Joe Crenshaw ..... WR
- 83 Eric Beegun ..... TE
- 84 Ted Bruzzone ..... TE
- 85 Vincent Strang ..... WR
- 87 John Rust ..... TE
- 89 Randy Bundy ..... WR
- 90 Ryan Riddle ..... DE
- 91 Monte Parson ..... DE
- 92 Ray Tago ..... DE
- 94 Tosh Lupoi ..... DE
- 97 Brian Harrison ..... DE
- 98 Randall Perkins ..... DE
- 99 L.P. Ladouceur ..... DT



# ★ ALL-STAR HOKIES ★



**Jake GROVE**

**JAKE GROVE**

- Winner of the Rimington Trophy, given to the nation's top center
- First-team All-American by the Football Writers Association of America
- First-team All-American by the Walter Camp Football Foundation, Inc.
- First-team All-American by the American Football Coaches Association
- First-team All-American by *The Sporting News*
- First-team All-American by *Southern Football Weekly*
- First-team All-BIG EAST
- Semifinalist for the Lombardi Trophy



**Kevin Jones**

**KEVIN JONES**

- First-team All-American by the Football Writers Association of America
- First-team All-American by the Walter Camp Football Foundation, Inc.
- First-team All-American by the American Football Coaches Association
- First-team All-American by *The Sporting News*
- First-team All-BIG EAST
- Finalist for the Doak Walker Award
- Dudley Award winner (top college player in Virginia)



**DeAngelo HALL**

**DEANGELO HALL**

- Semifinalist for the Jim Thorpe Award
- Second-team All-American by *The Sporting News*
- Co-BIG EAST Special Teams Player of the Year
- First-team All-BIG EAST defensive back and return specialist

**NATHANIEL ADIBI**

- Second-team All-BIG EAST

**COLS COLAS**

- Second-team All-BIG EAST

**MICHAEL CRAWFORD**

- Second-team All-BIG EAST

**VEGAS ROBINSON**

- Second-team All-BIG EAST

**ERNEST WILFORD**

- Second-team All-BIG EAST

**VINNIE BURNS**

- Semifinalist for the Ray Guy Award

**NOLAND BURCHETTE**

- Rivals.com Freshman All-America honorable mention selection
- *The Sporting News* Freshman All-BIG EAST selection

**BRANDON GORE**

- *The Sporting News* Freshman All-BIG EAST selection

**AARON ROUSE**


- Rivals.com Freshman All-America honorable mention selection
- *The Sporting News* Freshman All-BIG EAST selection

**MARCUS VICK**

- *The Sporting News* Freshman All-BIG EAST selection

# MEET THE HOKIES

## NATHANIEL ADIBI



**Defensive End • 6-3 • 263 • r-Sr.**  
Hampton, Va. • Phoebus H.S.

An outstanding defensive end who plays key role for the Hokies as both a player and a leader ... A second-team All-BIG EAST selection ... Has started 44 games at end over the past four seasons, including three bowl games ... A hard worker who has shown steady progress during his time at Tech ... Combines good size with excellent strength and speed ... Is both intelligent and physical ...

**2003:** Started 10 games this season ... Has played 344 snaps on defense and 192 on special teams ... Enters the bowl game with 21 solo tackles and 21 assists ... Included in those 42 tackles are seven tackles for loss and 4.5 sacks ... Also has five passes broken up, 19 quarterback hurries, a forced fumble, a forced interception and a fumble recovery ... Also has a blocked kick ... Did not start against UCF because of a sprained ankle, but still played 25 snaps on defense ... Recorded three solo tackles, a quarterback hurry, a sack, a pass broken up and recovered a fumble ... Started against JMU, recording two solo stops and three assists ... Included in that was a tackle for loss ... Also had a pass break up ... Had three solo stops and an assist against Texas A&M ... Had a sack and two quarterback hurries ... Had a solo tackle and two quarterback hurries in the win over UConn ... Blocked a punt that was returned for a touchdown ... Had an assisted tackle and four quarterback hurries at Rutgers ... Also credited with two passes broken up, two big hits and forced an interception ... Had a solo stop and a pass broken up vs. Syracuse ... Had five tackles and two quarterback hurries at West Virginia ... Recorded four solo stops, three assists, one sack and four quarterback hurries against No. 2 Miami ... Had two solo tackles and five assists, including a sack,

as well as two quarterback hurries at Pittsburgh ... Had four solo tackles, including a sack, two assists and a quarterback hurry at Temple ... Had surgery on his right thumb on Nov. 16 ... Missed the Boston College game ... Returned to the starting lineup against Virginia, playing 51 snaps ... Had two assists, a quarterback hurry and a forced fumble ...

**Personal:** Nathaniel Barnell Adibi ... Born 1/25/81 in Mississippi ... Son of Abiodun and Leanne Adibi ... Brother, Xavier, is a freshman on the squad this year who is redshirting ... Majoring in residential property management.

Tackles	G	UT	AT	Tot.	Loss	Sacks
2000	11	28	17	45	8- 44	5- 33
2001	11	18	23	41	2- 11	1- 10
2002	14	37	18	55	15- 72	9- 61
2003	11	21	21	42	7- 39	4.5- 34
Career	47	104	79	183	32-166	19.5-138
2003 Tackles Game-by-Game						
UCF	1	3	0	3	1- 5	1- 5
JMU	1	2	3	5	1- 3	0- 0
TAMU	1	3	1	4	1- 17	0- 0
UCONN	1	1	0	1	0- 0	0- 0
at RU	1	0	1	1	0- 0	0- 0
SYR	1	1	0	1	0- 0	0- 0
at WVU	1	1	4	5	1- 2	0- 0
UM	1	4	3	7	1- 5	0.5- 5
at PITT	1	2	5	7	1- 2	1- 2
at TU	1	4	2	6	1- 5	1- 5
BC					Did not play	
at UVa	1	0	2	2	0- 0	0- 0

## JAMES ANDERSON



**Linebacker • 6-2 • 220 • r-So.**  
Chesapeake, Va. • Deep Creek H.S.

Brings good size, speed and athleticism to the position ... The leading tackler on special teams ... Played 238 total snaps on special teams this season ... Is a Super Iron Hokie in the weight room ... Set a position record for whip linebackers with a 341-pound push jerk during spring testing ...

**2003:** Saw action in all 12 games ... Leads the team in special teams tackles with 35 ... Also has four tackles on



defense ... Played six special teams snaps against UCF, registering three total tackles ... Was in for 12 defensive plays and 20 special teams plays against James Madison ... Had four tackles on defense and four tackles and a forced fumble on special teams ... Recorded three solo tackles and an assist on special teams against Texas A&M ... Had two solo tackles on special teams against Connecticut ... Recorded a solo stop and three assisted tackles on special teams at Rutgers ... Registered two solo tackles and an assist on special teams against Syracuse ... Had a solo tackle on special teams at West Virginia ... Recorded five solo tackles, all on special teams, against Miami ... Had three solo tackles and an assist at Pittsburgh ... Had a solo tackle on special teams at Temple ... Recorded two solo tackles and two assists, all on special teams, against Boston College ... Had a solo tackle on special teams against Virginia ...

**Personal:** James Nathaniel Anderson ... Born 9/26/83 in Roanoke Rapids, NC ... Son of James, Sr., and Brenda Anderson ... His father played basketball at North Carolina A&T ... Is enrolled in art.

Tackles	G	UT	AT	Tot.	Loss	Sacks
2002	14	28	20	48	3- 9	1.5- 8
2003	12	28	11	39	0- 0	0- 0
Career	26	56	31	87	3- 9	1.5- 8
2003 Tackles Game-by-Game						
UCF	1	1	1	2	0- 0	0- 0
JMU	1	7	1	8	0- 0	0- 0
TAMU	1	3	1	4	0- 0	0- 0
UCONN	1	1	1	2	0- 0	0- 0
at RU	1	1	3	4	0- 0	0- 0
SYR	1	2	1	3	0- 0	0- 0
at WVU	1	1	0	1	0- 0	0- 0
UM	1	5	0	5	0- 0	0- 0
at PITT	1	3	1	4	0- 0	0- 0
at TU	1	1	0	1	0- 0	0- 0
BC	1	2	2	4	0- 0	0- 0
at UVa	1	1	0	1	0- 0	0- 0



## MIKAL BAAQEE



**Linebacker • 5-11 • 240 • r-Jr.**  
Columbia, Md. • DeMatha H.S.

A physical player who has improved against the run ... Has started 23 games in his career ... Rates as a solid performer versus the passing game ... A play-maker with a nonstop motor ...

**2003:** Has started 11 games this season, playing 564 snaps on defense ... Is fourth on the team in tackles with 100 ... Has 60 solo tackles and 40 assists ... Included in those 100 tackles are two sacks and three tackles for loss ... Also has two quarterback hurries, a pass breakup and an interception ... Played 47 snaps against UCF, registering three solo tackles and two assists ... Had four solo stops and three assists against James Madison ... Recorded two solo tackles and five assists in the win over Texas A&M ... Recorded seven solo stops and two assists against UConn ... Had three solo tackles and five assists at Rutgers ... Recorded six solo tackles, one for a loss, two assists and a quarterback hurry in the win over Syracuse ... Had 10 solo tackles and four assists at West Virginia ... Missed the Miami game with a shoulder injury ... Recorded his first interception of the season at the end of the first half at Pittsburgh, picking off a pass in the end zone to save a touchdown ... Also had nine solo tackles and two assists ... Had four solo tackles, including two sacks, three assists and a quarterback hurry at Temple ... Tallied six solo tackles and nine assists against Boston College ... Had six solo tackles and three assists at Virginia ...

**Personal:** Mikal Rahim Baaqee ... Born 12/20/81 in Boston, MA ... Son of Susanne Bilal and Shakir Baaqee ... Enrolled in psychology.

Tackles	G	UT	AT	Tot.	Loss	Sacks
2001	11	4	3	7	0- 0	0- 0
2002	13	68	44	112	12- 50	3.5- 28
2003	11	60	40	100	3- 6	2- 5
Career	34	132	87	219	15- 56	5.5- 33
2003 Tackles Game-by-Game						
UCF	1	3	2	5	0- 0	0- 0
JMU	1	4	3	7	0- 0	0- 0
TAMU	1	2	5	7	0- 0	0- 0

UCONN	1	7	2	9	0- 0	0- 0
at RU	1	3	5	8	0- 0	0- 0
SYR	1	6	2	8	1- 1	0- 0
at WVU	1	10	4	14	0- 0	0- 0
UM					Did not play	
at PITT	1	9	2	11	0- 0	0- 0
at TU	1	4	3	7	2- 5	2- 5
BC	1	6	9	15	0- 0	0- 0
at UVa	1	6	3	9	0- 0	0- 0

## NOLAND BURCHETTE



**Defensive End • 6-2 • 253 • r-Fr.**  
Richmond, Va. • Highland Springs H.S.

Named to the 2003 Rivals.com Freshman All-America football team as an honorable mention selection ... Possesses good athleticism and a willingness to learn ... Is deceptively quick and agile ... Plays well in space ... A young player who is still learning ...


**2003:** Saw action in all 12 games, playing 320 defensive snaps ... Enters the bowl game with 17 solo tackles and 19 assists ... Included in those 36 stops are a sack and a tackle for loss ... Also has nine quarterback hurries and a forced fumble ... Played 25 snaps on defense against UCF ... Had an assisted tackle on special teams ... Had three total tackles, a forced fumble and a QB hurry against James Madison ... Had three tackles against Texas A&M ... Played 42 snaps on defense against UConn, recording six solo tackles, two assists and a quarterback hurry ... Had two solo tackles, a sack and two quarterback hurries at Rutgers ... Had two solo tackles and two assists, along with two quarterback hurries against Syracuse ... Recorded two assisted tackles at West Virginia ... Had three solo tackles, two assists and two quarterback hurries against Miami ... Tallied two assisted stops at Temple ... Had two assists and a quarterback hurry at Virginia ...

**Personal:** Noland Duke Burchette II ... Born 3/23/83 in Richmond, VA ... Son of Noland and Pollie Burchette ... Enrolled in university studies.

Tackles	G	UT	AT	Tot.	Loss	Sacks
2003	12	17	19	36	1- 8	1- 8
2003 Tackles Game-by-Game						
UCF	1	0	1	1	0- 0	0- 0
JMU	1	1	2	3	0- 0	0- 0
TAMU	1	1	2	3	0- 0	0- 0
UCONN	1	6	2	8	0- 0	0- 0
at RU	1	2	0	2	1- 8	1- 8

SYR	1	2	2	4	0- 0	0- 0
at WVU	1	0	2	2	0- 0	0- 0
UM	1	3	2	5	0- 0	0- 0
at PITT	1	1	2	3	0- 0	0- 0
at TU	1	0	2	2	0- 0	0- 0
BC	1	1	0	1	0- 0	0- 0
at UVa	1	0	2	2	0- 0	0- 0

## VINNIE BURNS



**Punter • 5-11 • 199 • r-Jr.**  
New Orleans, La. • St. Augustine H.S.

A two-time semifinalist for the Ray Guy Award, given to the nation's top collegiate punter ... Has been asked to sacrifice average for field position ... Excels in directional punting ... Mixes a strong leg with good athletic ability ...

**2003:** Has punted 55 times, averaging 39.7 yards per kick ... Has a net average of 36.1 yards ... Has had 15 punts downed inside the 20-yard line, four inside the five, six touchbacks and six fair catches ... Punted twice for an average of 39.5 yards per kick against UCF ... Had one punt downed at the 5-yard line ... Punted just once against James Madison, a 38-yarder that went into the end zone ... Punted four times against Texas A&M ... First punt was downed on the 1-yard line ... Punted six times for an average of 45.2 yards against the Aggies ... Had two punts downed inside the 20 with a long of 57 yards ... Punted four times for an average of 41.0 yards per kick at Rutgers ... Had one punt downed inside the 20-yard line ... Punted four times for a career-best average of 46.8 yards against the Scarlet Knights ... Had two downed inside the 20-yard line ... Had a long of 62 yards ... Averaged 41.2 yards on five punts at West Virginia ... Had a long of 62 yards and one downed inside the 20-yard line ... Punted eight times against No. 2 Miami, averaging 38.5 yards per kick ... Had four punts downed inside the 20-yard line ... Struggled in the cold weather at Pittsburgh, punting five times for an average of 27.2 yards per kick ... Averaged 42.4 yards on five punts at Temple ... Had one punt downed at the 1-yard line and a long of 51 yards ...


Punted six times for an average of 39.8 yards ... Had a long of 51 yards ... Kicked six times for an average of 39.5 yards at Virginia ... Had a long of 51 yards with one downed inside the 20 ...

**Personal:** Ronald Vincent Burns, Jr. ... Born 2/2/82 in New Orleans, LA ... Son of Ronald and Sheila Burns ... His dad serves on the Nokia Sugar Bowl committee ... Is studying sociology.

Punting	G	No.	Yds.	Avg.	LG	I20
2001	11	59	2233	37.8	63	20
2002	14	64	2591	40.5	58	22
2003	12	55	2185	39.7	62	15
Career	37	178	7009	39.4	63	57

2003 Punting Game-by-Game						
UCF	1	2	79	39.5	42	1
JMU	1	1	38	38.0	38	0
TAMU	1	3	108	36.0	48	1
UCONN	1	6	271	45.2	57	2
at RU	1	4	164	41.0	54	1
SYR	1	4	187	46.8	62	2
at WVU	1	5	206	41.2	62	1
UM	1	8	308	38.5	47	4
at PITT	1	5	136	27.2	46	1
at TU	1	5	212	42.4	51	1
BC	1	6	239	39.8	51	0
at UVa	1	6	237	39.5	51	1

## REGGIE BUTLER



**Offensive Tackle • 6-6 • 345 • So.**  
**Keswick, Va. • Monticello H.S.**

A young player with good potential ... Mixes excellent size with a desire to succeed ... Has made strides in the strength and conditioning program ...

**2003:** Played in all 12 games ... Saw action on 70 offensive snaps and 68 on special teams ... Served primarily on the PAT and field goal teams ... Played 12 snaps against UCF, grading out at 83 percent ... Played 21 snaps on offense against James Madison ... Played three snaps on offense against Rutgers ... Graded out at 87 percent against Syracuse with a knockdown ... Saw extensive action on the line at Temple, playing 26 snaps ... Had one knockdown block ...

**Personal:** Reginald Allan Butler ... Born 8/21/82 in Charlottesville, VA ... Son of Lee Ethel Butler ... Enrolled in university studies.

## JOHN CANDELAS



**Tailback • 6-0 • 209 • So.**  
**Blacksburg, Va. • Blacksburg H.S.**


Helps provide depth at the tailback position ... Has done a good job picking up the Tech system ... Possesses solid ability ... Has shown steady improvement at the position ...

**2003:** Saw action in four games ... Has 16 carries for 76 yards and a score ... Carried the ball nine times for a career-high 49 yards against James Madison ... Scored a touchdown from 3 yards out ... Carried the ball four times for nine yards against Syracuse ... Missed the last six games with a sprained ankle ...

**Personal:** John Edwin Candelas ... Born 4/21/83 in Miami, FL ... Son of Teresa Candelas and the late José Candelas ... Enrolled in human nutrition, foods and exercise.

Rushing	G	No.	Yds.	Avg.	TD	LG
2003	4	16	76	4.8	1	20

## STEVE CANTER



**Fullback • 6-0 • 236 • r-Sr.**  
**Virginia Beach, Va. • Kempsville H.S.**


One of the emotional leaders on the team ... Switched from linebacker to fullback during the spring ... A physical player who mixes toughness with a will to succeed ...

**2003:** Played in five games ... Saw action on eight offensive snaps against UCF ... Played seven snaps on offense and one on special teams against James

Madison ... Caught a pass for 13 yards in the win over UConn ... Was in briefly on offense at Rutgers ... Played 10 snaps on offense against Syracuse ...

**Personal:** Steven Christopher Canter ... Born 2/15/81 in Norfolk, VA ... Son of Judy and Ron Turner ... Enrolled in interdisciplinary studies.

## CHRIS CEASAR




**Split End • 5-10 • 178 • r-Fr.**  
**Delray Beach, Fla. • Spanish River H.S.**

A young receiver who is still adjusting to the college game ... Possesses good athletic ability ... Provides depth at the receiver position ...

**2003:** Saw action in seven games ... Was in for five offensive snaps against James Madison ... Played three snaps on offense and six on special teams against Syracuse ... Had a solo tackle on the kickoff coverage squad ... Had a solo tackle at West Virginia on kickoff coverage ... Was in on special teams against Miami, Pittsburgh and Virginia ...

**Personal:** Christopher Anthony Ceasar ... Born 12/20/82 ... Son of Willie and Dorothy Ceasar ... Enrolled in secondary education.

## CHRIS CLIFTON



**Split End • 6-4 • 195 • r-So.**  
**Chesapeake, Va. • Deep Creek H.S.**


Serves as the Hokies' No. 3 signal-caller, but has also contributed as a wide receiver ... Brings height and athletic ability to the receiver position ... Also contributes on the punt block team ...

**2003:** Played in all 12 games ... Has three receptions for 20 yards ... Caught one pass for 11 yards against UCF ... Served as the backup quarterback against James Madison ... His only pass attempt in that game was incomplete ... Played 12 snaps on offense against UConn, catching one pass for 3 yards ... Also scooped up a blocked punt and returned it 16 yards for a touchdown ... Caught one pass for 6 yards at West Virginia ... Was in for five special teams plays against Miami and five at Pittsburgh ... Was in for one offensive play and four on special teams against Boston College ...

**Personal:** Chris Arron Clifton ... Born 10/27/82 in Portsmouth, VA ... Son of Cheryl Clifton ... Enrolled in university studies.

Receiving	G	No.	Yds.	Avg.	TD	LG
2003	11	3	20	6.7	0	11

## DAVID CLOWNEY



**Wide Receiver • 6-1 • 170**  
Delray Beach, Fla. • Atlantic H.S.


The only true freshman to play this season ... A speedster who provides the Hokies with a deep-ball threat ... Saw more action as the season went along ...

**2003:** Saw action in 11 games, playing 96 snaps on offense and 42 on special teams ... Started his career out with a bang, catching two passes for 37 yards against UCF ... Hauled in a 27-yard touchdown pass from Marcus Vick late in the game ... Caught one pass for nine yards against James Madison ... Played 15 snaps on offense against UConn, catching one pass for 14 yards ... Was in for five snaps on special teams at West Virginia ... Played 13 snaps on offense against Miami ... Caught a 7-yard pass at Pittsburgh ... Was in for 14 snaps on offense against Boston College ... Played eight snaps on offense and five on special teams at Virginia ...

**Personal:** David Cortez Clowney IV ... Born 7/8/85 in Long Island, NY ... Son of Maria and Tracy Bean.

Receiving	G	No.	Yds.	Avg.	TD	LG
2003	12	5	67	13.4	1	27

## COLS COLAS



**Defensive End • 6-0 • 241 • r-Sr.**  
Plantation, Fla. • South Plantation H.S.

An experienced defensive end who has ability to put pressure on the quarterback and to make big plays... A second-team All-BIG EAST selection ... Possesses a combination of speed and power that makes him hard to handle on the corner ... Has played in 47 games, including 23 as a starter ... A Super Iron Hokie in the weight room who bench presses 410 pounds and runs a sub-4.5 forty ...

**2003:** Started 10 games this season ... Has played 451 defensive snaps thus far ... Has 30 solo stops and six assists ... Included in those 36 stops are a team-high 6.5 sacks and 13 tackles for loss ... Also has 16 quarterback hurries and four forced fumbles ... Had one tackle — a sack — against UCF ... Also had a quarterback hurry, a forced fumble and a pass broken up ... Had four solo tackles and an assist against JMU ... Included in those five tackles were a tackle for loss and a sack ... Had two solo stops and an assist against Texas A&M ... Had three QB hurries ... Registered two solo stops and a quarterback hurry in the win over UConn ... Was suspended for the Rutgers game ... Did not start against Syracuse, but recorded three solo tackles, a sack, a forced fumble and a quarterback hurry ... Recorded two solo tackles, both of which were for a loss, two assisted stops and a quarterback hurry at West Virginia ... Had a solo tackle, four quarterback hurries and a forced fumble against No. 2 Miami ... Registered six solo tackles, 1.5 sacks, a quarterback hurry and forced a fumble at Pittsburgh ... Tallied six solo tackles, including a sack and a tackle for loss, as well as an assist and two quarterback hurries at Temple ... Had two solo tackles, one of which was for a loss, and a quarterback hurry against Boston College ... Had a sack and an assist, along with a quarterback hurry, at Virginia ...

**Personal:** Colas Colas, Jr. ... Born 5/16/80 in Miami, FL ... Son of Evelyne



Colas ... Enrolled in residential property management.

Tackles	G	UT	AT	Tot.	Loss	Sacks
2000	10	6	14	20	0- 0	0- 0
2001	11	22	15	37	10- 58	3.5- 42
2002	14	34	17	51	19- 74	9- 48
2003	11	30	6	36	13- 52	6.5- 37
Career	46	92	52	144	42- 184	19- 107

2003 Tackles Game-by-Game						
UCF	1	1	0	1	1- 6	1- 6
JMU	1	4	1	5	2- 7	1- 6
TAMU	1	2	1	3	0- 0	0- 0
UCONN	1	2	0	2	1- 1	0- 0
at RU					Did not play	
SYR	1	3	0	3	1- 4	1- 4
at WVU	1	2	2	4	2- 9	0- 0
UM	1	1	0	1	0- 0	0- 0
at PITT	1	6	0	6	2- 7	1.5- 7
at TU	1	6	1	7	2- 12	1- 9
BC	1	2	0	2	1- 1	0- 0
at UVa	1	1	1	2	1- 5	1- 5

## TRAVIS CONWAY



**Deep Snapper • 6-4 • 256 • r-Jr.**  
Richmond, Va. • J.R. Tucker H.S.

Took over the Hokies' deep snapping duties this fall ... Has a good frame ... Got some experience in 2001 when he handled the snapping duties for punts much of the season ... Served as the backup in 2002 ...



**2003:** Saw action in all 13 games ... Handled all 55 of the punts with not one bad snap ... Had an assisted tackle on punt coverage against Miami ... Also had an assisted stop at Virginia ...

**Personal:** Travis Scott Conway ... Born 6/3/82 in Richmond, VA ... Son of Doug and Suzanne Conway ... His uncle, Andy Hromyak, was the starting punter for Tech in 1971 and '72 ... Enrolled in consumer studies.

## CHAD COOPER



**Linebacker • 6-2 • 215 • r-Jr.**  
Herndon, Va. • Oakton H.S.

Has come a long way since battling Guillain-Barré Syndrome during the spring of 2002 ... Possesses good athleticism and range ... Missed a few games with an injury, but returned to contribute on special teams ...

**2003:** Saw action in seven games, mostly on special teams ... Has played 12 snaps on defense and 60 on special teams ... Had six tackles on the year ... Played seven snaps on special teams against UCF ... Was in for 12 defensive plays and nine on special teams against James Madison ... Had three tackles on defense against the Dukes ... Also had two solo stops, a forced fumble and fumble recovery on special teams ... Missed the Texas A&M, UConn, Rutgers and Syracuse games with a shoulder injury ... Was cleared for the West Virginia game, but did not play ... Was in for five special teams plays against Miami and 11 at Pittsburgh ... Was in for all four kickoff returns at Temple ... Played 13 downs on special teams against Boston College ... Had a solo tackle on special teams at Virginia ...

**Personal:** Charlton Douglas Cooper ... Born 6/10/81 in Houston, TX ... Son of Tom and Connie Cooper ... His dad was a starter in the defensive secondary at Tech in the mid-1970s ... Studying marketing management.

Tackles	G	UT	AT	Tot.	Loss	Sacks
2001	11	2	7	9	0- 0	0- 0
2002	13	2	5	7	0- 0	0- 0
2003	7	5	1	6	0- 0	0- 0
Career	31	9	13	22	0- 0	0- 0

## MICHAEL CRAWFORD



**Rover • 5-11 • 202 • r-Sr.**  
Baltimore, Md. • Patterson H.S.

Has overcome a lot to return as Tech's starting rover... A second-team All-BIG EAST selection ... Is Tech's leading tackler heading into the bowl game ... Possesses experience and knows the expectations of the position ... Has worked extremely hard to be successful ... Combines top effort with a great attitude ... Set a position record for tackles in a season ...

**2003:** Played in and started all 12 games ... Has played 674 defensive snaps ... Enters the bowl game leading the team in tackles with 119 ... Has 67 solo stops and 52 assists ... Included in those 119 tackles are a sack and 11 tackles for loss ... Also has four passes broken up, an interception and a forced fumble ... Recorded two solo stops, five assists and a pass broken up in the opener against UCF ... Had four solo tackles, one of which was a sack, and three assists against James Madison ... Recorded a career-high 18 stops on national television against Texas A&M ... Had 11 solo tackles, four of which were for losses, seven assists and a pass broken up ... Tallied six solo stops, three assists and a pass broken up against UConn ... Recorded two solo tackles and four assists at Rutgers ... Had six solo tackles, three of which were for losses, and three assists against Syracuse ... Registered two solo stops and four assists at West Virginia ... Had three solo tackles, three assists and his first career interception against Miami ... Tallied seven solo tackles, including one for loss, and three assists at Pittsburgh ... Had six solo tackles and nine assists at Temple ... Played 78 snaps against Boston College, registering seven solo tackles, including one for a loss, four assists and a pass broken up ... Played 77 snaps at Virginia, registering 10 solo stops, three assists and a forced fumble ...


**Personal:** Michael Antonio Crawford ... Born 2/20/81 in Baltimore, MD ... Son of lantha Carrington ... Enrolled in family financial management.

Tackles	G	UT	AT	Tot.	Loss	Sacks
2000	9	3	3	6	0- 0	0- 0
2001	11	5	9	14	2- 14	1- 13
2002	13	31	18	49	4- 25	2- 18
2003	12	67	52	119	11- 28	1- 9
Career	45	106	82	188	17- 67	4- 40

### 2003 Tackles Game-by-Game

UCF	1	2	5	7	0- 0	0- 0
JMU	1	4	3	7	1- 9	1- 9
TAMU	1	11	7	18	4- 6	0- 0
UCONN	1	6	3	9	0- 0	0- 0
at RU	1	2	4	6	0- 0	0- 0
SYR	1	6	3	9	3- 9	0- 0
at WVU	1	2	4	6	0- 0	0- 0
UM	1	4	3	7	0- 0	0- 0
at PITT	1	7	3	10	1- 1	0- 0
at TU	1	6	9	15	0- 0	0- 0
BC	1	7	5	12	1- 1	0- 0
at UVa	1	10	3	13	1- 2	0- 0

## MIKE DANIELS



**Free Safety • 6-0 • 209 • r-Jr.**  
Fairfax, Va. • Fairfax H.S.


Holds down the No. 2 spot at free safety ... Is a solid defender against the run ... Works hard and plays a physical brand of football ... Knows the Tech system ... A solid tackler with a knack for being around the ball ...

**2003:** Saw action in 11 games ... Has 13 solo tackles and 14 assists ... Played 14 snaps on defense and four on special teams against UCF ... Had a solo tackle and two assists against the Golden Knights ... Was on the field for 27 defensive snaps against James Madison ... Had a solo stop and two assists that game ... Played seven special teams snaps against Texas A&M ... Played 33 snaps on defense against UConn, recording five solo stops and four assists ... Had two solo tackles and an assist at Rutgers ... Was in for brief action on special teams at West Virginia, against Miami and at Pittsburgh ... Played all of the second half on defense against Boston College ... Had two solo tackles and three assists in the game ...

**Personal:** Michael William Daniels ... Born 9/18/81 in Germany ... Son of Fletcher, Jr., and Carolyn Daniels ... Studying sociology.

Tackles	G	UT	AT	Tot.	Loss	Sacks
2001	11	12	16	28	0- 0	0- 0
2002	14	25	26	51	0- 0	0- 0
2003	11	13	14	27	0- 0	0- 0
Career	36	50	56	106	0- 0	0- 0


**JON DUNN**



**Offensive Tackle • 6-7 • 343 • r-Jr.**  
**Virginia Beach, Va. • Tallwood H.S.**

An imposing figure ... Has improved each game ... Has the size and physical ability to be a dominating force ... Gained the consistency and intensity coaches were looking for ...

**2003:** Played in and started 11 games ... Played a total of 640 offensive snaps, grading out a 83.6 percent ... Had 23 knockdown blocks ... Also played 60 snaps on special teams ... Was suspended for the opener against UCF for a violation of team policy ... Graded out at 80 percent with four knockdowns on 50 snaps against James Madison ... Played 60 snaps against Texas A&M, grading out at 83 percent with two knockdowns ... Played 37 snaps on offense against UConn, grading out at 84 percent with two knockdown blocks ... Played 66 snaps on offense at Rutgers with one knockdown block ... Graded out at 88 percent with a knockdown on 59



plays against Syracuse ... Graded out at 87 percent with five knockdowns on 55 plays at West Virginia ... Graded out at 86 percent with two knockdowns on 52 plays against Miami ... Played 61 snaps at Pittsburgh, grading out at 81 percent with three knockdowns ... Graded out at 88 percent on 67 plays with a knockdown at Temple ... Played 66 snaps against Boston College, grading out at 80 percent with a knockdown block ... Was in for all 67 snaps at Virginia, grading out at 85 percent with a knockdown ...

**Personal:** Jonathan Paul Dunn ... Born 12/12/81 in Norfolk, Va ... Son of Paula and Willie Heggins ... Enrolled in residential property management.

**DOUG EASLICK**



**Fullback • 5-11 • 238 • r-Sr.**  
**Marlton, N.J. • Cherokee H.S.**

Has developed into one of Tech's leaders on offense since taking over the starting fullback duties last season ... Started every game the past two years ... A punishing blocker who runs well and has great hands ... Knows how to use leverage from his high school days as a championship wrestler ...

**2003:** Started all 12 games ... Caught 16 passes for 132 yards ... Also carried the ball five times for 23 yards ... Caught two passes for 20 yards in the opener against UCF ... Had one carry for 8 yards against JMU ... Had two catches for 18 yards against Texas A&M ... Graded out at 82 percent blocking that game ... Graded out at 84 percent against UConn ... Caught three passes for 42 yards and had two solo tackles on special teams against Syracuse ... Caught two passes for 10 yards at West Virginia ... Carried the ball twice for 12 yards and had one catch against Miami ... Had an 11-yard catch and a solo tackle on special teams at Pittsburgh ... Caught a 2-yard pass and played 41 snaps at Temple ... Caught a career-high four passes for 31 yards against Boston College ... Played 23 snaps on offense and nine on special teams at Virginia ...


**Personal:** Arthur Doug Easlick ... Born 12/4/80 in Mt. Holly, NJ ... Son of Jon and Connie Easlick ... Enrolled in residential property management.

Rushing	G	No.	Yds.	Avg.	TD	LG
2000	6	8	32	4.0	0	18
2001	9	4	5	1.2	0	3
2002	14	19	92	4.8	0	17
2003	12	5	23	4.6	0	8
Career	41	36	152	4.2	0	18

Receiving	G	No.	Yds.	Avg.	TD	LG
2000	6	0	0	0.0	0	0
2001	9	4	54	13.5	1	22
2002	14	16	118	8.4	1	32
2003	12	16	132	8.3	0	36
Career	41	36	304	8.4	0	36

2003 Receiving Game-by-Game						
UCF	1	2	20	10.0	0	10
JMU	1	0	0	0.0	0	0
TAMU	1	2	18	9.0	0	13
UConn	1	0	0	0.0	0	0
at RU	1	0	0	0.0	0	0
SYR	1	3	42	14.0	0	36
at WVU	1	2	10	5.0	0	7
UM	1	1	-2	0.0	0	0
at PITT	1	1	11	11.0	0	11
at TU	1	1	2	2.0	0	2
BC	1	4	31	7.8	0	11
at UVa	1	0	0	0.0	0	0

**VINCENT FULLER**



**Cornerback • 6-1 • 191 • r-Jr.**  
**Baltimore, Md. • Woodlawn H.S.**

A good-sized corner ... Combines excellent skills with speed and athleticism ... Can also help out at free safety if needed ... Started three games this year ...

**2003:** Played in all 12 games ... Enters the bowl game with 27 solo tackles and 26 assists ... Also has seven passes broken up, three fumble recoveries, two forced fumbles, one interception, one quarterback hurry and a blocked kick ... Had three assists and a pass break up against UCF ... Recorded an assisted stop against James Madison ... Had two solo tackles on defense and one on special teams against Texas A&M ... Had three solo stops, two assists and a pass broken up against UConn ... Had three solo tackles, two assists and a pass broken up at Rutgers ... Recorded two tackles against Syracuse ... Had three assisted tackles and a pass broken up at

West Virginia ... Also recovered a fumble and returned it 50 yards for his first collegiate touchdown ... Recorded six total tackles, two passes broken up and an interception against No. 2 Miami ... Got the start at Pittsburgh and recorded five solo tackles, three assists, two forced fumbles and two fumble recoveries ... Started at Temple and recorded two solo stops, three assists, a quarterback hurry and a pass break up ... Got the start against Boston College, registering three solo stops and three assists ... Also had an assisted tackle on special teams ... Had two solo tackles and an assist at Virginia ... Also had two assists on special teams ...

**Personal:** Vincent Fuller II ... Born 8/3/82 in Baltimore, MD ... Son of Vincent Fuller and Renee Richardson ... A cousin of former Tech safety Damien Russell ... Studying business information technology.

Tackles	G	UT	AT	Tot.	Loss	Sacks
2001	10	5	7	12	0- 0	0- 0
2002	14	16	7	23	1- 10	0.5- 10
2003	12	27	26	53	0- 0	0- 0
Career	36	48	40	88	1- 10	0.5- 10

**2003 Tackles Game-by-Game**

UCF	1	0	3	3	0- 0	0- 0
JMU	1	0	1	1	0- 0	0- 0
TAMU	1	3	0	3	0- 0	0- 0
UCONN	1	3	2	5	0- 0	0- 0
at RU	1	3	2	5	0- 0	0- 0
SYR	1	1	1	2	0- 0	0- 0
at WVU	1	0	3	3	0- 0	0- 0
UM	1	3	3	6	0- 0	0- 0
at PITT	1	5	3	8	0- 0	0- 0
at TU	1	2	3	5	0- 0	0- 0
BC	1	3	4	7	0- 0	0- 0
at UVa	1	4	1	5	0- 0	0- 0

Interceptions	G	No.	Yds.	Avg.	TD	LG
2001	10	0	0	0.0	0	0
2002	14	4	0	0.0	0	0
2003	12	1	33	33.0	0	33
Career	36	5	33	6.6	0	33

**JACOB GIBSON**



**Offensive Guard • 6-4 • 299 • r-Sr.**  
Rocky Mount, Va. • Franklin County H.S.

Anchors the offensive line as one of two senior starters ... Missed some time with a knee injury, but is back for the bowl game ... Has started 27 games in his

career ... Can play any position on the line ...

**2003:** Has played in and started 10 games this year ... Has played 530 snaps on offense, grading out at 85.1 percent ... Has 26 knockdown blocks ... Was forced to start at right tackle in the opener against UCF ... Graded out at 85 percent with a team-high four knockdown blocks ... Moved back to left guard for the James Madison game and graded out at 85 percent with one knockdown block ... Had three knockdown blocks and played 62 snaps on offense against Texas A&M ... Moved to right guard for the UConn game and played 39 snaps ... Started at right guard again at Rutgers, grading out at 80 percent with two knockdown blocks ... Graded out at 90 percent with two knockdowns against Syracuse, starting at left guard ... Moved back to right guard at West Virginia, grading out at 90 percent with five knockdown blocks on 52 snaps ... Graded out at 86 percent with three knockdowns on 37 snaps against Miami ... Graded out at 84 percent on 53 plays with two knockdowns before injuring his knee against Pittsburgh ... MRI revealed a sprained MCL, forcing him to miss the Temple game ... Dressed, but did not play, for the Boston College game ... Returned to start the Virginia game ... Played all 67 snaps, grading out at 92 percent with four knockdowns ...

**Personal:** Jacob Edward Gibson ... Born 1/29/81 in Rocky Mount, VA ... Son of William B. and Martha Sue Gibson ... His father, Benny, played football for East Carolina ... Is studying curriculum and instruction.


**LANCE GOFF**



**Quarterback • 5-11 • 199 • r-Jr.**  
Wytheville, Va. • George Wythe H.S.

A versatile team player ... Serves as the scout team quarterback ... Also helps signal in plays on game days ... Works hard and always gives top effort ...

**2003:** Played in three games, mostly on special teams ... Saw action against James Madison, directing the offense on a 75-yard touchdown drive ... Completed



his only pass attempt, a 31-yarder to Jeff King ... Had an assisted tackle on kickoff coverage against Syracuse ...

**Personal:** Lance Gwynn Goff ... Born 3/29/82 in Radford, VA ... Son of Dennis and Judy Goff ... Is studying management.

**BRANDON GORE**



**Offensive Guard • 6-5 • 332 • r-Fr.**  
Warrenton, Va. • Liberty-Bealeton H.S.

Possesses the ability to play either guard spot ... Has great size and strength ... A great team player who has worked to improve his fundamentals ... Sees most of his action on special teams ...

**2003:** Played in 11 games ... Contributed mainly on the PAT and field goal teams ... Was in on 37 offensive snaps ... Saw brief action on offense against UCF ... Played 21 snaps on offense against James Madison, recording one knockdown block ... Was in for five special teams plays against Texas A&M and six offensive snaps against UConn ... Was in briefly on offense at Rutgers and against Syracuse ... Was in for two snaps against West Virginia and five against Miami on special teams ... Played all four PAT snaps at Pittsburgh ... Was in for six snaps on special teams against Boston College ... Was in for three PAT snaps at Virginia ...

**Personal:** Brandon Lee Gore ... Born 11/7/83 in Warrenton, VA ... Son of Tom and Nadine Gore ... Enrolled in university studies.



## ERIC GREEN



**Cornerback • 5-11 • 189 • r-Jr.  
Clewiston, Fla. • Clewiston H.S.**

Returned to action after missing the entire 2002 season with a torn ACL in his left knee ... Possesses good size and athletic ability ... Leads the team in interceptions this season ... Also a threat on special teams, having blocked four career kicks ...

**2003:** Saw action in all 12 games, starting five ... Enters the bowl game with 38 solo tackles and 17 assists ... Included in those 55 stops are two tackles for loss ... Has three interceptions with 166 return yards, the fifth-highest single-season total in school history ... Also has six passes broken up, one quarterback hurry and a blocked kick ... Returned to action against UCF after a year off, playing 28 snaps on defense and 14 on special teams ... Had three solo stops, one for a loss, and a pass broken up ... Was in for 22 defensive plays and 15 special teams plays against James Madison ... Recorded a solo tackle and an assist ... Played 26 defensive snaps against Texas A&M and 14 on special teams ... Had two tackles and an assist ... Recorded his first interception of the season against UConn, returning it 84 yards for a touchdown ... Also had a solo stop, four assists and two passes broken up against the Huskies ... Had a solo tackle and two assists at Rutgers ... Recorded five solo tackles, one which was for a loss, and two assists against Syracuse ... Got his first start of the season at West Virginia, recording three tackles ... Started against Miami and had a big game ... Recorded eight solo tackles, three assists and a quarterback hurry ... Also had a blocked field goal and a 51-yard touchdown on an interception return ... Started at Pittsburgh and tallied four solo tackles ... Had two solo tackles and an assist at Temple ... Played 41 snaps against Boston College, recording three solo tackles, an assist and an interception which he returned 31 yards ... Also had a solo tackle on special

teams ... Recorded five solo tackles and an assist at Virginia ... Had a blocked punt picked up for a touchdown called back by a penalty ...


**Personal:** Eric Denaud Green ... Born 3/16/82 in Pahokee, FL ... Son of Janice Freeman and Willie Green ... Enrolled in residential property management.

Tackles	G	UT	AT	Tot.	Loss	Sacks
2000	11	19	12	31	1- 22	0- 0
2001	10	11	7	18	1- 10	0- 0
2003	12	38	17	55	2- 6	0- 0
Career	33	68	36	104	4- 38	0- 0

2003 Tackles Game-by-Game						
UCF	1	3	0	3	1- 2	0- 0
JMU	1	1	1	2	0- 0	0- 0
TAMU	1	2	1	3	0- 0	0- 0
UConn	1	1	4	5	0- 0	0- 0
at RU	1	1	2	3	0- 0	0- 0
SYR	1	5	2	7	1- 4	0- 0
at WVU	1	2	1	3	0- 0	0- 0
UM	1	8	3	11	0- 0	0- 0
at PITT	1	4	0	4	0- 0	0- 0
at TU	1	2	1	3	0- 0	0- 0
BC	1	4	1	5	0- 0	0- 0
at UVa	1	5	1	6	0- 0	0- 0

Interceptions	G	No.	Yds.	Avg.	TD	LG
2000	11	4	51	12.8	0	41
2001	10	0	0	0.0	0	0
2003	12	3	166	55.3	2	84
Career	33	7	217	31.0	2	84

## JAMES GRIFFIN



**Rover • 6-1 • 191 • Jr.  
Memphis, Tenn. • East H.S.**

A junior college All-American who entered Tech last January ... Possesses outstanding physical skills ... Runs well and plays with a good motor ...

**2003:** Played in all 12 games ... Saw action on 173 defensive plays and 104 special teams plays ... Enters the bowl with 15 solo tackles and 10 assists ... Included in those 25 stops are two tackles for loss and a sack ... Also has two passes broken up and a quarterback hurry ... Played 10 snaps on defense against UCF ... Had two assists and a quarterback hurry ... Was in for 21 snaps on defense against James Madison and 18 on special teams ... Had a solo tackle, an assist and a pass break up ... Played 14 defensive plays against Texas A&M and 13 on special teams ... Had two solo tackles, one of which was a sack to end

the game ... Played 46 snaps on defense against UConn, recording seven solo stops and two assists ... Played 29 snaps at Rutgers, recording two assists ... Had three solo tackles on special teams and one on defense in the win over Syracuse ... Had an assisted tackle at West Virginia ... Registered two tackles against Miami ... Played nine snaps on defense at Pittsburgh ... Had an assisted tackle at Temple ...


**Personal:** James J. Griffin ... Born 12/28/81 in Memphis, TN ... Son of Jackie Griffin and Eric Avant ... Enrolled in interdisciplinary studies.

Tackles	G	UT	AT	Tot.	Loss	Sacks
2003	12	15	10	25	2- 15	1- 13

2003 Tackles Game-by-Game						
UCF	1	0	2	2	0- 0	0- 0
JMU	1	1	1	2	0- 0	0- 0
TAMU	1	2	0	2	2- 15	1- 13
UConn	1	7	2	9	0- 0	0- 0
at RU	1	0	2	2	0- 0	0- 0
SYR	1	4	0	4	0- 0	0- 0
at WVU	1	0	1	1	0- 0	0- 0
UM	1	1	1	2	0- 0	0- 0
at PITT	1	0	0	0	0- 0	0- 0
at TU	1	0	1	1	0- 0	0- 0
BC	1	0	0	0	0- 0	0- 0
at UVa	1	0	0	0	0- 0	0- 0

## CHAD GRIMM



**Linebacker • 5-10 • 185 • Fr.  
Vienna, Va. • Oakton H.S.**

A walk-on who contributes on Tech's special teams ... Shows good instincts on the kickoff coverage team ...

**2003:** Saw action in eight games, all on special teams ... Has three solo tackles on the season ... Dressed against UConn and had a solo stop ... Had a solo tackle against Rutgers ... Was in for five kickoff coverages against Syracuse ... Played two plays at West Virginia ... Was in for five kickoffs against Miami ... Had a solo tackle on special teams at Pittsburgh ... Was in for six kickoff coverages against Boston College ...

**Personal:** Chad Russell Grimm ... Born 5/18/85 in Fairfax, VA ... Son of Russ Grimm ... Father was a member of the Washington Redskins for several years, earning Pro Bowl honors four consecutive years ... Enrolled in university studies.

**JAKE GROVE**



**Center • 6-3 • 300 • r-Sr.  
Forest, Va. • Jefferson Forest H.S.**

A great leader who really sets the pace for the rest of the offensive line ... A two-time All-American ... A first-team All-America center by the FWAA, AFCA, *The Sporting News* and the Walter Camp Football Foundation this year ... Also named to the *Southern Football Weekly* first-team All-America squad ... The winner of the Rimington Trophy, given to the nation's top center ... Was a semifinalist for the Lombardi Award ... A first-team All-BIG EAST selection ... Has started the last 32 games ... A relentless warrior on the field ... Tech's strongest player with a 500-pound bench press ... Has good athletic ability to go with his strength ...

**2003:** Has played 704 offensive snaps, grading out at 91.8 percent ... Has graded above 86 percent in every game this season ... Has 48 knockdown blocks, tops on the team ... Played 70 snaps on offense against UCF, grading out at 86 percent ... Had three knockdown blocks ... Was in for 55 offensive snaps against James Madison, grading out at 90 percent with three knockdown blocks ... Played 60 snaps against Texas A&M, grading out at 92 percent with four knockdown blocks ... Played 35 snaps against UConn, grading out at 94 percent with three knockdown blocks ... Was in for 65 snaps at Rutgers, grading out at 92 percent with three knockdown blocks ... Played 51 snaps against Syracuse, grading out at a team-high 96 percent with three knockdowns ... Added long snapping to his resume, snapping for all six PATs and three field goals ... Was in for 55 snaps against West Virginia, grading out at 89 percent with five knockdown blocks ... Played 52 snaps against No. 2 Miami, grading out at 88 percent with three knockdowns ... Was in for 61 snaps at Pittsburgh, grading out at 93 percent with a season-high six knockdown blocks ... Also handled the four PAT snaps ... Played 67 snaps on offense at Temple, grading out at 84 percent with six more knockdown blocks

... Again handled the PAT and field goal snapping duties ... Was in for 66 snaps on offense against Boston College, grading out at 93 percent with four knockdown blocks ... Graded out at 92 percent on 67 snaps with five knockdowns at Virginia ...

**Personal:** Charles Jacob Grove ... Born 1/22/80 in Johnson City, TN ... Son of Chuck and Ruth Grove ... His dad is a Tech graduate ... Enrolled in residential property management.

**DEANGELO HALL**



**Cornerback/Flanker • 5-11 • 195 • Jr.  
Chesapeake, Va. • Deep Creek H.S.**

An exciting player whose talents have allowed him the opportunity to contribute big plays on offense, defense and special teams this season ... A second-team All-American by *The Sporting News* ... Named the BIG EAST Co-Special Teams Player of the Year ... A first-team All-BIG EAST selection as both a defensive back and return man ... One of 13 semifinalists for the Thorpe Award, given to the nation's top collegiate defensive back ... Possesses extraordinary athletic ability and speed ... Set a Tech football record with a 4.15 clocking in the forty during the spring ... Has excellent coverage skills ...

**2003:** Is seventh in the nation in punt return average ... Leads the BIG EAST in punt return average for the second year in a row ... Has 54 solo stops and 26 assists on the year with one interception ... Included in those 80 stops are two tackles for loss ... Also had five passes broken up ... Has one quarterback hurry, one forced fumble, a fumble recovery and a touchdown on defense ... Has caught seven passes for 86 yards and a touchdown ... Also has two rushes for 21 yards and a score ... Is averaging 14.5 yards per punt return with two touchdowns ... Became the first Tech player in nearly six years to play both ways in a game when he saw 10 plays on offense and 28 on defense against UCF ... Caught two passes for 41 yards, including a 29-yard touchdown ... Defensively, had two solo tackles and an assist ... Had three tackles and an interception against James Madison ... Had a 9-yard reception in that game and

returned three punts for 105 yards, including returns of 49 and 47 yards ... Had two solo stops and two assists against Texas A&M ... Had two solo tackles and a 27-yard punt return against UConn ... Had four solo tackles and an assist on defense at Rutgers ... Also caught two passes for 23 yards in that game ... Had a monster game against Syracuse, scoring three touchdowns ... Set a Tech and BIG EAST record with two punt returns for touchdowns ... Scored on returns of 58 and 60 yards ... Also had a 24-yard touchdown run on offense and had three passes broken up and a tackle on defense ... That effort earned him BIG EAST Special Teams Player of the Week honors ... Recorded 13 tackles — six solo — at West Virginia ... Had eight solo tackles and three assists against Miami ... Had a forced fumble, fumble recovery and 28-yard touchdown all on the same play to open Tech's scoring ... Performance earned him BIG EAST Defensive Player of the Week honors ... Was suspended for the first half of the Pittsburgh game ... Came back to record four solo tackles in the second half and return a punt 20 yards ... Had five solo tackles and three assists on defense at Temple ... Also caught two passes for 13 yards ... Posted one of his best efforts of the year against Boston College ... Had nine solo tackles, including one for a loss and four assists ... Also had two passes broken up and a quarterback hurry ... Tallied 10 solo tackles and three assists at Virginia ...

**Personal:** DeAngelo Eugene Hall ... Born 11/19/83 in Chesapeake, VA ... Son of Joan Hall ... Enrolled in secondary education.

Tackles	G	UT	AT	Tot.	Loss	Sacks
2001	11	24	18	42	0- 0	0- 0
2002	12	36	19	55	0- 0	0- 0
2003	12	54	26	80	2- 4	0- 0
Career	35	114	63	177	2- 4	0- 0

2003 Tackles Game-by-Game						
UCF	1	2	1	3	0- 0	0- 0
JMU	1	1	2	3	0- 0	0- 0
TAMU	1	2	2	4	0- 0	0- 0
UCONN	1	2	0	2	0- 0	0- 0
at RU	1	4	1	5	0- 0	0- 0
SYR	1	1	0	1	0- 0	0- 0
at WVU	1	6	7	13	0- 0	0- 0
UM	1	8	3	11	0- 0	0- 0
at PITT	1	4	0	4	0- 0	0- 0
at TU	1	5	3	8	0- 0	0- 0
BC	1	9	4	13	1- 3	0- 0
at UVa	1	10	3	13	1- 1	0- 0

Interceptions	G	No.	Yds.	Avg.	TD	LG
2001	11	3	37	12.3	0	35
2002	12	4	100	25.0	1	49
2003	12	1	0	0.0	0	0
Career	35	8	137	17.1	1	49

Punt Ret	G	No.	Yds.	Avg.	TD	LG
2001	11	1	0	0.0	0	0
2002	12	22	352	16.0	2	71
2003	12	30	434	14.5	2	60
Career	35	53	786	14.8	4	71

Receiving	G	No.	Yds.	Avg.	TD	LG
2003	12	7	86	12.3	1	29

Rushing	G	No.	Yds.	Avg.	TD	LG
2003	12	2	21	10.5	1	24

**JUSTIN HAMILTON**



**Split End • 6-3 • 217 • r-So.**  
Clintwood, Va. • Clintwood H.S.

A big, strong player with good speed and athletic ability ... Has made a nice adjustment to the move to wide receiver ... Possesses a good feel for the game ... Is smart and motivated ...

**2003:** Has played in all 12 games this season, starting six ... Enters the bowl game second on the team in receptions with 23 ... Has 282 yards receiving and a touchdown ... Opened the season with four receptions for 55 yards and a touchdown against UCF ... Caught four passes for 56 yards against James Madison ... Made the start against Texas A&M, but didn't catch any passes in the rainy weather ... Was in briefly against UConn before sustaining a sprained ankle ... Came back to play against Rutgers, catching three passes for 28 yards ... Caught a 5-yard pass against Syracuse ... Got the start at West Virginia, catching three passes for 35 yards ... Played 22 snaps on offense against Miami ... Got the start at Pittsburgh and recorded two catches for 35 yards ... Had three catches for 40 yards at Temple ... Graded out at 87 percent for the Boston College game ... Had three catches for 28 yards at Virginia ...

**Personal:** Justin Lee Hamilton ... Born 9/17/82 in Norton, VA ... Son of Beth Stanley ... Enrolled in hospitality and tourism management.

Receiving	G	No.	Yds.	Avg.	TD	LG
2002	13	5	56	11.2	0	23
2003	12	23	282	12.3	1	29
Career	25	28	338	23.5	1	29

2003 Receiving Game-by-Game						
UCF	1	4	55	13.8	1	22
JMU	1	4	56	14.0	0	17
TAMU	1	0	0	0.0	0	0
UConn	1	0	0	0.0	0	0
at RU	1	3	28	9.3	0	15
SYR	1	1	5	5.0	0	5
at WVU	1	3	35	11.7	0	14
UM	1	0	0	0.0	0	0
at PITT	1	2	35	17.5	0	29
at TU	1	3	40	13.3	0	18
BC	1	0	0	0.0	0	0
at UVa	1	3	28	9.3	0	14

**BRENDEN HILL**




**Split End • 6-1 • 200 • r-Fr.**  
Newport News, Va. • Warwick H.S.

A talented player who provides depth at the split end position ... Possesses good size, but must continue working in the athletic performance program to enhance his strength and speed ...

**2003:** Dressed for the Boston College and Virginia games, but did not play ...

**Personal:** Brenden Dee Hill ... Born 7/7/84 in Newport News, VA ... Son of Ms. Shawn Hill ... Enrolled in university studies.

**CEDRIC HUMES**



**Tailback • 6-1 • 232 • r-So.**  
Virginia Beach, Va. • Princess Anne H.S.

A big, powerful runner who is hard to bring down ... Mixes good athletic ability with outstanding speed ... Gives the Hokies another threat at the tailback position ... Also doubles as one of the deepmen on kickoff returns ...

**2003:** Has played in all 12 games ... Enters the bowl with 64 carries for 377 yards and five touchdowns ... Is averaging 5.9 yards per carry ... Had a long of 58 yards ... Returned 15 kickoffs for an average of 16.9 yards ... Had a long of 33 yards ... Carried the ball nine times for 45 yards in the opener against UCF ... Had a 33-yard kickoff return ... Filled in for an injured Kevin Jones against James Madison, carrying the ball 15 times for 75 yards and three touchdowns ... Had six carries for 33 yards against Texas A&M ... Had a 29-

yard kickoff return ... Carried the ball five times for 77 yards, including a 58-yard touchdown run against UConn ... Ran six times for 43 yards at Rutgers, including a 35-yard touchdown run ... Carried the ball three times for 15 yards at West Virginia ... Had just two carries against Miami and one at Pittsburgh ... Had two carries for 16 yards at Temple ... Had four carries for 15 yards and a 4-yard catch against Boston College ... Had a kickoff return for 14 yards and a 2-yard carry at Virginia ...


**Personal:** Cedric Akeem Humes ... Born 8/7/83 in Virginia Beach, VA ... Son of Alfred and Sheria Humes ... Enrolled in university studies.

Rushing	G	No.	Yds.	Avg.	TD	LG
2002	14	16	68	4.2	0	9
2003	12	64	377	5.9	5	58
Career	26	80	445	5.6	5	58

2003 Rushing Game-by-Game						
UCF	1	9	45	5.0	0	11
JMU	1	15	75	5.0	3	11
TAMU	1	6	33	5.5	0	10
UConn	1	5	74	14.8	1	58
at RU	1	6	43	7.2	1	35
SYR	1	9	54	6.0	0	19
at WVU	1	3	15	5.0	0	10
UM	1	2	1	0.5	0	1
at PITT	1	1	4	4.0	0	4
at TU	1	2	16	8.0	0	13
BC	1	5	15	3.0	0	8
at UVa	1	1	2	2.0	0	2

Receiving	G	No.	Yds.	Avg.	TD	LG
2000	14	7	76	10.9	0	26
2003	12	4	31	7.8	0	14
Career	26	11	107	9.7	0	26

**MIKE IMOH**



**Tailback/Wide Receiver • 5-7 • 194 • So.**  
Fairfax, Va. • Robinson H.S.

A talented young back who does an excellent job in all phases of the game ... A tough runner with good speed and quickness ... Has seen more time recently as a receiver in Tech's four-wide formation ... Also works as one of the deepmen on kickoff returns ...

**2003:** Became one of the top kickoff return men in the BIG EAST and the nation, averaging 29.1 yards per return with one touchdown ... Is fifth nationally in returns, averaging 29.07 per return





Mike Imoh

... Has caught eight passes for 105 yards and three touchdowns ... Has also carried the ball 22 times for 86 yards ... Had four rushes for 10 yards in the opener against UCF ... Carried the ball 11 times for 60 yards against James Madison ... Had a 29-yard kickoff return ... Became the first Tech player to return a kickoff for a touchdown since 1992 when he took the opening kick of the second half back 91 yards for a score against UConn ... Also carried the ball twice for five yards ... Made the move to receiver for the Rutgers game and came up with two big plays ... Caught a pair of 10-yard touchdown passes ... Carried the ball four times on offense against Syracuse ... Returned the opening kickoff against Miami 37 yards ... Averaged 25 yards per return with a long of 50 yards on five returns at Pittsburgh ... Caught one pass for 20 yards and had a 34-yard kickoff return at Temple ... Caught a 4-yard pass against Boston College and had a 32-yard kickoff return ... Caught his third touchdown pass of the season at Virginia, a 43-yarder ... Had two catches for 49 yards in the game ...


**Personal:** Michael U. Imoh ... Born 7/21/84 in Fairfax, VA ... Son of James and Alice Imoh ... Enrolled in university studies.

Rushing	G	No.	Yds.	Avg.	TD	LG
2002	5	10	38	3.8	0	18
2003	11	22	86	3.9	0	13
Career	16	32	124	3.9	0	18

2003 Rushing Game-by-Game						
UCF	1	4	10	2.5	0	6
JMU	1	11	60	5.5	0	12
TAMU	1	0	0	0.0	0	0
UConn	1	2	5	2.5	0	3
at RU	1	0	0	0.0	0	0
SYR	1	4	-2	0.0	0	2
at WVU				Did not play		
UM	1	0	0	0.0	0	0
at PITT	1	0	0	0.0	0	0
at TU	1	1	13	13.0	0	13
BC	1	0	0	0.0	0	0
at UVa	1	0	0	0.0	0	0

Receiving	G	No.	Yds.	Avg.	TD	LG
2002	5	4	28	7.0	1	19
2003	11	8	105	13.1	3	43
Career	16	12	133	11.1	4	43

## RICHARD JOHNSON




Flanker • 5-10 • 189 • r-Jr.  
Baltimore, Md. • Milford Mill Academy

Brings plenty of potential to the receiver positions ... Had some setbacks with injuries this year, but is ready to go for the bowl game ... Is a quick, elusive runner who excels in the open field ... Adjusts to the ball and makes catches ...

**2003:** Played in nine games, starting two ... Enters the bowl game fourth on the team in receptions with 11 ... Has 86 yards receiving and a touchdown ... Opened the season with four catches for 55 yards ... Had a 21-yard touchdown catch ... Led the team with three receptions for 13 yards in the rain and wind against Texas A&M ... Played 10 snaps on offense before sustaining a sprained MCL against UConn ... Missed the Rutgers, Syracuse and West Virginia games with the injury ... Returned for the West Virginia game, but didn't catch any passes ... Played 22 snaps on offense against Miami ... Did not play at Pittsburgh ... Saw extensive action at Temple, playing 17 snaps ... Caught three passes for 19 yards ... Caught a 6-yard pass against Boston College ... Played 19 snaps on offense at Virginia ...

**Personal:** Richard M. Johnson ... Born 6/17/82 in Baltimore, MD ... Son of Betty and Rodney Swayne ... Enrolled in secondary education.



Richard Johnson

Receiving	G	No.	Yds.	Avg.	TD	LG
2001	7	4	34	8.5	0	20
2002	13	14	147	10.5	0	39
2003	9	11	86	7.8	1	21
Career	29	29	267	9.2	1	39
2003 Receiving Game-by-Game						
UCF	1	4	48	12	1	21
JMU	1	0	0	0.0	0	0
TAMU	1	3	13	4.3	0	6
UConn	1	0	0	0.0	0	0
at RU				Did not play		
SYR				Did not play		
at WVU	1	0	0	0.0	0	0
UM	1	0	0	0.0	0	0
at PITT				Did not play		
at TU	1	3	19	6.3	0	8
BC	1	1	6	6.0	0	6
at UVa	1	0	0	0.0	0	0

## KEVIN JONES



Tailback • 6-0 • 221 • Jr.  
Chester, Pa. • Cardinal O'Hara H.S.

One of the top tailbacks in the collegiate ranks ... A first-team All-American by the FWAA, AFCA, *The Sporting News* and the Walter Camp Football Foundation ... A finalist for the Doak Walker Award ... A unanimous first-team All-BIG EAST selection ... Has announced he will forgo his senior season and enter the NFL ... A finalist for the Dudley Award, given to the state's top collegiate player ... A tough, physical runner with blazing speed ... Has become a good blocker and is running good pass routes out of the backfield ... Is tough to bring down ... Coaches feel he is one of the best running backs to ever play at Virginia Tech ...

**2003:** Holds the school record for rushing yardage in a season with 1,494 yards ... Also holds the Tech record for 100-yard rushing games in a season with eight ... Has carried the ball 265 times for 1,494 yards and 20 touchdowns ... Averages 124.5 yards per game, eighth in the nation ... Is 21st in the nation as an all-purpose runner, averaging 135.83 total yards per game ... Is sixth in the nation in scoring, averaging 10.0 points per game ... Also has caught 10 passes for 136 yards ... Carried the ball 22 times for 83 yards against UCF ... Had two touchdown runs, coming from 1-yard and 18-yards out ... Was on his way to a big

game against James Madison before a late hit out of bounds sidelined him for the rest of the game ... Ended up with 12 carries for 57 yards ... Also had a 10-yard reception ... Had 188 yards rushing against Texas A&M, scoring three touchdowns ... Played a little more than a half against UConn, carrying the ball just 12 times for 105 yards and a touchdown ... Carried the ball 26 times at Rutgers for 118 yards and a touchdown ... Recorded his fourth consecutive 100-yard game, rushing for 131 yards and two touchdowns on 19 carries against Syracuse ... Carried the ball just 11 times for 57 yards at West Virginia after the Hokies fell behind and were forced to pass more ... Also had one catch for 14 yards ... Rushed 26 times for 124 yards and a touchdown against No. 2 Miami ... Ran for a school-record 241 yards on 30 carries at Pittsburgh ... Also had a career-high four touchdowns ... Longest run of the game came on an 80-yard score ... Tied the school record with his sixth 100-yard game of the season ... Despite being ill on the sidelines, ran for 150 yards and a touchdown at Temple ... Had a long run of 47 yards ... Recorded his seventh 100-yard rushing game of the season, a new Tech record ... Rushed for 165 yards against Boston College and posted 57 yards receiving ... Broke the school record for single-season rushing yards with a 13-yard touchdown run in the third quarter ... The score was one of three on the day ... Had a long run of 62 yards and a long reception of 55 yards ... Rushed for 75 yards on 25 attempts and caught three passes for 41 yards at Virginia ... Scored two short touchdowns ...

**Personal:** Kevin S. Jones ... Born 8/21/82 in Chester, PA ... Son of Thomas and Tracey Jones ... His father was a high school All-America basketball player ... Is studying business.

Rushing	G	No.	Yds.	Avg.	TD	LG
2001	11	175	957	5.5	5	87
2002	13	160	871	5.4	9	67
2003	12	265	1494	5.6	20	80
Career	36	600	3322	5.5	34	87

2003 Rushing Game-by-Game						
UCF	1	22	83	3.8	2	25
JMU	1	12	57	4.8	0	13
TAMU	1	30	188	6.3	3	27
UCONN	1	12	105	8.8	1	23
at RU	1	26	118	4.5	1	18
SYR	1	19	131	6.9	2	33
at WVU	1	11	57	5.2	0	13
UM	1	26	124	4.8	1	27
at PITT	1	30	241	8.0	4	80
at TU	1	28	150	5.4	1	47
BC	1	24	165	6.9	3	62
at UVa	1	25	75	3.0	2	13

Receiving	G	No.	Yds.	Avg.	TD	LG
2001	11	6	47	7.8	0	21
2002	13	4	21	5.2	0	10
2003	12	10	136	13.6	0	55
Career	36	20	204	10.2	0	55



Jeff King

## JEFF KING



**Tight End/Fullback • 6-5 • 256 • r-So.**  
Pulaski, Va. • Pulaski County H.S.

Saw action at tight end and fullback this season ... Brings a new dimension to the Tech offense when he is in the game ... Combines outstanding size with good athleticism ... Is tough and smart ... Excels as a blocker and has outstanding hands ...

**2003:** Played in all 12 games, starting two ... Has six receptions for 109 yards and a touchdown ... Caught one pass for 23 yards in the opener against UCF ... Had a 31-yard reception late against James Madison ... Caught a 10-yard touchdown pass to open the scoring against Texas A&M ... Had a 6-yard reception at West Virginia ... Played 35 snaps against Miami, grading out at 88 percent ... Started at Pittsburgh ... Had an 18-yard reception ... Got the start at Temple as a tight end and hauled in a 21-yard pass for a first down ... Played 40 snaps on offense against Boston College and 39 at Virginia ...

**Personal:** Jeffrey W. King ... Born 2/19/83 in Pulaski, VA ... Son of Jerry and Lynn King ... Majoring in finance.

Receiving	G	No.	Yds.	Avg.	TD	LG
2002	14	1	19	19.0	1	19
2003	12	6	109	18.2	1	31
2002	26	7	128	18.3	2	31

## JASON LALLIS



**Defensive Tackle • 6-0 • 264 • r-Jr.**  
Mitchellville, Md. • DeMatha H.S.

A talented defensive lineman ... Offsets his smaller stature by playing with determination, quickness and a great motor ... Suffered a few injuries, but overcame them to come back and play ...

**2003:** Saw action in 10 games, playing 230 defensive snaps ... Enters the bowl game with nine solo tackles and 15 assists ... Included in those 24 tackles are a sack and a tackle for loss ... Also has three passes broken up and an interception ... Played 21 snaps on defense against UCF ... Picked off a pass and rumbled 45 yards for a touchdown, his second career score ... Had two solo tackles and an assist against James Madison ... Saw action on 25 defensive snaps against Texas A&M, registering one quarterback hurry ... Played 24 snaps on defense against UConn, registering four assisted tackle ... Suffered a sprained MCL in that game ... Missed the Rutgers game with the injury ... Returned to post two solo tackles and three assists against Syracuse ... Had two solo stops and three assists at West Virginia ... Recorded three tackles, a quarterback hurry and a forced interception against No. 2 Miami ... Had a sack at Pittsburgh, but dislocated his shoulder on the play, forcing him to miss the Temple game ... Returned to play against Boston College, playing 25 snaps and recording a solo tackle ... Was in for 23 defensive snaps at Virginia, registering two assists and a quarterback hurry ...

**Personal:** Jason Christopher Lallis ... Born 2/4/82 in Washington, DC ... Son of Everett, Jr., and Martha Lallis ... Studying marketing management.

Tackles	G	UT	AT	Tot.	Loss	Sacks
2001	11	7	8	15	1- 3	1- 3
2002	12	24	24	48	4- 32	2- 27
2003	10	9	15	24	1- 3	1- 3
Career	33	40	47	87	6- 38	4- 33

2003 Tackles Game-by-Game						
UCF	1	0	0	0	0- 0	0- 0
JMU	1	2	1	3	0- 0	0- 0
TAMU	1	0	0	0	0- 0	0- 0

UCONN	1	0	4	4	0-0	0-0
at RU			Did not play			
SYR	1	2	3	5	0-0	0-0
at WVU	1	2	3	5	0-0	0-0
UM	1	1	2	3	0-0	0-0
at PITT	1	1	0	1	1-3	1-3
at TU			Did not play			
BC	1	1	0	1	0-0	0-0
at UVa	1	0	2	2	0-0	0-0

<b>Interceptions</b>	<b>G</b>	<b>No.</b>	<b>Yds.</b>	<b>Avg.</b>	<b>TD</b>	<b>LG</b>
2003	10	1	45	45.0	1	45

## NICK LEESON




**Deep Snapper • 6-1 • 237 • r-Fr.**  
Abingdon, Va. • Abingdon H.S.

Handled most of Tech's PAT and field goal snaps ... Combines intelligence with a tough, physical style of play ... Has worked hard in the athletic performance program ... Joined the team as a walk-on in January 2002 ...

**2003:** Played in nine games ... Handled 47 total snaps on PATs and field goals with zero bad snaps ...

**Personal:** Nicholas Brooke Leeson ... Born 10/29/82 in Clarksburg, WV ... Son of Billy and Cathy Leeson ... His dad was an offensive lineman at Tech (1982-84) ... Enrolled in human nutrition, foods and exercise.

## JONATHAN LEWIS



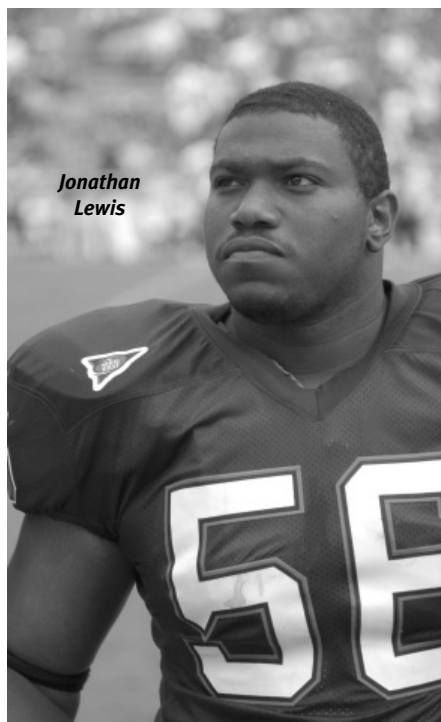
**Defensive Tackle • 6-1 • 299 • So.**  
Richmond, Va. • Varina H.S.

Has explosiveness and power at the point of attack ... Fills the holes, but also sheds blockers well ... Teams up with his older brother, Kevin, to form a formidable

front ... Has the potential to become a special player ...

**2003:** Played in and started all 12 games ... Enters the bowl game with 32 solo tackles and 33 assists ... Included in those 65 stops are seven tackles for loss and four sacks ... Also has six quarterback hurries, two forced fumbles, one pass break up and an interception ... Opened the season with a solo tackle, three assists and a pass broken up against UCF ... Recorded four assists on 25 defensive snaps against James Madison ... Played 40 snaps against Texas A&M, recording four solo tackles, five assists and a quarterback hurry ... Played 44 snaps against UConn, registering four solo tackles, one which was for a loss, and an assisted stop ... Recorded his first collegiate interception at Rutgers, coming off a pass tipped by Nathaniel Adibi ... Also tallied three solo tackles, two assists and two passes broken up ... Registered four solo tackles, one which was for a loss, and three assists against Syracuse ... Had two solo tackles, three assists and a forced fumble at West Virginia ... Had six solo tackles, three assists and 2.5 sacks against No. 2 Miami ... Had three solo tackles, two assists and half a sack at Pittsburgh ... Had four assists and a quarterback hurry at Temple ... Had three solo tackles and an assist against Boston College ... Had two solo tackles, including a sack, and two assists, along with two quarterback hurries at Virginia ...

**Personal:** Jonathan M. Lewis ... Born 7/12/84 in Richmond, VA ... Son of David and Gale Lewis ... His brother, Kevin, is a




redshirt-junior defensive tackle on the Tech squad ... Enrolled in university studies.

<b>Tackles</b>	<b>G</b>	<b>UT</b>	<b>AT</b>	<b>Tot.</b>	<b>Loss</b>	<b>Sacks</b>
2002	14	33	23	56	7-23	2-12
2003	12	32	33	65	7-16	4-14
Career	26	65	56	121	14-39	6-26

<b>2003 Tackles Game-by-Game</b>						
UCF	1	1	3	4	0-0	0-0
JMU	1	0	4	4	0-0	0-0
TAMU	1	4	5	9	0-0	0-0
UCONN	1	4	1	5	1-1	0-0
at RU	1	3	2	5	0-0	0-0
SYR	1	4	3	7	1-1	0-0
at WVU	1	2	3	5	0-0	0-0
UM	1	6	3	9	3-11	2.5-11
at PITT	1	3	2	5	1-1	0.5-1
at TU	1	0	4	4	0-0	0-0
BC	1	3	1	4	0-0	0-0
at UVa	1	2	2	4	1-2	1-2

## KEVIN LEWIS



**Defensive Tackle • 6-1 • 292 • r-Jr.**  
Richmond, Va. • Varina H.S.

A playmaker who is physical and aggressive ... Holds his own at the point of attack ... Teams up with his younger brother, Jonathan, to form a formidable front ...

**2003:** Played in 11 games, starting 10 ... Enters the bowl game with 17 solo tackles and 23 assists ... Included in those 40 stops are five tackles for loss and three sacks ... Also has six quarterback hurries ... Got the start beside his brother in the opener against UCF ... Saw action on 30 snaps ... Had a solo stop, a quarterback hurry and a pass broken up against James Madison ... Had three solo stops and two assists against Texas A&M ... Had one TFL and a QB hurry ... Recorded two solo tackles and two assists in the win over UConn ... Recorded his first sack of the year at Rutgers ... Had four solo stops, an assist and a QB hurry in that game ... Registered three assisted tackles against Syracuse ... Had two solo tackles and six assists at West Virginia ... Had two solo tackles, a sack, five assisted tackles and two quarterback hurries against No. 2 Miami ... Had two solo tackles, including a sack, and an assist at Pittsburgh ... Had a solo tackle, including a tackle for loss, three assists and a quarterback hurry




before leaving the game with a knee injury ... MRI revealed a Grade 2 sprain of his left MCL ... Missed the Boston College game ... Returned to play 23 snaps at Virginia ... Had a solo tackle and two quarterback hurries in that game ...

**Personal:** Kevin André Lewis ... Born 4/26/80 in Richmond, VA ... Son of David and Gale Lewis ... His father played football at North Carolina A&T ... His brother, Jonathan, is a sophomore defensive tackle on the Tech squad ... Enrolled in history.

Tackles	G	UT	AT	Tot.	Loss	Sacks
2000	8	7	8	15	3- 8	0- 0
2002	11	25	24	49	5- 15	1- 8
2003	11	17	23	40	5- 21	3- 15
Career	30	49	55	104	13- 44	4- 23

2003 Tackles Game-by-Game						
UCF	1	0	0	0	0- 0	0- 0
JMU	1	1	0	1	0- 0	0- 0
TAMU	1	3	2	5	1- 3	0- 0
UCONN	1	2	2	4	0- 0	0- 0
at RU	1	3	1	4	1- 7	1- 7
SYR	1	9	3	3	0- 0	0- 0
at WVU	1	2	6	8	0- 0	0- 0
UM	1	2	5	7	1- 2	1- 2
at PITT	1	2	1	3	1- 6	1- 6
at TU	1	1	3	4	1- 3	0- 0
BC					Did not play	
at UVa	1	1	0	1	0- 0	0- 0

## MICHAEL MALONE



**Split End • 6-3 • 202 • r-Fr.**  
Friendswood, Texas • Friendswood H.S.

A promising young receiver ... Brings excellent size and athletic ability to the split end position ... Comes from an athletic background ... His father, Moses Malone, is a member of the NBA Hall of Fame ...

**2003:** Played in nine games, mostly on special teams ... Saw action on 41 special teams snaps this season ... Was in for one special teams play against UCF ... Saw action on five offensive plays and one on special teams against James Madison ... Played on 11 special teams plays against Syracuse and six against Miami ... Was in for five special teams plays at Pittsburgh, five at Temple, four against Boston College and five at Virginia ...

**Personal:** Michael Earl Malone ... Born 3/9/84 in Houston, TX ... Son of Moses and Alfreda Malone ... Enrolled in university studies.

## BRANDON MANNING



**Linebacker • 6-0 • 214 • r-Jr.**  
Harrisburg, Pa. • Central Dauphin H.S.

Brings experience and an excellent knowledge of the Tech defense to the position ... Has started 24 games in his career ... A good tackler who is a Super Iron Hokie in the strength and conditioning program ... Joined the Tech squad as a walk-on and earned a scholarship with hard work and steady play ...

**2003:** Played in and started 11 games ... Enters the bowl game third on the team in tackles with 101 ... Has 59 solo and 42 assists ... Included in that total are five tackles for loss and a sack ... Also has five quarterback hurries and two passes broken up ... Played 39 snaps in the opener against UCF, recording seven solo tackles, three of which were for losses, and an assist ... Was suspended for the James Madison game for a violation of team policy ... Returned to the Texas A&M game, playing 25 snaps on defense ... Recorded three assisted tackles in that game ... Had three solo tackles, five assists and a quarterback hurry against UConn ... Tallied five solo tackles, one which was for a loss, and five assists at Rutgers ... Had four assists against Syracuse ... Had 12 solo tackles, four assists and a pass broken up at West Virginia ... Tallied eight solo stops, five assists and three quarterback hurries against Miami ... Tallied three solo tackles, one which was for a loss, and an assist at Pittsburgh ... Had six solo tackles and six assists at Temple ... Played 80 snaps against Boston College, recording nine solo stops, including a sack, five assists, a quarterback hurry and a pass broken up ... Played all 77 snaps at Virginia, tallying six solo stops, including one for a loss, and three assists ...

**Personal:** Brandon Lee Manning ... Born 5/12/81 in Philadelphia, PA ... Son of Dr. Richard and Linda Manning ... Enrolled in human nutrition, foods and exercise.

Tackles	G	UT	AT	Tot.	Loss	Sacks
2001	11	7	5	12	0- 0	0- 0
2002	14	37	38	75	5- 14	1- 6
2003	11	59	42	101	5- 27	1- 15
Career	36	103	85	188	10- 41	2- 21

2003 Tackles Game-by-Game						
UCF	1	7	1	8	1- 2	0- 0
JMU					Did not play	
TAMU	1	0	3	3	0- 0	0- 0
UCONN	1	3	5	8	0- 0	0- 0
at RU	1	5	5	10	1- 2	0- 0
SYR	1	0	4	4	0- 0	0- 0
at WVU	1	12	4	16	0- 0	0- 0
UM	1	8	5	13	0- 0	0- 0
at PITT	1	3	1	4	1- 6	0- 0
at TU	1	6	6	12	0- 0	0- 0
BC	1	9	5	14	1- 15	1- 15
at UVa	1	6	3	9	1- 2	0- 0

## JIMMY MARTIN



**Offensive Tackle • 6-5 • 291 • So.**  
Fairfax, Va. • Chantilly H.S.

One of the biggest surprises on the line this year ... Ranks as one of the best athletes on the offensive line ... Has the potential to become an outstanding player ...

**2003:** Played in and started all 12 games ... Has played 699 offensive snaps, grading out at 85.3 percent with 24 knockdown blocks ... Opened the season by grading out at 87 percent with a knockdown on 70 snaps against UCF ... Graded out at 84 percent on 57 plays with a knockdown against James Madison ... Played 62 snaps against Texas A&M, grading out at 88 percent with two knockdowns ... Played 39 snaps on offense against UConn, recording two knockdown blocks ... Graded out at a team-high 94 percent with a knockdown block at Rutgers ... Graded out at 88 percent on 59 snaps with a knockdown block against Syracuse ... Played 55 snaps at West Virginia, grading out at 89 percent with three knockdowns ... Graded out at 88 percent with a knockdown on 52 plays against Miami ... Played all 61 offensive snaps at Pittsburgh, grading out at 86 percent with three knockdowns ... Played 67 snaps at Temple, grading out at 87 percent with five knockdown blocks ... Graded out at 90 percent on 66 snaps with two knockdowns against Boston College ...

Played all 67 offensive snaps at Virginia, recording two knockdowns ...

**Personal:** James Mercer Martin III ... Born 10/19/82 in Fairfax, VA ... Son of Susan Martin and Jim Martin ... Enrolled in university studies.

**JARED MAZZETTA**



**Tight End • 6-4 • 258 • r-Jr.**  
**Flemington, N.J.**  
**Hunterdon Central H.S.**


Has good size and athletic ability ... Adds depth to the tight end position ... Serves as a lead blocker in goal-line situations ... Also sees a lot of action on special teams ...

**2003:** Saw action in all 12 games ... Has been in for 171 snaps on offense and 174 on special teams ... Has three catches for 44 yards this year ... Has one assisted tackle ... Played 16 snaps on offense and 14 on special teams in the opener against UCF ... Was in for 30 snaps on offense and 10 on special teams against James Madison ... Played 19 total snaps, 13 on special teams, against Texas A&M ... Caught his first pass of the season at Rutgers, a 16-yard reception ... Caught two passes for 28 yards, including a diving catch for 19 yards, against Syracuse ... Played briefly at West Virginia ... Was in for 10 snaps on offense and 14 on special teams against Miami ... Played 15 offensive snaps and 15 on special teams at Pittsburgh ... Played 18 snaps on offense and 11 on special teams at Temple ... Played 13 snaps on offense and 19 on special teams against Boston College ... Was in for 10 snaps on offense and 14 on special teams at Virginia ...

**Personal:** Jared Albert Mazzetta ... Born 6/4/81 in Plainfield, NJ ... Son of Mary Mazzetta and Anthony Mazzetta ... Enrolled in secondary education.

Receiving	G	No.	Yds.	Avg.	TD	LG
2001	11	0	0	0.0	0	0
2002	11	1	19	19.0	0	19
2003	12	3	44	14.7	0	19
Career	34	4	63	15.8	0	19

**THOMAS MCCLELLAND**



**Tailback • 5-11 • 191 • Fr.**  
**Fredericksburg, Va. • Stafford H.S.**

A talented tailback who joined the team as an invited walk-on ... Was the AAA State Offensive Player of the Year as a senior ... Served as a valuable asset on the scout team and kickoff coverage unit ...

**2003:** Played in seven games ... Has seen action on 27 special teams plays, recording seven total tackles ... Dressed for the Connecticut game and was in for two plays on special teams ... Played three plays on special teams at Rutgers, registering a solo tackle ... Recorded an assisted tackle on special teams against Syracuse ... Tallied a solo tackle and an assist on special teams against Miami ... Recorded two solo tackles on special teams at Temple ... Had a solo tackle on the kickoff coverage unit against Boston College ...

**Personal:** Thomas Michael McClelland ... Born 3/10/85 ... Son of Mark and Melissa McClelland ... Enrolled in university studies.

**BRIAN MCPHERSON**



**Cornerback • 5-10 • 184 • r-Fr.**  
**Madison Heights, Va. • Amherst H.S.**

A young cornerback who is still adjusting to the college game ... Has good athletic ability and great feet ... Saw most of his action on special teams ...

**2003:** Played in nine games ... Has three solo tackles and an assist ... Saw limited action on defense and special

teams against UCF ... Had two solo tackles ... Played three total plays against James Madison, recording two solo tackles ... Was in for just one play against Texas A&M, but came up with a huge play ... Recovered a muffed kickoff to set up the game-clinching touchdown ... Had an assisted tackle on special teams against UConn ... Had a solo tackle on special teams against Miami ...

**Personal:** Brian Keith McPherson ... Born 5/11/84 in Camden, NJ ... Son of Kerry and Barbara McPherson ... His older brother, Kevin, played football at Hampton University ... Great uncle Vincent Johnson was an offensive lineman at Tech in the late 1970s ... Studying business.

**JAMES MILLER**




**Offensive Guard • 6-6 • 300 • Jr.**  
**Pompano Beach, Fla. • Ft. Lauderdale H.S.**

Has outstanding size and excellent lower body strength ... Can play either guard position ... A coachable player with good work habits ... Possesses a great desire to be successful ...

**2003:** Played in 10 games, starting six ... Played 343 offensive snaps, grading out at 85.7 percent with 19 knockdown blocks ... Also saw action on 40 special teams snaps ... Opened the season by grading out at 83 percent with two knockdowns against UCF ... Played 54 snaps against James Madison, recording two knockdown blocks ... Played 17 snaps against Texas A&M, grading out at 88 percent with two knockdowns ... Left the game early with a dislocated toe ... Missed the UConn game with the injury ... Came in for one play at Rutgers ... Started against Syracuse and graded out at 80 percent with two knockdowns ... Did not start at West Virginia and played just seven offensive snaps ... Was in for 14 snaps against Miami, grading out at 88 percent with two knockdowns ... Played eight snaps on offense at Pittsburgh recording a knockdown block ... Started at right guard at Temple, playing all 67 snaps with three knockdowns ... Graded out at 86 percent on 66 snaps with three knockdowns against Boston College ...

**Personal:** James Miller ... Born 8/13/81 in Sylva, NC ... Son of Rick and Sherry Miller ... His dad was the head basketball coach at Western Carolina from 1972-83 ... Enrolled in residential property management.

## ISAAC MONTGOMERY



**Defensive Tackle • 6-4 • 297 • r-Jr.  
Princeton, W.Va. • Princeton H.S.**

A big, strong defensive tackle with a lot of raw ability ... Combines a good work ethic with a desire to succeed ... Has progressed in the program ...

**2003:** Played in eight games, playing 117 defensive snaps ... Enters the bowl game with six solo tackles and eight assists ... Has one tackle for loss, along with a forced and recovered fumble ... Played 10 snaps on defense and one on special teams against UCF ... Had a solo stop, which was for a loss, and two assists ... Played 15 snaps on defense and one on special teams against James Madison ... Had a solo stop and an assist ... Played 26 snaps on defense against UConn ... Saw increased action at Rutgers, playing 26 snaps on defense ... Had three assisted tackles ... Had a tackle, two assists and a quarterback hurry against Syracuse ... Was in for five snaps on defense against Miami ... Saw his playing time go up at Temple and against Boston College with several injuries along the defensive front ... Played 12 snaps at Temple, recording two solo tackles ... Played 16 snaps against Boston College, recording a solo tackle ... Also forced a fumble, which he recovered ...

**Personal:** Isaac Stephen Montgomery ... Born 3/3/82 in Princeton, WV ... Son of James and Elizabeth Montgomery ... Enrolled in sociology.

## WILL MONTGOMERY




**Offensive Guard • 6-3 • 298 • r-So.  
Clifton, Va. • Centreville, H.S.**

One of the Hokies' most improved offensive linemen ... Has worked hard and made the most of his abilities ... Is fundamentally sound and uses good technique ... Originally joined the team as a walk-on defensive tackle and earned a scholarship ...

**2003:** Played in all 12 games, starting nine ... Has seen action on 668 offensive snaps, grading out at 88.8 percent with 35 knockdown blocks ... Made his first collegiate start against UCF ... Played 81 snaps, grading out at 90 percent with a knockdown ... Played 31 snaps, grading out at 94 percent with a team-high four knockdown blocks against JMU ... Played 49 snaps in the win over Texas A&M, grading out at 82 percent with a knockdown ... Earned his second start against UConn, playing 39 snaps and grading out at 84 percent with a team-high four knockdown blocks ... Started again at Rutgers and played 70 snaps on offense ... Graded out at 92 percent with two knockdown blocks ... Played 34 snaps against Syracuse, grading out at 94 percent with two knockdowns ... Got the start at West Virginia and graded out at 90 percent with five knockdown blocks ... Played 52 snaps against Miami, grading out at 84 percent with two knockdowns ... Played all 61 snaps on offense at Pittsburgh, grading out at 91 percent with three knockdowns ... Played all 67 snaps at Temple, grading out at 89 percent with two knockdowns ... Played all 66 offensive snaps against Boston College, grading out at 86 percent with three knockdowns ... Was in for all 67 snaps at Virginia, grading out at 86 percent with a season-high six knockdowns ...

**Personal:** William Michael Montgomery ... Born 2/13/83 in



Brunswick, ME ... Son of Mike and Rose Montgomery ... Enrolled in business information technology.

## JASON MURPHY



**Offensive Guard • 6-2 • 296 • r-So.  
Baltimore, Md. • Edmondson Westside H.S.**

Found himself on the opposite side of the football this season after switching from defense to offense during the spring ... Brings outstanding athleticism and footwork to the offensive guard position ... A physical player who plays hard ... Is focused on being successful and willing to learn ...

**2003:** Played in three games ... Has seen action on 27 offensive snaps ... Missed the first two games with a sprained ankle ... Dressed for the Texas A&M game, but did not play ... Saw his first action of the season against UConn, playing eight snaps on offense ... Saw brief action on offense at Rutgers ... Played 16 snaps on offense against Syracuse ...

**Personal:** Jason G. Murphy ... Born 8/7/82 in Baltimore, MD ... Son of Benjamin and Anna Murphy ... Enrolled in university studies.

# hokiesports.com

**BRANDON PACE**



**Place-kicker • 5-10 • 191 • r-Fr.**  
Virginia Beach, Va. • Kellam H.S.

A young kicker who has a strong leg ... Won the kickoff duties in the preseason ...

**2003:** Played in 11 games ... Has handled 60 of Tech's 85 kickoffs ... Placed his kicks, on an average, at the 7.7-yard line ... Has 10 touchbacks ... Recorded a solo tackle on special teams against No. 2 Miami ... Had an assisted tackle against Boston College ...

**Personal:** Brandon Kyle Pace ... Born 11/11/83 in Virginia Beach, VA ... Son of Fred and Donna Pace ... Enrolled in university studies.

**CHRIS PANNELL**



**Offensive Tackle • 6-3 • 279 • r-So.**  
Staunton, Va. • Robert E. Lee H.S.

Another former defensive lineman who made a switch to offense ... Brings athleticism to the position ... Has good football instincts ...

**2003:** Played in six games ... Was in for 82 offensive snaps this season, grading out at 81.7 percent with one knockdown block ... Saw action on 19 snaps against UCF in the opener, grading out at 95 percent ... Was in for 28 offensive plays against James Madison, recording a knockdown block ... Saw some brief action late against Texas A&M ... Played 10 snaps on offense against UConn, grading out at 80 percent ... Played seven snaps on offense at Rutgers ... Played 16 snaps against Syracuse, grading out at 81 percent ...

**Personal:** Christopher William Pannell ... Born 12/27/82 in Jacksonville, FL ...

Son of Sarah Crenshaw and Donnie Pannell ... Enrolled in hospitality and tourism management.

**MIKE PARHAM**




**Center • 5-11 • 262 • r-Fr.**  
Petersburg, Va. • Petersburg H.S.

A versatile lineman who joined the team as an invited walk-on ... Adds depth to the center position ... Brings a good attitude and a desire to succeed to the field ...

**2003:** Saw action in two games ... Played two snaps on offense against Connecticut ... Also was in for two snaps in the win over Syracuse ...

**Personal:** Michael Nathaniel Parham, Jr. ... Born 9/13/84 in Petersburg, VA ... Son of Michael Parham, Sr. ... Enrolled in university studies.

**ROBERT PARKER**



**Flanker • 6-1 • 209 • r-Fr.**  
Chesapeake, Va. • Oscar Smith H.S.

A young receiver with potential ... Is still adjusting to Tech's system ... Was hampered by an injury most of the year ... Possesses both good size and excellent speed ... Provides depth at flanker ...

**2003:** Suffered a foot injury in the preseason ... Missed the first four games ... Came back to dress against Rutgers, but did not play ... Was in for four offensive snaps against Syracuse, his only action of the season ...

**Personal:** Robert Darnell Parker ... Born 3/10/84 in Norfolk, VA ... Son of George and Gina Blanchard ... Enrolled in university studies.

**ROBERT PEASLEE**



**Holder/Punter • 6-0 • 202 • r-Sr.**  
Pulaski, Va. • Pulaski County H.S.

Does an outstanding job as the holder for extra points and field goals ... Also serves as the Hokies' No. 2 punter ... Handled the punting duties during the 2000 season, averaging 35.3 yards per kick ...

**2003:** Held for all 53 PATs and 15 field goal attempts ...

**Personal:** Robert Brandon Peaslee ... Born 6/28/81 in Beckley, WV ... Son of Bob and Melanie Peaslee ... Enrolled in secondary education.

**ROBERT RAMSEY**



**Center • 6-3 • 307 • r-So.**  
Coraopolis, Pa. • Montour H.S.

Serves as the Hokies' No. 2 center behind All-American Jake Grove ... A strong player ... Has paid his dues as a reserve ...

**2003:** Played in six games ... Saw action on 72 offensive snaps ... Was in for 12 snaps against UCF in the opener, grading out at 87 percent ... Played 23 snaps on offense against James Madison, grading out at 83 percent with a knockdown block ... Was in briefly at the end of the Texas A&M game ... Played 12 snaps against UConn ... Was in for seven snaps on offense at Rutgers ... Played 16 offensive snaps against Syracuse ...

**Personal:** Robert Richard Ramsey III ... Born 4/13/82 in Pittsburgh, PA ... Son of Bob and Ruth Ramsey ... Enrolled in history.



**BRYAN RANDALL**



**Quarterback • 6-1 • 221 • Jr.**  
**Williamsburg, Va. • Bruton H.S.**

A mobile quarterback who can make plays when things break down ... Combines intelligence with a good work ethic ... Started all 12 games ... Has started the last 24 games for the Hokies ... Has handled the ups and downs of the season like a seasoned veteran ... Has great composure and leadership skills ...

**2003:** Has completed 126-of-211 passes for 1,598 yards and 11 touchdowns ... Has thrown 10 interceptions ... Has rushed for 412 yards and four TDs on 76 carries ... Got the season off to a great start, completing 11 of his first 13 passes for three TDs against UCF ... Finished the game 22-of-28 for 278 yards and three scores ... Added 18 yards rushing ... Performance earned him BIG EAST Offensive Player of the Week honors ... Completed 13-of-20 passes for 153 yards against James Madison ... Rushed for 55 yards, including a run of 47 yards for a touchdown ... Threw for 63 yards and a TD against Texas A&M ... Tossed his first interception of the season against the Aggies ... Rushed for 59 yards and a score ... Completed 6-of-12 passes for 64 yards against UConn ... Found Ernest Wilford for a 28-yard touchdown pass ... Rushed four times for 47 yards ... Completed 16-of-22 passes for 250 yards and four touchdowns at Rutgers ... Threw one interception and rushed for 24 yards ... Performance earned him BIG EAST Offensive Player of the Week honors ... Got the scoring started against Syracuse with a 75-yard touchdown on an option keeper ... Finished the game with 93 yards rushing and a score ... Completed 6-of-14 passes for 88 yards with an interception ... Had a rough go of it at West Virginia, tossing three interceptions ... Completed 14-of-23 passes for 146 yards ... Was 0-for-4 with an interception and 14 yards rushing against No. 2 Miami ... Played the first quarter against Pittsburgh, completing 3-of-6 passes for 39 yards ... Threw for 127 yards and a touchdown on 11-of-19 passing at Temple ... Led the Hokies in overtime, rushing for

a 23-yard touchdown ... Threw for 176 yards on 12-of-23 passing with a long of 55 yards against Boston College ... Completed 14-of-26 passes for 214 yards and a touchdown at Virginia ... Connected with Mike Imoh on a 43-yard score ... Also had 11 rushes for 46 yards ... Tossed a pair of interceptions ...

**Personal:** Bryan Jemar Randall ... Born 8/16/83 in Charleston, WV ... Son of Edgar and Belinda Randall ... His father played basketball at West Virginia State ... Brother, Brandon, plays basketball at Hampden-Sydney ... Enrolled in sociology.

Passing	G	Att-Comp	Pct.	Yds.	TD	Int
2001	8	34-12	35.3	114	0	1
2002	14	248-158	63.7	2134	12	11
2003	12	211-126	59.7	1598	11	10
Career	34	493-296	60.0	3846	23	22

2003 Passing Game-by-Game						
UCF	1	28-22	78.6	278	3	0
JMU	1	20-13	65.0	153	0	0
TAMU	1	13-9	69.2	63	1	1
UCONN	1	14-6	42.9	64	1	0
at RU	1	22-16	72.7	250	4	1
SYR	1	14-6	42.9	88	0	1
at WVU	1	22-14	63.6	146	0	3
UM	1	4-0	0.0	0	0	1
at PITT	1	6-3	50.0	39	0	0
at TU	1	19-11	57.9	127	1	1
BC	1	23-12	52.2	176	0	0
at UVa	1	26-14	53.8	214	1	2

Rushing	G	No.	Yds.	Avg.	TD	LG
2001	8	20	104	5.2	0	24
2002	14	171	507	3.0	3	34
2003	12	76	412	5.4	4	75
Career	34	267	1023	3.8	7	75

2003 Rushing Game-by-Game						
UCF	1	6	18	3.0	0	15
JMU	1	4	55	13.8	1	47
TAMU	1	9	59	6.6	1	14
UCONN	1	4	47	11.8	0	35
at RU	1	6	24	4.0	0	16
SYR	1	5	93	18.6	1	75
at WVU	1	14	-8	0.0	0	10
UM	1	5	15	3.0	0	16
at PITT	1	1	2	2.0	0	2
at TU	1	7	46	6.6	1	23
BC	1	4	15	3.8	0	13
at UVa	1	11	46	4.2	0	18

**2003:** Started all 12 games ... Has played 654 defensive snaps this season ... Has registered 53 solo stops and 40 assists ... Included in those 93 tackles are eight tackles for loss and a sack ... Also has 11 quarterback hurries, two interceptions, three passes broken up, a fumble recovery and two forced fumbles ... Recorded six total tackles in the opener against UCF ... Had four solo stops and a sack ... Also had two quarterback hurries, caused an interception and forced a fumble ... Had an assisted stop, a quarterback hurry and a "big hit" against JMU ... Had six solo stops and two assists against Texas A&M ... Had two tackles for loss and two QB hurries ... Registered three solo tackles and three assists, including two tackles for loss, and a QB hurry in the win over UConn ... Recorded five solo tackles and five assists at Rutgers ... Also had a quarterback hurry and his first interception of the year, a one-handed grab ... Registered four solo tackles, including one for loss, and two assists against Syracuse ... Had five solo tackles and seven assists at West Virginia ... Also recovered a fumble and returned it 18 yards, where he fumbled it and it was picked up by Vincent Fuller, who took it 50 yards for a touchdown ... Had six solo tackles and seven assists against No. 2 Miami ... Registered five solo tackles, two assists, two quarterback hurries and a forced fumble at Pittsburgh ... Tallied four solo tackles, two assists and two quarterback hurries at Temple ... Played 74 snaps against Boston College, recording seven solo tackles, five assists and a forced interception ... Played 76 snaps at Virginia ... Had four solo tackles and two assists ... Also had three passes broken up and an interception ...

**Personal:** Vegas Ferragamo Robinson ... Born 5/19/81 in Richmond, VA ... Son of Sandra Robinson ... Studying residential property management.

Tackles	G	UT	AT	Tot.	Loss	Sacks
2000	6	2	2	4	0-0	0-0
2001	11	3	11	14	0-0	0-0
2002	11	54	17	71	0-0	0-0
2003	12	53	40	93	8-27	1-8
Career	40	112	70	182	8-27	1-8

2003 Tackles Game-by-Game						
UCF	1	4	2	6	1-8	1-8
JMU	1	0	1	1	0-0	0-0
TAMU	1	6	2	8	2-4	0-0
UCONN	1	3	3	6	2-7	0-0
at RU	1	5	5	10	0-0	0-0
SYR	1	4	2	6	1-4	0-0
at WVU	1	5	7	12	1-1	0-0
UM	1	6	7	13	1-3	0-0
at PITT	1	5	2	7	0-0	0-0
at TU	1	4	2	6	0-0	0-0
BC	1	7	5	12	0-0	0-0
at UVa	1	4	2	6	0-0	0-0

Interceptions	G	No.	Yds.	Avg.	TD	LG
2002	11	3	16	5.3	0	8
2003	12	2	17	8.5	0	9


**VEGAS ROBINSON**



**Linebacker • 6-0 • 250 • r-Sr.**  
**Chesapeake, Va. • Deep Creek H.S.**

A physical player with outstanding strength and speed ... A second-team All-BIG EAST selection ... Knows the Tech system ... Is productive against both the run and the pass ... Attained Elite Athlete status in the spring of 2002 ...

## AARON ROUSE



**Linebacker • 6-3 • 207 • r-Fr.**  
Virginia Beach, Va. • First Colonial H.S.

Named to the 2003 Rivals.com Freshman All-America football team as an honorable mention selection ... Plays with a good motor ... Possesses all the physical skills needed to be successful ... Has an extremely bright future with the Hokies ...

**2003:** Played in all 12 games, starting one ... Was in for 25 total plays against UCF in the opener ... Had three assists ... Made his first collegiate start against James Madison ... Played 39 defensive plays and three on special teams against the Dukes, registering five solo tackles, seven assists and a forced fumble ... Played 42 snaps on defense and 13 on special teams against Texas A&M ... Had two assisted tackles ... Played 37 snaps on defense against UConn ... Recorded three solo stops, one of which was for a loss, and four assists ... Played 27 snaps on defense at Rutgers, recording two solo tackles and two assists ... Recorded two solo stops, one which was for a loss, and two assists on defense against Syracuse ... Also had a solo tackle and an assist on special teams ... Played 21 snaps on defense at West Virginia, recording three tackles ... Had two assists on defense and an assist on special teams against Miami ... Had a solo tackle on defense and an assist on special teams at Pittsburgh ... Was in for seven special teams plays against Boston College ... Had a solo tackle on special teams at Virginia ...

**Personal:** Aaron Roosevelt Rouse ... Born 1/8/84 in Norfolk, VA ... Son of Nadine Rouse ... Enrolled in university studies.

Tackles	G	UT	AT	Tot.	Loss	Sacks
2003	12	16	26	42	2- 5	0- 0
2003 Tackles Game-by-Game						
UCF	1	0	3	3	0- 0	0- 0
JMU	1	4	7	11	0- 0	0- 0
TAMU	1	0	2	2	0- 0	0- 0
UCONN	1	3	4	7	1- 2	0- 0
at RU	1	2	2	4	0- 0	0- 0
SYR	1	3	3	6	1- 3	0- 0
at WVU	1	2	1	3	0- 0	0- 0
UM	1	0	3	3	0- 0	0- 0
at PITT	1	1	1	2	0- 0	0- 0
at TU	1	0	0	0	0- 0	0- 0
BC	1	0	0	0	0- 0	0- 0
at UVa	1	1	0	1	0- 0	0- 0

## BOB RUFF




**Defensive End • 6-1 • 231 • Jr.**  
McMurray, Pa. • Peters Township H.S.

A dependable performer who could play any of the defensive line positions if asked ... Works hard and always gives top effort ... Joined the team as an invited walk-on in 2001 ...

**2003:** Saw action in 11 games ... Played eight snaps on defense against UCF, recording two assists ... Played seven snaps on defense and one on special teams against James Madison ... Had an assisted tackle ... Played 16 snaps on defense against UConn ... Played 12 snaps on defense at Rutgers, recording a quarterback hurry ... Played two snaps on defense against Miami and two on special teams at Temple ... Was in briefly on special teams against Boston College and at Virginia ... Recovered a Cedric Humes fumble on a kickoff return against the Cavaliers to help Tech retain possession ...

**Personal:** Robert Ryan Ruff ... Born 9/23/82 in Bryn Mawr, PA ... Son of Robert and Christine Ruff ... Enrolled in university studies.


## TIM SANDIDGE



**Defensive Tackle • 6-1 • 307 • r-So.**  
Madison Heights, Va. • Amherst County H.S.

Has good athleticism and quickness for his size ... The winner of the 2003 Ironman competition ... A good run stopper up the middle ...

**2003:** Played in all 12 games, starting the last two ... Enters the bowl with 19




*Tim Sandidge*

solo tackles and 22 assists ... Included in those 41 stops are three tackles for loss and a sack ... Also eight quarterback hurries and two passes broken up ... Had an assist and a quarterback hurry on 25 snaps in the opener against UCF ... Had two solo tackles, one of which was a tackle for loss, and two assists against James Madison ... Had three solo stops and an assist in the win over Texas A&M ... Played 36 snaps on defense against UConn, recording a solo tackle, two assists, two quarterback hurries and a pass broken up ... Played 26 snaps on defense at Rutgers, registering two solo stops and a quarterback hurry ... Had three assists and two quarterback hurries against Syracuse ... Had a solo tackle, which was for a loss, at West Virginia ... Tallied four total tackles and a quarterback hurry against Miami ... Had three assists at Pittsburgh ... Played 47 snaps at Temple, recording three solo tackles and three assists ... Made his first start of the season against Boston College, playing 61 snaps ... Had two solo tackles, including a sack, and two assists ... Played 50 snaps at Virginia, recording four solo stops, two assists, a quarterback hurry and a pass break up ...

**Personal:** Timothy Allan Sandidge ... Born 6/12/83 in Lynchburg, VA ... Son of Robert and Dorothy Sandidge ... Enrolled in business.

Tackles	G	UT	AT	Tot.	Loss	Sacks
2002	13	13	17	30	5- 28	4- 25
2003	12	19	22	41	3- 3	1- 1
Career	25	32	39	71	8- 31	5- 26
2003 Tackles Game-by-Game						
UCF	1	0	1	1	0- 0	0- 0
JMU	1	2	2	4	1- 1	0- 0
TAMU	1	3	1	4	0- 0	0- 0
UCONN	1	1	2	3	0- 0	0- 0
at RU	1	2	0	2	0- 0	0- 0
SYR	1	0	3	3	0- 0	0- 0
at WVU	1	1	0	1	1- 1	0- 0
UM	1	1	3	4	0- 0	0- 0
at PITT	1	0	3	3	0- 0	0- 0
at TU	1	3	3	6	0- 0	0- 0
BC	1	2	2	4	1- 1	1- 1
at UVa	1	4	2	6	0- 0	0- 0

**JEFF SCUDDER**



**Place-kicker • 6-0 • 202 • r-So.**  
**Springfield, Va. • West Springfield H.S.**

A walk-on who possesses a strong leg ... Started his career at Hargrave Prep ... Then went to the University of North Carolina, but never played and transferred to Montgomery (Md.) Junior College ... Took a redshirt year and transferred to Tech ... Made the team and has appeared in four games this season ...

**2003:** Has seven kickoffs on the season, recording two touchbacks ... Kicked off twice against James Madison, both going into the end zone for touchbacks ... Had one kickoff against Texas A&M and one against UConn ... Had three kickoffs at Temple ... Recorded a solo tackle and a forced fumble against the Owls ...

**Personal:** Jeffrey Peter Scudder ... Born 3/19/81 in Fairfax, VA ... Son of Charles and Karen Scudder ... Majoring political science.

**CHRIS SHREVE**



**Flanker • 5-11 • 183 • r-Sr.**  
**Mouth of Wilson, Va. • Grayson County H.S.**

A knowledgeable player who is considered one of Tech's fastest receivers ... Can handle any of the positions when the Hokies go to a four-wide set ... Combines good speed with the ability to catch the football ... Missed some time this year with a concussion and a hamstring injury ...

**2003:** Played in six games, starting three ... Enters the bowl with eight catches


for 133 yards and two touchdowns ... Had one reception for 15 yards in the opener against UCF before leaving the game with an injury ... Missed the James Madison game with a concussion ... Caught one pass for five yards against Texas A&M ... Caught two passes for 20 yards against UConn ... Made his first career start at Rutgers and made the most of the opportunity ... Caught four passes for 93 yards, including touchdown passes of 28 and 45 yards ... Got the start against Syracuse, but had to leave with a right shoulder sprain ... Injury forced him to miss the West Virginia game ... Returned to play 21 snaps against Miami before pulling his hamstring ... Missed the final four games with the injury ...

**Personal:** Christopher Scott Shreve ... Born 7/15/81 in Galax, VA ... Son of Barbara Brown and Barry Shreve ... Studying human nutrition, foods and exercise.

Receiving	G	No.	Yds.	Avg.	TD	LG
2001	7	1	13	13.0	0	13
2002	10	2	26	13.0	0	19
2003	6	8	133	16.6	2	45
Career	23	11	172	15.6	2	45

2003 Receiving Game-by-Game						
UCF	1	1	15	15.0	0	15
JMU			Did not play			
TAMU	1	1	5	5.0	0	5
UConn	1	2	20	10.0	0	13
at RU	1	4	93	23.3	2	45
SYR	1	0	0	0.0	0	0
at WVU			Did not play			
UM	1	0	0	0.0	0	0
at PITT			Did not play			
at TU			Did not play			
BC			Did not play			
at UVa			Did not play			

**DARRYL TAPP**



**Defensive End • 6-1 • 257 • So.**  
**Chesapeake, Va. • Deep Creek H.S.**

A young player with a lot of ability ... Has all the physical tools to be successful ... Plays extremely hard and extremely fast ... Is one of four talented ends in the Tech rotation ...

**2003:** Played in all 12 games, starting four ... Was in for a total of 388 defensive snaps and 219 on special teams ... Enters the bowl game with 31 solo stops and 25 assists ... Included in those 56 stops are nine tackles for loss and three

sacks ... Also has 17 quarterback hurries and a forced fumble ... Had one solo stop, which was for a loss, an assist and a quarterback hurry in the opener against UCF ... Had two solo tackles on special teams ... Had a solo stop, which was for a loss, and five assists on defense against James Madison ... Had a solo tackle, which was a sack, and an assist in the win over Texas A&M ... Played 40 snaps on defense against UConn, registering five solo tackles, one of which was for a loss, an assist and three quarterback hurries ... Got the start at Rutgers and tallied two solo stops, both for a loss, three assists and three quarterback hurries ... Started against Syracuse and posted three solo tackles, two assists, a quarterback hurry and a forced fumble ... Also had a solo tackle on special teams ... Had five solo tackles and four assists at West Virginia ... Recorded two solo stops, four assists and three quarterback hurries against Miami ... Had an assisted tackle and a quarterback hurry at Pittsburgh ... Played 36 snaps at Temple, registering three solo stops, including a sack, an assist and a quarterback hurry ... Earned the start against Boston College, playing 59 defensive snaps ... Recorded four solo tackles, including a sack and another one for a loss ... Also had two assists and two quarterback hurries ... Had two solo tackles and two quarterback hurries at Virginia ...

**Personal:** Darryl Anthony Tapp ... Born 9/13/84 in Portsmouth, VA ... Son of Charles, Sr., and Ruth Tapp ... Studying marketing management.


Tackles	G	UT	AT	Tot.	Loss	Sacks
2002	14	9	12	21	0- 0	0- 0
2003	12	31	25	56	9- 40	3- 27
Career	26	40	37	77	9- 40	3- 27

2003 Tackles Game-by-Game						
UCF	1	2	1	3	1- 1	0- 0
JMU	1	1	5	6	1- 1	0- 0
TAMU	1	1	1	2	1- 8	1- 8
UConn	1	5	1	6	1- 6	0- 0
at RU	1	2	3	5	2- 4	0- 0
SYR	1	4	1	6	0- 0	0- 0
at WVU	1	5	4	9	0- 0	0- 0
UM	1	2	4	6	0- 0	0- 0
at PITT	1	0	1	1	0- 0	0- 0
at TU	1	3	1	4	1- 11	1- 11
BC	1	4	2	6	2- 9	1- 8
at UVa	1	2	0	2	0- 0	0- 0



**Darryl Tapp**

## JORDAN TROTT



**Linebacker • 6-4 • 247 • r-So.**  
Torrance, Calif. • Loyola H.S.

An intelligent, physical player ... Has an outstanding frame that helps him at the point of attack ... Possesses a good understanding of Tech's defensive scheme ... Reads his keys well and has good football savvy ... The first football player from the state of California to sign with Virginia Tech straight out of high school ...

**2003:** Played in all 12 games, starting one ... Has been in for 256 defensive plays and 103 on special teams ... Enters the bowl with 29 solo tackles and 16 assists ... Included in those 46 stops are five tackles for loss ... Also has two quarterback hurries, a forced interception and a pass broken up ... Recorded a solo tackle, which was for a loss, and two assists in the opener against UCF ... Had a solo stop and two assists against James Madison ... Played nine snaps on defense and seven on special teams against Texas A&M ... Registered a career-high eight solo tackles against UConn ... Had two solo tackles at Rutgers ... Recorded three solo stops and three assists against Syracuse ... Got his first collegiate start against No. 2 Miami and registered four solo tackles, including two for a loss, six assists and two quarterback hurries ... Had two solo stops, including one for a loss, and two assists at Pittsburgh ... Was in for 22 snaps on defense at Temple, recording three solo tackles, one which was for a loss, and an assist ... Played 12 snaps on special teams against Boston College ... Was in for 36 snaps at Virginia ... Had five solo tackles and an assist, along with a pass break up and a forced interception ...

**Personal:** Jordan Richard Trott ... Born 6/26/83 in Torrance, CA ... Son of Richard and Rita Trott ... Is studying business.

Tackles	G	UT	AT	Tot.	Loss	Sacks
2002	13	11	8	19	0- 0	0- 0
2003	12	29	17	46	5- 6	0- 0
Career	25	40	25	65	5- 6	0- 0
2003 Tackles Game-by-Game						
UCF	1	1	2	3	1- 1	0- 0
JMU	1	1	2	3	0- 0	0- 0
TAMU	1	0	0	0	0- 0	0- 0
UCONN	1	8	0	8	0- 0	0- 0

at RU	1	2	0	2	0- 0	0- 0
SYR	1	3	3	6	0- 0	0- 0
at WVU	1	0	0	0	0- 0	0- 0
UM	1	4	6	10	2- 2	0- 0
at PITT	1	2	2	4	1- 2	0- 0
at TU	1	3	1	4	1- 1	0- 0
BC	1	0	0	0	0- 0	0- 0
at UVa	1	5	1	6	0- 0	0- 0

## MARCUS VICK



**Quarterback • 6-0 • 208 • r-Fr.**  
Newport News, Va. • Warwick H.S.

A gifted young quarterback ... Possesses all the right ingredients ... Can make plays throwing the football and running the football ... Is an accurate passer with a great pocket presence ... Combines outstanding athletic ability with football savvy ...

**2003:** Played in 10 games ... Enters the bowl game with 475 yards through the air on 30-of-56 passing ... Has thrown for two touchdowns and five interceptions ... Has also rushed for 97 yards on 34 carries ... Saw action on two drives in the opener against UCF, directing both to touchdowns ... Completed 7-of-10 passes for 102 yards and a touchdown ... Found David Clowney for a 27-yard scoring pass late in the game ... Missed the James Madison game due to a violation of team policies ... Was in for three plays against Texas A&M ... Completed 4-of-5 passes for 59 yards against UConn ... Also rushed twice for 6 yards ... Completed 2-of-6 passes for 37 yards, including a 35-yarder to Ernest Wilford, at Rutgers ... Also threw two interceptions in that game ... Was 2-for-6 for 14 yards against Syracuse ... Played a big hand in the win over No. 2 Miami ... Came off the bench on the third drive of the game to direct the offense the majority of the game ... Rushed six times for 23 yards ... Also completed a 46-yard touchdown pass to Ernest Wilford ... Played the last three quarters at Pittsburgh ... Completed 8-of-15 passes for 147 yards and rushed for 22 yards ... Threw two interceptions ... Completed 4-of-6 passes for 61 yards at Temple ... Also had an interception ... Completed one pass for 11 yards and had 19 yards rushing against Boston College ... Saw action at both receiver and

quarterback at Virginia ... Rushed the ball three times for 28 yards in that game ...

**Personal:** Marcus Deon Vick ... Born 3/20/84 in Newport News, VA ... Son of Brenda and Michael Boddie ... Younger brother of former Tech All-America quarterback, Michael Vick ... Studying business.

Passing	G	Att-Comp	Pct.	Yds.	TD	Int
2003	10	56- 30	53.6	475	2	5
2003 Passing Game-by-Game						
UCF	1	10- 7	70.0	102	1	0
JMU		Did not play				
TAMU	1	0- 0	0.0	0	0	0
UCONN	1	5- 4	80.0	59	0	0
at RU	1	6- 2	33.3	37	0	2
SYR	1	6- 2	33.3	14	0	0
at WVU		Did not play				
UM	1	4- 2	50.0	44	1	0
at PITT	1	15- 8	53.3	147	0	2
at TU	1	6- 4	66.6	61	0	1
BC	1	4- 1	25.0	11	0	0
at UVa	1	0- 0	0.0	0	0	0

Rushing	G	No.	Yds.	Avg.	TD	LG
2003	10	34	97	2.9	0	17
2003 Rushing Game-by-Game						
UCF	1	0	0	0.0	0	0
JMU		Did not play				
TAMU	1	1	-9	0.0	0	0
UCONN	1	2	6	3.0	0	5
at RU	1	2	-4	0.0	0	4
SYR	1	3	28	9.3	0	17
at WVU		Did not play				
UM	1	6	23	3.8	0	17
at PITT	1	8	22	2.8	0	10
at TU	1	3	-16	0.0	0	3
BC	1	6	19	3.2	0	11
at UVa	1	3	28	9.3	0	11

## CARTER WARLEY



**Place-kicker • 5-11 • 195 • r-Sr.**  
Richmond, Va. • Fork Union H.S.

Fought off several challengers during the preseason to retain his starting duties in 2003 ... Tech's all-time leader in career PATs (186) ... Is third on Tech's all-time scoring list (303) ... An experienced kicker who possesses a strong leg ...

**2003:** Shook off a rough start to have a solid senior season ... Is 12-of-15 on field goals and 50-of-53 on extra points ... Longest field goal this year is 43 yards ... Was 7-for-7 on PATs against UCF in the opener ... Had a 21-yard field goal attempt was blocked ... Made all three field goal attempts against James Madison, coming from 43, 23 and 26 yards ... Was 4-for-5 on PATs that game ... Made all five PATs against Texas A&M



... Connected on both field goals and was 4-of-5 on extra points against UConn ... Went 5-for-6 on extra points and 0-for-1 on field goals at Rutgers ... Kicked six PATs against Syracuse to become the all-time leader at Tech, passing Shayne Graham ... Also was successful on all three field goals ... Made his only PAT, but missed a 39-yard field goal at West Virginia ... Was 4-for-4 on PATs and was successful on his lone field goal attempt, a 39-yarder, versus Miami ... Made all four PATs at Pittsburgh ... Made a 26-yard field goal and all three PATs at Temple ... Connected on field goals of 22 and 35 yards against Boston College ... Also made all three PATs and had an assisted tackle on special teams ... Kicked off twice in that game, as well ... Nailed all three PATs, and handled the kickoffs, at Virginia ...

**Personal:** Carter B. Warley ... Born 2/14/80 in Newport News, VA ... Son of John and Barbara Warley ... Enrolled in residential property management.

Scoring	G	EP-A	FGM-A	LG	TP
2000	11	56- 57	7- 9	47	77
2001	11	44- 44	11-21	39	77
2002	10	36- 37	9-15	43	63
2003	12	50- 53	12-15	43	86
Career	44	186-191	39-60	47	303

Field Goals	10-29 yds	30-39	40-49	50+
2000	1-1	4- 5	2-3	0-0
2001	6-7	5-10	0-4	0-0
2002	4-6	2-3	3-6	0-0
2003	6-7	5-6	1-2	0-0
Career	17-21	16-24	6-15	0-0

Had three solo stops, one which was for a loss, against UCF ... Had three solo tackles, two of which were for a loss, and two assists in the win over James Madison ... Had two solo tackles on special teams against Texas A&M ... Had a career-high eight tackles (four solo) against UConn ... Played 16 snaps on defense at Rutgers, recording three solo tackles, two assists, one pass broken up and an interception ... Had four solo tackles and three assists against Syracuse ... Had a solo tackle on special teams at West Virginia ... Recorded two solo tackles on special teams against Miami ... Had two solo tackles and an assist on special teams at Pittsburgh ... Had a solo tackle on special teams at Temple ... Had a solo tackle on defense and played 23 special teams snaps against Boston College ... Played 20 special teams plays at Virginia ...

**Personal:** Blake Davis Warren ... Born 10/10/82 in Fairfax, VA ... Son of Don and Irene Warren ... Brother, Brett, has signed to play football at Tech ... Enrolled in university studies.

Tackles	G	UT	AT	Tot.	Loss	Sacks
2002	9	5	7	12	0- 0	0- 0
2003	12	25	12	37	3- 9	0- 0
Career	21	30	19	49	3- 9	0- 0

2003 Tackles Game-by-Game						
UCF	1	2	0	2	1- 1	0- 0
JMU	1	3	2	5	2- 8	0- 0
TAMU	1	2	0	2	0- 0	0- 0
UCONN	1	4	4	8	0- 0	0- 0
at RU	1	3	2	5	0- 0	0- 0
SYR	1	4	3	7	0- 0	0- 0
at WVU	1	1	0	1	0- 0	0- 0
UM	1	2	0	2	0- 0	0- 0
at PITT	1	2	1	3	0- 0	0- 0
at TU	1	1	0	1	0- 0	0- 0
BC	1	1	0	1	0- 0	0- 0
at UVa	1	0	0	0	0- 0	0- 0

Interceptions	G	No.	Yds.	Avg.	TD	LG
2002	9	1	0	0.0	0	0
2003	12	1	4	4.0	0	4
Career	21	2	4	2.0	0	4

**2003:** Played in and started six games before sustaining a torn meniscus in his left knee on Oct. 19 in practice ... Had 18 solo tackles and 13 assists ... Also had an interception and three passes broken up ... Opened the season with four solo stops and two assists against UCF ... Recorded seven solo tackles and an assist against James Madison ... Had two solo stops, four assists and an interception in the win over Texas A&M ... Had a solo tackle, an assist and two passes broken up against UConn ... Had three assisted tackles at Syracuse ... Was lost for the year during a practice leading up to the West Virginia game ... Had surgery on Oct. 23 to repair the torn cartilage ...

**Personal:** Garnell Wayman Wilds ... Born 6/8/81 in Tampa, FL ... Son of George and Jacqueline Wilds ... Studying residential property management.

Tackles	G	UT	AT	Tot.	Loss	Sacks
2000	5	3	1	4	0- 0	0- 0
2001	11	16	11	27	0- 0	0- 0
2002	14	27	17	44	0- 0	0- 0
2003	6	18	13	31	0- 0	0- 0
Career	36	64	42	106	0- 0	0- 0

2003 Tackles Game-by-Game						
UCF	1	4	2	6	0- 0	0- 0
JMU	1	7	1	8	0- 0	0- 0
TAMU	1	2	4	6	0- 0	0- 0
UCONN	1	1	1	2	0- 0	0- 0
at RU	1	0	3	3	0- 0	0- 0
SYR	1	4	2	6	0- 0	0- 0

Did not play at WVU, UM, at PITT, at TU, BC, at UVa

Interceptions	G	No.	Yds.	Avg.	TD	LG
2000	5	1	5	5.0	0	5
2001	11	2	16	8.0	0	16
2002	14	5	8	1.6	0	8
2003	6	1	3	3.0	0	3
Career	36	9	32	3.6	0	16

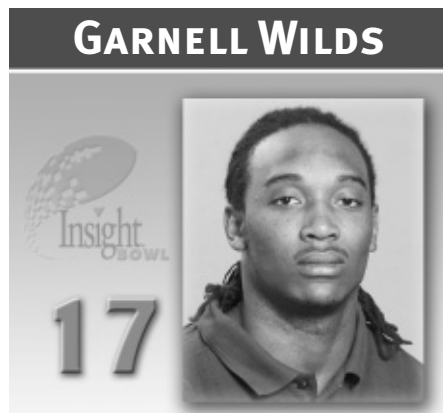


## BLAKE WARREN

**Linebacker • 6-3 • 239 • r-So.**  
Clifton, Va. • Centreville H.S.

Is a heady, intelligent football player with good instincts ... Combines toughness with an aggressive style of play ... Is good in coverage and is becoming more physical against the running game ... Comes from a good football background ... His father, Don, played 14 years for the Washington Redskins ...

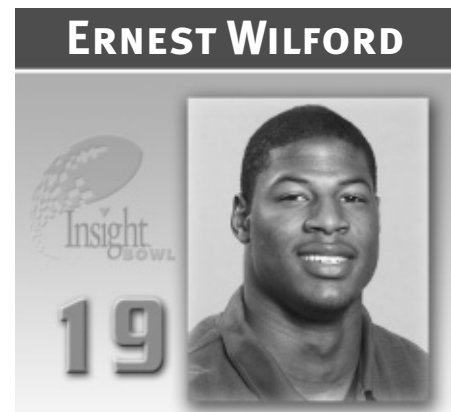
**2003:** Played in all 12 games ... Enters the bowl with 25 solo tackles and 12 assists ... Included in those 37 stops are three tackles for loss ... Also has one interception and one pass break up ...



## GARNELL WILDS

**Cornerback • 6-0 • 200 • r-Sr.**  
Tampa, Fla. • Hillsborough H.S.

One of Tech's starting cornerbacks before a knee injury sidelined him prior to the West Virginia game ... Had started all six games prior to that ... Is extremely doubtful for the bowl game ...



## ERNEST WILFORD

**Split End • 6-4 • 220 • r-Sr.**  
Richmond, Va. • Armstrong/Franklin H.S.

Has come a long way since starting his Tech career as a defensive end ... A second-team All-BIG EAST selection ... Is just four catches away from breaking Tech's career receiving mark ... Can also become the first Tech player ever to record two 50-catch seasons with three more receptions ... Is a dangerous receiver ... Provides the Hokies with a big target with good leaping ability and speed ... Is only the second Tech player ever to record 40 catches in two different seasons ...

**2003:** Has started all 12 games ... Leads the team with 47 receptions for 776 yards and three touchdowns ... Has a long of 52 yards ... Caught a career-high nine passes in the opener against UCF ... Had 96 receiving yards ... Caught four passes for 58 yards against James Madison ... Had just one catch against Texas A&M, but it came on fourth down and produced an 11-yard gain ... Caught four passes for 59 yards, including a spectacular 28-yard touchdown reception, against UConn ... Had four receptions for 66 yards, including a 35-yarder, at Rutgers ... Had two receptions for 27 yards against Syracuse ... Caught four passes for 58 yards, including a 34-yarder, at West Virginia ... Had just one catch against No. 2 Miami, but it was a 46-yard touchdown ... Eclipsed the 100-yard plateau at Pittsburgh, catching five passes for 101 yards ... Hauled in four passes for 73 yards at Temple, including a 28-yard touchdown ... Caught three passes for 85 yards, including a 52-yarder to set up a late touchdown, against Boston College ... Hauled in six passes for 96 yards at Virginia ...

**Personal:** Ernest Lee Wilford, Jr. ... Born 1/14/79 in Richmond, VA ... Son of Ernest, Sr., and Janice Wilford ... Enrolled in sociology.

Receiving	G	No.	Yds.	Avg.	TD	LG
2000	11	12	141	11.8	0	17
2001	11	8	100	12.5	1	34
2002	14	51	925	18.1	7	87
2003	12	47	776	16.5	3	52
Career	48	118	1942	16.5	11	87

2003 Receiving Game-by-Game						
UCF	1	9	96	10.7	0	21
JMU	1	4	58	14.5	0	25
TAMU	1	1	11	11.0	0	11
UCONN	1	4	59	14.8	1	28
at RU	1	4	66	16.5	0	35
SYR	1	2	27	13.5	0	22
at WVU	1	4	58	14.5	0	34
UM	1	1	46	46.0	1	46
at PITT	1	5	101	20.2	0	46
at TU	1	4	73	18.3	1	28
BC	1	3	85	28.3	0	52
at UVa	1	6	96	16.0	0	23

## JIMMY WILLIAMS



**Free Safety • 6-3 • 217 • So.**  
**Hampton, Va. • Bethel, H.S.**

An extremely talented young player ... Is a big, physical safety with cornerback skills ... Has confidence in his abilities and is not afraid to challenge a receiver ...

Plays aggressively and always seems to be around the football ...

**2003:** Played in and started all 12 games ... Leads the defense in snaps played with 702 ... Has also played 153 snaps on special teams for a total of 855 total snaps ... Enters the bowl game second on the team in tackles with 105 ... Has 57 solo stops and 48 assists ... Included in that total are three tackles for loss ... Also has four passes broken up, two interceptions and two fumble recoveries ...

Recorded two solo stops and five solo tackles against UCF ... Had two solo stops and two assists against James Madison ... Registered seven solo tackles and five assists in the win over Texas A&M ... Recorded two solo tackles and four assists in the win over UConn ... Scored his first collegiate touchdown at Rutgers, returning an interception 55 yards for a score ...

Also had five solo tackles and two assists ... Had two solo tackles and two assists against Syracuse ... Also had a fumble recovery and two passes broken up ... Recorded five solo tackles and eight assists at West Virginia ... Played 83 snaps against No. 2 Miami, recording six solo tackles, six assists, two tackles for loss and a pass broken up ... Played 70 snaps at Pittsburgh, tallying seven solo tackles and three assists ... Played 84 snaps at Temple, recording five solo tackles, three assists and a pass break up ...

Also had a solo tackle on special teams ... Had four solo tackles, an assist and an interception on defense against Boston College ... Also recovered the ball on a muffed Eagle punt return ... Played 77 snaps on defense at Virginia, recording six solo tackles and three assists ... Also had three solo tackles on special teams ...

**Personal:** James Franklin Williams, Jr. ... Born 3/8/84 in Hampton, VA ... Son of James, Sr., and Elizabeth Williams ... Enrolled in university studies.

Tackles	G	UT	AT	Tot.	Loss	Sacks
2002	14	29	17	46	1- 1	0- 0
2003	12	57	48	105	3- 7	0- 0
Career	26	86	65	151	4- 8	0- 0

2003 Tackles Game-by-Game						
UCF	1	2	5	7	0- 0	0- 0
JMU	1	2	2	4	1- 1	0- 0
TAMU	1	7	5	12	0- 0	0- 0
UCONN	1	2	5	7	0- 0	0- 0
at RU	1	5	2	7	0- 0	0- 0
SYR	1	2	2	4	0- 0	0- 0
at WVU	1	5	8	13	0- 0	0- 0
UM	1	6	6	12	2- 6	0- 0
at PITT	1	7	3	10	0- 0	0- 0
at TU	1	6	3	9	0- 0	0- 0
BC	1	4	1	5	0- 0	0- 0
at UVa	1	9	6	15	0- 0	0- 0

## KEITH WILLIS



**Tight End • 6-5 • 261 • r-Sr.**  
**Norfolk, Va. • Norview H.S.**

A tall, mobile tight end ... Combines good pass receiving skills with the ability to pick up yardage after the catch ... Has been a senior leader on offense ... Is effective as both a blocker and receiver ...

**2003:** Has played in all 12 games, starting 10 ... Has played 280 snaps on offense and 31 on special teams ... Enters the bowl with five receptions for 84 yards ... Has a long of 32 yards ... Caught two passes for 26 yards in the Hokies' win over UCF ... Had one reception for eight yards against James Madison ... Graded out at 88 percent blocking against UConn ... Had one catch for 32 yards and graded out at 83 percent blocking at Rutgers ... Graded out at 90 percent blocking against Syracuse ... Caught one pass for 18 yards at West Virginia ... Was limited in the Miami game with a sprained ankle ... Played just one offensive snap at Pittsburgh and five at Temple due to the injury ... Got the start against Boston College, playing 22 snaps on offense ... Played 24 snaps on offense at Virginia, grading out at 85 percent ...

**Personal:** Keith Tyrone Willis ... Born 12/14/80 in Oceanside, CA ... Son of Keith and Mara Willis ... Lived in Japan for more than three years ... Enrolled in science of food, nutrition and exercise.

Receiving	G	No.	Yds.	Avg.	TD	LG
2000	10	1	21	21.0	0	21
2001	11	2	38	19.0	1	31
2002	14	7	168	24.0	1	87
2003	12	5	84	16.8	0	32
Career	47	15	311	20.7	2	87

2003 Receiving Game-by-Game						
UCF	1	2	26	13.0	0	14
JMU	1	1	8	8.0	0	8
TAMU	1	0	0	0.0	0	0
UCONN	1	0	0	0.0	0	0
at RU	1	1	32	32.0	0	32
SYR	1	0	0	0.0	0	0
at WVU	1	1	18	18.0	0	18
UM	1	0	0	0.0	0	0
at PITT	1	0	0	0.0	0	0
at TU	1	0	0	0.0	0	0
BC	1	0	0	0.0	0	0
at UVa	1	0	0	0.0	0	0

# FRANK BEAMER

## *Tech Alum Leads Hokies to 11th Straight Bowl*

When Frank Beamer accepted the head football coaching job at his alma mater, his goal was for the Virginia Tech football program to reach a consistent level of excellence. The Hokies have come a long way since that day, and along the way, Beamer has become one of the most respected and popular coaches on the college football scene.

Beamer finishes his 17th season at Virginia Tech and his 23rd year as a collegiate head coach ranked fourth among active Division I-A coaches in victories with 167. His Tech teams have posted a 101-33 record over the past 11 seasons and appeared in bowl games each year during that span, a feat equaled by just six other schools. He has guided the Hokies to three BIG EAST Conference championships and in 1999 helped direct Tech to the national championship game. Beamer's Hokies have earned the highest national rankings in the program's history, spending 57 weeks in the top 10 of the Associated Press Poll over the past five seasons.

Winning has been just part of Frank Beamer's success story. He and his staff have earned a reputation for getting the most out of their players.

In 2000, Beamer and his staff directed Tech to an 11-1 record after opening the season with eight new starters on defense and an all new lineup in the kicking game. During the 2001 season, the Hokies posted an 8-4 record and appeared in the Top 20 every week despite having to fill four offensive line spots, the quarterback job vacated by sensational underclassman

Michael Vick and the tailback spot left open when All-America running back Lee Suggs was lost for the season with an injury. Last year, the Hokies were 10-4 despite attacking one of their toughest schedules ever with a young team that featured all-new starters at the defensive tackle, inside linebacker and rover positions, as well as major questions at quarterback and wide receiver.

Under Beamer, Virginia Tech is one of just seven Division I-A teams to receive a bowl bid each of the last 11 seasons, including this year's Insight Bowl invitation.

A spot in the Nokia Sugar Bowl to play No. 1 Florida State for the national championship focused widespread attention on Virginia Tech and its football program following the 1999 season. And although the Hokies fell short in their bid for the national title, they proved that they belong among the top teams in the college ranks.

The following year, the Hokies earned their first Toyota Gator Bowl championship with an impressive 41-20 victory over Clemson.

For his part in the Hokies' magical 1999 season, Beamer earned eight national coach of the year awards. He was named the Bobby Dodd Coach of the Year, the GTE Coach of the Year, the Eddie Robinson Coach of the Year, the Paul 'Bear' Bryant Coach of the Year, The Associated Press Coach of the Year, the Walter Camp Football Foundation/Street & Smith's Coach of the Year, the Maxwell Football Club Coach of the Year and



the Woody Hayes Coach of the Year. He also was named the BIG EAST Conference Coach of the Year for the third time.

There have been plenty of other accolades for the Hokies' coach. In a survey of Division I-A football coaches conducted by *Bloomberg News* in the fall of 2000, Beamer was named the best coach a school could hire to run its football program. When BIG EAST Conference football celebrated its first 10 years of existence in 2000, Beamer was voted the Coach of the Decade by the league's media.

In January 2001, the Tech coach was honored as the NCAA Coach of the Year by The Pigskin Club of Washington, D.C. In May of that year, an on-line newspaper named him the best coach currently in the college football ranks because of his

ability to place Tech among the nation's elite year in and year out.

Following consecutive 10-2 seasons in 1995 and 1996, Beamer was voted BIG EAST Conference Coach of the Year by the league coaches. He was one of five finalists in the voting for the 1995 National Coach of the Year. In 1996, *The Sporting News* queried writers from around the country and asked them to rate the coaches in various conferences. In the BIG EAST, those writers rated Frank Beamer the best coach on game day, the best in game preparation, the best as a motivator, the best as a teacher, the best in big games and the best overall.

In 1999, *The Sporting News* ranked the nation's top coaches in terms of their ability to get the most out of their

players. Beamer was picked No. 9 in Division I-A. Four of the last six years TSN has rated the Tech coach tops among BIG EAST head coaches. The publication has also ranked the Hokies' football coaching staff as the best in the conference four times during that span. *Street & Smith's College Football 2002* rated Beamer as the top recruiter in the BIG EAST.

The rise of the Tech football program has made Beamer a man in demand. It has opened doors to places he may never have dreamed of as a youngster growing up in Southwest Virginia.

In September 2000, Beamer was invited to the White House where he joined a select group that stood in the Rose Garden behind then-President Bill Clinton as he made remarks on the

football teams. But in the end, his loyalty has remained with the Hokies.

Beamer has always put Virginia Tech first — ever since he starred as a defensive back for the Hokies in his undergraduate days in the late 1960s, and surely throughout his 17 years as head coach of the Hokies. He has given the Tech program a sense of stability enjoyed by just a handful of other Division I-A schools. Only three other active Division I-A head coaches have been at their current school as long as Beamer.

In 1990, Beamer received a new contract and a substantial pay raise. He refused the raise, however, until such time that all classified and faculty employees of the university could have the same opportunity for pay raises. Most state salaries had been frozen at the time.

Another indication of Beamer's love for the university came on the night he was inducted into The Virginia Tech Sports Hall of Fame in 1997. He called it the biggest honor of his entire career. With the induction, he became the first active coach at the university to be honored in that fashion.


Beamer's overall record at Tech now stands at 125-73-2. He became Tech's winningest football coach during the 1997 campaign. Counting six years as head coach at Murray State prior to joining the Hokies, Beamer's overall 22-year record is 167-96-4. That record places him fourth among active Division I-A coaches in wins.

The 57-year-old Beamer, first alumnus to guide the Hokies since the 1940s, took over the Tech reins from Bill Dooley in January 1987. He began work a few days after the Hokies had beaten North Carolina State in the Peach Bowl. It took a while for him to get the Hokies moving in the right direction because the football program was hit with NCAA sanctions at the time.

But everything came together in the 1990s. The Techmen finished 9-3 in 1993

Conservation and Reinvestment Act. Beamer was one of the keynote speakers at the American Football Coaches Association Convention in 2000, and in April 2001 he joined former Prime Minister of Great Britain, Lady Margaret Thatcher, as one of the featured speakers at SUCCESS 2001, one of the nation's most popular business seminars.

Beamer's success has also made him a much sought-after coach. In recent years, he has been pursued by numerous other schools and has drawn interest from professional



**NATIONAL COACH OF THE YEAR**

*Coach Frank Beamer was tabbed the consensus national football coach of the year for 1999 after leading the Hokies to an 11-0 regular season and a berth in the national championship game.*

*Continued on next page*



## COACH FRANK BEAMER

*Continued from previous page*

after beating Indiana, 45-20, in a wild Independence Bowl game. Tech followed up with an 8-4 season in 1994, losing to Tennessee, 45-23, in the Gator Bowl.

The Tech teams in 1995 and 1996 were among the best in school history. The 1995 team swept the BIG EAST Conference championship outright and the 1996 club tied for the title with Syracuse and Miami.

The 1995 team was 9-2 during the regular season and then came up with a stirring 28-10 victory over Texas in the Sugar Bowl. The 1996 team went 10-1 during the regular season and lost to powerful Nebraska, 41-21, in the Orange Bowl after giving the Cornhuskers a fierce battle for three quarters.

The Hokies fell to 7-5 in 1997 and were beaten badly by North Carolina in the Gator Bowl, 42-3. But they came right back with a 9-3 mark in 1998 that included an impressive 38-7 victory over Alabama in the inaugural Music City Bowl in Nashville, Tenn.

The two winningest seasons in school history followed in 1999 and 2000 with the Hokies posting back-to-back 11-1 records. Tech registered its first-ever 11-0 regular-season record in '99 before losing its national championship battle with FSU.

In 2000, the Hokies' only blemish was a loss at Miami in the ninth game of the season. Both seasons, Tech climbed as high as No. 2 in The Associated Press poll, finishing No. 2 in '99 and No. 6 in 2000. The Hokies climbed as high as No. 5 in the 2001 AP poll and finished 18th. Last season Tech was ranked as high as No. 3 in the AP poll after posting consecutive wins over nationally-ranked LSU (14th), Marshall (16th) and Texas A&M (19th). The Hokies' youthful team finished the season 18th.

This season, Tech earned eight wins for the 10th time in the past 11 seasons. The

regular season was highlighted by a 31-7 victory over then No. 2 ranked Miami. The 'Canes were the highest ranked opponent Tech had ever beaten on the gridiron.

Beamer's early Tech teams also registered many exciting victories. One of the most impressive came in 1990 when the Hokies capped the year with a 38-13 victory over arch-rival Virginia before a crowd of 54,157, which at the time was the largest ever to see a college football game in the Commonwealth of Virginia.

During the 1989 season, Tech knocked off ninth-ranked West Virginia and star quarterback Major Harris, 12-10, in Morgantown.

During his undergraduate days at Tech, Beamer started three years as a cornerback and played on the Hokies' 1966 and 1968 Liberty Bowl teams. He received a B.S. in distributive education from Tech in 1969 and a master's in guidance from Radford in 1972. Then came the start of the Beamer coaching career.

He began as an assistant at Radford High School from 1969 through 1971. Then, after one season as a graduate assistant at the University of Maryland, he went to The Citadel where he worked five seasons under Bobby Ross and one year under Art Baker. His last two years at The Citadel, Beamer was the defensive coordinator.

In 1979, Beamer went to Murray State as the defensive coordinator under Mike Gottfried. He was named head coach at Murray State in 1981 and went on to compile a six-year record of 42 wins, 23 losses and two ties.

The Tech coach was born in Mt. Airy, N.C., and grew up in Hillsville, Va. At Hillsville High, he earned 11 varsity letters as a three-sport athlete in football, basketball and baseball.

Beamer is married to the former Cheryl Oakley of Richmond, Va. They have two children, Shane, a former member of his dad's football team at Tech and now a graduate assistant at Tennessee; and daughter Casey, a 2003 graduate of Virginia Tech.

## BEAMER'S PROFILE

### PERSONAL:

Born: 10/18/46, Mt. Airy, N.C.  
Hometown: Hillsville, Va.  
Wife: former Cheryl Oakley  
Children: Shane, Casey

### EDUCATION:

High School: Hillsville (1965)  
College: Virginia Tech (1969)  
Postgraduate: Radford University (1972)

### PLAYING EXPERIENCE:

Virginia Tech (1966-68)

### COACHING EXPERIENCE:

1972 Graduate Assistant, Maryland  
1973-76 Assistant Coach, The Citadel  
1977-78 Defensive Coordinator, The Citadel  
1979-80 Defensive Coordinator, Murray State  
1981-86 Head Coach, Murray State  
1981 (8-3)  
1982 (4-7)  
1983 (7-4)  
1984 (9-2)  
1985 (7-3-1)  
1986 (7-4-1) Ohio Valley co-champion  
Record at Murray State: 42-23-2

1987- Head Coach, Virginia Tech  
1987 (2-9)  
1988 (3-8)  
1989 (6-4-1)  
1990 (6-5)  
1991 (5-6)  
1992 (2-8-1)  
1993 (9-3) Independence Bowl champion  
1994 (8-4) Gator Bowl  
1995 (10-2) BIG EAST, Sugar Bowl champion  
1996 (10-2) BIG EAST co-champion, Orange Bowl  
1997 (7-5) Gator Bowl  
1998 (9-3) Music City Bowl champion  
1999 (11-1) BIG EAST champion, Sugar Bowl  
2000 (11-1) Gator Bowl champion  
2001 (8-4) Gator Bowl  
2002 (10-4) San Francisco Bowl champion  
2003 (8-4) Insight Bowl  
Record at Virginia Tech: 125-73-2  
Overall head coaching record: 167-96-4

### BOWL EXPERIENCE:

Player  
1966 Liberty (Virginia Tech vs. Miami)  
1968 Liberty (Virginia Tech vs. Mississippi)  
Coach  
1993 Independence (Virginia Tech vs. Indiana)  
1994 Gator (Virginia Tech vs. Tennessee)  
1995 Sugar (Virginia Tech vs. Texas)  
1996 Orange (Virginia Tech vs. Nebraska)  
1997 Gator (Virginia Tech vs. North Carolina)  
1998 Music City (Virginia Tech vs. Alabama)  
1999 Sugar (Virginia Tech vs. Florida State)  
2000 Gator (Virginia Tech vs. Clemson)  
2001 Gator (Virginia Tech vs. Florida State)  
2002 San Francisco (Virginia Tech vs. Air Force)  
2003 Insight (Virginia Tech vs. California)

## NOTEWORTHY ACCOMPLISHMENTS

### UNDER THE DIRECTION OF FRANK BEAMER AND HIS STAFF, THE HOKIES HAVE ...

- earned a chance to play for the national championship for the first time in school football history.
- become one of only seven Division I schools to go to bowl games each of the last 11 seasons.
- compiled a school-record streak in the Associated Press Poll at 84 consecutive weeks.
- posted 11 wins in a season for the first time.
- registered the program's first back-to-back 11-win seasons.
- produced the school's first 11-0 regular-season record in football.
- averaged nine wins a season over the last 11 seasons.
- become the first team in BIG EAST history to win all the league's major awards in the same season.
- won three BIG EAST Championships and earned three invitations to the Bowl Championship Series in the past nine seasons.



*Coach Frank Beamer has led the Hokies to five bowl wins.*

- earned the highest national rankings in school football history, including three Top 10 finishes and back-to-back Top 6 finishes.
- finished in a final Top 25 poll nine times in the last 10 seasons.
- won more games (125) than under any other coaching staff.
- been to three times as many bowl games (11) than under any other coaching staff.
- won more bowl games (5) than under any other coaching staff.
- posted 11 straight seasons of seven or more wins for the first time in school history.
- had 79 of their last 98 games televised (81%).
- compiled a 64-22 record in televised games since the start of the 1995 season.
- blocked more kicks in the 1990s than any other Division I-A team.
- become one of only eight Division I-A schools ever to lead the nation in both scoring offense and defense in the same season.
- had at least one player from every defensive position score a touchdown.
- produced a No. 1 pick in the National Football League draft.
- had over 100 players sign with NFL teams.
- had two players who entered the program as walk-ons drafted in the top four rounds of the NFL draft.
- produced seven Associated Press All-Americans over the last four seasons (1999-02).
- had players win eight major BIG EAST individual awards in the last six years.

# BEAMERBALL

During the Frank Beamer era at Virginia Tech, putting points on the scoreboard has always been a team effort — the offensive team, the defensive team and the special teams. It's called BeamerBall, and it has helped propel the Hokies to new heights.

Each of Tech's last eight teams are ranked among the top 10 highest scoring grid squads in school history. What sets BeamerBall apart are the contributions made by the

defense and special teams. Since the start of the 1993 season, a player at every position on the defensive unit has produced at least one touchdown. And 24 different players have scored touchdowns while playing on Tech's special teams.

Altogether, the Hokies' defense and special teams have combined to contribute 87 touchdowns since Beamer arrived in 1987, including 70 in Tech's last 124 games. Under

Beamer, Tech's defense has scored 54 TDs, with 32 coming on pass interceptions, 20 on fumble returns and two on fumble recoveries. The special teams have added 33 TDs, including 15 on blocked punts, 11 on punt returns, four on kickoff returns, two on blocked field goals and one on a fumble recovery.

Fittingly, the trend started in Beamer's first game as Tech's head coach when true freshman Jon Jeffries

returned a kickoff 92 yards for a touchdown against Clemson. It was the Hokies' first touchdown under Beamer, and it was scored on special teams.

Since the start of the '87 season, a total of 61 different players on Tech's defense and special teams units have scored touchdowns. Twelve of those players — Don Stokes, Jock Jones, Roger Brown, Lawrence Lewis,

## TOUCHDOWNS BY DEFENSE AND SPECIAL TEAMS UNDER BEAMER

**1987:** Jon Jeffries, 92-yd. kickoff return vs. Clemson; Don Stokes, recovered blocked punt in end zone vs. Syracuse; Randy Cockrell (ilb), 90-yd. interception return vs. Navy.

**1988:** Don Stokes, recovered blocked punt in end zone vs. Southern Miss; Jock Jones, recovered blocked punt in end zone vs. West Virginia; Roger Brown (cb), 55-yd. interception return vs. South Carolina; Leslie Bailey (ilb), 19-yd. interception return vs. South Carolina.

**1989:** Marcus Mickel, 90-yd. kickoff return vs. Clemson; Jock Jones (olb), 55-yd. interception return vs. Tulane; Roger Brown (cb), 55-yd. interception return vs. North Carolina State.

**1990:** The '90 season marked the first and only season to date during Beamer's tenure that Tech failed to score at least one TD on either defense or special teams.

**1991:** P.J. Preston (olb), recovered fumble in end zone vs. Oklahoma; Ken Landrum, 18-yd. blocked punt return vs. Cincinnati; Kirk Alexander (fs), 95-yd. interception return vs. Cincinnati.

**1992:** Tyronne Drakeford (cb), 40-yd. interception return vs. East Carolina; Tony Kennedy, 91-yd. kickoff return vs. Louisville; Ken Brown (olb), 18-yd. interception return vs. Rutgers.

**1993:** William Ferrell, 7-yd. blocked punt return vs. Rutgers; DeWayne Knight (olb), 23-yd. fumble return vs. Syracuse; Jeff Holland (dt), 8-yd. fumble return vs. Virginia; Lawrence Lewis (de), 20-yd. fumble return vs. Indiana; Antonio Banks, 80-yd. blocked field goal return vs. Indiana.

**1994:** Torrian Gray (rov), 66-yd. interception return vs. Boston College; Stacy Henley, 25-yd. blocked punt return vs. Temple; Lawrence Lewis (de), 60-yd. fumble

return vs. East Carolina; Antonio Freeman, 80-yd. punt return vs. Pittsburgh.

**1995:** Jermaine Holmes, recovered blocked punt in end zone vs. Akron; Hank Coleman (de), 51-yd. fumble return vs. Rutgers; Myron Newsome (ilb), 71-yd. interception return vs. Rutgers; Larry Green (cb), 37-yd. interception return vs. West Virginia; Jim Baron (dt), 46-yd. fumble return vs. Temple; J.C. Price (dt), 19-yd. interception return vs. Temple; Antonio Banks (cb), 65-yd. interception return vs. Virginia; Bryan Still, 60-yd. punt return vs. Texas; Jim Baron (dt), 20-yd. fumble return vs. Texas.

**1996:** Cornelius White, 60-yd. blocked punt return vs. Syracuse; Keion Carpenter (fs), 100-yd. interception return vs. Miami.

**1997:** Carl Bradley (dt), recovered fumble in end zone vs. Rutgers; Pierson Prioleau (rov), 43-yd. fumble return vs. Rutgers; Lorenzo Ferguson (fs), 84-yd. interception return vs. Arkansas St.; Anthony Midget (cb), 22-yd. fumble return vs. Pittsburgh.

**1998:** Keion Carpenter (fs), 16-yd. interception return vs. Pittsburgh; Pierson Prioleau (rov), 85-yd. interception return vs. Boston College; Marcus Gildersleeve, recovered blocked punt in end zone vs. UAB; Ricky Hall, 17-yd. blocked punt return vs. West Virginia; Ricky Hall, recovered blocked punt in end zone vs. Syracuse; Loren Johnson (cb), 78-yd. fumble return vs. Syracuse; Ike Charlton (cb), 26-yd. interception return vs. Rutgers; Jamel Smith (lb), 98-yd. interception return vs. Rutgers; Anthony Midget (cb), 27-yd. interception return vs. Alabama.

**1999:** Ike Charlton (cb), 34-yd. interception return vs. Clemson; Corey Moore (de), 32-yard fumble return vs. Clemson; Cory Bird (rov), 26-yd. fumble return vs. Syracuse; Phillip Summers (rov), 43-yd. interception return vs. Syracuse; Tee

Butler, recovered fumble by punter in end zone vs. Syracuse; Ricky Hall, 64-yd. punt return vs. Miami; Ike Charlton (cb), 51-yd. fumble return vs. Miami; Larry Austin (cb), 31-yd. interception return vs. Temple.

**2000:** Willie Pile (fs), 11-yd. interception return vs. Akron; Cory Bird, 9-yd. blocked punt return vs. East Carolina; André Davis, 87-yd. punt return vs. East Carolina; André Davis, 71-yd. punt return vs. Boston College; André Davis, 76-yd. punt return vs. WVU; Nathaniel Adibi (de), 36-yd. fumble return vs. UCF.

**2001:** Channing Reed (dt), 8-yd. fumble return vs. Rutgers; Kevin McCadam (rov), 69-yd. interception return vs. UCF; André Davis, 55-yd. punt return vs. UCF; Jim Davis (de), 27 yd. interception return vs. WVU; Kevin McCadam (rov), 9-yd. fumble return vs. BC; Ronyell Whitaker, 71-yd. blocked field goal return vs. Pittsburgh; Brandon Manning, 22-yd. blocked punt return vs. Miami.

**2002:** DeAngelo Hall, 69-yd. punt return vs. Arkansas State; DeAngelo Hall (cb), 49-yd. interception return vs. Arkansas State; Jason Lallis (dt), 59-yd. fumble return vs. Arkansas State; Alex Markogiannakis (lb), 25-yd. fumble return vs. Western Michigan; DeAngelo Hall, 51-yd. punt return vs. Rutgers; Darryl Tapp, 11-yd. blocked punt return vs. Virginia; Willie Pile (fs), 96-yd. interception return vs. Miami.

**2003:** Jason Lallis (dt), 45-yd. interception return vs. UCF; Eric Green (cb), 84-yd. interception return vs. UC; Mike Imoh, 91-yd. kickoff return vs. UC; Chris Clifton, 16-yd. blocked punt return vs. UC; Jimmy Williams (fs), 55-yd. interception return vs. Rutgers; DeAngelo Hall, 58-yd. punt return vs. Syracuse; DeAngelo Hall, 60-yd. punt return vs. Syracuse; Vincent Fuller (cb), 50-yd. fumble return vs. WVU; DeAngelo Hall (cb), 28-yd. fumble return vs. Miami; Eric Green (cb), 51-yd. interception return vs. Miami.

Antonio Banks, Jim Baron, Keion Carpenter, Pierson Prioleau, Anthony Midget, Cory Bird, Kevin McCadam Willie Pile, Jason Lallis and Eric Green — scored twice. Ike Charlton and Ricky Hall, have three scores each, while André Davis has four and DeAngelo Hall five.

BeamerBall's emphasis on special teams produces more than touchbacks. During the 1990s, Tech blocked more kicks than any other Division I-A team. In 1998, the Hokies ranked eighth nationally in punting and in 1999, they were ninth nationally in kickoff

returns. During the 2000 season, Tech led the nation in punt returns. In 2001 and 2002, the Hokies finished tied for 10th and 16th, respectively, in punt returns. This season Tech ranks sixth.

Tech's tradition for blocking kicks during the Beamer era has produced 101 blocks in his 200 games as the head coach. The Hokies have blocked 52 punts (15 for TDs), 28 field goals and 21 extra points.

In 1998, the Hokies set a school record when they blocked 10 kicks during the regular season and two more

in their Music City Bowl game against Alabama.

Since joining the BIG EAST Conference in 1991, the Hokies have posted at least three blocked kicks against every team in the league. During that span, Tech has blocked 10 kicks against Pittsburgh, nine versus Miami, seven against West Virginia, six versus Rutgers, four against Boston College and Syracuse and three versus Temple.

In the Beamer era, Tech has blocked two kicks in a game 17 times, including two during its 2002 game with No. 14 LSU.

The most prolific kick blockers under Beamer have been defensive lineman Bernard Basham and safety Keion Carpenter who each posted six blocks during their Tech careers. Basham blocked three field goals and three PATs, while Carpenter blocked six punts.

BeamerBall has been a major factor in Tech's 101-33 record over the past 11 seasons. During that span, the Hokies are 45-7 in games when they score at least one defensive or special teams touchdown and 44-13 when they block at least one kick.

## VIRGINIA TECH'S BLOCKED KICKS UNDER BEAMER

**TOTALS: 101 IN 200 GAMES (52 PUNTS, 28 FGs, 21 PATs)**

### 1987 (1 punt, 1 PAT, 1 FG)

Syracuse – punt\* (Jimmy Whitten) hL  
East Carolina – PAT (na) hL  
Cincinnati – FG (Roger Brown) hW

### 1988 (4 punts, 3 FGs)

Clemson – punt (Jock Jones) aL  
Southern Miss – punt\* (Archie Hopkins) aL  
West Virginia – punt\* (Archie Hopkins) hL  
Cincinnati – punt+ (Jock Jones) aW  
Louisville – FG (Jimmy Whitten) aL  
Florida State – FG (Roger Brown);  
FG+ (Roger Brown) aL

### 1989 (1 punt, 1 FG)

Tulane – punt+ (Archie Hopkins) hW  
N.C. State – FG (Jock Jones) aW

### 1990 (2 punts, 3 PATs, 1 FG)

East Carolina – PAT (John Rivers) aW  
South Carolina – PAT (John Rivers) hL  
Florida State – punt+ (Scott Jones) aL  
West Virginia – FG+ (Bernard Basham) hW  
Temple – punt (Archie Hopkins) aL  
N.C. State – PAT (Bernard Basham) hW

### 1991 (3 punts, 3 FGs)

James Madison – FG (Bernard Basham) hW  
Oklahoma – FG (Bernard Basham) aL  
Cincinnati – punt+ (P.J. Preston);  
punt\* (Kirk Alexander) hW  
Louisville – FG (John Rivers) hW  
East Carolina – punt (Marcus McClung) hL

### 1992 (5 PATs, 1 FGs)

James Madison – PAT (John Rivers);  
FG+ (Kirk Alexander) hW  
East Carolina – PAT (Bernard Basham) aL  
West Virginia – PAT (David Wimmer) hL  
Miami – PAT (Bernard Basham) hL  
Virginia – PAT (David Wimmer) hL

### 1993 (4 punts, 2 FGs)

Miami – punt@ (Willie Wilkins) aL  
Maryland – FG (George DelRicco) hW  
Rutgers – punt\* (Marcus McClung) hW  
Syracuse – punt+ (William Ferrell) hW

Virginia – punt# (Brandon Semones) aW  
Indiana – FG\* (Jeff Holland) nW  
Independence Bowl

### 1994 (2 punts, 2 FGs)

Arkansas St. – FG (Cornell Brown) hW  
Temple – punt\* (William Ferrell) hW  
Miami – punt# (Michael Williams) aL  
Rutgers – FG (Michael Williams) hW

### 1995 (4 punts, 3 PATs, 1 FG)

BC – PAT (Waverly Jackson) hL  
Cincinnati – FG (Jim Baron);  
PAT (Lawrence Lewis) hL  
Miami – punt# (Angelo Harrison) hW  
Pittsburgh – punt+ (Angelo Harrison);  
punt# (Angelo Harrison) aW  
Akron – punt\* (Okesa Smith);  
PAT (Lawrence Lewis) hW

### 1996 (5 punts, 1 PAT)

Akron – PAT (John Engelberger) aW  
BC – punt+ (Keion Carpenter) aW  
Syracuse – punt\* (Cornelius White) aL  
Temple – punt (Keion Carpenter) hW  
SW Louisiana – punt (Michael Stuewe);  
punt+ (Keion Carpenter) hW

### 1997 (2 punts, 3 PATs, 2 FGs)

Arkansas St. – FG+ (Carl Bradley) hW  
WVU – punt# (Phillip Summers) aL  
Miami – PAT (Carl Bradley) hW  
Pittsburgh – PAT (Corey Moore);  
PAT (John Engelberger) aL  
Virginia – punt (Keion Carpenter);  
FG (John Engelberger) aL

### 1998 (8 punts, 2 PATs, 2 FGs)

East Carolina – FG+ (Corey Moore) hW  
Miami – PAT (John Engelberger) aW  
Pittsburgh – FG (Corey Moore);  
punt# (Larry Austin) hW  
Boston College – punt (Keion Carpenter);  
punt+ (André Davis) aW  
UAB – punt\* (Larry Austin) aW  
WVU – punt\* (Marcus Gildersleeve);  
PAT (John Engelberger) hW

Syracuse – punt\* (Anthony Midget) aL  
Alabama – punt (Keion Carpenter);  
punt+ (Corey Moore) nW  
Music City Bowl

### 1999 (1 punt, 1 PAT)

Rutgers – PAT^ (Carl Bradley) aW  
Pittsburgh – punt+ (André Davis) aW

### 2000 (4 punts, 2 FGs, 2 PATs)

Akron – FG+ (Cory Bird) hW  
East Carolina – punt\* (Wayne Ward);  
FG (Larry Austin) aW  
Rutgers – punt+ (Eric Green) hW  
Temple – punt+ (Wayne Ward) hW  
West Virginia – punt (Lee Suggs)  
PAT (Lamar Cobb) hW  
Pittsburgh – PAT (David Pugh) hW

### 2001 (5 punts, 2 FG)

W. Michigan – punt+ (Wayne Ward) hW  
Rutgers – punt@ (Eric Green) aW  
UCF – punt@ (Brandon Manning) hW  
Pittsburgh – FG\* (Lamar Cobb) aL  
Virginia – punt (Wayne Ward) aW  
Miami – FG# (David Pugh)  
punt\* (Eric Green) hL

### 2002 (5 punts, 2 FG)

LSU – punt+ (Justin Hamilton)  
punt@ (Jason Lallis) hW  
Marshall – FG+ (Team) hW  
Western Michigan – FG (Jeff King) aW  
Pittsburgh – punt+ (Nathaniel Adibi) hL  
West Virginia – punt# (Ernest Wilford) hL  
Virginia – punt\* (Justin Hamilton) hW

### 2003 (1 punt, 3 FG)

UConn – punt\* (Nathaniel Adibi) hW  
Rutgers – FG (Jeff King) aW  
Syracuse – FG (Vincent Fuller) hW  
Miami – FG (Eric Green) hW

\*recovered or returned for touchdown  
+led to TD; @led to safety; #led to FG  
^led to a two-point defensive extra point



# BILLY HITE



## Associate Head Coach and Running Backs Coach

Billy Hite, who has been on the sidelines for more Virginia Tech football games than any other coach, is finishing his 26th season on the Tech coaching staff and his third year as the Hokies' associate head coach.

While at Tech, Hite has helped produce eight of

Virginia Tech's top 10 career rushing leaders. Twenty of his running backs have gone on to sign with NFL teams.

Hite came to Blacksburg as a member of Bill Dooley's football staff in 1978. He served as a recruiter and head jayvee coach his first two years, then took over as the offensive backfield coach in charge of tailbacks and fullbacks in 1980. He has been coaching Tech's running backs ever since.

Hite remained at Tech when Frank Beamer took over in 1987 and was elevated to the position of assistant head

coach by Beamer the following year. He was promoted to the new position of associate head coach in December 2000.

In 1989, Hite filled in as the acting head coach when Beamer was sidelined following coronary angioplasty surgery and had to miss a home game versus Tulane. Hite didn't let the Tech faithful down as he led the Hokies to an emotional 30-13 victory.

Hite's first tailback in 1980, Cyrus Lawrence, went on to establish Tech season and career marks for rushing yards. During the mid-1980s, Hite was credited with the development of Tech's famed "Stallions" backfield that featured Maurice Williams and Eddie Hunter.

In 2000, tailback Lee Suggs shattered school and BIG EAST Conference scoring records on the way to leading the nation in touchdowns and scoring. Suggs, who also led the conference in rushing, was selected the Co-BIG EAST Offensive Player of the Year.

During the 2001 season, with Suggs sidelined by an injury, true freshman tailback Kevin Jones came on to lead the team in rushing and set a Tech record for rushing yards by a freshman. Jones was named the BIG EAST Rookie of the Year. The 2001 season also saw senior Jarrett Ferguson

establish new season marks for receiving by a fullback.

Last year, Suggs and Jones combined to become the most productive Tech twosome ever in terms of single-season rushing yardage, combining for over 2,000 yards. This season, Jones broke Lawrence's single-season rushing mark and set new Tech records for rushing in a game and 100-yard games in a season. He earned first team All-America honors and is Tech's first finalist for the Doak Walker Award.

A native of Hyattsville, Md., Hite was a former star tailback at the University of North Carolina. He received a bachelor's degree in education in 1974.

Hite began his coaching career as a graduate assistant at UNC in '74. He was a part-time assistant for the Tar Heels from 1975-77.

Hite received one of his highest honors when he was inducted into the DeMatha High School Hall of Fame in 1992.

Hite is married to the former Anne Heen of Memphis, Tenn. They have two daughters, Kirsten Marie, 18, and Bryn Elizabeth Louise, 14, and a son, Griffin William, 10.

## HITE'S PROFILE

### PERSONAL:

Born: 4/28/51, Washington, D.C.  
 Hometown: Hyattsville, Md.  
 Wife: former Anne Heen  
 Children: Kirsten Marie, Bryn Elizabeth Louise, Griffin William

### EDUCATION:

High School: DeMatha High School (1969)  
 College: University of North Carolina (1974)

### PLAYING EXPERIENCE:

North Carolina (1970-73)

### COACHING EXPERIENCE:

1974-77 North Carolina (running backs)  
 1978-87 Virginia Tech (running backs)  
 1988-00 Virginia Tech (assistant head coach and running backs)  
 2001- Virginia Tech (associate head coach and running backs)

### BOWL EXPERIENCE:

Player  
 1971 Sun (North Carolina vs. Texas Tech)  
 1972 Gator (North Carolina vs. Georgia)  
 Coach  
 1974 Sun (North Carolina vs. Mississippi State)  
 1976 Peach (North Carolina vs. Kentucky)  
 1977 Liberty (North Carolina vs. Nebraska)  
 1980 Peach (Virginia Tech vs. Miami)  
 1984 Independence (Virginia Tech vs. Air Force)  
 1986 New Peach (Virginia Tech vs. N.C. State)  
 1993 Independence (Virginia Tech vs. Indiana)  
 1994 Gator (Virginia Tech vs. Tennessee)  
 1995 Sugar (Virginia Tech vs. Texas)  
 1996 Orange (Virginia Tech vs. Nebraska)  
 1997 Gator (Virginia Tech vs. North Carolina)  
 1998 Music City (Virginia Tech vs. Alabama)  
 1999 Sugar (Virginia Tech vs. Florida State)  
 2000 Gator (Virginia Tech vs. Clemson)  
 2001 Gator (Virginia Tech vs. Florida State)  
 2002 San Francisco (Virginia Tech vs. Air Force)  
 2003 Insight (Virginia Tech vs. California)



Coach Billy Hite and his wife, Anne, with Kirsten, Griffin and Bryn.

## VIRGINIA TECH'S RUNNING GAME

### UNDER THE DIRECTION OF COACH BILLY HITE, IN 2003 ...

- tailback Kevin Jones earned first-team All-America honors and became Tech's first finalist for the Doak Walker Award.
- the Hokies rank No. 15 nationally in rushing offense as a team, while Kevin Jones ranks eighth individually in rushing and sixth in scoring.
- Kevin Jones has set school single-season records for rushing yards and 100-yard games and broken a 25-year old record for rushing yards in a game.



### DURING BILLY HITE'S TENURE AT VIRGINIA TECH ...

- the Hokies have rushed for over 58,500 yards — an average of more than 200 yards per game (203.1) over a 290-game period.
- he has had a back rush for 100 yards or more in a game 134 times.
- the Hokies have had an average of 145 yards rushing per game from the tailback position.
- he has coached eight of Virginia Tech's top 10 career rushing leaders.
- he has worked with seven of the nine Tech players who have turned in 1,000-yard rushing seasons.
- he has coached five different running backs who rushed for over 100 yards in a bowl game.
- a total of 20 running backs have gone on to sign with NFL teams.
- the Hokies have been ranked among the top 20 rushing teams in Division I-A seven of the past 11 seasons.

*"I tell all my players to be the best back on the field — to be complete football players. I want them to take the attitude that one man cannot bring them down. I want them to be physical and nasty when blocking; to run good pass routes and catch the football; and to be good actors and carry out their fakes. Once a back touches the ball, they make the decision where to run. I will never second guess a running back with the ball in his arms. If each back protects the football, makes the big play and plays with intensity, we will win."*

— Billy Hite



*Kevin Jones set Tech records for rushing yards in a game, with 241 yards against Pittsburgh, and rushing yards in a season, with 1,494 in 12 games this year.*

### SEASON RUSHING LEADERS


Player	Yards
<b>Kevin Jones</b>	1,494
<b>Cyrus Lawrence</b>	1,403
<b>Lee Suggs</b>	1,255
<b>Cyrus Lawrence</b>	1,221
<b>Lee Suggs</b>	1,207
<b>Dwayne Thomas</b>	1,130
<b>Shyrone Stith</b>	1,119
Roscoe Coles	1,119
Roscoe Coles	1,045
Phil Rogers	1,036

### CAREER RUSHING LEADERS

Player	Yards
<b>Cyrus Lawrence</b>	3,767
Roscoe Coles	3,459
<b>Kevin Jones</b>	3,322
<b>Maurice Williams</b>	2,981
<b>Lee Suggs</b>	2,697
<b>Dwayne Thomas</b>	2,696
<b>Ken Oxendine</b>	2,645
<b>Eddie Hunter</b>	2,523
Phil Rogers	2,461
<b>Vaughn Hebron</b>	2,327

(**Bold** signifies player coached by Hite)

# BUD FOSTER



## *Defensive Coordinator and Inside Linebackers Coach*

Defensive master-mind Bud Foster has gained a well-deserved reputation as one of the nation's most respected young coaches while serving on Frank Beamer's football staff at Virginia Tech.

Foster, who is finishing up his 17th season at Tech, has helped mold nationally-ranked defenses on a yearly basis during his eight years as a coordinator. His success made

him a finalist for the coveted Broyles Award in both 1999 and 2001. The award is presented annually to the nation's top assistant football coach.

Last year, Tech's young defense was ranked among the national leaders in scoring defense, interceptions and turnovers gained. Under Foster's guidance, Tech's 2001 defense proved to be one of the nation's best, ranking among the top eight teams in Division I-A in six different categories and leading the way in shutouts with four. In 2000, Foster took a defense that returned just three starters and turned it into a unit that led the BIG EAST in rushing defense, placed 16th

nationally against the run and tied for third nationally in interceptions.

After helping Tech to the national championship game in 1999, Foster was recognized as the 2000 Division I-A Defensive Coordinator of the Year by American Football Coach magazine. Tech's 1999 defensive unit led Division I-A in scoring defense and ranked third in both total and rushing defense.

Following the 1998 season, Foster was pursued by the University of Florida for its defensive coordinator position, but he opted to continue his long-standing football association with Beamer. That association dates back to 1979 when Foster was a strong safety and defensive end at Murray State and Beamer was the defensive coordinator. Foster began his coaching career as a graduate assistant at MSU in 1981, Beamer's first season as the head coach.

Since coming to Tech in 1987, Foster has helped build the Hokies into one of the hardest-hitting defensive units in college football. During that time, he has worn several coaching hats. Foster coached the inside linebackers for one year in 1987, then tutored the outside linebackers for the next five seasons. He assumed responsibility for both sets of

linebackers prior to the 1993 season and also took over special-teams coaching that year. The following year, he coached the inside linebackers and special teams. Foster assumed the position of co-defensive coordinator in 1995 and took over as the sole defensive coordinator in '96. The inside linebackers continue to be his primary responsibility.

During his tenure at Tech, Foster has coached All-Americans Ben Taylor and Jamel Smith and five other linebackers who have earned All-BIG EAST Conference honors.

A 1981 graduate of Murray State, Foster was an outstanding strong safety and outside linebacker from 1977 to 1980. After two years as a graduate assistant at his alma mater, Foster was elevated to a full-time staff position. The Nokomis, Ill., native, coached outside linebackers for three seasons before taking over the inside and outside linebackers in 1986. He also served as the Racers' recruiting coordinator and worked with special teams.

Foster and his wife Jacqueline have three children: Ammie, 24; Grant, 17; and Hillary, 15. In his spare time, Foster enjoys spending time with his family.

## FOSTER'S PROFILE

### PERSONAL:

Born: 7/28/59, Somerset, Ky.  
Hometown: Nokomis, Ill.  
Wife: former Jacqueline Travis  
Children: Ammie, Grant, Hillary

### EDUCATION:

High School: Nokomis (Ill.) High School (1977)  
College: Murray State University (1981)

### PLAYING EXPERIENCE:

Murray State (1977-80)

### COACHING EXPERIENCE:

1981-82 Murray State (graduate assistant)  
1983-85 Murray State (outside linebackers)  
1986 Murray State (linebackers/special teams)  
1987 Virginia Tech (inside linebackers)  
1988-92 Virginia Tech (outside linebackers)  
1993 Virginia Tech (linebackers/special teams)  
1994 Virginia Tech (inside backers/special teams)  
1995- Virginia Tech (defensive coordinator/  
inside linebackers/special teams)


### BOWL EXPERIENCE:

#### Player

1979 Division I-AA Playoff semifinals  
(Murray State vs. Lehigh)

#### Coach

1986 Division I-AA Playoff quarterfinals  
(Murray State vs. Eastern Illinois)  
1993 Independence (Virginia Tech vs. Indiana)  
1994 Gator (Virginia Tech vs. Tennessee)  
1995 Sugar (Virginia Tech vs. Texas)  
1996 Orange (Virginia Tech vs. Nebraska)  
1997 Gator (Virginia Tech vs. North Carolina)  
1998 Music City (Virginia Tech vs. Alabama)  
1999 Sugar (Virginia Tech vs. Florida State)  
2000 Gator (Virginia Tech vs. Clemson)  
2001 Gator (Virginia Tech vs. Florida State)  
2002 San Francisco (Virginia Tech vs. Air Force)  
2003 Insight (Virginia Tech vs. California)



*Coach Bud Foster and his wife, Jacquie, with Hillary and Grant.*

## VIRGINIA TECH'S DEFENSE

### UNDER THE DIRECTION OF BUD FOSTER IN 2003, THE HOKIES' DEFENSE ...

- ranks second in the BIG EAST in total defense, scoring defense and quarterback sacks.
- produced a semifinalist for the Thorpe Award.
- tied a school season record for interception returns for touchdowns with four.
- had 11 different players contribute interceptions.
- scored six touchdowns.



### DURING BUD FOSTER'S ONE YEAR AS CO-DEFENSIVE COORDINATOR AND EIGHT SEASONS AS DEFENSIVE COORDINATOR, TECH HAS ...

- produced two BIG EAST defensive players of the year — Corey Moore, who earned the honor in both 1998 and 1999, and Cornell Brown, who won it in 1995.
- had at least one defensive player earn All-America honors every year. Four players gained A-A recognition in 1999 and three in 2001.
- had 29 different defensive players score touchdowns.
- produced its first Lombardi Award winner and its first Nagurski Trophy winner in Corey Moore.
- held opponents to an average of 102.5 yards rushing and 16.3 points per game over a 103-game span.



### TECH'S NATIONAL DEFENSIVE RANKINGS UNDER COACH BUD FOSTER

#### 1995\*

1st Rushing Defense (77.36 ypg)  
5th Scoring Defense (14.09 ppg)  
10th Total Defense (285.9 ypg)  
23rd Pass Efficiency Defense (104.25 rating)

#### 1996

Tied-9th Scoring Defense (15.27 ppg)  
16th Pass Efficiency Defense (99.37 rating)  
19th Rushing Defense (112.0 ypg)  
24th Total Defense (316.09 ypg)

#### 1997

13th Scoring Defense (16.82 ppg)

#### 1998

2nd Interceptions (23)  
4th Scoring Defense (12.9 ppg)  
7th Total Defense (284.9 ypg)  
11th Rushing Defense (102.2 ypg)  
11th Pass Efficiency Defense (103.4 rating)

#### 1999

1st Scoring Defense (10.5 ppg)  
3rd Total Defense (247.3 ypg)  
3rd Rushing Defense (75.9 ypg)  
7th Pass Efficiency Defense (98.1 rating)

#### 2000

Tied-3rd Interceptions (23)  
16th Rushing Defense (99.3 ypg)

#### 2001

2nd Total Defense (237.81 ypg)  
2nd Rushing Defense (71.6 ypg)  
2nd Scoring Defense (13.4 ppg)  
3rd Pass Efficiency Defense (85.62 rating)  
Tied-7th Interceptions (19)  
8th Pass Defense (166.27 ypg)

#### 2002

1st Interceptions (24)  
5th Turnovers Gained (37)  
21st Scoring Defense (18.79 ppg)

\*co-coordinator in 1995

*"I believe in an attacking, aggressive style of defense. We want to put speed and athleticism on the field and use that to attack and pressure opposing offenses."  
— Bud Foster*

# BRYAN STINESPRING



## Offensive Coordinator and Offensive Line Coach

Bryan Stinespring, one of the top young coaches and recruiters on the collegiate scene, is completing his second season overseeing the Virginia Tech offense. Stinespring was promoted to offensive coordinator in December 2001 and began those duties during the Hokies' Gator Bowl game against Florida State on New Year's Day.

The 2003 season marked Stinespring's 11th year as a full-time coach on Frank Beamer's staff at Tech and his sixth season as the Hokies' offensive line coach. He took over the offensive line duties in the spring of 1998 and helped mold Tech's young line into a unit that showed steady improvement during the '98 season. Two members of that line — tackle Derek Smith and guard Dwight Vick — went on to sign with NFL teams.

In 1999 and 2000, the offensive line helped clear the way as the Hokies set new BIG EAST rushing marks in back-to-back seasons. Center Keith Short, guard Matt Lehr and tackle Dave Kadela all earned second-team All-BIG EAST honors in '99. Lehr repeated as a second-team pick in 2000, while Kadela moved to first team. Last season, tackle Anthony Davis earned second-team all conference honors as the offensive front cleared the way for record-setting tailbacks Lee Suggs and Kevin Jones, who combined for over 2,100 yards. This season All-American center Jake Grove led a line that paved the way for Jones to establish three new school rushing marks.

Prior to taking over his current duties, Stinespring coached Tech's tight ends and

assisted with the offensive line for five seasons. He was the Hokies' recruiting coordinator for eight years (1994-2001) and continues to be instrumental in helping attract top high school talent to campus. In 2001, he served as Tech's assistant head coach along with his other duties.

Stinespring initially joined the Tech staff in 1990 as a graduate assistant coach and spent two seasons in that capacity helping with the offensive line. After serving as the director of sports programs in 1992, he was elevated to a full-time coaching position prior to the 1993 season.

During his tenure as tight ends coach, two of his players earned all-conference honors. John Burke was a second-team pick in 1993, while Bryan Jennings earned first-team honors in 1996.

A native of Clifton Forge, Va., Stinespring was a walk-on player for James Madison University in the early 1980s. He served as a teacher and coach at Lexington High School and helped the football squad win its lone state championship in 1988. He also helped coach the Patrick Henry High School football team before joining the Tech program in 1990.

Stinespring is married to the former Shelley Franklin of Richmond, Va. Bryan and Shelley have a son, Daniel, 9; twin daughters, Caroline and Olivia, who are 5 years old, and another daughter, Ella Grace who was born this August.

## STINESPRING'S PROFILE

### PERSONAL:

Born: 10/12/63, Clifton Forge, Va.  
Hometown: Clifton Forge, Va.  
Wife: former Shelley Franklin  
Children: Daniel Franklin, Caroline Frances, Olivia Jane, Ella Grace

### EDUCATION:

High School: Clifton Forge (Va.) High School (1982)  
College: James Madison University (1986)  
Postgraduate: Virginia Tech (1992)

### COACHING EXPERIENCE:

1986-88 Lexington (Va.) High School  
1989 Patrick Henry (Va.) High School  
1990-91 Virginia Tech (graduate assistant)  
1992 Virginia Tech (director of sports programs)  
1993 Virginia Tech (tight ends/assistant offensive line)  
1994-97 Virginia Tech (TEs/assistant offensive line/recruiting coordinator)  
1998-00 Virginia Tech (offensive line/recruiting coordinator)  
2001 Virginia Tech (assistant head coach/OL/recruiting)  
2002- Virginia Tech (offensive coordinator/offensive line)

### BOWL EXPERIENCE:

Coach  
1993 Independence (Virginia Tech vs. Indiana)  
1994 Gator (Virginia Tech vs. Tennessee)  
1995 Sugar (Virginia Tech vs. Texas)  
1996 Orange (Virginia Tech vs. Nebraska)  
1997 Gator (Virginia Tech vs. North Carolina)  
1998 Music City (Virginia Tech vs. Alabama)  
1999 Sugar (Virginia Tech vs. Florida State)  
2000 Gator (Virginia Tech vs. Clemson)  
2001 Gator (Virginia Tech vs. Florida State)  
2002 San Francisco (Virginia Tech vs. Air Force)  
2003 Insight (Virginia Tech vs. California)



Coach Bryan Stinespring and his wife, Shelley, with Caroline, Daniel and Olivia.




## VIRGINIA TECH'S OFFENSE

### UNDER THE DIRECTION OF BRYAN STINESPRING IN 2003, THE HOKIES' OFFENSE ...

- produced two first-team All-Americans in center Jake Grove and tailback Kevin Jones.
- set a school single-game record for first downs with 36 against UCF.
- leads the BIG EAST in scoring and ranks 16th nationally.
- has produced the fifth-highest total offense and rushing touchdown totals in school history.
- currently has a rushing average per play of 5.3, which would be a new school record.

### DURING BRYAN STINESPRING'S 11 FULL-TIME SEASONS AT TECH, THE HOKIES' OFFENSIVE LINE ...

- produced 17 different players who earned All-BIG EAST honors, including four repeat performers.
- cleared the way for an average of 201.7 yards rushing per game over a 134-game span.
- helped the team set new BIG EAST season rushing marks back-to-back years in 1999 and 2000.
- had 16 players sign with NFL teams.



*Gennaro DiNapoli (l) and Todd Washington are two of the 16 former Tech linemen who have gone on to the NFL during Bryan Stinespring's 11 seasons as a full-time coach.*

*"We want, and expect, to attack both the defense and the field of play in a concerted, aggressive approach. We want to be able to use schemes and formations that utilize our talents while placing pressure on the opponent to adjust and defend. Our goal is to set the tempo of the game and dictate the style of play that is indicative of Virginia Tech football."*

*— Bryan Stinespring*

# JIM CAVANAUGH



## ***Strong Safety and Outside Linebackers Coach and Recruiting Coordinator***

Jim Cavanaugh has played a major role in Virginia Tech's success since joining Frank Beamer's coaching staff in 1996. Cavanaugh is finishing his eighth season as the Hokies' strong safety and outside linebackers coach and his second year as Tech's recruiting coordinator.

No one has been more instrumental in bringing top-notch talent to the Tech program than Cavanaugh. Over the past four years, his recruiting skills have helped the Hokies attract, among others, prep All-Americans Michael Vick, Nathaniel Adibi, Bryan Randall, Jonathan Lewis, Marcus Vick, Xavier Adibi and Chris Ellis.

Along with his success in attracting talent, Cavanaugh has also been instrumental in

helping players develop their talent once they join the Tech program. During his first season on the job in 1996, outside linebacker Brandon Semones led the team in tackles and earned second-team All-BIG EAST honors.

Cavanaugh has since helped in the development of highly-successful safeties Pierson Prioleau, Cory Bird, Kevin McCadam and Michael Crawford. Prioleau was a first-team All-BIG EAST pick in 1997 and 1998 and earned third-team All-America recognition from *The Sporting News* in '97. He was a fourth-round draft pick of the San Francisco 49ers in 1999. Bird was tabbed a second-team All-BIG EAST pick following the 2000 season and was selected in the third-round of the NFL draft by the Indianapolis Colts.

McCadam was one of the keys to Tech's success in 2001 and was a

fifth-round NFL selection by the Atlanta Falcons. Crawford leads Tech in tackles this year with 119, the most ever from the rover position.

Tech's appearance in the 2003 Insight Bowl will mark Cavanaugh's 20th postseason game as a coach.

A former star receiver at William & Mary, Cavanaugh is a veteran of 34 years coaching, including 30 as a full-time coach on the collegiate level. He has worked at two other Virginia schools — VMI and the University of Virginia — during his career.

Cavanaugh coached at the University of North Carolina for eight years and from 1982 through 1987, he worked under Bobby Ross and Joe Krivak at Maryland. He served two years at North Carolina State, three years under coach Bob Thalman at VMI, one year at Virginia and

two years at Marshall. Cavanaugh began his collegiate coaching career as a graduate assistant at North Carolina State in 1972.

During his years as a receiver at William & Mary, Cavanaugh surpassed the Tribe career record in receiving with 117 catches and over 1,600 yards. He also earned honorable-mention All-America honors in 1967 and was co-captain of his team in 1969. Cavanaugh was inducted into the William & Mary Sports Hall of Fame in April 2001.

Married to the former Marsha Carnell, he has two children — Ryan, an Appalachian State graduate who works for the Indianapolis Colts and is married to the former Melissa Searls, and Lauren Reddick, who graduated from Virginia Tech in 2002 and is married to Rob Reddick.

### CAVANAUGH'S PROFILE

**PERSONAL:**

Born: 8/4/48, Queens, N.Y.  
Hometown: Queens, N.Y.  
Wife: former Marsha Carnell  
Children: Ryan, Lauren

*Coach Jim Cavanaugh and his wife, Marsha, with Ryan and his wife, Melissa, and Lauren and her husband, Rob.*



**EDUCATION:**

High School: Chaminade High School (1966)  
College: The College of William & Mary (1970)  
Postgraduate: North Carolina State University (1974)

**PLAYING EXPERIENCE:**

William & Mary (1967-69)

**COACHING EXPERIENCE:**

1970 Newport News (Va.) High School  
1971 Denbigh (Va.) High School  
1972-73 North Carolina State (graduate assistant)  
1974-75 VMI (receivers)  
1976 VMI (running backs)  
1977-78 North Carolina State (receivers)  
1979-80 Marshall (off. coordinator/quarterbacks)  
1981 Virginia (receivers)  
1982-86 Maryland (running backs)  
1987 Maryland (offensive coordinator/quarterbacks)  
1988-95 North Carolina (receivers)  
1996-01 Virginia Tech (strong safety, outside linebackers)  
2002- Virginia Tech (recruiting coordinator/strong safety, outside linebackers)

**BOWL EXPERIENCE:**

Coach  
1972 Peach (N.C. State vs. West Virginia)  
1973 Liberty (N.C. State vs. Kansas)  
1977 Peach (N.C. State vs. Iowa State)  
1978 Tangerine (N.C. State vs. Pittsburgh)  
1982 Aloha (Maryland vs. Washington)  
1983 Citrus (Maryland vs. Tennessee)  
1984 Sun (Maryland vs. Tennessee)  
1985 Cherry (Maryland vs. Syracuse)  
1992 Peach (North Carolina vs. Mississippi State)  
1993 Gator (North Carolina vs. Alabama)  
1994 Sun (North Carolina vs. Texas)  
1995 Carquest (North Carolina vs. Arkansas)  
1996 Orange (Virginia Tech vs. Nebraska)  
1997 Gator (Virginia Tech vs. North Carolina)  
1998 Music City (Virginia Tech vs. Alabama)  
1999 Sugar (Virginia Tech vs. Florida State)  
2000 Gator (Virginia Tech vs. Clemson)  
2001 Gator (Virginia Tech vs. Florida State)  
2002 San Francisco (Virginia Tech vs. Air Force)  
2003 Insight (Virginia Tech vs. California)

## VIRGINIA TECH RECRUITING

*“The state of Virginia is, and always will be, the primary focus of our recruiting. In recent years, a number of outstanding players from outside the state have also expressed great interest in Virginia Tech. If you get the best players from the state of Virginia and put them together with some talented players from out-of-state, you’ve got a really good combination.”*

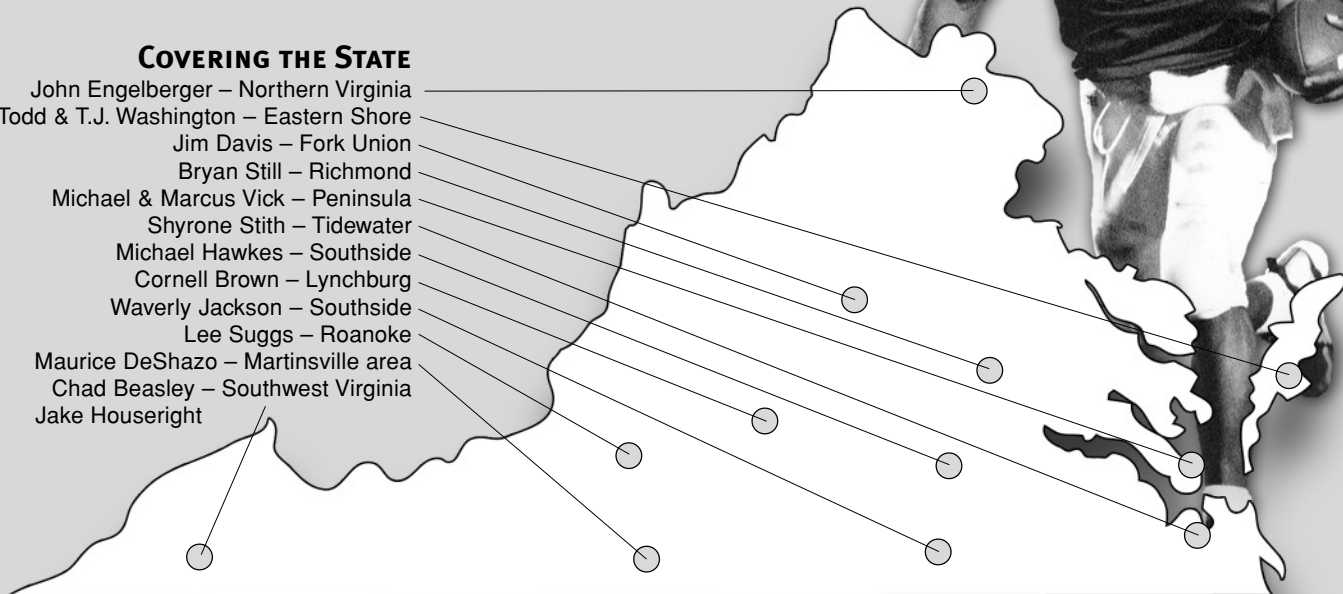
— Coach Frank Beamer



**Michael Vick**

### COVERING THE STATE

- John Engelberger – Northern Virginia
- Todd & T.J. Washington – Eastern Shore
- Jim Davis – Fork Union
- Bryan Still – Richmond
- Michael & Marcus Vick – Peninsula
- Shyrone Stith – Tidewater
- Michael Hawkes – Southside
- Cornell Brown – Lynchburg
- Waverly Jackson – Southside
- Lee Suggs – Roanoke
- Maurice DeShazo – Martinsville area
- Chad Beasley – Southwest Virginia
- Jake Houseright



**Ben Taylor**

*“Having coached high school football in Newport News and having spent most of my professional recruiting life in the state of Virginia, I am fully aware of the outstanding quality of the players and coaches within our state. Our objective is to recruit as many of the great players in the state as possible with the goal of winning the national championship.”*

— Coach Jim Cavanaugh

### ACROSS THE COUNTRY

- Cory Bird, Billy Conaty – New Jersey
- Keion Carpenter, Antonio Freeman – Maryland
- Ike Charlton, Torrian Gray – Florida
- André Davis – New York
- Kevin Jones, Jim Druckenmiller – Pennsylvania
- Kevin McCadam – California
- Corey Moore – Tennessee
- Pierson Prioleau, Tyronne Drakeford – South Carolina
- Jim Pyne – Massachusetts
- Derek Smith – West Virginia
- Ben Taylor, Dave Kadela – Ohio

### COACHES’ IN-STATE RECRUITING AREAS

- Tony Ball ..... Shenandoah Valley
- Jim Cavanaugh ..... Richmond/Peninsula
- Bud Foster ..... Northern Virginia
- Billy Hite ..... New River Valley
- Danny Pearman ..... Central Virginia/Fredericksburg
- Kevin Rogers ..... Roanoke/Lynchburg/Danville/Martinsville
- Bryan Stinespring ..... Tidewater
- Lorenzo Ward ..... Northern Virginia
- Charley Wiles ..... Southwest Virginia

# TONY BALL



## Wide Receivers Coach

During the summers of 1996 and 1997, Ball participated in the National Football League's Minority Internship Program with the Baltimore Ravens.

Ball began his coaching career as a graduate assistant at Austin Peay in 1985 and 1986. While at Austin Peay, he earned a master's in health and nutrition. He served as restricted earnings coach at the University of South Carolina in 1987, working with the running backs and helping the Gamecocks to the Gator Bowl. His first full-time coaching position came at UTC the following year.

Ball played football for the late Joe Morrison at UT-Chattanooga. He was a standout running back who set numerous school kickoff return records and was recently named to the school's All-Century Football Team. He finished with a degree in criminal justice.

Ball is married to the former Maria Ann Slayden. They have two children: Anthony, 13, and Keshea, 11.

Tony Ball, who has 16 years of experience as a full-time collegiate coach, is in his sixth season as Virginia Tech's receivers coach. Ball's attention to detail and enthusiastic approach to the game of football have helped Tech to a 57-17 record, three bowl championships and an appearance in the national championship game over the past six seasons.

Ball has shown an ability to motivate and prepare young players and was instrumental in the development and success of split end Ernest Wilford who has etched his name in the Tech record books. Wilford is four catches away from becoming the Hokies' all-time receptions leader and three catches away from becoming the first Tech player ever to post two 50-catch seasons.

Under Ball's watchful eye, André Davis became one of the nation's top big-play threats. Davis closed out his Tech career in 2001 ranked among the Hokies' top three in career catches, receiving yards and touchdown receptions. He was selected in the second round of the 2002 NFL Draft by the Cleveland Browns.

Ball came to Tech in 1998 after serving three seasons as an assistant at the University of Louisville, where he coached the receivers. Prior to his stint with the Cardinals, Ball worked with the running backs at Holy Cross for three seasons. He coached the receivers at his alma mater, UT-Chattanooga, on two different occasions — once in 1988 and for two seasons in 1990-91. In between, Ball coached the running backs at East Tennessee State in 1989.

## BALL'S PROFILE

### PERSONAL:

Born: 7/28/59, Chattanooga, Tenn.  
Hometown: Chattanooga, Tenn.  
Wife: former Maria Slayden  
Children: Anthony and Keshea

### EDUCATION:

High School: Brainerd High School (1977)  
College: UT-Chattanooga (1983)  
Postgraduate: Austin Peay (1987)

### PLAYING EXPERIENCE:

UT Chattanooga (1977-80)

### COACHING EXPERIENCE:

1985-86 Austin Peay (graduate assistant)  
1987 South Carolina (volunteer running backs coach)  
1988 UT-Chattanooga (receivers)  
1989 ETSU (running backs)  
1990-91 UT-Chattanooga (receivers)  
1992-94 College of Holy Cross (running backs)  
1995-97 Louisville (receivers)  
1998- Virginia Tech (receivers)

### BOWL EXPERIENCE:

Coach  
1987 Gator (South Carolina vs. LSU)  
1998 Music City (Virginia Tech vs. Alabama)  
1999 Sugar (Virginia Tech vs. Florida State)  
2000 Gator (Virginia Tech vs. Clemson)  
2001 Gator (Virginia Tech vs. Florida State)  
2002 San Francisco (Virginia Tech vs. Air Force)  
2003 Insight (Virginia Tech vs. California)



*Coach Tony Ball and his wife, Maria, with Keshea and Anthony.*

# DANNY PEARMAN



## Tight Ends and Offensive Tackles Coach

Danny Pearman, who is finishing his 12th season as a full-time collegiate assistant, has coached in Division I-A national championship games at two different schools.

Pearman, who is in his sixth season as the Hokies' tight ends and offensive tackles coach, brought experience and a sound football background to the Tech staff in 1998. He arrived just in time to help the Hokies

to a surprising 8-3 regular season record and a 38-7 victory over Alabama in the Music City Bowl. Pearman helped bring along an inexperienced group of tight ends and also aided in the development of All-BIG EAST tackle Derek Smith, who was drafted by the Washington Redskins following the season. He has since worked with two other all-conference tackles — Dave Kadela and Anthony Davis.

Under Pearman's tutelage, Tech's tight ends caught 17 passes, 16 of which went for first downs, during Tech's march to the national championship game in 1999. The Tech offense led the

nation in scoring that year and ranked eighth nationally in rushing.

Pearman's experience and hard work have continued to pay dividends in recent seasons. In 2000, former walk-on Browning Wynn earned second-team All-BIG EAST honors at tight end, while teammate Bob Slowikowski caught a key 72-yard touchdown pass against West Virginia. Following the 2001 season, both players signed with NFL teams after contributing valuable senior leadership to a rebuilding offensive unit. Last season, Keith Willis caught an 87-yard pass against Syracuse — the longest reception ever by a Tech tight end. Sixty of his tight ends' last 68 receptions have resulted in first downs.

Prior to coming to Blacksburg, Pearman helped coach the University of Alabama to six bowls and a national championship between 1990 and 1997. After helping guide the Crimson Tide to the national championship in 1992, he contributed to the Tide winning Southeastern Conference Western Division

championships the next four years.

Pearman was a graduate assistant at Alabama for two years, then served as coach of the offensive tackles from 1991 to 1996. He coached the defensive tackles and special teams in 1997.

A native of Charlotte, N.C., Pearman won three letters as a tight end at Clemson from 1983 through 1987. In his playing days, he was named a strength and conditioning All-American. He helped the Tigers win two ACC championships.

Following graduation, Pearman began his coaching career as a graduate assistant with the Tigers in 1988 and 1989. The Tigers won the ACC championship again in '88 and went to bowl games both of Pearman's seasons as a grad assistant.

Pearman has a bachelor's degree in finance and a master's in business administration, both from Clemson. He is married to the former Kristy Sewell of Birmingham, Ala., and they have a daughter, Taylor Brooke, 7, and a son Tanner Ryan, 4.

## PEARMAN'S PROFILE

### PERSONAL:

Born: 2/17/65, Charlotte, N.C.  
Hometown: Charlotte, N.C.  
Wife: former Kristy Sewell  
Children: Taylor Brooke, Tanner Ryan

### EDUCATION:

High School: Independence H.S. (1983)  
College: Clemson University (1987)  
Postgraduate: Clemson University (1989)

### PLAYING EXPERIENCE:

Clemson (1983-87)

### COACHING EXPERIENCE:

1988-89 Clemson (graduate assistant)  
1990-91 Alabama (graduate assistant)  
1991-96 Alabama (offensive tackles/offensive special teams)  
1997 Alabama (defensive tackles/special teams)  
1998- Virginia Tech (tight ends and off. tackles)


### BOWL EXPERIENCE:

#### Player

1985 Independence (Clemson vs. Minnesota)  
1986 Gator (Clemson vs. Stanford)  
1987 Citrus (Clemson vs. Penn State)

#### Coach

1988 Citrus (Clemson vs. Oklahoma)  
1989 Gator (Clemson vs. West Virginia)  
1990 Fiesta (Alabama vs. Louisville)  
1991 Blockbuster (Alabama vs. Colorado)  
1992 Sugar (Alabama vs. Miami)  
1993 Gator (Alabama vs. North Carolina)  
1994 Citrus (Alabama vs. Ohio State)  
1996 Outback (Alabama vs. Michigan)  
1998 Music City (Virginia Tech vs. Alabama)  
1999 Sugar (Virginia Tech vs. Florida State)  
2000 Gator (Virginia Tech vs. Clemson)  
2001 Gator (Virginia Tech vs. Florida State)  
2002 San Francisco (Virginia Tech vs. Air Force)  
2003 Insight (Virginia Tech vs. California)



Coach Danny Pearman and his wife, Kristy, with Tanner Ryan and Taylor Brooke.



# KEVIN ROGERS



## Quarterbacks Coach

coordinator and quarterbacks coach at both Syracuse and Notre Dame before joining the Tech staff in January 2001.

Last year, under Rogers' watchful eye, Tech quarterback Bryan Randall set a school season record for completion percentage (63.7) and ranked 10th nationally in passing efficiency (143.09). He also compiled the most total offense by a Tech player since 1972. Randall continued to progress in 2003 when he was one of only two BIG EAST quarterbacks to earn league offensive player of the week honors twice.

Kevin Rogers, who played a major role in the development of quarterback Donovan McNabb at Syracuse, is in his second year as the quarterbacks coach at Virginia Tech.

The 2003 season marked Rogers' 25th year as a full-time coach on the collegiate level. He served as an offensive

Prior to a three-year stint at Notre Dame (1999-01), Rogers served as the quarterbacks coach for eight seasons at Syracuse under head coach Paul Pasqualoni. His final two years at SU, Rogers was the offensive coordinator, as well as the quarterbacks coach.

Rogers' star pupil at Syracuse was McNabb, the BIG EAST Offensive Player of the Year three straight seasons (he shared the award in '96). McNabb broke most of Syracuse's passing records which had been held by another of Rogers' proteges, Marvin Graves, who ranked second nationally in passing in 1992. McNabb was the second overall pick in the 1999 NFL Draft by the Philadelphia Eagles.

Rogers first joined the Syracuse staff in 1991 as quarterbacks coach, was named assistant head coach in 1995, served as recruiting coordinator from 1995-97 and was named offensive coordinator in '97. While at Syracuse, Rogers saw the Orange finish in the final Associated Press top 25 on six occasions.

Before his tenure at Syracuse, Rogers spent eight seasons on the Navy staff coaching a variety of positions. Rogers' other college coaching credits include running backs coach at William & Mary from

1980-82 and defensive line coach at Ohio State in 1977-78 under Woody Hayes.

In 1999, Rogers coached a Notre Dame offense that broke the school single-season record for total passing yards, completions and attempts. Rogers helped quarterback Jarious Jackson set school single-season records for passing attempts, completions and passing yardage.

Rogers has been involved in 11 postseason bowl games as an assistant coach and has coached a number of All-Americans and National Football League players in his career, including McNabb, Qadry Ismail, Aaron Brown and Napoleon McCallum.

Rogers is no stranger to the Commonwealth of Virginia. The Brooklyn, N.Y., native is a 1974 graduate of the College of William & Mary and began his coaching career as an assistant coach at Bayside High School in Virginia Beach from 1974-76. At William & Mary, he was a three-year letterman as a linebacker and earned a degree in physical education. He earned a master's in physical education from Ohio State in 1978.

Rogers and his wife Betty are parents of three children — Kevin, a former quarterback at Villanova and now a scouting assistant for the Indianapolis

Colts; Megan, a senior at Notre Dame; and Ryan, a junior at Notre Dame.

## ROGERS' PROFILE

### PERSONAL:

Born: 9/7/51, Brooklyn, N.Y.  
Hometown: Sparta, N.J.  
Wife: former Betty Sheridan  
Children: Kevin Sean Rogers, Jr., Megan Elizabeth, Ryan Patrick

### EDUCATION:

High School: Sparta (N.J.) High School (1969)  
College: College of William & Mary (1974)  
Postgraduate: Ohio State (1978)

### PLAYING EXPERIENCE:

Massanutten (Va.) Academy (1969-70)  
William & Mary (1971-73)

### COACHING EXPERIENCE:

1974-76 Bayside (Va.) High (assistant coach)  
1977-78 Ohio State (defensive line) G.A.  
1979 Mainland (Fla.) High (head coach)  
1980-82 William & Mary (running backs)  
1983 Navy (tight ends/offensive tackles)  
1984-85 Navy (tight ends/wide receivers)  
1986 Navy (defensive backs)  
1987-88 Navy (running backs)  
1989-90 Navy (quarterbacks)  
1991-94 Syracuse (quarterbacks)  
1995-96 Syracuse (asst. head coach/quarterbacks/  
recruiting coordinator)  
1997-98 Syracuse (offensive coordinator/quarterbacks)  
1999-01 Notre Dame (offensive coordinator/quarterbacks)  
2002- Virginia Tech (quarterbacks)

### BOWL EXPERIENCE:

Coach

1977 Sugar (Ohio State vs. Alabama)  
1978 Gator (Ohio State vs. Clemson)  
1991 Hall of Fame (Syracuse vs. Ohio State)  
1992 Fiesta (Syracuse vs. Colorado)  
1995 Gator (Syracuse vs. Clemson)  
1996 Liberty (Syracuse vs. Houston)  
1997 Fiesta (Syracuse vs. Kansas State)  
1998 Orange (Syracuse vs. Florida)  
2000 Fiesta (Notre Dame vs. Oregon State)  
2002 San Francisco (Virginia Tech vs. Air Force)  
2003 Insight (Virginia Tech vs. California)



*Coach Kevin Rogers and his wife, Betty, with Megan, Ryan (l) and Kevin (r).*

# LORENZO WARD



## Defensive Backfield Coach

Lorenzo Ward's reputation as an outstanding coach and recruiter continues to grow as he ends his fifth season on Frank Beamer's football staff at Virginia Tech. Ward oversees Tech's cornerbacks and free safeties.

In his previous four seasons with the Hokies, Ward coached five all-BIG EAST players, produced a secondary that helped Tech finish among the national defensive leaders four-straight seasons and spearheaded the recruiting of the nation's top high school football player.

His work with the secondary in 1999 contributed

to the Hokies finishing No. 3 in total defense and No. 7 in pass efficiency defense. In 2000, Tech tied for third nationally in interceptions and during the 2001 season, the Hokies ranked second in total defense, third in pass efficiency defense, eighth in pass defense and tied for seventh in interceptions. Last year, Tech led the Division I-A ranks in interceptions with 24.

Ward was instrumental in Tech's signing of Pennsylvania running back Kevin Jones in February 2000. Jones, the most highly-touted player ever to sign with the Hokies, was rated the top high school football player in the country. Following the 2001 season, Jones was named the BIG EAST Conference Rookie of the Year after leading Tech in rushing. This season, he broke three Tech rushing

records on the way to first-team All-America honors.

Four of Ward's cornerbacks at Tech – Anthony Midget, Ike Charlton, Ronyell Whitaker and DeAngelo Hall – have earned BIG EAST honors, along with free safety Willie Pile. Midget was a first-team pick and Charlton a second-team selection in 1999, while Whitaker was second team in 2000 and first team last season. Hall and Pile were second-team picks in 2002. Pile was also a semi-finalist for the Jim Thorpe Award in '02.

Prior to joining the Tech coaching staff, Ward was a coach at UT-Chattanooga and Alabama. He was named the defensive coordinator at UT-Chattanooga in 1998 after serving as the Mocs' running backs coach in 1997. Prior to working with the running backs, Ward was the defensive backs coach. He coached strong safety Ron Faugue, who earned both second- and third-team All-America honors in 1996.

An Alabama native, Ward starred for the Crimson Tide

from 1986-90. He helped lead Alabama to a 33-15 record and a Southeastern Conference Championship during his career. He was also tabbed Special Teams Player of the Year by *The Sporting News* in 1990 as the Tide's unit ranked No. 1 in the nation. Ward played on four bowl teams, helping lead 'Bama to two Sun Bowl wins.

Ward served two seasons as a graduate assistant at Alabama before spending one season as an assistant coach at Newnan High in Newnan, Ga. While a graduate assistant, Ward helped coach the Tide to victories in the 1991 Blockbuster Bowl and the 1993 Gator Bowl. He joined the UTC staff as the secondary coach in 1994.

Nicknamed "Whammy" because of his fierce tackles, Ward graduated from Alabama in 1990 with a bachelor's in physical education. He is married to the former Tara Tubbs. The couple has one son, Lorenzo Donovan Ward, Jr., who is 7.

## WARD'S PROFILE

### PERSONAL:

Born: 4/26/67, Greensboro, Ala.  
Hometown: Greensboro, Ala.  
Wife: former Tara Tubbs  
Child: Lorenzo Donovan Ward, Jr.

### EDUCATION:

High School: Greensboro Public School — West Campus (1986)  
College: University of Alabama (1990)

### PLAYING EXPERIENCE:

Alabama (1986-90)

### COACHING EXPERIENCE:

1991-93 Alabama (graduate assistant)  
1993 Newnan High (assistant coach)  
1994-98 UT-Chattanooga (secondary/running backs)  
1999- Virginia Tech (defensive backfield)

### BOWL EXPERIENCE:

#### Player

1986 Sun (Alabama vs. Washington)  
1988 Hall of Fame (Alabama vs. Michigan)  
1988 Sun (Alabama vs. Army)  
1990 Sugar (Alabama vs. Miami)

#### Coach

1991 Blockbuster (Alabama vs. Colorado)  
1993 Gator (Alabama vs. North Carolina)  
1999 Sugar (Virginia Tech vs. Florida State)  
2000 Gator (Virginia Tech vs. Clemson)  
2001 Gator (Virginia Tech vs. Florida State)  
2002 San Francisco (Virginia Tech vs. Air Force)  
2003 Insight (Virginia Tech vs. California)



Coach Lorenzo Ward and his wife, Tara, with Lorenzo, Jr.

# CHARLEY WILES



## Defensive Line Coach

Charley Wiles, a former All-America player for Frank Beamer at Murray State, has produced four All-Americans of his own since joining Beamer's Virginia Tech staff as defensive line coach in 1996.

Among the top players Wiles has helped develop during his nine seasons directing the Tech line, are 2001 senior standouts David Pugh and Chad Beasley who earned first- and second-team All-BIG EAST honors, respectively, in both 2000 and 2001. Pugh was also a third-

team All-America pick by *The Sporting News* and both players were selected in the NFL Draft.

In 1999, Wiles directed end Corey Moore, who won the Mike Fox/Bronko Nagurski Award as the nation's best defensive player and the Lombardi Award as the best lineman. Moore also became Tech's second unanimous All-American and was chosen the BIG EAST Defensive Player of the Year for the second consecutive year.

Wiles also coached John Engelberger, who was named second-team on The Associated Press All-America team and was selected first-team All-BIG EAST in 1999 after earning second-team honors in 1998 and 1997.

Heading into the 2003 season, eight of Wiles' players had won All-BIG EAST honors. End Cornell Brown was an All-American and a first-team BIG EAST pick in '96 and tackle Kerwin Hairston was a first-team BIG EAST selection in 1997. Tackle Nathaniel Williams made the second team in 1999 and current end Nathaniel Adibi was selected to the second team last year.

During the 1999 season, Wiles coached a veteran line that he helped mold into what *The Sporting News* rated as the best Division I-A defensive line in the college ranks prior to the season. That line helped the Hokies finish first in the nation in scoring defense and third in rushing defense and total defense. Tech's 2001 defensive line was rated as the fourth-best in the Division I-A ranks by *The Sporting News*.

Wiles is on his second tour of duty at Tech. He originally joined Beamer's Tech staff as a graduate assistant in 1987 and worked in that capacity for two years.

Wiles first had a player-coach relationship with Beamer, when Beamer was

the head man at Murray State. Wiles was a Kodak Division I-AA All-American as an offensive lineman in 1986.

When he left Tech after the 1988 season, Wiles spent a year on the staff at East Tennessee State. He then returned to Murray State for a six-year coaching tenure, winding up as the Racers' co-defensive coordinator. In 1995, he helped coach the Racers to an 11-0 regular-season mark and a berth in the NCAA Division I-AA playoffs. Wiles also served as Murray State's recruiting coordinator, helping land many of the Racers' top players.

When Wiles rejoined Beamer at Tech in 1996, he fulfilled a goal he had set during his first stint in Blacksburg. The Hokies have competed in bowl games during each season since he rejoined the staff.

A native of De Land, Fla., and a three-sport star at De Land High School, he is married to the former Andrea Wilder of Booneville, Ind. They have a daughter, Kendell, 7, and a son Eric, 4.

## WILES' PROFILE

### PERSONAL:

Born: 5/4/64, Nashville, Tenn.  
Hometown: De Land, Fla.  
Wife: former Andrea Wilder  
Children: Kendell, Eric

### EDUCATION:

High School: De Land High School  
College: Murray State University (1987)  
Postgraduate: Virginia Tech (1989)

### PLAYING EXPERIENCE:

Murray State (1983-86)

### COACHING EXPERIENCE:

1987-88 Virginia Tech (graduate assistant)  
1989 East Tennessee State (offensive line)  
1990-91 Murray State (defensive ends)  
1992 Murray State (running backs)  
1993-95 Murray State (linebackers)  
1995 Murray State (co-def. coordinator)  
1996- Virginia Tech (defensive line)

### BOWL EXPERIENCE:

#### Player

1986 Division I-AA Playoff Quarterfinals  
(Murray State vs. Eastern Illinois)

#### Coach

1995 Division I-AA Playoff Quarterfinals  
(Murray State vs. Northern Iowa)  
1996 Orange (Virginia Tech vs. Nebraska)  
1997 Gator (Virginia Tech vs. North Carolina)  
1998 Music City (Virginia Tech vs. Alabama)  
1999 Sugar (Virginia Tech vs. Florida State)  
2000 Gator (Virginia Tech vs. Clemson)  
2001 Gator (Virginia Tech vs. Florida State)  
2002 San Francisco (Virginia Tech vs. Air Force)  
2003 Insight (Virginia Tech vs. California)



Coach Charley Wiles and his wife, Andrea, with Kendell and Eric.

# JOHN BALLEIN



## *Associate Director of Athletics for Football Operations*

John Ballein holds one of the most important positions in Virginia Tech athletics as associate athletics director for football operations. He was promoted to the position during the summer of 2000 in recognition of his excellent work for Coach Frank Beamer and his program.

Called "the No. 1 administrative assistant in the country" by former Tech AD Dave Braine, Ballein is responsible for all operations dealing with the football program. He continues to serve as assistant to head coach Frank Beamer and as departmental recruiting coordinator, jobs he performed prior to his promotion.

"You name it and John Ballein does it," Beamer said in a Dec. 18, 1999 article on Ballein in *The Roanoke Times*. "Just everything that goes on around here — our travel, our recruiting, our camps, our clinics. He is absolutely the best."

A native of Bentleyville, Pa., Ballein was a linebacker at Indiana University of Pennsylvania and graduated from there with a degree in health and physical education in 1983. He later earned a master's in education from Old Dominion University in 1987. He will receive his Ed.D in health promotions from Virginia Tech in December of this year.

Ballein was a teacher and football coach in 1983-84 at Woodrow Wilson High School in Portsmouth, Va., and at Western Branch High in Chesapeake, Va., in 1985-86.

Ballein served on Beamer's first Virginia Tech staff in 1987 as a graduate assistant coach. In 1988, he accepted a position as running backs coach at

Western Kentucky University. He returned to Tech a year later as recruiting coordinator.


With his office adjacent to Coach Beamer's, he is often considered Beamer's right-hand man. He deals mostly with the administrative side of the football program, but is one of the favorites among players.

His office is a preferred hangout of Tech players, and he is one of the most beloved and respected members of the staff.

"I don't think [Coach] Beamer could operate without Ballein," said former Tech standout Corey Moore. "Ballein's a guy on the ball.

Plus, he's kind of a favorite among the players, too."

Ballein is married to the former Stephanie Green, who was a basketball player at Tech in her undergraduate days. They have two daughters, Jordan Gray, 8, and Jalyn Ann, 5.



*John Ballein and his wife, Stephanie, with Jordan and Jalyn.*

# FOOTBALL SUPPORT STAFF



**Bruce Garnes**  
Administrative Assistant



**J.C. Price**  
Graduate Assistant Coach



**Greg Shockley**  
Graduate Assistant Coach



**Mike Gentry**  
Assistant A.D. for Athletic Performance



**Jay Johnson**  
Assistant Director of Strength & Cond.



**Jarrett Ferguson**  
Graduate Assistant for Strength & Cond.



**Gabe Teeple**  
Graduate Assistant for Strength & Cond.



**Kevin Hicks**  
Director of Video Operations



**Tom Booth**  
Video Coordinator



**Brian Walls**  
Assistant Video Coordinator



**The student video staff for 2003-04:**  
(l-r) Ariel Callahan, Brian Davenport, Lauren Sensabaugh, Jay Reid and Lindsay Mirabito.



**Lester Karlin**  
Equipment Manager



**Eric Cross**  
Assistant Equipment Manager



**Lou Koel**  
Assistant Equipment Manager



**The student managers for 2003-04:** (l-r) graduate assistant Jay Takach, Matt Collins, Adam Linkous, Adam Proctor, Jon Tatum, Thomas Rapier, Cody Cole and Brian Hunter.



**Diana Clark**  
Secretary to Coach Beamer



**Lisa Marie**  
Football Program Support Technician



**Kristie Verniel**  
Football Program Support Technician



**Dr. Gunnar Brolinson**  
Team Physician

**Virginia Tech's sports medicine staff for 2003 football includes:** (standing, l-r) Nick Richey, director of athletic training Mike Goforth, Dr. Del Bolin, Keith Doolan, Kevin Domboski, Brian Bradshaw; (front row, l-r) Valerie Graham, Bailey Stanley, Jon Myers, Whitney Herndon, Shannon Carneal, Latoya Eason and Elizabeth Gordon.



## Virginia Tech Goes To The Air In 49-28 Win Over UCF

BLACKSBURG, Va. — A record crowd looked on as Virginia Tech piled up over 500 yards of offense and a school-record 36 first downs on the way to a 49-28 victory against UCF.

Tech quarterbacks Bryan Randall and Marcus Vick combined for 380 yards passing and four TD passes as the Hokies compiled 532 total yards. Together they completed 29 of 38 passes, with Randall going 22-for-28.

The Hokies scored on their first four possessions to build a 28-0 lead, but UCF fought back to within seven points early in the fourth quarter. Tech countered with a touchdown pass by Randall and an interception return for a TD by defensive tackle Jason Lallis during a 39-second span to secure the victory.



*Bryan Randall hit 22 of 28 passes for 278 yards against the Golden Knights.*

<b>UCF</b>	<b>0</b>	<b>14</b>	<b>0</b>	<b>14</b>	<b>—</b>	<b>28</b>
<b>Virginia Tech</b>	<b>14</b>	<b>14</b>	<b>0</b>	<b>21</b>	<b>—</b>	<b>49</b>

VT (9:53 re 1st) — Jones 1 run (Warley kick)  
 VT (4:29 re 1st) — Johnson 21 pass from Randall (Warley kick)  
 VT (13:15 re 2nd) — Hamilton 7 pass from Randall (Warley kick)  
 VT (8:52 re 2nd) — Jones 18 run (Warley kick)  
 UCF (6:43 re 2nd) — Capers 11 pass from Schneider (Prater kick)  
 UCF (1:25 re 2nd) — Hayes 16 run (Prater kick)  
 UCF (14:50 re 4th) — Capers 7 pass from Schneider (Prater kick)  
 VT (12:11 re 4th) — Hall 29 pass from Randall (Warley kick)  
 VT (11:32 re 4th) — Lallis 45 interception return (Warley kick)  
 VT (4:39 re 4th) — Clowney 27 pass from Vick (Warley kick)  
 UCF (0:29 re 4th) — Johnson 11 pass from Schneider (Prater kick)

<b>Team Stats</b>	<b>UCF</b>	<b>VT</b>
First downs	16	36
Rushes-yds.	19-76	43-152
Passing yds.	259	380
Return yds.	6	47
Passes	24-36-1	29-38-0
Punts-avg.	6-56	2-40
Fumbles-lost	3-1	1-1
Penalties-yds.	5-42	5-46
Time of poss.	23:53	36:07
Sacks by	0-0	3-19

### Individual Leaders

Rushing — UCF, Haynes 10-81, Capers 1-4, Wilcox 2-3, Brown 1-3, Schneider 5(-15); VT, Jones 22-83, Humes 9-45, Randall 6-18, Imoh 4-10, Team 1(-1), Hall 1(-3).

Passing — UCF, Schneider 23-35-1-203, Marshall 1-1-0-56; VT, Randall 22-28-0-278, Vick 7-10-0-102.

Receiving — UCF, Capers 9-76, Peterson 5-26, Haynes 3-27, Johnson 2-67, Marshall 2-40, Walker 1-22, Brown 1-2, Wilcox 1(-1); VT, Wilford 9-96, Hamilton 4-55, Johnson 4-48, Hall 2-41, Clowney 2-37, Willis 2-26, Easlick 2-20, King 1-23, Shreve 1-15, Clifton 1-11, Jones 1-8.

Attendance: 65,115

### A CLOSER LOOK

- Quarterback Bryan Randall (Williamsburg, Va.) was named the BIG EAST Offensive Player of the Week for his performance in the UCF game. Randall completed 22 of 28 passes in the game for 278 yards and three touchdowns. He also added 18 yards on the ground. The junior signal-caller directed Tech on scoring drives of 80, 62 and 76 yards in his first three series. He also directed a key 67-yard drive in the final quarter.

- Virginia Tech set a school record with 36 first downs during the UCF game. The previous record was 34 against Akron in 1991.

- All four Tech touchdown passes in the UCF game went to receivers who had never had TD catches for the Hokies. Juniors Richard Johnson (Baltimore, Md.) and DeAngelo Hall (Chesapeake, Va.), sophomore Justin Hamilton (Clintwood, Va.) and true freshman David Clowney (Delray Beach, Fla.) posted their first collegiate TD catches.

- The sellout crowd of 65,115 was the largest in Lane Stadium history and marked the largest crowd to see a football game in the commonwealth of Virginia. The previous high was 65,097 for last year's Virginia game in Blacksburg.

- Free safety Jimmy Williams (So.; Hampton, Va.), offensive guard Will Montgomery (r-So.; Clifton, Va.) and defensive end Darryl Tapp (So.; Chesapeake, Va.) made their first collegiate starts against UCF.

- Defensive tackle Jason Lallis (r-Jr.; Mitchellville, Md.) intercepted a pass and returned it 45 yards for a touchdown against UCF. Lallis had a 59-yard fumble return for a TD in last year's season opener.

## Hokies Blank JMU To Post 600th All-Time Victory

BLACKSBURG, Va. — Virginia Tech picked up its 600th all-time football victory with a 43-0 shutout against James Madison

University at Lane Stadium/Worsham Field.

The Tech offense piled up 487 total yards during the game, including 303 yards

rushing. Tailback Cedric Humes ran for three touchdowns after starter Kevin Jones was knocked out of the game by an injury. Quarterback Bryan Randall added a 47-yard TD run and 153 yards passing.

Defensively, the Hokies forced three turnovers and limited the Dukes to just 143 yards overall. JMU finished with only 18 yards rushing in

the game and converted on just five of 13 third-down plays. Defensive end Cols Colas and rover Michael Crawford both contributed quarterback sacks for the Hokies.

Tech junior DeAngelo Hall set up a touchdown with an interception and two field goals with punt returns of 49 and 47 yards.

<b>JMU</b>	<b>0</b>	<b>0</b>	<b>0</b>	<b>0</b>	<b>—</b>	<b>0</b>
<b>Virginia Tech</b>	<b>7</b>	<b>13</b>	<b>16</b>	<b>7</b>	<b>—</b>	<b>43</b>

VT (10:35 re 1st) — Randall 47 run (Warley kick)  
 VT (9:30 re 2nd) — FG Warley 43  
 VT (8:02 re 2nd) — FG Warley 23  
 VT (1:49 re 2nd) — Humes 11 run (Warley kick)  
 VT (8:58 re 3rd) — Humes 1 run (kick blocked)  
 VT (6:57 re 3rd) — Humes 10 run (Warley kick)  
 VT (1:48 re 3rd) — FG Warley 26  
 VT (1:09 re 4th) — Candelas 3 run (Warley kick)

Team Stats	JMU	VT
First downs	8	25
Rushes-yds.	36-18	53-303
Passing yds.	125	184
Return yds.	0	111
Passes	8-16-1	14-22-0
Punts-avg.	6-45	1-38
Fumbles-lost	4-2	2-2
Penalties-yds.	6-31	8-60
Time of poss.	27:19	32:41
Sacks by	0-0	2-15

### Individual Leaders

Rushing — JMU, Banks 21-53, Binns 6-8, Iorio 1-(-1), Hines 5-(-4), LeZotte 2-(-15), Team 1-(-23); VT, Humes 15-75, Imoh 11-60, Jones 12-57, Randall 4-55, Candelas 9-49, Easlick 1-8, Clifton 1-(-1).

Passing — JMU, LeZotte 6-11-1-68, Cooke 2-5-0-57; VT, Randall 13-20-0-153, Clifton 0-1-0-0, Goff 1-1-0-31.

Receiving — JMU, Harrison 3-44, Boxley 2-52, Hinds 1-18, Harris 1-6, Banks 1-5; VT, Wilford 4-58, Hamilton 4-56, King 1-31, Jones 1-10, Clowney 1-9, Hall 1-9, Willis 1-8, Imoh 1-3.

Attendance: 65,115

### A CLOSER LOOK

• Virginia Tech quarterback Bryan Randall's 47-yard touchdown run in the first quarter of the JMU game was the longest rush of his Tech career at the time. Randall (Williamsburg, Va.) had a 34-yard run against West Virginia during the 2002 season.

• Redshirt sophomore tailback Cedric Humes (Virginia Beach, Va.) scored his first collegiate touchdown on an 11-yard, second quarter run against JMU. Humes picked up his second and third career TDs in the third quarter of the game on runs of 1 and 10 yards, respectively.

• Aaron Rouse (Virginia Beach, Va.) made his first Tech start in the game against JMU. Rouse, a redshirt freshman whip linebacker, saw action on 39 defensive plays and graded tops on the unit. He contributed 10 tackles, forced a fumble on defense and added another tackle on special teams.

• Kicker Carter Warley (r-Sr.; Richmond, Va.) made all three of his field goal attempts against JMU. It marked Tech's first game with three successful field goals since the 2000 season when Warley booted three at UCF. Warley scored a total of 13 points against the Dukes.



James Anderson tackles a JMU ballcarrier in the Hokies' shutout victory.

• Tech's offensive line posted 18 knockdown blocks against JMU, including four each from guard Will Montgomery (r-So.; Clifton, Va.) and tackle Jon Dunn (r-Jr.; Virginia Beach, Va.). Montgomery graded out a team-best 94 percent for the game.

• Lance Goff (Wytheville, Va.) played nine snaps at quarterback in the JMU game. The redshirt junior walk-on attempted his first varsity pass during the contest, completing it for a 31-yard gain.

## Tech Rides Out The Storm For 35-19 Win Over Aggies

BLACKSBURG, Va. — Virginia Tech held off Texas A&M and Hurricane Isabel for a 35-19 Thursday night victory on ESPN at Lane Stadium/Worsham Field. More than 60,000 fans braved the wet, windy weather to watch Tech pull away in the fourth quarter.

Tech was clinging to a 21-19 lead when Kevin Jones and Bryan Randall sparked an 80-yard touchdown drive midway through the fourth quarter. Jones rushed for 42 yards on the drive, and Randall made two key runs, including a 12-yard keeper for the TD. A fumble on the ensuing kickoff gave Tech a chance to put the game away. Jones did the honors with an 11-yard TD run after Randall completed an 11-yard pass to Ernest Wilford on a fourth-and-two play. Jones finished with 188 yards on the ground and three touchdowns.

Michael Crawford led a Tech defense that gave up just 56 yards in the second half of play. He led the Hokies with 18 total tackles.



Michael Crawford drags down an A&M runner for one of the 18 tackles he registered against the Aggies.

<b>Texas A&amp;M</b>	<b>3</b>	<b>9</b>	<b>0</b>	<b>7</b>	<b>—</b>	<b>19</b>
<b>Virginia Tech</b>	<b>7</b>	<b>7</b>	<b>7</b>	<b>14</b>	<b>—</b>	<b>35</b>

VT (10:54 re 1st) — Jones 1 run (Warley kick)  
 A&M (3:23 re 1st) — FG Pegram 22  
 VT (13:03 re 2nd) — King 10 pass from Randall (Warley kick)  
 A&M (7:55 re 2nd) — FG Pegram 20  
 A&M (1:15 re 2nd) — C. Lewis 2 run (pass failed)  
 VT (12:53 re 3rd) — Jones 2 run (Warley kick)  
 A&M (14:24 re 4th) — Van Zant 15 pass from McNeal (Pegram kick)  
 VT (8:20 re 4th) — Randall 12 run (Warley kick)  
 VT (5:33 re 4th) — Jones 11 run (Warley kick)

Team Stats	A&M	VT
First downs	16	22
Rushes-yds.	39-102	47-273
Passing yds.	170	63
Return yds.	25	5
Passes	14-26-1	9-13-1
Punts-avg.	4-27	3-36
Fumbles-lost	1-1	3-1
Penalties-yds.	9-71	6-64
Time of poss.	30:43	29:17
Sacks by	0-0	3-38

### Individual Leaders

Rushing — A&M, McNeal 12-47, C. Lewis 11-31, Joseph 5-22, Scates 1-15, Farmer 8-8, Long 2-(-21); VT, Jones 30-188, Randall 9-59, Humes 6-33, Easlick 1-2, Vick 1-(-9).

Passing — A&M, McNeal 11-21-1-133, Long 3-4-0-37; VT, Randall 9-13-1-108.

Receiving — A&M, Van Zant 7-102, Murphy 4-48, Riley 1-13, Carter 1-9, Farmer 1-(-2); VT, Johnson 3-13, Easlick 2-18, Wilford 1-11, King 1-10, Jones 1-6, Shreve 1-5.

Attendance: 65,115

### A CLOSER LOOK

- Junior tailback Kevin Jones (Chester, Pa.) rushed for 188 yards on 30 carries during the Texas A&M game. Jones' previous high for rushing was 181 yards against Virginia during his freshman season in 2001.

- Starting rover back Michael Crawford (r-Sr.; Baltimore, Md.) was all over the field against the Aggies. Crawford was in on 18 total tackles, including 11 solo tackles. Four of Crawford's tackles came behind the line of scrimmage for losses of six yards. He also broke up a Texas A&M pass. Crawford was named the BIG EAST Conference Defensive Player of the Week for his performance.

- Texas A&M became the first team to score in the first quarter against Tech during the 2003 season. The Aggies got a 22-yard field goal from Todd Pegram in the opening quarter of play.

- Senior cornerback Garnell Wilds (Tampa, Fla.) picked up his ninth career pass interception during the A&M game. Wilds is joined at nine picks on the Tech interception list by three other players, including Tech head coach Frank Beamer.

- After allowing Texas A&M 216 yards of total offense during the first half of play, Virginia Tech's defense held the Aggies to just 56 total yards during the final two quarters of the game. After pulling within two points on a touchdown at the 14:24 mark of the fourth quarter, Texas A&M managed just nine offensive plays and minus-one yard offense the rest of the game.

- Texas A&M's 98-yard touchdown drive was the longest against Tech since a 98-yard TD drive by Boston College in the final regular-season game of the 1999 season.

# Hokies Use BeamerBall To Hand UConn 47-13 Defeat

BLACKSBURG, Va. — Virginia Tech scored on offense, defense and special teams to pick up its fourth straight home win with a 47-13

decision against the University of Connecticut.

Tech's offense only controlled the football for a little more than 18 minutes during

the game, but made the most of its time, averaging 7.8 yards per play. The Hokies' defense and special teams also chipped in to offset the Huskies' sizeable advantage in time of possession. The defense contributed an interception return for a touchdown, while

the special teams supplied touchdowns on a kickoff return and a blocked kick.

Tailbacks Kevin Jones and Cedric Humes combined for 179 yards rushing and a pair of touchdowns as Tech piled up 245 yards on the ground.

<b>UConn</b>	<b>0</b>	<b>0</b>	<b>7</b>	<b>6</b>	<b>—</b>	<b>13</b>
<b>Virginia Tech</b>	<b>10</b>	<b>17</b>	<b>13</b>	<b>7</b>	<b>—</b>	<b>47</b>

VT (8:29 re 1st) — FG Warley 38  
 VT (6:52 re 1st) — Wilford 28 pass from Randall (Warley kick)  
 VT (9:09 re 2nd) — Green 84 interception return (Warley kick)  
 VT (3:10 re 2nd) — Jones 23 run (Warley kick)  
 VT (0:38 re 2nd) — FG Warley 35  
 VT (14:49 re 3rd) — Imoh 91 kickoff return (Warley kick)  
 VT (10:28 re 3rd) — Clifton 16 blocked punt return (kick failed)  
 UConn (0:06 re 3rd) — Cutaia 6 pass from Orlovsky (Vicidomino kick)  
 UConn (7:20 re 4th) — Henry 27 pass from Orlovsky (kick failed)  
 VT (6:44 re 4th) — Humes 58 run (Pace kick)

Team Stats	UConn	VT
First downs	19	16
Rushes-yds.	44-127	28-245
Passing yds.	316	123
Return yds.	16	174
Passes	25-40-1	10-19-0
Punts-avg.	9-39	6-45
Fumbles-lost	0-0	1-0
Penalties-yds.	8-50	3-33
Time of poss.	41:24	18:36
Sacks by	1-1	0-0

#### Individual Leaders

Rushing — UConn, Brockington 16-53, Lawrence 18-48, Anderson 4-26, Caulley 2-6, Orlovsky 4-(-6); VT, Jones 12-105, Humes 5-74, Randall 4-47, Candelas 1-13, Vick 2-6, Imoh 2-5, Johnson 1-(-2), Team 1-(-3).

Passing — UConn, Orlovsky 25-40-1-316; VT, Randall 6-14-0-64, Vick 4-5-0-59.

Receiving — UConn, Feldeisen 7-90, Wilson 3-40, Williams 3-27, Cutaia 2-53, McClowry 2-40, Henry 2-40, Murray 2-18, Anderson 2-5, Young 1-2, Lawrence 1-1; VT, Wilford 4-59, Shreve 2-20, Humes 1-14, Clowney 1-14, Canter 1-13, Clifton 1-3.

Attendance: 65,115

#### A CLOSER LOOK

- Virginia Tech scored points in seven different ways during its win over UConn. The Hokies scored on two field goals, two touchdown runs, a touchdown pass, a pass interception, a kickoff return, a blocked punt and five extra point kicks. The last time Tech scored points seven different ways in a game was during a 62-0 win over Syracuse in 1999.

- Junior tailback Kevin Jones (Chester, Pa.) rushed for 105 yards during the UConn game. It marked Jones' eighth 100-yard game overall and his fifth in seven regular-season starts.

- Tech's offense had the football for just 18:36 during the game. That ranks as the Hokies' lowest time of possession since the statistic became a part of NCAA forms in 1982. The previous recorded low for a Tech team was 20:01 in a 1994 loss to Virginia.

- Tech's 47 offensive plays against the Huskies represented the third-lowest total for the Hokies during the past 27 seasons. Tech had 40 offensive plays in a 1998 loss at Syracuse and 46 offensive plays in a 2002 home win against LSU.



**Eric Green returns an interception 84 yards for a score against UConn.**

- When sophomore Mike Imoh (Fairfax, Va.) returned the second half kickoff 91 yards for a touchdown, it marked Tech's first kickoff return for a TD since 1992. Tony Kennedy had a 91-yard return for a touchdown at Louisville that season.

- Redshirt sophomore tailback Cedric Humes (Virginia Beach, Va.) averaged 14.8 yards per carry during the UConn game. Humes turned in the longest run of his Tech career when he sprinted 58 yards for a touchdown in the fourth quarter. He had 74 yards on five carries.

## Randall Guides Hokies To BIG EAST Win At Rutgers

PISCATAWAY, N.J. — Quarterback Bryan Randall passed for four touchdowns as Virginia Tech won its BIG EAST Conference opener 48-22 at Rutgers.

The Scarlet Knights took advantage of a Tech fumble to score first, but the Hokies quickly took control by scoring 41 unanswered

points. Three Randall touchdown passes during the first 17 minutes of play got the Tech offense rolling. The Hokies piled up a total of 473 yards of offense, including 287 through the air. Randall was 16-for-22 passing for 250 yards.

Junior tailback Kevin Jones posted his third-straight 100-

yard rushing game with 118 yards on 26 carries. Jones and fellow tailback Cedric Humes both contributed touchdowns.

The Tech defense intercepted four passes, one of which was returned 55 yards for a touchdown by sophomore safety Jimmy Williams.



Chris Shreve races for one of the two touchdowns he scored against Rutgers.

### A CLOSER LOOK

• In each of its last three visits to Rutgers, Virginia Tech has had a different quarterback pass for four touchdowns. Junior Bryan Randall (Williamsburg, Va.) became the most recent Tech signal-caller to accomplish the feat with four TD passes in the Hokies' 48-22 victory. Michael Vick had four touchdown passes during Tech's 1999 visit to RU, while Grant Noel passed for four TDs when the Hokies visited in 2001.

• Rutgers' touchdown with 12:48 left in the first quarter was the first TD allowed by Tech in the opening quarter this season. When

<b>Virginia Tech</b>	<b>21</b>	<b>13</b>	<b>7</b>	<b>7</b>	<b>—</b>	<b>48</b>
<b>Rutgers</b>	<b>7</b>	<b>0</b>	<b>0</b>	<b>15</b>	<b>—</b>	<b>22</b>

RU (12:48 re 1st) — Tucker 17 pass from Hart (Musiek kick)  
 VT (10:19 re 1st) — Shreve 28 pass from Randall (Warley kick)  
 VT (8:04 re 1st) — Shreve 45 pass from Randall (Warley kick)  
 VT (3:41 re 1st) — Jones 5 run (Warley kick)  
 VT (13:50 re 2nd) — Imoh 10 pass from Randall (Warley kick)  
 VT (0:16 re 2nd) — Williams 55 interception return (kick blocked)  
 VT (9:21 re 3rd) — Imoh 10 pass from Randall (Warley kick)  
 RU (12:57 re 4th) — Hairston 21 run (Musiek kick)  
 RU (12:39 re 4th) — Johnson 47 interception return (Leonard pass fr Hart)  
 VT (3:50 re 4th) — Humes 35 run (Warley kick)

Team Stats	VT	RU
First downs	23	15
Rushes-yds.	42-186	31-129
Passing yds.	287	182
Return yds.	78	63
Passes	18-28-3	16-33-4
Punts-avg.	4-41	7-34
Fumbles-lost	1-1	1-0
Penalties-yds.	8-83	9-65
Time of poss.	32:52	27:08
Sacks by	2-15	3-19

### Individual Leaders

Rushing — VT, Jones 26-118, Humes 6-45, Randall 6-24, Candelas 2-5, Vick 2-(-4); RU, Leonard 12-76, Hairston 15-57, Pittman 1-3, Hart 3-(-7).

Passing — VT, Randall 16-22-1-250, Vick 2-6-2-37; RU, Hart 16-33-4-182.

Receiving — VT, Shreve 4-93, Wilford 4-66, Imoh 3-29, Hamilton 3-28, Hall 2-23, Willis 1-32, Mazzetta 1-16; RU, Tucker 4-40, Leonard 4-30, Moses 3-41, Andre 2-55, Facyson 2-8, Daniels 1-8.

Attendance: 28,956

RU took a 7-0 lead, the Scarlet Knights became the first team to lead the Hokies in 2003.

• Both Chris Shreve (Mouth of Wilson, Va.) and Mike Imoh (Fairfax, Va.) caught two touchdown passes in the Rutgers game. The touchdowns were the first for Shreve, who was making his first career start. The last time Tech had two players with two TD catches each in a game was a 1999 contest at Rutgers when André Davis and Ricky Hall accomplished the feat.

• Sophomore Jimmy Williams (Hampton, Va.) posted his first collegiate touchdown with a 55-yard interception return.

• Defensive tackle Jonathan Lewis (Richmond, Va.) recorded his first collegiate interception in the Rutgers game. He became the sixth different tackle to intercept a pass for Tech during Coach Frank Beamer's tenure as head coach.

• Jeff King (Pulaski, Va.) blocked a Rutgers' field goal in the third quarter. It was the second career block for King, who blocked a field goal at Western Michigan last year.



# Special Teams, Defense Shine In 51-7 Win Over Syracuse

BLACKSBURG, Va. — Virginia Tech turned in its most complete performance to date to hand Syracuse a 51-7 defeat before a sellout Homecoming

crowd at Lane Stadium/Worsham Field. Tech got 27 points from its special teams, a dominating outing from its defense and big

offensive plays from quarterback Bryan Randall and tailback Kevin Jones during the victory. Junior DeAngelo Hall returned punts 58 and 60 yards for TDs within a two-minute span of the first quarter as the Hokies built a 27-0 advantage in the first half.

The Hokies' defense held SU tailback Walter Reyes, the

nation's leading rusher at 170 yards per game, to just 40 yards on 16 carries. Overall, the Orangemen's 10th-ranked offense managed only 187 total yards, 279 below its average.

Randall scampered 75 yards to get the Hokies started, while Jones rushed for 131 yards and two TDs to cap the afternoon.

<b>Syracuse</b>	<b>0</b>	<b>0</b>	<b>7</b>	<b>0</b>	<b>—</b>	<b>7</b>
<b>Virginia Tech</b>	<b>21</b>	<b>6</b>	<b>21</b>	<b>3</b>	<b>—</b>	<b>51</b>

VT (11:41 re 1st) — Randall 75 run (Warley kick)  
 VT (6:07 re 1st) — Hall 58 punt return (Warley kick)  
 VT (4:30 re 1st) — Hall 60 punt return (Warley kick)  
 VT (11:02 re 2nd) — FG Warley 34  
 VT (5:05 re 2nd) — FG Warley 23  
 SU (13:59 re 3rd) — Reyes 1 run (Barber kick)  
 VT (11:20 re 3rd) — Jones 33 run (Warley kick)  
 VT (6:29 re 3rd) — Jones 25 run (Warley kick)  
 VT (6:02 re 3rd) — Hall 24 run (Warley kick)  
 VT (9:51 re 4th) — FG Warley 24

Team Stats	SU	VT
First downs	6	18
Rushes-yds.	35-81	45-337
Passing yds.	91	102
Return yds.	32	155
Passes	8-23-0	8-20-1
Punts-avg.	12-39	4-47
Fumbles-lost	3-1	1-1
Penalties-yds.	4-29	2-10
Time of poss.	29:30	30:30
Sacks by	2-5	1-4

**Individual Leaders**

Rushing — SU, Reyes 16-40, Anderson 6-24, Belton 2-8, Patterson 2-5, Washington 4-5, Rhodes 5-(-1); VT, Jones 19-131, Randall 5-93, Humes 9-54, Vick 3-28, Hall 1-24, Candelas 4-9, Imoh 4-(-2).

Passing — SU, Anderson 8-28-0-91; VT, Randall 6-14-1-88, Vick 2-6-0-14.

Receiving — SU, Morant 3-53, Reyes 2-10, Jones 1-13, Fontenette 1-9, Williams 1-6; VT, Easlick 3-42, Mazzetta 2-48, Wilford 2-27, Hamilton 1-5.

Attendance: 65,115

**A CLOSER LOOK**

• DeAngelo Hall (Chesapeake, Va.) became the first Virginia Tech player on record to return two punts for touchdowns in a single game when he scored on back-to-back returns of 58 and 60 yards during the Syracuse game. Hall now has four career touchdowns on punt returns, tying the school career mark shared by Frank Loria (1966-68) and André Davis (1998-01). Hall's 155 yards on five returns during the game was the second-best game total for a Tech player. Antonio Freeman had 164 yards on punt returns during a 1994 game against Pittsburgh.

• The Tech defense held SU to six total first downs, the lowest total for an opponent since a 1980 game against William & Mary. The Tribe also had six total first downs.

• When redshirt junior Vincent Fuller (Baltimore, Md.) blocked a first-quarter Syracuse field goal attempt, it marked the 100th blocked kick in Coach Frank Beamer's tenure as head coach.

• Tailback Kevin Jones (Chester, Pa.) rushed for 131 yards on 19 carries against SU. It marked Jones' fourth consecutive 100-yard



Carter Warley hit three field goals and six extra points against the Orangemen.

rushing game of the season. Jones joined Mickey Fitzgerald (1977), Shyrone Stith (1999) and Lee Suggs (2000) as the only Tech players during the modern era (since 1950) to accomplish that feat in a single-season.

• Kicker Carter Warley's final extra point kick of the game gave him a new Tech career mark of 168 PATs. Warley (Richmond, Va.) broke the old mark of 167 held by Shayne Graham (1996-99).

• Punter Vinnie Burns (New Orleans, La.) averaged 46.8 yards on four punts, his highest average in a game that he had multiple punts.

Game  
Seven

## WEST VIRGINIA

Wednesday, Oct. 22  
Mountaineer Field  
Morgantown, W. Va.**Hokies Suffer First Loss Of The Season At West Virginia**

MORGANTOWN, W.Va. — West Virginia roared to a 14-0 first-quarter lead and handed No. 3 Virginia Tech its first loss of the season with a convincing 28-7 victory at Mountaineer Field.


Tech appeared to be the team headed to a fast start when it drove to the WVU 25-yard line before tossing an interception at the West Virginia 10. The Mountaineers turned the tables quickly,

marching 90 yards on 11 plays to open a 7-0 lead. A Tech fumble less than two minutes later set up another WVU touchdown, and the Hokies found themselves in a hole they never escaped.

Mountaineer tailback Quincy Wilson led the way for the home team, rushing for 178 yards and a touchdown on 33 carries. Quarterback Rasheed Wallace slammed the door in the third quarter with a 93-yard

touchdown pass and a 4-yard TD run.

Tech's lone score came on a fumble return by cornerback Vincent Fuller in the second quarter. The Hokies' offense could not overcome four turnovers and a West Virginia defense that posted four quarterback sacks. Tech was held to a season-low 211 total yards, including just 65 yards on the ground.



*Vincent Fuller scores on a 50-yard fumble return against West Virginia.*

**A CLOSER LOOK**

• Virginia Tech's 21-point loss to West Virginia marked the worst loss for the Hokies since a 38-7 defeat at the hands of Pittsburgh in 2001. In both of those games, Tech failed to score an offensive touchdown. The Hokies scored on a fumble return for a touchdown at WVU and returned a blocked field goal for a touchdown in the Pittsburgh game.

• After giving up a combined total of 10 points in the first quarter of its first six games, Tech gave up 14 first-quarter points to WVU.

• Vincent Fuller (Baltimore, Md.) scored his first collegiate touchdown when he picked up a fumble and raced 50 yards for a TD against the Mountaineers. The score marked Tech's eighth non-offensive touchdown of the season.

Virginia Tech	0	7	0	0	—	7
West Virginia	14	0	14	0	—	28

WVU (4:18 re 1st) — Harris 7 run (Cooper kick)  
 WVU (2:01 re 1st) — Wilson 5 run (Cooper kick)  
 VT (2:07 re 2nd) — Fuller 50 fumble return (Warley kick)  
 WVU (10:56 re 3rd) — Garvin 93 pass from Marshall (Cooper kick)  
 WVU (2:57 re 3rd) — Marshall 4 run (Cooper kick)

Team Stats	VT	WVU
First downs	14	21
Rushes-yds.	29-65	59-264
Passing yds.	146	162
Return yds.	97	46
Passes	14-22-3	7-14-0
Punts-avg.	5-41	6-34
Fumbles-lost	4-1	2-1
Penalties-yds.	13-116	9-96
Time of poss.	28:24	31:36
Sacks by	0-0	4-20

**Individual Leaders**

Rushing — VT, Jones 11-57, Humes 3-15, Easlick 1-1, Randall 14-(-8); WVU, Wilson 33-178, Harris 15-77, Marshall 9-9, Team 2-0.  
 Passing — VT, Randall 14-22-3-146; WVU, Marshall 7-14-0-162.  
 Receiving — VT, Wilford 4-58, Hamilton 3-35, Easlick 2-10, Willis 1-18, Jones 1-14, King 1-6, Clifton 1-5, Humes 1-(-1); WVU, Garvin 3-117, Henry 2-16, Johnson 1-19, Bailey 1-10.

Attendance 56,319

• After drawing eight penalties or less in each of its first six games, Tech committed nine penalties in the first half of its loss at West Virginia. The Hokies finished the game with 13 penalties for 116 yards. The penalty yardage was the most for the Hokies since a 2001 game at Pittsburgh. Tech drew 15 flags at Boston College last year.

• Tailback Kevin Jones (Chester, Pa.) rushed for 57 yards on 11 carries against West Virginia and moved into seventh place in career rushing at Tech with 2,567 yards. Jones passed Eddie Hunter (2,523 yds.) on the list.

• West Virginia's Quincy Wilson ran for 178 yards against Tech, the sixth-highest rushing total at the time for an opponent in Frank Beamer's 16-plus seasons as head coach.

• When Tech failed to score in the first quarter at WVU, it snapped a streak of 21 consecutive quarters in which the Hokies had scored.

# Tech Defense Shines In Stunning Win Over No. 2 Miami

BLACKSBURG, Va. — Virginia Tech snapped the University of Miami's 39-game regular-season winning streak with a decisive 31-7 victory in front of an deafening sellout crowd at Lane Stadium/Worsham Field.

Tech's defense accounted for the Hokies' first two touchdowns. A fumble return for a touchdown by DeAngelo Hall and an interception return for a TD by Eric Green, sandwiched around a 39-yard Carter Warley field goal, gave Tech a 17-0 lead early in the third quarter. Another interception set up a 2-yard Kevin Jones touchdown run later in the period.

Jones was a force for the Tech offense all evening, posting 124 yards rushing on 26 carries. Redshirt quarterback Marcus Vick gave the Hokies a boost with his running and closed out Tech's scoring with a 46-yard TD pass to Ernest Wilford.

Tech came up with four turnovers and four quarterback sacks on defense. The Hokies blocked a field goal on special teams in the first quarter when the game was scoreless.



DeAngelo Hall reaches to pull in a Miami fumble before taking it 28 yards for a touchdown against No. 2 Miami.

Miami	0	0	0	7	—	7
Virginia Tech	0	10	21	0	—	31

VT (12:55 re 2nd) — Hall 28 fumble return (Warley kick)  
 VT (0:07 re 2nd) — FG Warley 39  
 VT (9:22 re 3rd) — Green 51 interception return (Warley kick)  
 VT (4:35 re 3rd) — Jones 2 run (Warley kick)  
 VT (0:34 re 3rd) — Wilford 46 pass from Vick (Warley kick)  
 UM (7:53 re 4th) — Geathers 10 pass from Crudup (Peattie kick)

Team Stats	UM	VT
First downs	21	11
Rushes-yds.	38-116	41-175
Passing yds.	261	44
Return yds.	36	181
Passes	29-47-3	2-8-1
Punts-avg.	6-31	8-39
Fumbles-lost	7-1	1-1
Penalties-yds.	14-117	10-85
Time of poss.	34:35	25:25
Sacks by	1-8	4-18

**Individual Leaders**

Rushing — UM, Payton 18-69, Crudup 6-38, Moss 6-19, Geathers 2-8, Parrish 1-0, Team 1-(-1), Berlin 4-(-17); VT, Jones 26-124, Vick 6-23, Randall 5-15, Easlick 2-12, Humes 2-1.  
 Passing — UM, Berlin 16-25-2-164, Crudup 13-21-1-97, Carter 0-1-0-0; VT, Randall 0-4-1-0, Vick 2-4-0-44.  
 Receiving — UM, Winslow 8-48, Moore 7-101, Parrish 4-38, Geathers 4-28, Payton 3-41, Hill 1-6, Moss 1-4, Berlin 1-(-5); VT, Wilford 1-46, Easlick 1-(-2).

Attendance 65,115

**A CLOSER LOOK**

- Miami, ranked No. 2 in both national polls, became the highest ranked opponent Virginia Tech has ever beaten in football. Previously, the highest rated teams the Hokies had beaten were No. 9 Texas in the 1995 Sugar Bowl and No. 9 West Virginia in 1989.

- Junior cornerback Eric Green (Clewiston, Fla.) posted a big game against UM. Green returned an interception 51 yards for a score, blocked a field goal and was in on 11 tackles. Green's touchdown was his second of the season on a pick and tied the school single-season mark for touchdowns on interceptions. The record was set by Don Divers in 1954 and equalled by Mike Widger in 1968 and Ashley Lee in 1983. Green's blocked kick was the fourth of his career and his second against the 'Canes.

- Tech's win snapped three Miami streaks. The 'Canes had won 39 straight regular-season games, 27 consecutive BIG EAST games and 18 consecutive regular-season games at opponents' home sites.

- Sophomore linebacker Jordan Trott (Torrance, Calif.) made his first career start in the Miami game and finished the contest with 10 tackles, including two for losses, and two quarterback hurries.

- Michael Crawford (Baltimore, Md.) picked off the first pass of his Tech career and returned it 44 yards to set up a third-quarter touchdown.

- The two pass completions by Tech were the fewest since the 2000 UCF game when the Hokies were also 2-for-8 passing. The last time Tech had fewer completions came in a 1977 game against VMI when it completed just one pass.

## Late Touchdown Lifts Pittsburgh To Victory Over Tech

PITTSBURGH, Pa. — A 2-yard touchdown run by Pittsburgh's Lousaka Polite with 47 seconds left gave the Panthers a 31-28 win over No. 5 Virginia Tech at sold-out Heinz Field.

The victory by the No. 25-ranked Panthers overshadowed a record-setting evening by Tech junior tailback Kevin Jones,

who rushed for a school-record 241 yards and scored all four Tech touchdowns. It was Pitt's third-straight win against the Hokies.

The game see-sawed back and forth between the two teams, with the Panthers building a 24-14 advantage late in the third quarter. Jones changed that with touchdown runs of 80 and 11 yards that

put Tech ahead. Pittsburgh answered in the final four minutes, driving 70 yards for the winning score behind the play of quarterback Rod Rutherford and receiver Larry Fitzgerald.

Pittsburgh started its first two touchdown drives inside the Tech 35-yard line thanks to a short punt and a fumble. The Panthers forced four turnovers in the game, while Tech forced three.

Virginia Tech	7	7	7	7	—	28
Pittsburgh	3	14	7	7	—	31

UP (10:53 re 1st) — FG Abdul 34  
 VT (9:31 re 1st) — Jones 11 run (Warley kick)  
 UP (11:31 re 2nd) — Fitzgerald 5 pass from Rutherford (Abdul kick)  
 VT (8:33 re 2nd) — Jones 1 run (Warley kick)  
 UP (4:37 re 2nd) — Rutherford 2 run (Abdul kick)  
 UP (1:24 re 3rd) — Wilson 11 pass from Rutherford (Abdul kick)  
 VT (1:09 re 3rd) — Jones 80 run (Warley kick)  
 VT (13:51 re 4th) — Jones 13 run (Warley kick)  
 UP (0:47 re 4th) — Polite 2 run (Abdul kick)

Team Stats	VT	UP
First downs	19	21
Rushes-yds.	40-269	39-143
Passing yds.	186	303
Return yds.	28	19
Passes	11-21-2	24-31-1
Punts-avg.	5-27	6-37
Fumbles-lost	2-2	4-2
Penalties-yds.	3-17	1-10
Time of poss.	27:08	32:52
Sacks by	5-19	1-10

### Individual Leaders

Rushing — VT, Jones 30-241, Vick 8-22, Humes 1-4, Randall 1-2; UP, Walker 11-59, Polite 9-42, Rutherford 15-30, Murphy 4-12.

Passing — VT, Randall 3-6-0-39, Vick 8-15-2-147; UP, Rutherford 24-31-1-303.

Receiving — VT, Wilford 5-101, Hamilton 2-35, King 1-18, Humes 1-14, Easlick 1-11, Clowney 1-7; UP, Fitzgerald 8-108, Wilson 6-111, Brockenbrough 5-60, Murphy 2-4, Lee 1-12, Walker 1-8, Polite 1-0.

Attendance 66,207

### A CLOSER LOOK

- The Pittsburgh game marked the first time since a 1998 game against Virginia that Virginia Tech lost a regular-season game in which it outrushed its opponent. The Hokies were 45-0 in regular-season games during that stretch when outgaining opponents on the ground. Tech had 269 yards rushing at Pitt, while the Panthers finished with 143. In that Nov. 28 game with Virginia in Blacksburg, Tech picked up 172 yards rushing to Virginia's 73, but lost 36-32.

- Junior tailback Kevin Jones (Chester, Pa.) broke Tech's single-game rushing record during the Pittsburgh game, picking up 241 yards on 30 carries. Jones surpassed the old school mark of 223 yards set by tailback Kenny Lewis against VMI in 1978.

- Kevin Jones' four touchdowns against Pittsburgh fell short of a school record, but they did tie him for the most TDs by a Tech player



**Kevin Jones goes over the top for one of the four touchdowns he scored against Pittsburgh en route to rushing for a Tech-record 241 yards.**

in a BIG EAST Conference game. The other Tech players to have scored four touchdowns in a BIG EAST game were tailback Tommie Edwards in 1993 against Pittsburgh, tailback Lee Suggs in 2000 versus Rutgers and receiver Ernest Wilford in 2002 against Syracuse.

- Junior cornerback Vincent Fuller (Baltimore, Md.) caused two fumbles against the Panthers and recovered both.

- Ernest Wilford (Richmond, Va.) posted 101 yards on five catches at Pittsburgh, his second-best game yardage-wise. Wilford had a school-record 279 yards at Syracuse in 2002.

# Hokies Escape With 24-23 Overtime Victory At Temple

PHILADELPHIA, Pa. — Virginia Tech saw a 17-point lead evaporate in the fourth quarter but still managed a 24-23 win when a Temple extra-point kick veered wide left during overtime.

The 12th-ranked Hokies led 17-0 after quarterback Bryan Randall connected with Ernest Wilford on a 28-yard

touchdown pass with 14:23 remaining in the game. At that point, the host Owls had just 10 first downs and 165 yards of total offense. That changed in a hurry.

Temple quarterback Walter Washington directed touchdown drives of 82 and 80 yards, and got the Owls in position for the game-tying field

goal with 40 seconds left. Temple got a shot to win the game in regulation play following an interception, but missed on a 50-yard field goal attempt.

Randall scampered 23 yards for a TD in overtime and Carter Warley added the point

after. Washington responded with a touchdown pass before the missed extra point.

Kevin Jones finished with 150 yards on the ground for Tech, his seventh 100-yard game in the Hokies' last eight outings.

Virginia Tech	3	0	7	7	7	—	24
Temple	0	0	0	17	6	—	23

VT (8:49 re 1st) — FG Warley 26  
 VT (10:33 re 3rd) — Jones 9 run (Warley kick)  
 VT (14:23 re 4th) — Wilford 28 pass from Randall (Warley kick)  
 TU (10:52 re 4th) — Ferguson 13 pass from Washington (Davis kick)  
 TU (5:08 re 4th) — Ferguson 1 run (Davis kick)  
 TU (0:40 re 4th) — FG Davis 37  
 VT (1st OT) — Randall 23 run (Warley kick)  
 TU (1st OT) — Cobb 22 pass from Washington (kick failed)

Team Stats	VT	TU
First downs	19	22
Rushes-yds.	41-209	43-237
Passing yds.	188	156
Return yds.	0	39
Passes	15-25-2	15-30-0
Punts-avg.	5-42	5-44
Fumbles-lost	2-0	2-0
Penalties-yds.	4-40	1-5
Time of poss.	31:36	28:24
Sacks by	5-30	0-0

### Individual Leaders

Rushing — VT, Jones 28-150, Randall 7-46, Humes 2-16, Imoh 1-13, Vick 3-(-16); TU, Washington 26-151, Ferguson 15-73, Porter 2-13.  
 Passing — VT, Randall 11-19-1-127, Vick 4-6-1-61; TU, Washington 15-30-0-156.  
 Receiving — VT, Wilford 4-73, Hamilton 3-40, Johnson 3-19, Hall 2-13, King 1-21, Imoh 1-20, Easlick 1-2; TU, Goodman 8-89, Cobb 3-29, Ferguson 2-21, Chuku 1-10, Monan 1-7.

Attendance 27,425

### A CLOSER LOOK

• The Temple game marked just the third overtime game in Virginia Tech football history. The Hokies won a single-overtime game at Miami 27-20 during the 1998 season and lost a three-overtime contest 50-42 at Syracuse last year.

• Tech tailback Kevin Jones (Chester, Pa.) went over the century mark in rushing yards for the seventh time in the Hokies' last eight games, rushing for 150 yards at Temple. The seven 100-yard games this season set a new school record for 100-yard games in a season. Roscoe Coles set the record of six in 1976. The mark was equaled by Cyrus Lawrence in 1980 and 1981, as well as by Lee Suggs in 2000.

• The 39-yard run by Temple quarterback Walter Washington on the first offensive play of the game was the longest run allowed at that time by the Tech defense during the 2003 season. Washington went on to become the first opposing quarterback to rush for over



Ernest Wilford caught four passes for 73 yards against the Owls.

100 yards and pass for over 100 yards in a game against Tech since Donovan McNabb did it for Syracuse in 1996. Washington ran for 151 yards, the most rushing yards by a quarterback against Tech during Coach Frank Beamer's 16-plus seasons.

• Tech's 24-23 win at Temple produced the narrowest margin of victory for the Hokies since a 24-23 win at East Carolina during the 1990 season.

• Tech failed to force a turnover during its win over the Owls at Lincoln Financial Field. It broke a streak of 28 consecutive games in which the Hokies had forced at least one turnover.



## Boston College Uses Big Plays To Beat Hokies At Home

BLACKSBURG, Va. — Boston College quarterback Paul Peterson connected with Grant Adams on a 64-yard touchdown pass with less than five minutes to play to give the Eagles the lead for good in a 34-27 win over No. 12 Virginia Tech at Lane Stadium/Worsham Field.

Adams' touchdown catch put Boston College up 31-27 less than two minutes after Tech tailback Kevin Jones had put the Hokies ahead for the first time since the second quarter with his third touchdown run of the game. BC tailback Derrick Knight scampered 60 yards to the Tech 14 to set up the Eagles' final score, a 29-yard field goal with 1:42 showing on the clock.

Boston College got 197 yards rushing on 38 carries from Knight, while Tech's Jones produced 165 yards on the ground in 24 rushes. The loss was the first of the year for Tech in Blacksburg and came in the Hokies' final BIG EAST Conference game.



<b>Boston College</b>	<b>10</b>	<b>14</b>	<b>0</b>	<b>10</b>	<b>—</b>	<b>34</b>
<b>Virginia Tech</b>	<b>10</b>	<b>7</b>	<b>3</b>	<b>7</b>	<b>—</b>	<b>27</b>

BC (12:24 re 1st) — FG Sciortino 25  
 VT (8:27 re 1st) — FG Warley 22  
 BC (7:29 re 1st) — Knight 3 run (Sciortino kick)  
 VT (6:00 re 1st) — Jones 62 run (Warley kick)  
 VT (14:56 re 2nd) — Jones 1 run (Warley kick)  
 BC (2:30 re 2nd) — Knight 4 run (Sciortino kick)  
 BC (0:38 re 2nd) — Adams 16 pass from Peterson (Sciortino kick)  
 VT (8:59 re 3rd) — FG Warley 35  
 VT (6:36 re 4th) — Jones 13 run (Warley kick)  
 BC (4:40 re 4th) — Adams 64 pass from Peterson (Sciortino kick)  
 BC (1:42 re 4th) — FG Sciortino 29

<b>Team Stats</b>	<b>BC</b>	<b>VT</b>
First downs	22	15
Rushes-yds.	54-229	40-203
Passing yds.	232	187
Return yds.	16	99
Passes	15-28-2	13-27-0
Punts-avg.	4-52	6-40
Fumbles-lost	2-2	2-2
Penalties-yds.	6-45	7-61
Time of poss.	32:25	27:35
Sacks by	1-3	3-24

### Individual Leaders

Rushing — BC, Knight 38-197, Peterson 8-20, Dodd 5-18, Team 3-(-6); VT, Jones 24-165, Vick 6-19, Humes 5-15, Randall 4-14, Team 1-(-11).

Passing — BC, Peterson 15-28-2-232; VT, Randall 12-23-0-176, Vick 1-4-0-11.

Receiving — BC, Adams 4-94, Toal 4-34, Ryan 3-37, Knight 1-37, Lester 1-14, Hazard 1-9, Lilly 1-7; VT, Easlick 4-31, Wilford 3-85, Jones 3-57, Johnson 1-6, Humes 1-4, Imoh 1-4.

Attendance 65,115

*The Boston College game was the final home game for linebacker Vegas Robinson and 13 other Tech seniors.*

### A CLOSER LOOK

- The loss to Boston College broke a seven-game Tech winning streak at Lane Stadium/Worsham Field. Tech defeated Virginia in its last home game of the 2002 season, then won its first six home games of 2003. The loss to BC came in the Hokies' final BIG EAST Conference football game. Tech will join the Atlantic Coast Conference in 2004.

- Tech tailback Kevin Jones (Chester, Pa.) surpassed the Tech individual single-season record for rushing yardage during the Boston College game. Jones broke the record on his 13-yard touchdown run in the fourth quarter and finished the game with 165 yards. The performance gave Jones a total of 1,419 yards, moving him by Cyrus Lawrence, who had held the Tech record since rushing for 1,403 yards in 1981. Jones extended his school record for 100-yard rushing games in a season with his eighth. He now has 14 career 100-yard games, tying him with Roscoe Coles for second all-time at Tech behind Lawrence (16).

- Tech fullback Doug Easlick (Marlton, N.J.) caught a career-best four passes during the BC game. Easlick's four catches were the most for a Tech fullback since 1997 when Marcus Parker grabbed seven receptions at Pittsburgh. Parker's performance tied the Tech record for pass receptions by a running back.

- BC tailback Derrick Knight's 197 yards rushing marked the best rushing total by an opposing player at Lane Stadium since Clemson's Wesley McFadden ran for 226 yards in Frank Beamer's first game as head coach in 1987. The last player to rush for more than that 197 yards in any game against the Hokies was Miami's Willis McGahee, who piled up 205 yards on the ground during Tech's visit to Miami last season.

## Virginia Uses Big Second Half For Victory Over Hokies

CHARLOTTESVILLE, Va. — The University of Virginia snapped a four-game losing streak against Virginia Tech with a 35-21 victory over the Hokies at Scott Stadium in the regular-season finale for both teams.

The turning point in the game came midway through the third quarter when Virginia Tech blocked a Virginia punt and returned it for a touchdown only to have the play nullified by a penalty. The Cavaliers took advantage of Tech's

miscue and put together an 80-yard touchdown drive that broke a 14-14 tie and put the home team ahead for good. Quarterback Matt Schaub directed Virginia to 28 second-half points and a total of 468 yards of offense.

and a 43-yard touchdown pass from quarterback Bryan Randall to Mike Imoh. The Hokies stalled in the third quarter and saw the Cavs score 21 unanswered points to take control of the game.

The win was the first for Virginia against the Hokies since a 1998 victory at Blacksburg.

Tech built a 14-7 lead in the first half on the strength of a Kevin Jones touchdown run

Virginia Tech	7	7	0	7	—	21
Virginia	7	0	14	14	—	35

UVa (5:10 re 1st) — Lundy 1 run (Hughes kick)  
 VT (0:16 re 1st) — Jones 1 run (Warley kick)  
 VT (7:26 re 2nd) — Imoh 43 pass from Randall (Warley kick)  
 UVa (9:24 re 3rd) — Lundy 1 run (Hughes kick)  
 UVa (5:21 re 3rd) — Pearman 49 pass from Schaub (Hughes kick)  
 UVa (14:57 re 4th) — Lundy 1 run (Hughes kick)  
 VT (6:59 re 4th) — Jones 2 run (Warley kick)  
 UVa (2:29 re 4th) — Lundy 19 run (Hughes kick)

Team Stats	VT	UVa
First downs	19	24
Rushes-yds.	40-151	31-110
Passing yds.	214	358
Return yds.	8	85
Passes	14-26-2	32-46-1
Punts-avg.	6-40	3-38
Fumbles-lost	1-0	2-0
Penalties-yds.	7-57	5-34
Time of poss.	31:13	28:47
Sacks by	2-7	2-9

### Individual Leaders

Rushing — VT, Jones 25-75, Randall 11-46, Vick 3-28, Humes 1-2; UVa, Lundy 24-89, Hagans 1-17, Pearman 2-4, Schaub 3-3, Team 1-(-3).  
 Passing — VT, Randall 14-26-2-214; UVa, Schaub 32-46-1-358.  
 Receiving — VT, Wilford 6-96, Jones 3-41, Hamilton 3-28, Imoh 2-49; UVa, Miller 13-145, Hagans 5-43, Pearman 4-68, Thomas 3-66, Lundy 3-7, Anderson 2-23, Sawyer 2-6.

Attendance 60,943

### A CLOSER LOOK

- Virginia Tech's 35-21 loss to Virginia in Charlottesville snapped a 22-game regular-season winning streak versus non-conference teams. The streak dated back to the final regular-season game of the 1998 season when the Hokies lost at home to Virginia, 36-32.

- Virginia quarterback Matt Schaub's 32 pass completions were the most ever against a Virginia Tech team. The previous high against the Hokies was 31 completions by Byron Leftwich of Marshall last season.

- Tech led 14-7 at the halftime of its loss to the Cavaliers. That marked just the eighth time since the beginning of the 1993 season that Tech had lost a game after leading at the half. The Hokies are now 84-8 during that stretch when taking a lead into halftime.

- Bryan Randall (Williamsburg, Va.) and Marcus Vick (Newport News, Va.), Tech's top two quarterbacks, both saw action at wide receiver during the Virginia game. It marked the first time under Beamer that the Hokies number one and two signal-callers both saw action at quarterback and another position during the same game.



Mike Imoh races 43 yards on a TD reception against the Cavaliers.

- Virginia's 35 points were the most against the Hokies all season. It also marked the Cavaliers' second-highest point total against Tech in Charlottesville since the 1896 season. UVa defeated the Hokies 38-0 at Scott Stadium in 1991. Prior to that, the Cavs' highest point total against the Hokies in a home game was 44 points in 1896.

- Tech senior receiver Ernest Wilford (Richmond, Va.) caught at least one pass for the 26th consecutive game. Wilford had six catches for 96 yards against UVa.

# 2003 SEASON SUPERLATIVES

## TECH INDIVIDUAL GAME HIGHS

Rushes	30	Kevin Jones vs Texas A&M (Sep 18, 2003) Kevin Jones at Pittsburgh (Nov 08, 2003)
Yards Rushing	241	Kevin Jones at Pittsburgh (Nov 08, 2003)
TD Rushes	4	Kevin Jones at Pittsburgh (Nov 08, 2003)
Long Rush	80	Kevin Jones at Pittsburgh (Nov 08, 2003)
Pass attempts	28	Bryan Randall vs UCF (Aug 31, 2003)
Pass completions	22	Bryan Randall vs UCF (Aug 31, 2003)
Yards Passing	278	Bryan Randall vs UCF (Aug 31, 2003)
TD Passes	4	Bryan Randall at Rutgers (Oct 04, 2003)
Long Pass	55	Bryan Randall vs Boston College (Nov 22, 2003)
Receptions	9	Ernest Wilford vs UCF (Aug 31, 2003)
Yards Receiving	101	Ernest Wilford at Pittsburgh (Nov 08, 2003)
TD Receptions	2	Mike Imoh at Rutgers (Oct 04, 2003) Chris Shreve at Rutgers (Oct 04, 2003)
Long Reception	55	Kevin Jones vs Boston College (Nov 22, 2003)
Field Goals	3	Carter Warley vs James Madison (Sep 06, 2003) Carter Warley vs Syracuse (Oct 11, 2003)
Long Field Goal	43	Carter Warley vs James Madison (Sep 06, 2003)
Punts	8	Vinnie Burns vs Miami (Nov 01, 2003)
Punting Avg	46.8	Vinnie Burns vs Syracuse (Oct 11, 2003)
Long Punt	62	Vinnie Burns vs Syracuse (Oct 11, 2003) Vinnie Burns at West Virginia (Oct 22, 2003)
Long Punt Return	60	DeAngelo Hall vs Syracuse (Oct 11, 2003)
Long Kickoff Return	91	Mike Imoh vs Connecticut (Sep 27, 2003)
Tackles	18	Michael Crawford vs Texas A&M (Sep 18, 2003)
Sacks	2.5	Jonathan Lewis vs Miami (Nov 01, 2003)
Tackles For Loss	4.0	Michael Crawford vs Texas A&M (Sep 18, 2003)
Interceptions	1	Jason Lallis vs UCF (Aug 31, 2003) DeAngelo Hall vs James Madison (Sep 06, 2003) Garnell Wilds vs Texas A&M (Sep 18, 2003) Eric Green vs Connecticut (Sep 27, 2003) Jimmy Williams at Rutgers (Oct 04, 2003) Vegas Robinson at Rutgers (Oct 04, 2003) Blake Warren at Rutgers (Oct 04, 2003) Jonathan Lewis at Rutgers (Oct 04, 2003) Eric Green vs Miami (Nov 01, 2003) Vincent Fuller vs Miami (Nov 01, 2003) Michael Crawford vs Miami (Nov 01, 2003) Mikal Baaqee at Pittsburgh (Nov 08, 2003) Eric Green vs Boston College (Nov 22, 2003) Jimmy Williams vs Boston College (Nov 22, 2003) Vegas Robinson at Virginia (Nov 29, 2003)

## TECH TEAM GAME HIGHS

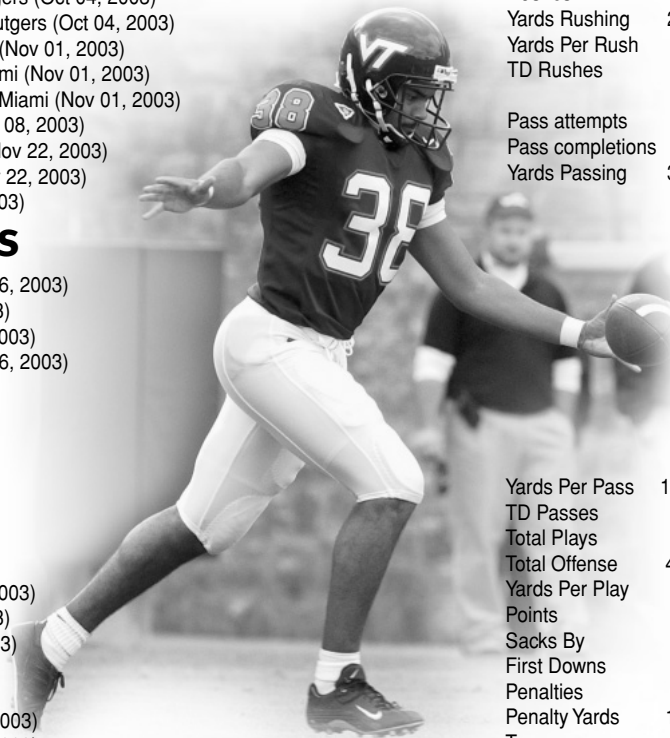
Rushes	53	vs James Madison (Sep 06, 2003)
Yards Rushing	337	vs Syracuse (Oct 11, 2003)
Yards Per Rush	8.8	vs Connecticut (Sep 27, 2003)
TD Rushes	5	vs James Madison (Sep 06, 2003)
Pass attempts	38	vs UCF (Aug 31, 2003)
Pass completions	29	vs UCF (Aug 31, 2003)
Yards Passing	380	vs UCF (Aug 31, 2003)
Yards Per Pass	10.2	at Rutgers (Oct 04, 2003)
TD Passes	4	vs UCF (Aug 31, 2003) at Rutgers (Oct 04, 2003)
Total Plays	81	vs UCF (Aug 31, 2003)
Total Offense	532	vs UCF (Aug 31, 2003)
Yards Per Play	7.8	vs Connecticut (Sep 27, 2003)
Points	51	vs Syracuse (Oct 11, 2003)
Sacks By	5	at Pittsburgh (Nov 08, 2003) at Temple (Nov 15, 2003)
First Downs	36	vs UCF (Aug 31, 2003)
Penalties	13	at West Virginia (Oct 22, 2003)
Penalty Yards	116	at West Virginia (Oct 22, 2003)
Turnovers	4	at Rutgers (Oct 04, 2003) at West Virginia (Oct 22, 2003) at Pittsburgh (Nov 08, 2003)
Interceptions By	4	at Rutgers (Oct 04, 2003)

## OPPONENT INDIVIDUAL GAME HIGHS

Rushes	38	Derrick Knight vs Boston College (Nov 22, 2003)
Yards Rushing	197	Derrick Knight vs Boston College (Nov 22, 2003)
TD Rushes	3	Walter Lundy at Virginia (Nov 29, 2003)
Long Rush	60	Derrick Knight vs Boston College (Nov 22, 2003)
Pass attempts	46	Matt Schaub at Virginia (Nov 29, 2003)
Pass completions	32	Matt Schaub at Virginia (Nov 29, 2003)
Yards Passing	358	Matt Schaub at Virginia (Nov 29, 2003)
TD Passes	3	Ryan Schneider vs UCF (Aug 31, 2003)
Long Pass	93	Rasheed Marshall at West Virginia (Oct 22, 2003)
Receptions	13	Heath Miller at Virginia (Nov 29, 2003)
Yards Receiving	145	Heath Miller at Virginia (Nov 29, 2003)
TD Receptions	2	Tavaris Capers vs UCF (Aug 31, 2003) Grant Adams vs Boston College (Nov 22, 2003)
Long Reception	93	Travis Garvin at West Virginia (Oct 22, 2003)
Field Goals	2	Todd Pegram vs Texas A&M (Sep 18, 2003) Sandro Sciortino vs Boston College (Nov 22, 2003)
Long Field Goal	37	Jared Davis, at Temple (Nov 15, 2003)
Punts	12	Brendan Carney vs Syracuse (Oct 11, 2003)
Punting Avg	55.7	Matt Prater vs UCF (Aug 31, 2003)
Long Punt	71	Matt Prater vs UCF (Aug 31, 2003) Jeff Gomulinski vs Boston College (Nov 22, 2003)
Long Punt Return	30	Sean Taylor vs Miami (Nov 01, 2003)
Long Kickoff Return	52	Will Blackmon vs Boston College (Nov 22, 2003)
Tackles	18	Atari Bigby vs UCF (Aug 31, 2003)
Sacks	2.5	Raheem Orr at Rutgers (Oct 04, 2003)
Tackles For Loss	5.0	Antoine Poe vs UCF (Aug 31, 2003)
Interceptions	2	Brian King at West Virginia (Oct 22, 2003)

## OPPONENT TEAM GAME HIGHS

Rushes	59	at West Virginia (Oct 22, 2003)
Yards Rushing	264	at West Virginia (Oct 22, 2003)
Yards Per Rush	5.5	at Temple (Nov 15, 2003)
TD Rushes	3	at West Virginia (Oct 22, 2003) at Virginia (Nov 29, 2003) vs Miami (Nov 01, 2003)
Pass attempts	47	vs Miami (Nov 01, 2003)
Pass completions	32	at Virginia (Nov 29, 2003)
Yards Passing	358	at Virginia (Nov 29, 2003)



**Vinnie Burns turned in 62-yard punts against Syracuse and West Virginia in 2003.**

Yards Per Pass	11.6	at West Virginia (Oct 22, 2003)
TD Passes	3	vs UCF (Aug 31, 2003)
Total Plays	85	vs Miami (Nov 01, 2003)
Total Offense	468	at Virginia (Nov 29, 2003)
Yards Per Play	6.4	at Pittsburgh (Nov 08, 2003)
Points	35	at Virginia (Nov 29, 2003)
Sacks By	4	at West Virginia (Oct 22, 2003)
First Downs	24	at Virginia (Nov 29, 2003)
Penalties	14	vs Miami (Nov 01, 2003)
Penalty Yards	117	vs Miami (Nov 01, 2003)
Turnovers	4	at Rutgers (Oct 04, 2003) vs Miami (Nov 01, 2003) vs Boston College (Nov 22, 2003)
Interceptions By	3	at Rutgers (Oct 04, 2003) at West Virginia (Oct 22, 2003)

# 2003 STATISTICS

Record	Overall	Home	Away	Neutral
All Games	(8-4-0)	(6-1-0)	(2-3-0)	(0-0-0)
Conference	(4-3-0)	(2-1-0)	(2-2-0)	(0-0-0)
Non-Conference	(4-1-0)	(4-0-0)	(0-1-0)	(0-0-0)

Date	Opponent	W/L	Score	Attend.
Aug 31, 2003	UCF	W	49-28	65,115
Sep 06, 2003	JAMES MADISON	W	43-0	65,115
Sep 18, 2003	TEXAS A&M	W	35-19	65,115
Sep 27, 2003	CONNECTICUT	W	47-13	65,115
*Oct 04, 2003	at Rutgers	W	48-22	28,956
*Oct 11, 2003	SYRACUSE	W	51-7	65,115
*Oct 22, 2003	at West Virginia	L	7-28	56,319
*Nov 01, 2003	#2 MIAMI	W	31-7	65,115
*Nov 08, 2003	at #25 Pittsburgh	L	28-31	66,207
*Nov 15, 2003	at Temple (OT)	W	24-23	27,425
*Nov 22, 2003	BOSTON COLLEGE	L	27-34	65,115
Nov 29, 2003	at Virginia	L	21-35	60,943
Dec 26, 2003	vs. California			

\*Denotes conference game

Score by Quarters	1st	2nd	3rd	4th	OT	Total
Virginia Tech	107	108	102	87	7	- 411
Opponents	44	51	49	97	6	- 247

RUSHING	GP	Att	Gain	Loss	Net	Avg	TD	Long	Avg/G
Kevin Jones	12	265	1558	64	1494	5.6	20	80	124.5
Bryan Randall	12	76	500	88	412	5.4	4	75	34.3
Cedric Humes	12	64	383	6	377	5.9	5	58	31.4
Marcus Vick	10	34	180	83	97	2.9	0	17	9.7
Mike Imoh	11	22	93	7	86	3.9	0	13	7.8
John Candelas	4	16	76	0	76	4.8	1	20	19.0
Doug Easlick	12	5	23	0	23	4.6	0	8	1.9
DeAngelo Hall	12	2	24	3	21	10.5	1	24	1.8
Chris Clifton	11	1	0	1	-1	-1.0	0	0	-0.1
Richard Johnson	9	1	0	2	-2	-2.0	0	0	-0.2
TEAM	12	3	0	15	-15	-5.0	0	0	-1.2
Total	12	489	2837	269	2568	5.3	31	80	214.0
Opponents	12	468	1980	348	1632	3.5	15	60	136.0

PASSING	GP	Effic	Att-Cmp-Int	Pct	Yds	TD	Lng	Avg/G
Bryan Randall	12	131.06	211-126-10	59.7	1598	11	55	133.2
Marcus Vick	10	118.75	56-30-5	53.6	475	2	46	47.5
Lance Goff	3	360.40	1-1-0	100.0	31	0	31	10.3
Chris Clifton	11	0.00	1-0-0	0.0	0	0	0	0.0
Total	12	128.86	269-157-15	58.4	2104	13	55	175.3
Opponents	12	125.07	370-217-15	58.6	2615	17	93	217.9

## TEAM STATISTICS

	VT	OPP
SCORING	411	247
Points Per Game	34.2	20.6
FIRST DOWNS	237	211
Rushing	122	86
Passing	103	110
Penalty	12	15
RUSHING YARDAGE	2568	1632
Yards gained rushing	2837	1980
Yards lost rushing	269	348
Rushing Attempts	489	468
Average Per Rush	5.3	3.5
Average Per Game	214.0	136.0
TDs Rushing	31	15
PASSING YARDAGE	2104	2615
Att-Comp-Int	269-157-15	370-217-15
Average Per Pass	7.8	7.1
Average Per Catch	13.4	12.1
Average Per Game	175.3	217.9
TDs Passing	13	17
TOTAL OFFENSE	4672	4247
Total Plays	758	838
Average Per Play	6.2	5.1
Average Per Game	389.3	353.9
KICK RETURNS: #-YARDS	31-671	56-1200
PUNT RETURNS: #-YARDS	3-484	20-197
INT RETURNS: #-YARDS	15-404	15-180
KICK RETURN AVERAGE	21.6	21.4
PUNT RETURN AVERAGE	14.7	9.9
INT RETURN AVERAGE	26.9	12.0
FUMBLES-LOST	22-12	31-11
PENALTIES-YARDS	76-672	77-595
Average Per Game	56.0	49.6
PUNTS-YARDS	55-2185	74-2915
Average Per Punt	39.7	39.4
Net punt average	36.1	32.9
TIME OF POSSESSION/GAME	29:17	30:43
3RD-DOWN CONVERSIONS	63/144	69/186
3rd-Down Pct	44%	37%
4TH-DOWN CONVERSIONS	2/5	14/21
4th-Down Pct	40%	67%
SACKS BY-YARDS	30-189	15-75
MISC YARDS	96	0
TOUCHDOWNS SCORED	54	33
FIELD GOALS-ATTEMPTS	12-15	6-15
PAT-ATTEMPTS	51-54	29-31
ATTENDANCE	455805	239850
Games/Avg Per Game	7/65115	5/47970

## DEFENSIVE LEADERS

	GP	Solo	Ast	Total	TFL/Yds	Sacks	Pass Def	Fumbles	Blkd
Michael Crawford	12	67	52	119	11-28	1-0-9	1-44	4	1
Jimmy Williams	12	57	48	105	3-7	.	2-83	4	2-0
Brandon Manning	11	59	42	101	5-27	1.0-15	2	5	.
Mikal Baaqee	11	60	40	100	3-6	2.0-5	1-0	1	2
Vegas Robinson	12	53	40	93	8-27	1.0-8	2-17	3	11
DeAngelo Hall	12	54	26	80	2-4	.	1-0	5	1
Jonathan Lewis	12	32	33	65	7-16	4.0-14	1-9	1	6
Darryl Tapp	12	31	25	56	9-40	3.0-27	.	17	.
Eric Green	12	38	17	55	2-6	.	3-166	6	1
Vincent Fuller	12	27	26	53	.	.	1-33	7	1
Jordan Trott	12	29	17	46	5-6	.	.	1	2
Nathaniel Adibi	11	21	21	42	7-39	4.5-34	.	5	19
Aaron Rouse	12	16	26	42	2-5	.	.	.	1
Tim Sandidge	12	19	22	41	3-3	1.0-1	.	2	8
Kevin Lewis	11	17	23	40	5-21	3.0-15	.	.	8
James Anderson	12	28	11	39	.	.	.	.	.
Blake Warren	12	25	12	37	3-9	.	1-4	1	.
Noland Burchette	12	17	19	36	1-8	1.0-8	.	.	9
Cols Colas	11	30	6	36	13-52	6.5-37	.	16	.
Garnell Wilds	6	18	13	31	.	.	1-3	3	.
Mike Daniels	11	13	14	27	.	.	.	.	.
James Griffin	12	15	10	25	2-15	1.0-13	.	2	1
Jason Lallis	10	9	15	24	1-3	1.0-3	1-45	3	.
Isaac Montgomery	8	6	8	14	1-2	.	.	1	1-0
Thomas McClelland	7	5	2	7	.	.	.	.	.
Chad Cooper	7	5	1	6	.	.	.	.	1-0
Doug Easlick	12	3	2	5	.	.	.	.	.
Brian McPherson	9	3	1	4	.	.	.	.	1-0
Maurice Sharpe	2	.	3	3	.	.	.	.	.
Chad Grimm	8	3	.	3	.	.	.	.	.
Bob Ruff	9	.	3	3	.	.	.	1	.
Kevin Jones	12	3	.	3	.	.	.	.	.
Travis Conway	12	.	2	2	.	.	.	.	.
Brandon Pace	11	1	1	2	.	.	.	.	.
Ernest Wilford	12	2	.	2	.	.	.	.	.
Vinnie Burns	12	1	1	2	.	.	.	.	.
Chris Ceasar	5	2	.	2	.	.	.	.	.
Carter Warley	12	.	2	2	.	.	.	.	.
Justin Hamilton	12	1	.	1	.	.	.	.	.
Bryan Randall	12	1	.	1	.	.	.	.	.
Jeff Scudder	4	1	.	1	.	.	.	.	1
Jared Mazzetta	12	.	1	1	.	.	.	.	.
Lance Goff	3	.	1	1	.	.	.	.	.
Greg Kezmarsky	1	.	1	1	.	.	.	.	.
Jeff King	12	.	1	1	.	.	.	.	1
David Clowney	12	.	.	.	.	.	.	.	1-0
Total	12	772	588	1360	93-324	30-189	15-404	47	112
Opponents	12	396	479	875	74-204	15-75	15-180	34	12

RECEIVING	GP	No.	Yds	Avg	TD	Long	Avg/G
Ernest Wilford	12	47	776	16.5	3	52	64.7
Justin Hamilton	12	23	282	12.3	1	29	23.5
Doug Easlick	12	16	132	8.2	0	36	11.0
Richard Johnson	9	11	86	7.8	1	21	9.6
Kevin Jones	12	10	136	13.6	0	55	11.3
Chris Shreve	6	8	133	16.6	2	45	22.2
Mike Imoh	11	8	105	13.1	3	43	9.5
DeAngelo Hall	12	7	86	12.3	1	29	7.2
Jeff King	12	6	109	18.2	1	31	9.1
Keith Willis	12	5	84	16.8	0	32	7.0
David Clowney	12	5	67	13.4	1	27	5.6
Cedric Humes	12	4	31	7.8	0	14	2.6
Jared Mazzetta	12	3	44	14.7	0	19	3.7
Chris Clifton	11	3	20	6.7	0	11	1.8
Steve Canter	5	1	13	13.0	0	13	2.6
Total	12	157	2104	13.4	13	55	175.3
Opponents	12	217	2615	12.1	17	93	217.9

PUNT RETURNS	No.	Yds	Avg	TD	Long
DeAngelo Hall	30	434	14.5	2	60
Nathaniel Adibi	1	25	25.0	0	0
Richard Johnson	1	6	6.0	0	6
Mike Imoh	1	3	3.0	0	3
Chris Clifton	0	16	0.0	1	16
Total	33	484	14.7	3	60
Opponents	20	197	9.9	0	30

INTERCEPTIONS	No.	Yds	Avg	TD	Long
Eric Green	3	166	55.3	2	84
Vegas Robinson	2	17	8.5	0	9
Jimmy Williams	2	83	41.5	1	55
Jonathan Lewis	1	9	9.0	0	9
Michael Crawford	1	44	44.0	0	44
Mikal Baaqee	1	0	0.0	0	0
DeAngelo Hall	1	0	0.0	0	0
Garnell Wilds	1	3	3.0	0	3
Vincent Fuller	1	33	33.0	0	33
Blake Warren	1	4	4.0	0	4
Jason Lallis	1	45	45.0	1	45
Total	15	404	26.9	4	84
Opponents	15	180	12.0	1	58

KICK RETURNS	No.	Yds	Avg	TD	Long
Cedric Humes	15	254	16.9	0	33
Mike Imoh	14	407	29.1	1	91
Blake Warren	1	2	2.0	0	2
Justin Hamilton	1	8	8.0	0	8
Total	31	671	21.6	1	91
Opponents	56	1200	21.4	0	52

FUMBLE RETURNS	No.	Yds	Avg	TD	Long
Vegas Robinson	1	18	18.0	0	18
Vincent Fuller	1	50	50.0	1	50
DeAngelo Hall	1	28	28.0	1	28
Total	3	96	32.0	2	50
Opponents	0	0	0.0	0	0

SCORING	TD	FGs	PATs				DXP	Saf	Points
			Kick	Rush	Rcv	Pass			
Kevin Jones	20	0-0	0-0	0-0	0	0-0	0	0	120
Carter Warley	0	12-15	50-53	0-0	0	0-0	0	0	86
DeAngelo Hall	5	0-0	0-0	0-0	0	0-0	0	0	30
Cedric Humes	5	0-0	0-0	0-0	0	0-0	0	0	30
Mike Imoh	4	0-0	0-0	0-0	0	0-0	0	0	24
Bryan Randall	4	0-0	0-0	0-0	0	0-0	0	0	24
Ernest Wilford	3	0-0	0-0	0-0	0	0-0	0	0	18
Eric Green	2	0-0	0-0	0-0	0	0-0	0	0	12
Chris Shreve	2	0-0	0-0	0-0	0	0-0	0	0	12
Richard Johnson	1	0-0	0-0	0-0	0	0-0	0	0	6
Jeff King	1	0-0	0-0	0-0	0	0-0	0	0	6
Justin Hamilton	1	0-0	0-0	0-0	0	0-0	0	0	6
David Clowney	1	0-0	0-0	0-0	0	0-0	0	0	6
John Candelas	1	0-0	0-0	0-0	0	0-0	0	0	6
Chris Clifton	1	0-0	0-0	0-0	0	0-0	0	0	6
Jason Lallis	1	0-0	0-0	0-0	0	0-0	0	0	6
Jimmy Williams	1	0-0	0-0	0-0	0	0-0	0	0	6
Vincent Fuller	1	0-0	0-0	0-0	0	0-0	0	0	6
Brandon Pace	0	0-0	1-1	0-0	0	0-0	0	0	1
Total	54	12-15	51-54	0-0	0	0-0	0	0	411
Opponents	33	6-15	29-31	0-0	1	1-2	0	0	247

TOTAL OFFENSE	G	Plays	Rush	Pass	Total	Avg/G
Bryan Randall	12	287	412	1598	2010	167.5
Kevin Jones	12	265	1494	0	1494	124.5
Marcus Vick	10	90	97	475	572	57.2
Cedric Humes	12	64	377	0	377	31.4
Mike Imoh	11	22	86	0	86	7.8
John Candelas	4	16	76	0	76	19.0
Lance Goff	3	1	0	31	31	10.3
Doug Easlick	12	5	23	0	23	1.9
DeAngelo Hall	12	2	21	0	21	1.8
Chris Clifton	11	2	-1	0	-1	-0.1
Richard Johnson	9	1	-2	0	-2	-0.2
TEAM	12	3	-15	0	-15	-1.2
Total	12	758	2568	2104	4672	389.3
Opponents	12	838	1632	2615	4247	353.9

FIELD GOALS	FGM-FGA	Pct	01-19	20-29	30-39	40-49	50-99	Lg	Blk
WARLEY, Carter	12-15	80.0	0-0	6-7	5-6	1-2	0-0	43	1

FG SEQUENCE	Virginia Tech	OPPONENTS
UCF	21	-
James Madison	(43),(23),(26)	23
Texas A&M	-	(22), (20)
Connecticut	(38),(35)	40
Rutgers	41	43
Syracuse	(34),(23),(24)	40
West Virginia	39	-
Miami	(39)	39
Pittsburgh	-	(34)
Temple	(26)	40, (37), 50
Boston College	(22),(35)	(25), 44, (29)
Virginia	-	52
Pac-10 Opponent	-	-

Numbers in (parentheses) indicate field goal was made.

PUNTING	No.	Yds	Avg	Long	TB	FC	I20	Blkd
Vinnie Burns	55	2185	39.7	62	7	7	15	0
Total	55	2185	39.7	62	7	7	15	0
Opponents	74	2915	39.4	71	5	4	17	1

ALL PURPOSE	G	Rush	Rec	PR	KOR	IR	Tot	Avg/G
Kevin Jones	12	1494	136	0	0	0	1630	135.8
Ernest Wilford	12	0	776	0	0	0	776	64.7
Cedric Humes	12	377	31	0	254	0	662	55.2
Mike Imoh	11	86	105	3	407	0	601	54.6
DeAngelo Hall	12	21	86	434	0	0	541	45.1
Bryan Randall	12	412	0	0	0	0	412	34.3
Justin Hamilton	12	0	282	0	8	0	290	24.2
Eric Green	12	0	0	0	0	166	166	13.8
Doug Easlick	12	23	132	0	0	0	155	12.9
Chris Shreve	6	0	133	0	0	0	133	22.2
Jeff King	12	0	109	0	0	0	109	9.1
Marcus Vick	10	97	0	0	0	0	97	9.7
Richard Johnson	9	-2	86	6	0	0	90	10.0
Keith Willis	12	0	84	0	0	0	84	7.0
Jimmy Williams	12	0	0	0	0	83	83	6.9
John Candelas	4	76	0	0	0	0	76	19.0
David Clowney	12	0	67	0	0	0	67	5.6
Jason Lallis	10	0	0	0	0	45	45	4.5
Jared Mazzetta	12	0	44	0	0	0	44	3.7
Michael Crawford	12	0	0	0	0	44	44	3.7
Chris Clifton	11	-1	20	16	0	0	35	3.2
Vincent Fuller	12	0	0	0	0	33	33	2.8
Nathaniel Adibi	11	0	0	25	0	0	25	2.3
Vegas Robinson	12	0	0	0	0	17	17	1.4
Steve Canter	5	0	13	0	0	0	13	2.6
Jonathan Lewis	12	0	0	0	0	9	9	0.8
Blake Warren	12	0	0	0	2	4	6	0.5
Garnell Wilds	6	0	0	0	0	3	3	0.5
TEAM	12	-15	0	0	0	0	-15	-1.2
Total	12	2568	2104	484	671	404	6231	519.2
Opponents	12	1632	2615	197	1200	180	5824	485.3



# BIG EAST CONFERENCE

## FINAL 2003 STANDINGS

	Conference		Overall	
	W-L	Pct.	W-L	Pct.
Miami #	6-1	.857	10-2	.833
West Virginia #	6-1	.857	8-4	.667
Pittsburgh	5-2	.714	8-4	.667
Virginia Tech	4-3	.571	8-4	.667
Boston College	3-4	.429	7-5	.583
Syracuse	2-5	.286	6-6	.500
Rutgers	2-5	.286	5-7	.417
Temple	0-7	.000	1-11	.083

# - Won BIG EAST Championship

## THE BIG EAST BOWL SCHEDULE

### Insight Bowl, Phoenix, Ariz.

Virginia Tech vs. California (ESPN) 8:30 p.m., ET, Dec. 26

### Continental Tire Bowl, Charlotte, N.C.

Pittsburgh vs. Virginia (ESPN2) 11:30 a.m., ET, Dec. 27

### Diamond Walnut San Francisco Bowl, San Francisco, Calif.

Boston College vs. Colorado State (ESPN) 10:30 p.m., ET, Dec. 31

### Toyota Gator Bowl, Jacksonville, Fla.

West Virginia vs. Maryland (NBC) 12:30 p.m., ET, Jan. 1, 2004

### FedEx Orange Bowl, Miami, Fla.

Miami vs. Florida State (ABC) 8:30 p.m., ET, Jan. 1, 2004



## 2003 BIG EAST FOOTBALL AWARDS

**BIG EAST Offensive Player of the Year**  
LARRY FITZGERALD, PITTSBURGH

**BIG EAST Defensive Players of the Year**  
SEAN TAYLOR, MIAMI

**BIG EAST Special Teams Players of the Year**  
DeANGELO HALL, VIRGINIA TECH  
ANDY LEE, PITTSBURGH

**BIG EAST Rookie of the Year**  
CHRIS HENRY, WEST VIRGINIA

**BIG EAST Coach of the Year**  
RICH RODRIGUEZ, WEST VIRGINIA

## FIRST TEAM OFFENSE

Pos.	Player	School	Cl.	Ht.	Wt.
WR	Larry Fitzgerald **	Pittsburgh	So.	6-3	225
WR	Zamir Cobb	Temple	Sr.	6-1	185
OT	Eric Winston	Miami	So.	6-7	290
OG	Augie Hoffmann	Boston College	Sr.	6-2	307
<b>C</b>	<b>Jake Grove</b>	<b>Virginia Tech</b>	<b>Sr.</b>	<b>6-3</b>	<b>300</b>
OG	Chris Snee	Boston College	Jr.	6-3	331
OT	Rob Pettiti	Pittsburgh	Sr.	6-6	330
TE	Kellen Winslow	Miami	Jr.	6-5	243
QB	Rod Rutherford **	Pittsburgh	Sr.	6-3	225
<b>RB</b>	<b>Kevin Jones **</b>	<b>Virginia Tech</b>	<b>Jr.</b>	<b>6-0</b>	<b>209</b>
RB	Quincy Wilson	West Virginia	Sr.	5-9	210
PK	Jon Peattie	Miami	RF	6-3	200
<b>KR/PR</b>	<b>DeAngelo Hall</b>	<b>Virginia Tech</b>	<b>Jr.</b>	<b>5-11</b>	<b>198</b>

## FIRST TEAM DEFENSE

Pos.	Player	School	Cl.	Ht.	Wt.
DL	Vince Wilfork **	Miami	Jr.	6-2	344
DL	Raheem Orr	Rutgers	Sr.	6-4	260
DL	Mathias Kiwanuka	Boston College	So.	6-8	246
DL	Louis Gachelin	Syracuse	Sr.	6-1	287
LB	Jonathan Vilma **	Miami	Sr.	6-2	220
LB	D.J. Williams	Miami	Sr.	6-2	249
LB	Grant Wiley **	West Virginia	Sr.	6-1	230
CB	Antrel Rolle	Miami	Jr.	6-1	197
<b>CB</b>	<b>DeAngelo Hall</b>	<b>Virginia Tech</b>	<b>Jr.</b>	<b>5-11</b>	<b>198</b>
S	Sean Taylor **	Miami	Jr.	6-3	225
S	Brian King	West Virginia	Sr.	6-0	180
P	Andy Lee **	Pittsburgh	Sr.	6-2	205

## SECOND TEAM OFFENSE

Pos.	Player	School	Cl.	Ht.	Wt.
<b>WR</b>	<b>Ernest Wilford</b>	<b>Virginia Tech</b>	<b>Sr.</b>	<b>6-4</b>	<b>221</b>
WR	Chris Henry	West Virginia	So.	6-4	190
OT	Adam Terry	Syracuse	Jr.	6-8	314
OG	Vernon Carey	Miami	Sr.	6-5	363
C	Nick Romeo	Syracuse	Sr.	6-1	300
OG	Chris Myers	Miami	Jr.	6-5	283
OT	Jeff Berk	West Virginia	Jr.	6-5	275
TE	Kris Wilson	Pittsburgh	Sr.	6-3	250
QB	Rasheed Marshall	West Virginia	Jr.	6-1	190
RB	Derrick Knight	Boston College	Sr.	5-9	205
RB	Walter Reyes	Syracuse	Jr.	5-10	205
PK	Collin Barber	Syracuse	Jr.	6-1	214
<b>KR/PR</b>	<b>Nate Jones</b>	<b>Rutgers</b>	<b>Sr.</b>	<b>5-10</b>	<b>180</b>

## SECOND TEAM DEFENSE

Pos.	Player	School	Cl.	Ht.	Wt.
DL	Doug Goodwin	Boston College	Sr.	6-1	298
DL	Christian Ferrara	Syracuse	Sr.	6-4	295
<b>DL</b>	<b>Cols Colas</b>	<b>Virginia Tech</b>	<b>Sr.</b>	<b>6-0</b>	<b>226</b>
<b>DL</b>	<b>Nathaniel Adibi</b>	<b>Virginia Tech</b>	<b>Sr.</b>	<b>6-3</b>	<b>255</b>
LB	Rich Scanlon	Syracuse	Sr.	6-1	243
LB	Rian Wallace	Temple	So.	6-4	240
<b>LB</b>	<b>Vegas Robinson</b>	<b>Virginia Tech</b>	<b>Sr.</b>	<b>6-0</b>	<b>244</b>
CB	Will Blackmon	Boston College	So.	6-0	196
CB	Adam Jones	West Virginia	So.	5-11	175
S	Maurice Sikes	Miami	Sr.	5-11	197
<b>S</b>	<b>Michael Crawford</b>	<b>Virginia Tech</b>	<b>Sr.</b>	<b>5-11</b>	<b>209</b>
P	Brendan Carney	Syracuse	RF	6-5	188

\*\* - unanimous selection

Ties in the voting created an additional position for Special Teams Player of the Year.

## 2003 BIG EAST STATISTICS

RUSHING									PUNT RETURNS										
Team	CI	G	Att	Yds	Avg	TD	Yds/G		Team	CI	G	Ret	Yds	TD	Avg				
KNIGHT, Derrick	BC	SR	12	291	1599	5.5	8	133.2	HALL, DeAngelo	VT	JR	12	30	434	2	14.5			
JONES, Kevin	VT	JR	12	265	1494	5.6	20	124.5	MOSES, Tres	RU	JR	11	22	250	1	11.4			
WILSON, Quincy	WVU	SR	11	270	1331	4.9	12	121.0	HASSELBECK, Nathanael	BC	SO	11	14	155	0	11.1			
REYES, Walter	SU	JR	12	253	1347	5.3	20	112.2	PARRISH, Roscoe	UM	SO	10	20	217	1	10.9			
LEONARD, Brian	RU	SO	12	213	880	4.1	9	73.3	COBB, Zamir	TU	SR	12	21	227	0	10.8			
PAYTON, Jarrett	UM	SR	12	160	854	5.3	7	71.2	FERGUSON, Walter	UP	SR	12	30	320	0	10.7			
									CLAYTON, Marcus	SU	FR	12	27	273	1	10.1			
PASSING AVG/GAME									KICKOFF RETURNS										
Team	CI	G	Att	Cmp	Int	Pct.	Yds	TD	Avg/G	Team	CI	G	Ret	Yds	TD	Avg			
RUTHERFORD, Rod	UP	SR	12	387	229	13	59.2	3433	35	286.1	HESTER, Devin	UM	FR	9	15	454	1	30.3	
HART, Ryan	RU	SO	12	398	234	19	58.8	2714	15	226.2	IMOH, Mike	VT	SO	11	14	407	1	29.1	
BERLIN, Brock	UM	JR	12	323	197	15	61.0	2262	12	188.5	JONES, Adam	WVU	SO	12	30	805	1	26.8	
ANDERSON, R.J.	SU	SR	12	310	186	8	60.0	2164	10	180.3	JONES, Nate	RU	SR	12	19	489	1	25.7	
PORTER, Quinton	BC	JR	10	250	140	6	56.0	1764	14	176.4	PORTER, Jamil	TU	JR	12	22	560	0	25.5	
MARSHALL, Rasheed	WVU	JR	11	199	99	8	49.7	1642	15	149.3	BLACKMON, Will	BC	SO	12	34	840	0	24.7	
RANDALL, Bryan	VT	JR	12	211	126	10	59.7	1598	11	133.2	ALLEN, Terrell	UP	FR	10	24	576	0	24.0	
WASHINGTON, Walter	TU	SO	12	207	110	6	53.1	1265	8	105.4									
TOTAL OFFENSE									PUNTING										
Team	CI	G	Rush	Pass	Plays	Total	Yds/G		Team	CI	G	Punt	Yds	Avg					
RUTHERFORD, Rod	UP	SR	12	139	3433	508	3572	297.7	LEE, Andy	UP	SR	12	75	3300	44.0				
HART, Ryan	RU	SO	12	-176	2714	438	2538	211.5	CARNEY, Brendan	SU	FR	12	60	2581	43.0				
ANDERSON, R.J.	SU	SR	12	262	2164	409	2426	202.2	JAMES, Todd	WVU	SR	12	68	2784	40.9				
PORTER, Quinton	BC	JR	10	159	1764	328	1923	192.3	GOMULINSKI, Jeff	BC	JR	12	61	2461	40.3				
BERLIN, Brock	UM	JR	12	-74	2262	349	2188	182.3	MCLAUGHLIN, Mike	TU	SO	12	51	2035	39.9				
MARSHALL, Rasheed	WVU	JR	11	268	1642	292	1910	173.6	BURNS, Vinnie	VT	JR	12	55	2185	39.7				
RANDALL, Bryan	VT	JR	12	412	1598	287	2010	167.5	RADIGAN, Joe	RU	SO	12	60	2360	39.3				
WASHINGTON, Walter	TU	SO	12	579	1265	363	1844	153.7	MONROE, Brian	UM	FR	12	45	1651	36.7				
KNIGHT, Derrick	BC	SR	12	1599	0	291	1599	133.2											
JONES, Kevin	VT	JR	12	1494	0	265	1494	124.5											
RECEPTIONS/GAME									SCORING										
Team	CI	G	Rec	Yds	TD	Avg/C	Rec/G		Team	CI	G	Td	XPT	FG	Pts	Pts/G			
FITZGERALD, Larry	UP	SO	12	87	1595	22	18.3	7.25	FITZGERALD, Larry	UP	SO	12	22	0	0	132	11.0		
COBB, Zamir	TU	SR	12	74	866	5	11.7	6.17	REYES, Walter	SU	JR	12	21	2	0	128	10.7		
MOSES, Tres	RU	JR	11	52	536	5	10.3	4.73	JONES, Kevin	VT	JR	12	20	0	0	120	10.0		
WINSLOW, Kellen	UM	JR	12	55	557	1	10.1	4.58	PEATTIE, Jon	UM	FR	12	0	36	19	93	7.8		
LEONARD, Brian	RU	SO	12	53	488	5	9.2	4.42	WARLEY, Carter	VT	SR	12	0	50	12	86	7.2		
GOODMAN, Phil	TU	JR	11	47	678	5	14.4	4.27	LEONARD, Brian	RU	SO	12	14	2	0	86	7.2		
TUCKER, Shawn	RU	SO	12	50	726	2	14.5	4.17	WILSON, Quincy	WVU	SR	11	13	0	0	78	7.1		
WILFORD, Ernest	VT	SR	12	47	776	3	16.5	3.92											
MORANT, Johnnie	SU	SR	12	46	799	5	17.4	3.83											
RECEIVE YDS/GAME									SCORING (TDs)										
Team	CI	G	Rec	Yds	TD	Avg/C	Yds/G		Team	CI	G	TD	Rush	Pass	Ret	PAT	Pts	Pts/G	
FITZGERALD, Larry	UP	SO	12	87	1595	22	18.3	132.9	FITZGERALD, Larry	UP	SO	12	22	0	22	0	0	132	11.0
HENRY, Chris	WVU	SO	11	38	960	10	25.3	87.3	REYES, Walter	SU	JR	12	21	20	1	0	1	128	10.7
COBB, Zamir	TU	SR	12	74	866	5	11.7	72.2	JONES, Kevin	VT	JR	12	20	20	0	0	0	120	10.0
MORANT, Johnnie	SU	SR	12	46	799	5	17.4	66.6	LEONARD, Brian	RU	SO	12	14	9	5	0	1	86	7.2
WILFORD, Ernest	VT	SR	12	47	776	3	16.5	64.7	WILSON, Quincy	WVU	SR	11	13	12	1	0	0	78	7.1
GOODMAN, Phil	TU	JR	11	47	678	5	14.4	61.6											
TUCKER, Shawn	RU	SO	12	50	726	2	14.5	60.5											
ALL PURPOSE									SCORING (KICK)										
Team	CI	G	Rush	Rcv	PR	KR	Yds	Avg/G	Team	CI	G	PATs	FGs	Pts	Pts/G				
KNIGHT, Derrick	BC	SR	12	1599	227	0	0	1826	152.2	PEATTIE, Jon	UM	FR	12	36-36	19-24	93	7.8		
REYES, Walter	SU	JR	12	1347	375	0	10	1732	144.3	WARLEY, Carter	VT	SR	12	50-53	12-15	86	7.2		
JONES, Kevin	VT	JR	12	1494	136	0	0	1630	135.8	COOPER, Brad	WVU	SO	12	45-47	11-17	78	6.5		
FITZGERALD, Larry	UP	SO	12	7	1595	0	0	1602	133.5	SCIORTINO, Sandro	BC	SR	10	31-31	11-18	64	6.4		
WILSON, Quincy	WVU	SR	11	1331	100	0	0	1431	130.1	BARBER, Collin	SU	JR	11	33-34	12-16	69	6.3		
LEONARD, Brian	RU	SO	12	880	488	0	0	1368	114.0	ABDUL, David	UP	SO	12	48-49	9-18	75	6.2		
INTERCEPTIONS									FIELD GOALS										
Team	CI	G	Int	Yds	TD				Team	CI	G	FG	FGA	Pct.	FG/G				
TAYLOR, Sean	UM	JR	11	9	187	3			PEATTIE, Jon	UM	FR	12	19	24	79.2	1.58			
KING, Brian	WVU	SR	12	6	35	0			SANDS, Ryan	RU	SR	10	12	21	57.1	1.20			
FRAZIER, Lance	WVU	SR	12	5	82	0			SCIORTINO, Sandro	BC	SR	10	11	18	61.1	1.10			
SMITH, Anthony	SU	SO	12	5	37	0			BARBER, Collin	SU	JR	11	12	16	75.0	1.09			
JONES, Adam	WVU	SO	12	4	91	1			WARLEY, Carter	VT	SR	12	12	15	80.0	1.00			
MCBRIDE, Pete	TU	JR	11	4	30	0			COOPER, Brad	WVU	SO	12	11	17	64.7	0.92			
GREEN, Eric	VT	JR	12	3	166	2													
PRUITT, Kellen	SU	SO	12	3	26	0													
BLACKMON, Will	BC	SO	12	3	20	0													
WILLIAMS, Jimmy	VT	SO	12	2	83	1													
PASS EFFICIENCY									FIELD GOAL PCT										
Team	CI	G	Att	Cmp	Int	Pct.	Yds	TD	Eff.	Team	CI	G	FG	FGA	Long	Pct.			
RUTHERFORD, Rod	UP	SR	12	387	229	13	59.2	3433	35	156.8	WARLEY, Carter	VT	SR	12	12	15	43	80.0	
MARSHALL, Rasheed	WVU	JR	11	199	99	8	49.7	1642	15	135.9	PEATTIE, Jon	UM	FR	12	19	24	44	79.2	
RANDALL, Bryan	VT	JR	12	211	126	10	59.7	1598	11	131.1	BARBER, Collin	SU	JR	11	12	16	43	75.0	
PETERSON, Paul	BC	JR	10	122	68	6	55.7	900	8	129.5	COOPER, Brad	WVU	SO	12	11	17	43	64.7	
PORTER, Quinton	BC	JR	10	250	140	6	56.0	1764	14	129.0	SCIORTINO, Sandro	BC	SR	10	11	18	40	61.1	
ANDERSON, R.J.	SU	SR	12	310	186	8	60.0	2164	10	124.1	SANDS, Ryan	RU	SR	10	12	21	49	57.1	
									PAT KICKING PCT										
									Team	CI	G	Made	Att	Pct.					
									PEATTIE, Jon	UM	FR	12	36	36	100.0				
									SCIORTINO, Sandro	BC	SR	10	31	31	100.0				
									ABDUL, David	UP	SO	12	48	49	98.0				
									BARBER, Collin	SU	JR	11	33	34	97.1				
									SANDS, Ryan	RU	SR	10	24	25	96.0				
									COOPER, Brad	WVU	SO	12	45	47	95.7				
									WARLEY, Carter	VT	SR	12	50	53	94.3				
									DAVIS, Jared	TU	SR	12	23	26	88.5				

## 2003 BIG EAST DEFENSIVE STATS

TACKLES (All positions)	Team	CI	G	Pos	UA	A	Tot	Avg/G	Sack
WILEY, Grant	WVU	SR	12	LB	94	64	158	13.2	1.0
WALLACE, Rian	TU	SO	12	LB	97	51	148	12.3	1.0
SCANLON, Rich	SU	SR	12	LB	94	53	147	12.2	1.5
LEHNORTT, Adam	WVU	JR	12	LB	72	63	135	11.2	5.0
MOORE, Lewis	UP	SR	12	LB	85	41	126	10.5	4.5
FERRI, Diamond	SU	JR	12	DB	75	45	120	10.0	1.0
OTT, Josh	BC	SR	12	LB	65	53	118	9.8	0.0
BENNETT, Brian	UP	SO	12	LB	79	39	118	9.8	3.0
<b>CRAWFORD, Michael</b>	<b>VT</b>	<b>SR</b>	<b>12</b>	<b>DB</b>	<b>66</b>	<b>51</b>	<b>117</b>	<b>9.8</b>	<b>1.0</b>
GYORKO, Scott	WVU	JR	12	LB	64	50	114	9.5	0.0
VILMA, Jonathan	UM	SR	11	LB	48	53	101	9.2	0.5
<b>MANNING, Brandon</b>	<b>VT</b>	<b>JR</b>	<b>11</b>	<b>LB</b>	<b>51</b>	<b>50</b>	<b>101</b>	<b>9.2</b>	<b>1.0</b>
<b>BAAQEE, Mikal</b>	<b>VT</b>	<b>JR</b>	<b>11</b>	<b>LB</b>	<b>54</b>	<b>46</b>	<b>100</b>	<b>9.1</b>	<b>2.0</b>
KING, Brian	WVU	SR	12	DB	78	30	108	9.0	1.0
FLORES, Brian	BC	SR	12	LB	66	40	106	8.8	0.0
SMITH, Anthony	SU	SO	12	FS	68	38	106	8.8	0.0
JOHNSON, Jarvis	RU	JR	11	DB	51	46	97	8.8	0.5
LORELLO, Mike	WVU	SO	11	DB	65	31	96	8.7	0.0
JACKSON, Yazid	TU	SR	12	DB	68	36	104	8.7	0.0
<b>WILLIAMS, Jimmy</b>	<b>VT</b>	<b>SO</b>	<b>12</b>	<b>DB</b>	<b>54</b>	<b>44</b>	<b>98</b>	<b>8.2</b>	<b>0.0</b>
PRUITT, Kellen	SU	SO	12	LB	61	35	96	8.0	2.5
<b>ROBINSON, Vegas</b>	<b>VT</b>	<b>SR</b>	<b>12</b>	<b>LB</b>	<b>51</b>	<b>39</b>	<b>90</b>	<b>7.5</b>	<b>1.0</b>
JONES, Adam	WVU	SO	12	DB	61	27	88	7.3	0.0
TAYLOR, Sean	UM	JR	11	DB	36	43	79	7.2	0.0
BENNETT, Troy	TU	SR	12	LB	50	34	84	7.0	1.0
HENDERSON, Ray	BC	SO	12	LB	45	37	82	6.8	1.0
ORR, Raheem	RU	SR	12	DE	32	50	82	6.8	8.5
GILKISON, Will	RU	SO	11	LB	26	46	72	6.5	1.5
STANCIL, T.J.	BC	JR	12	DB	52	26	78	6.5	0.0
WILLIAMS, D.J.	UM	SR	11	LB	33	37	70	6.4	3.0
SPENCER, Shawntae	UP	SR	12	DB	60	16	76	6.3	0.0
MORRIS, Tez	UP	JR	12	DB	52	24	76	6.3	0.0
<b>HALL, DeAngelo</b>	<b>VT</b>	<b>JR</b>	<b>12</b>	<b>CB</b>	<b>50</b>	<b>25</b>	<b>75</b>	<b>6.2</b>	<b>0.0</b>
KIWANUKA, Mathias	BC	SO	12	DE	54	20	74	6.2	10.5
JONES, Nate	RU	SR	12	DB	45	28	73	6.1	0.0
WADE, Lawrence	TU	JR	12	DB	50	23	73	6.1	2.0
WASHINGTON, Leandre	WVU	SR	12	LB	42	26	68	5.7	1.0
SMITH, Kelvin	SU	FR	12	LB	50	18	68	5.7	1.0
COOK, Paul	BC	SR	11	SS	47	14	61	5.5	0.0
LYNCH, Ben	WVU	JR	12	DL	41	21	62	5.2	2.0
FERRARA, Christian	SU	SR	12	DT	44	18	62	5.2	3.0
<b>LEWIS, Jonathan</b>	<b>VT</b>	<b>SO</b>	<b>12</b>	<b>DT</b>	<b>30</b>	<b>31</b>	<b>61</b>	<b>5.1</b>	<b>4.0</b>
FRAZIER, Lance	WVU	SR	12	DB	41	20	61	5.1	0.0
GACHELIN, Louis	SU	SR	12	DT	35	26	61	5.1	5.5

SACKS	Team	CI	G	Pos	Total	Avg/G
KIWANUKA, Mathias	BC	SO	12	DE	10.5	0.88
ORR, Raheem	RU	SR	12	DE	8.5	0.71
<b>COLAS, Cols</b>	<b>VT</b>	<b>SR</b>	<b>11</b>	<b>DE</b>	<b>6.5</b>	<b>0.59</b>
HARDEE, Jason	WVU	JR	12	DL	6.0	0.50
GACHELIN, Louis	SU	SR	12	DT	5.5	0.46
NANTON, Javon	UM	SO	10	DE	5.5	0.55
METTLING, Phil	BC	JR	11	DE	5.0	0.45
LEHNORTT, Adam	WVU	JR	12	LB	5.0	0.42
MOORE, Lewis	UP	SR	12	LB	4.5	0.38
<b>ADIBI, Nathaniel</b>	<b>VT</b>	<b>SR</b>	<b>11</b>	<b>DE</b>	<b>4.5</b>	<b>0.41</b>
LUKABU, Piana	RU	JR	12	DE	4.5	0.38
KONTE, Sadeke	TU	JR	11	SS	4.0	0.36
<b>LEWIS, Jonathan</b>	<b>VT</b>	<b>SO</b>	<b>12</b>	<b>DT</b>	<b>4.0</b>	<b>0.33</b>

TACKLE FOR LOSS	Team	CI	G	Pos	Total	Avg/G
ORR, Raheem	RU	SR	12	DE	19.5	1.62
WALLACE, Rian	TU	SO	12	LB	19.5	1.62
FERRARA, Christian	SU	SR	12	DT	16.5	1.38
KIWANUKA, Mathias	BC	SO	12	DE	15.0	1.25
WILEY, Grant	WVU	SR	12	LB	14.0	1.17
GACHELIN, Louis	SU	SR	12	DT	12.5	1.04
<b>COLAS, Cols</b>	<b>VT</b>	<b>SR</b>	<b>11</b>	<b>DE</b>	<b>12.5</b>	<b>1.14</b>
LEHNORTT, Adam	WVU	JR	12	LB	12.0	1.00
LORELLO, Mike	WVU	SO	11	DB	12.0	1.09
VILMA, Jonathan	UM	SR	11	LB	11.5	1.05
BULMAN, Tim	BC	JR	12	DT	11.0	0.92
APOSTOLIDIS, Taso	TU	SR	12	DL	11.0	0.92
LYNCH, Ben	WVU	JR	12	DL	10.5	0.88
MOORE, Lewis	UP	SR	12	LB	10.5	0.88
<b>CRAWFORD, Michael</b>	<b>VT</b>	<b>SR</b>	<b>12</b>	<b>DB</b>	<b>10.0</b>	<b>0.83</b>

## REGULAR-SEASON TEAM RANKINGS

SCORING OFFENSE	G	TD	XP	2XP	DXP	FC	Saf	Pts	Avg
<b>Virginia Tech</b>	<b>12</b>	<b>54</b>	<b>51</b>	<b>0</b>	<b>0</b>	<b>12</b>	<b>0</b>	<b>411</b>	<b>34.2</b>
Pittsburgh	12	49	48	0	0	9	2	373	31.1
West Virginia	12	48	46	0	0	11	1	369	30.8
Miami	12	41	38	1	0	19	1	345	28.8
Boston College	12	43	40	2	0	11	0	335	27.9
Rutgers	12	42	34	1	0	13	1	329	27.4
Syracuse	12	41	36	1	0	12	0	320	26.7
Temple	12	30	25	0	0	10	0	235	19.6

SCORING DEFENSE	G	TD	XP	2XP	DXP	FC	Saf	Pts	Avg
Miami	12	21	20	0	0	12	0	182	15.2
Virginia Tech	12	33	29	1	0	6	0	247	20.6
West Virginia	12	30	26	1	0	16	0	256	21.3
Pittsburgh	12	38	33	0	0	9	0	288	24.0
Syracuse	12	36	34	0	0	17	0	301	25.1
Boston College	12	41	30	0	0	10	2	310	25.8
Rutgers	12	47	41	2	0	9	0	354	29.5
Temple	12	49	47	1	0	16	1	393	32.8

PASS OFFENSE	G	Att	Cmp	IntP	Pct.	Yds	Avg	TD	YDS/G
Pittsburgh	12	401	233	13	58.1	3500	8.7	36	291.7
Rutgers	12	406	240	19	59.1	2757	6.8	16	229.8
Temple	12	444	234	12	52.7	2697	6.1	13	224.8
Boston College	12	372	208	12	55.9	2664	7.2	22	222.0
Miami	12	381	231	18	60.6	2639	6.9	15	219.9
Syracuse	12	311	186	8	59.8	2164	7.0	10	180.3
<b>Virginia Tech</b>	<b>12</b>	<b>269</b>	<b>157</b>	<b>15</b>	<b>58.4</b>	<b>2104</b>	<b>7.8</b>	<b>13</b>	<b>175.3</b>
West Virginia	12	233	118	8	50.6	1948	8.4	19	162.3

PASS DEFENSE	G	Att	Cmp	Int	Pct.	Yds	Avg	TD	Yds/G
Miami	12	309	161	18	52.1	1736	5.6	8	144.7
Pittsburgh	12	376	213	13	56.6	2585	6.9	14	215.4
Rutgers	12	347	179	10	51.6	2597	7.5	20	216.4
<b>Virginia Tech</b>	<b>12</b>	<b>370</b>	<b>217</b>	<b>15</b>	<b>58.6</b>	<b>2615</b>	<b>7.1</b>	<b>17</b>	<b>217.9</b>
Syracuse	12	395	237	17	60.0	2666	6.7	22	222.2
Temple	12	340	215	11	63.2	2724	8.0	20	227.0
Boston College	12	405	233	14	57.5	2742	6.8	20	228.5
West Virginia	12	456	268	21	58.8	2997	6.6	15	249.8

RUSHING OFFENSE	G	Att	Yds	Avg	TD	Yds/G
West Virginia	12	571	2607	4.6	24	217.2
<b>Virginia Tech</b>	<b>12</b>	<b>489</b>	<b>2568</b>	<b>5.3</b>	<b>31</b>	<b>214.0</b>
Syracuse	12	509	2273	4.5	27	189.4
Boston College	12	518	2230	4.3	20	185.8
Miami	12	459	2120	4.6	17	176.7
Rutgers	12	499	1666	3.3	19	138.8
Temple	12	415	1439	3.5	17	119.9
Pittsburgh	12	436	1382	3.2	12	115.2

RUSHING DEFENSE	G	Rushes	Yards	Avg.	TD	Yds/G
Miami	12	426	1406	3.3	10	117.2
Boston College	12	457	1527	3.3	13	127.2
West Virginia	12	437	1568	3.6	12	130.7
<b>Virginia Tech</b>	<b>12</b>	<b>468</b>	<b>1632</b>	<b>3.5</b>	<b>15</b>	<b>136.0</b>
Syracuse	12	457	1658	3.6	11	138.2
Rutgers	12	461	1959	4.2	22	163.2
Pittsburgh	12	497	2209	4.4	23	184.1
Temple	12	521	2420	4.6	27	201.7

TOTAL OFFENSE	G	Rush	Pass	Plays	Yards	Avg/P	TD	Yds/G
Boston College	12	2230	2664	890	4894	5.5	42	407.8
Pittsburgh	12	1382	3500	837	4882	5.8	48	406.8
Miami	12	2120	2639	840	4759	5.7	32	396.6
<b>Virginia Tech</b>	<b>12</b>	<b>2568</b>	<b>2104</b>	<b>758</b>	<b>4672</b>	<b>6.2</b>	<b>44</b>	<b>389.3</b>
West Virginia	12	2607	1948	804	4555	5.7	43	379.6
Syracuse	12	2273	2164	820	4437	5.4	37	369.8
Rutgers	12	1666	2757	905	4423	4.9	35	368.6
Temple	12	1439	2697	859	4136	4.8	30	344.7

TOTAL DEFENSE	G	Rush	Pass	Plys	Yards	Avg	TD	Yds/G
Miami	12	1406	1736	735	3142	4.3	18	261.8
<b>Virginia Tech</b>	<b>12</b>	<b>1632</b>	<b>2615</b>	<b>838</b>	<b>4247</b>	<b>5.1</b>	<b>32</b>	<b>353.9</b>
Boston College	12	1527	2742	862	4269	5.0	33	355.8
Syracuse	12	1658	2666	852	4324	5.1	33	360.3
Rutgers	12	1959	2597	808	4556	5.6	42	379.7
West Virginia	12	1568	2997	893	4565	5.1	27	380.4
Pittsburgh	12	2209	2585	873	4794	5.5	37	399.5
Temple	12	2420	2724	861	5144	6.0	47	428.7

PUNT RETURNS	G	Ret	Yds	TD	Avg	SACKS BY	G	Tot	Yds
<b>Virginia Tech</b>	<b>12</b>	<b>33</b>	<b>484</b>	<b>3</b>	<b>14.7</b>	Miami	12	36	219
West Virginia	12	29	405	2	14.0	<b>Virginia Tech</b>	<b>12</b>	<b>30</b>	<b>189</b>
Rutgers	1								

# TECH'S BOWL HISTORY



**Michael Vick accounted for 322 yards of offense in the 2000 Nokia Sugar Bowl.**

With its invitation to the 2003 Insight Bowl in Phoenix, Ariz., Virginia Tech will be one of just seven teams in the nation making its 11th straight bowl appearance.

The Virginia Tech bowl tradition dates back to 1947 when the Hokies appeared in the Sun Bowl. Over the last 56 years, approximately

781,000 people have watched Tech in 16 bowl games, in 10 different stadiums and in six states. The closest distance

Tech traveled for a bowl game has been Nashville, Tenn., which is 441 miles, while last season the Hokies traveled to San Francisco for their farthest game, 2,440 miles.

The first bowl bid that Tech received followed the 1946 season, when the Hokies played Cincinnati in the Sun Bowl at El Paso, Texas. An early snow covered Blacksburg that year and threatened to end all football practices.

Bulldozers and snowplows were used to clear a practice area on the Drillfield and the Hokies got in their bowl preparations. The Tech

team encountered more snowy weather when it reached El Paso. The Cincinnati team handled the weather and the Hokies, winning 18-6.

It was not until 1966 that Tech received another bowl bid. This time, the Hokies were chosen to participate in the Liberty Bowl at Memphis, Tenn., against Miami (Fla.). The Hokies were 8-1-1 entering the contest and were led by All-American defensive back Frank Loria.

Miami, ranked ninth nationally, won 14-7, in a hard-hitting defensive struggle. The Techmen scored first on a 2-yard plunge by Tommy Francisco. But the Miami defense held Tech to only one first down in the last three quarters.

Tech returned to the Liberty Bowl two years later in 1968, and squared off against Mississippi. The Hokies were 7-3 after a rocky 2-3 start and were led by another defensive All-American, linebacker Mike Widger. Ole Miss had a quarterback by the name of Archie Manning and he sparked the Rebels to a 34-17 victory after Tech had taken a 17-0 first-quarter lead.

A member of Tech's 1966 and '68 bowl teams was none other than current head coach Frank Beamer, who was a starting defensive back. He

was credited with three tackles in the 1968 game.

Tech next went bowling against Miami, following the 1980 season, and lost 20-10 in a hard-fought Peach Bowl contest. That Hokie team sported an 8-3 record and featured one of the finest defensive units in college football.

Tech tailback Cyrus Lawrence emerged as one of the biggest stars of the game. He rushed for 134 yards and scored the lone Hokie touchdown. Ashley Lee, then a freshman linebacker, had 15 tackles for the Techmen.

In Tech's first trip to the Independence Bowl in 1984, Outland Trophy winner Bruce Smith led Tech against the Air Force Falcons. Tech's powerful defensive unit held Air Force to only three first downs in the first half, but the Falcons got rolling in the second half. Quarterback Bart Weiss, named the game's Most Valuable Player, was the ringleader as Air Force won the battle, 23-7.

Who will ever forget The Kick? It ended perhaps the most stirring bowl game of the 1986 season as Virginia Tech's Chris Kinzer booted a 40-yard field goal to vault the Hokies past North Carolina State in the New Peach Bowl. The 25-24 victory came with no time

## VIRGINIA TECH'S BOWL APPEARANCES

Bowl Game	Opponent	W/L	Score	Date	Location	Stadium	Att.
1947 Sun Bowl	Cincinnati	L	6-18	1/1/47	El Paso, Texas	Sun Bowl Stadium	10,000
1966 Liberty Bowl	Miami	L	7-14	12/10/66	Memphis, Tenn.	Memphis Memorial Stadium	25,012
1968 Liberty Bowl	Mississippi	L	17-34	12/14/68	Memphis, Tenn.	Memphis Memorial Stadium	46,206
1981 Peach Bowl	Miami	L	10-20	1/2/81	Atlanta, Ga.	Atlanta-Fulton County Stadium	45,384
1984 Independence Bowl	Air Force	L	7-23	12/15/84	Shreveport, La.	Independence Stadium	41,100
1986 Peach Bowl	N.C. State	W	25-24	12/31/86	Atlanta, Ga.	Atlanta-Fulton County Stadium	53,668
1993 Independence Bowl	Indiana	W	45-20	12/31/93	Shreveport, La.	Independence Stadium	33,819
1994 Gator Bowl	Tennessee	L	23-45	12/30/94	Gainesville, Fla.	Ben Hill Griffin Stadium	62,200
1995 Sugar Bowl	Texas	W	28-10	12/31/95	New Orleans, La.	Louisiana Superdome	70,283
1996 Orange Bowl	Nebraska	L	21-41	12/31/96	Miami, Fla.	Pro Player Stadium	51,212
1998 Gator Bowl	North Carolina	L	3-42	1/1/98	Jacksonville, Fla.	Alltel Stadium	54,116
1998 Music City Bowl	Alabama	W	38-7	12/29/98	Nashville, Tenn.	Vanderbilt Stadium	41,600
2000 Sugar Bowl	Florida State	L	29-46	1/4/00	New Orleans, La.	Louisiana Superdome	79,280
2001 Gator Bowl	Clemson	W	41-20	1/1/01	Jacksonville, Fla.	Alltel Stadium	68,741
2002 Gator Bowl	Florida State	L	17-30	1/1/02	Jacksonville, Fla.	Alltel Stadium	72,202
2002 San Francisco Bowl	Air Force	W	20-13	12/31/02	San Francisco, Calif.	Pacific Bell Park	25,966
2003 Insight Bowl	California			12/26/03	Phoenix, Ariz.	Bank One Ballpark	cap. 42,915

**HISTORY,** *continued*

showing on the clock and provided Tech with one of its top moments in football history.

The winning drive started with 1:53 remaining in the game. Tech covered 57 yards in 11 plays to move to the State 23-yard line. In the drive, Tech converted a crucial fourth-and-three to move to the N.C. State 28-yard line with 15 seconds remaining. Tech was whistled for holding on the next play, which forced the Hokies to try for a game-winning touchdown pass. Tech wingback David Everett was interfered with by a Wolfpack defender at the goal line and that set up the big moment for Kinzer.

Almost as dynamic was Tech's 45-20 win over Indiana of the Big Ten Conference in the 1993 Independence Bowl game.

The last minute of the first half of the Independence Bowl will be most remembered for its unbelievable action-packed ending. Virginia Tech was leading Indiana, 14-13, with only 35 seconds left until halftime. Indiana had the ball on the Tech 49-yard line, when DeWayne Knight exploded through the IU offensive line to cause a fumble. J.C. Price had his hands on the ball but could not control it. That is when Lawrence Lewis got "the world's greatest bounce," returning the loose ball 20 yards for a touchdown to give Tech a 21-13 lead over the Hoosiers.

The Hokies, however, were not finished with their dramatics. Tech's Jeff Holland blocked a Hoosiers' field goal try with no time left in the first half and Antonio Banks settled under the ball and raced 80 yards for a score to give the Hokies a 28-13 halftime lead.

At the end of the 1994 season, the Hokies fell to a tough Tennessee team, 45-23, in a transplanted Gator Bowl contest at Florida Field in Gainesville.

The high-powered Volunteer offense totaled 495 yards in the affair behind quarterback Peyton Manning (Archie's son) and their highly-touted tailback James (Little



**Bryan Randall was named the Most Valuable Offensive Player of the 2002 San Francisco Bowl.**

Man) Stewart. Stewart, Tennessee's all-time leading rusher, ran for three touchdowns and threw for another score en route to earning the game's Most Valuable Player award.

Tech's Dwayne Thomas would not be outdone, dazzling the 62,200 fans in attendance by rushing 19 times for 102 yards and one touchdown. Thomas had a 1-yard burst for a score in the second quarter and rambled 27 yards to set up Maurice DeShazo's 7-yard touchdown run in the third quarter.

Tech's 28-10 Nokia Sugar Bowl victory over Texas in 1995 stands alone as the Hokies' biggest win in football postseason play. But the Techmen always seem to find a way to create a special brand of excitement anytime they line up in a bowl game.

The 1995 Sugar Bowl was special, indeed. It was, at the time, the most prestigious bowl appearance ever for the Hokies and they made the most of it. Tech overcame a 10-point deficit to beat Texas and score one of the most stirring victories in the school's athletic history.

The momentum changed dramatically when game MVP Bryan Still returned a punt 60 yards for a Tech touchdown with 2:34 left in the first half.

Tech gained a lead in the third quarter (14-10) on a 1-yard plunge by Marcus Parker. Then Still got back into the act. He hauled in a 54-yard touchdown pass from quarterback Jim Druckenmiller on a play that spelled doom for

the Longhorns.

It was Tech's defense that accounted for the team's final touchdown with 5:06 left in the game. All-American Cornell Brown picked up his second sack of the game, causing a fumble. Tackle Jim Baron scooped up the ball and ran 20 yards to score.

In 1996, the Hokies played Nebraska in another Alliance bowl, the FedEx Orange Bowl. That game, too, was a pressure cooker from start to finish. Nebraska won, 41-21, but led by only three points at 24-21 late in the third quarter.

The Hokies made their second trip to the Gator Bowl following the 1997 season to face North Carolina.

The Tar Heels impressed a crowd of 54,116 at Alltel Stadium by passing for 318 yards and grinding out 124 on the ground on the way to a 42-3 victory. Tech was held to a total of 185 yards, its lowest total of the season. The Hokies' only points came on a 40-yard field goal by Shayne Graham late in the third quarter.

Tech bounced back strong in 1998 by capping a 9-3 season with an eye-opening, 38-7, victory over Alabama in the inaugural Music City Bowl in Nashville. A sellout crowd braved freezing rain and a wind chill that dipped below 15 degrees to watch Tech post its first-ever win against Alabama.

The winning margin was the largest ever in a bowl game for the Hokies, while the losing margin was the second-worst in a bowl game for the Tide. Tech clung to a 10-7 lead at halftime before pulling away in

the second half behind the defensive and special teams play of bowl MVP Corey Moore. The junior defensive end forced an interception that set up a Tech touchdown midway through the third quarter. Minutes later, he blocked an Alabama punt to pave the way for another Hokie TD. Tech went on to secure the win with two more touchdowns in the fourth quarter.

In the 1999 season, after a perfect 11-0 regular season campaign, the Hokies returned to the Nokia Sugar Bowl — this time to play for the national championship.

Tech once again put on a great show after a furious comeback led by quarterback Michael Vick. The Hokies led heavily favored Florida State heading into the fourth quarter before falling to the top-ranked Seminoles, 46-29.

For the second time in school history, the Hokies appeared in the same bowl back-to-back when they made the trip to the Gator Bowl in both 2001 and 2002.


Nearly 20,000 Hokie faithful watched Michael Vick play his last game in a Tech uniform in the 2001 game in Jacksonville, Fla., against Clemson. Tailback Lee Suggs ran for three scores and the defense limited the Tigers to 88 yards rushing as the Hokies earned the fifth bowl win in school history. Tech capped off its 10-1 season with 41-20 victory over Clemson.

Despite André Davis' 158 receiving yards in his final game as a Hokie, Tech was unable to hold off Florida State and lost the 2002 Gator Bowl, 30-17. The senior class that joined Davis in its last game at the Gator Bowl went down as the winningest class in school history with a 39-9 record.

Last year the Hokies showed fans that diamonds are not only a girl's best friend, but also a gentleman's when they captured a win in the 2002 Diamond Walnut San Francisco Bowl. Tech's 20-13 win over Air Force gave the Hokies a 10-4 final record and marked the third time in four years that Tech had posted 10 or more victories.



# BOWL SUPERLATIVES



*André Davis had 158 yards receiving against Florida State in the national championship Sugar Bowl game.*

**LONGEST RUN FROM SCRIMMAGE:** 77 yds., tb Maurice Williams vs. N.C. State, 1986 Peach  
Opponent: 79 yds., tb Steve Hindman, Mississippi, 1968 Liberty (TD)

**LONGEST PASS COMPLETION:** 55 yds., qb Michael Vick to fl André Davis vs. Clemson, 2001 Gator;  
qb Grant Noel to fl André Davis vs. Florida State, 2002 Gator (TD)  
Opponent: 77 yds., qb Chris Rix to se Javon Walker, Florida State, 2002 Gator (TD)

**LONGEST PUNT RETURN:** 60 yds., Bryan Still vs. Texas, 1995 Sugar (TD)  
Opponent: 59 yds., Peter Warrick, Florida State, 2000 Sugar (TD)

**LONGEST KICKOFF RETURN:** 63 yds., André Kendrick vs. Florida State, 2000 Sugar  
Opponent: 51 yds., Jermaine Chaney, Indiana, 1993 Independence

**LONGEST INTERCEPTION RETURN:** 27 yds., cb Anthony Midget vs. Alabama, 1998 Music City (TD);  
cb Ronyell Whitaker vs. Clemson, 2001 Gator  
Opponent: 70 yds., mon Robert Bailey, Mississippi, 1968 Liberty (TD)

**LONGEST PUNT:** 62 yds., Gene Fisher vs. Miami, 1966 Liberty  
Opponent: 63 yds., Mark Simon, Air Force, 1984 Independence

**LONGEST FIELD GOAL:** 46 yds., Chris Kinzer vs. N.C. State, 1986 Peach  
Opponent: 52 yds., Phil Dawson, Texas, 1995 Sugar

**MOST RUSHING CARRIES:** 27, tb Cyrus Lawrence vs. Miami, 1981 Peach  
Opponent: 29, qb Bart Weiss, Air Force, 1984 Independence

**MOST RUSHING YARDS:** 150, tb Ken Oxendine vs. Nebraska, 1996 Orange  
Opponent: 121, tb Steve Hindman, Mississippi, 1968 Liberty

**MOST RUSHING TOUCHDOWNS:** 3, tb Lee Suggs vs. Clemson, 2001 Gator  
Opponent: 3, James Stewart, Tennessee, 1994 Gator

**MOST PASSING ATTEMPTS:** 34, Jim Druckenmiller, 1995 Sugar  
Opponent: 36 James Brown, Texas, 1995 Sugar

**MOST PASSING COMPLETIONS:** 20, Erik Chapman vs. N.C. State, 1986 Peach  
Opponent: 20, Chris Weinke, Florida State, 2000 Sugar

**MOST PASSING YARDS:** 269, Grant Noel vs. Florida State, 2002 Gator  
Opponent: 329, Chris Weinke, Florida State, 2000 Sugar

**MOST TOUCHDOWN PASSES THROWN:** 3, Jim Druckenmiller vs. Nebraska, 1996 Orange  
Opponent: 4, Chris Weinke, Florida State, 2000 Sugar

## BOWL RESULTS

**1947 Sun Bowl**  
Cincinnati 18, Virginia Tech 6

**1966 Liberty Bowl**  
Miami (Fla.) 14, Virginia Tech 7

**1968 Liberty Bowl**  
Mississippi 34, Virginia Tech 17

**1981 Peach Bowl**  
Miami (Fla.) 20, Virginia Tech 10

**1984 Independence Bowl**  
Air Force 23, Virginia Tech 7

**1986 Peach Bowl**  
Virginia Tech 25, N. C. State 24

**1993 Independence Bowl**  
Virginia Tech 45, Indiana 20

**1994 Gator Bowl**  
Tennessee 45, Virginia Tech 23

**1995 Sugar Bowl**  
Virginia Tech 28, Texas 10

**1996 Orange Bowl**  
Nebraska 41, Virginia Tech 21

**1998 Gator Bowl**  
North Carolina 42, Virginia Tech 3

**1998 Music City Bowl**  
Virginia Tech 38, Alabama 7

**2000 Sugar Bowl**  
Florida State 46, Virginia Tech 29

**2001 Gator Bowl**  
Virginia Tech 41, Clemson 20

**2002 Gator Bowl**  
Florida State 30, Virginia Tech 17

**2002 San Francisco Bowl**  
Virginia Tech 20, Air Force 13

**MOST RECEPTIONS:** 7, fl André Davis vs. Florida State, 2000 Sugar  
Opponent: 7, wr Rod Gardner, Clemson, 2001 Gator

**MOST YARDS ON RECEPTIONS:** 158, fl André Davis vs. Florida State, 2002 Gator  
Opponent: 195, se Javon Walker, Florida State, 2002 Gator

**MOST TOUCHDOWNS BY RECEPTIONS:** 1, 10 different players  
Opponent: 2, fl Thomas Lewis, Indiana, 1993 Independence; wr Octavus Barnes, North Carolina, 1998 Gator; wr Peter Warrick, Florida State, 2000 Sugar; wr Ron Dugans, Florida State, 2000 Sugar; se Javon Walker, Florida State, 2002 Gator

**MOST YARDS TOTAL OFFENSE:** 322, qb Michael Vick vs. Florida State, 2000 Sugar  
Opponent: 307, qb Chris Rix, Florida State, 2002 Gator

**MOST POINTS:** 18, tb Lee Suggs vs. Clemson, 2001 Gator  
Opponent: 20, wr Peter Warrick, Florida State, 2000 Sugar

**MOST FIELD GOALS MADE:** 2, Chris Kinzer vs. N.C. State, 1986 Peach; **Carter Warley vs. Air Force (2002 SFBowl)**  
Opponent: 3, Xavier Beitia, Florida State, 2002 Gator

**MOST TACKLES:** 15, lb Ashley Lee vs. Miami, 1981 Peach; lb Vince Daniels vs. Air Force, 1984 Independence  
Opponent: 17, lb Pat Teague, N.C. State, 1986 Peach

**MOST INTERCEPTIONS:** 2, db Floyd Bowles vs. Cincinnati, 1947 Sun; rov Torrian Gray vs. Texas, 1995 Sugar  
Opponent: 1, 18 different players

**MOST INTERCEPTION RETURN YARDS:** 27, cb Anthony Midget vs. Alabama, 1998 Music City;  
cb Ronyell Whitaker vs. Clemson, 2001 Gator  
Opponent: 70, mon Robert Bailey, Mississippi, 1968 Liberty

**MOST KICKOFF RETURN YARDS:** 118, Richard Johnson vs. Florida State, 2002 Gator  
Opponent: 89, Troy Russell, N.C. State, 1986 Peach

**MOST PUNT RETURN YARDS:** 88, Ike Charlton vs. Florida State, 2000 Sugar  
Opponent: 89, Shawn Summers, Tennessee, 1994 Gator

**BEST PUNTING AVERAGE:** 46.7 yds., Jimmy Kibble vs. Alabama, 1998 Music City  
Opponent: 44.5 yds., Jesse Kosch, Nebraska, 1996 Orange

**100-YARD RUSHING PERFORMANCES:** Ken Oxendine (150 yds. vs. Nebraska, 1996 Orange);  
Cyrus Lawrence (134 yds., vs. Miami, 1981 Peach; Maurice Williams (129 yds., vs. N.C. State, 1986 Peach); Ken Edwards (119 yds., vs. Mississippi, 1968 Liberty); Eddie Hunter (113 yds., vs. N.C. State, 1986 Peach); Dwayne Thomas (102 yds., vs. Tennessee, 1994 Gator)  
Opponent: Steve Hindman (121 yds., Mississippi, 1968 Liberty); Mal Crite (101 yds., N.C. State, 1986 Peach); Greg Jones (120 yds., Florida State, 2002 Gator)

**BLOCKED PUNTS:** John Maskas (vs. Cincinnati, 1947 Sun); Jimmy Richards (vs. Miami, 1966 Liberty, set up TD); Keion Carpenter (vs. Alabama, 1998 Music City); Corey Moore (vs. Alabama, 1998 Music City, set up TD)  
Opponent: Derrick Taylor (N.C. State, 1986 Peach, resulted in TD); Quinton Savage (North Carolina, 1998 Gator, resulted in TD); Tommy Polley (Florida State, 2000 Sugar, resulted in TD); Marcello Church (Florida State, 2002 Gator, set up TD)

**MISCELLANEOUS TOUCHDOWNS:** 1, Lawrence Lewis vs. Indiana, 1993 Independence, returned fumble 20 yds.; Antonio Banks vs. Indiana, 1993 Independence, returned blocked field goal 80 yds.; Jim Baron vs. Texas, 1995 Sugar, returned fumble 20 yds.  
Opponent: 1, Brian Bulluck, N.C. State, 1986 Peach, recovered blocked punt for TD; Jason Peter, Nebraska, 1996 Orange, returned fumble 31 yds.; Dré Bly, North Carolina, 1998 Gator, returned blocked punt 6 yds.; Greg Ellis, North Carolina, 1998 Gator, recovered fumble for TD.

# TEAM BOWL MARKS

## TECH OFFENSIVE HIGH AND LOW MARKS

	BEST	WORST
FIRST DOWNS .....	29 vs. N.C. State, 1986 Peach .....	7 vs. Miami, 1966 Liberty
Rushing .....	15 vs. N.C. State, 1986 Peach .....	4 vs. Miami, 1966 Liberty
Passing .....	13 vs. N.C. State, 1986 Peach .....	0 vs. Mississippi, 1968 Liberty
RUSHING YARDS .....	330 vs. Mississippi, 1968 Liberty .....	34 vs. Cincinnati, 1947 Sun
PASSING YARDS .....	269 vs. Florida State, 2002 Gator .....	2 vs. Mississippi, 1968 Liberty
TOTAL OFFENSE .....	503 vs. Florida State, 2000 Sugar .....	111 vs. Miami, 1966 Liberty
OFFENSIVE PLAYS .....	90 vs. N.C. State, 1986 Peach .....	56 vs. Miami, 1966 Liberty
Rushing Att. ....	60 twice (1968 Liberty, 1986 Peach) .....	32 vs. Texas, 1995 Sugar
Passing Att. ....	38 vs. Tennessee, 1994 Gator .....	7 vs. Mississippi, 1968 Liberty
PASSES COMPLETED .....	23 vs. Tennessee, 1994 Gator .....	1 vs. Mississippi, 1968 Liberty
PASSES HAD INTERCEPTED .....	0 four times (1996 Orange, 1998 Gator, 2000 Sugar, 2002 SF) .....	2 vs. seven teams
FUMBLES LOST .....	0 three times (1947 Sun, 1981 Peach, 1998 Music City) .....	3 three times (1968 Liberty, 1998 Gator, 2000 Sugar)
YARDS PENALIZED .....	20 vs. Clemson, 2001 Gator .....	120 vs. Mississippi, 1968 Liberty
POINTS SCORED .....	45 vs. Indiana, 1993 Independence .....	3 vs. North Carolina, 1998 Gator
RUSHING TOUCHDOWNS .....	5 vs. Clemson, 2001 Gator .....	0 twice (1996 Orange, 1998 Gator)
PASSING TOUCHDOWNS .....	3 vs. Nebraska, 1996 Orange .....	0 vs. eight teams
POINTS IN A QUARTER .....	21 vs. Indiana, 1993 Independence (2nd quarter)	
POINTS IN A HALF .....	28 vs. Indiana, 1993 Independence (1st half) .....	0 vs. four teams
	vs. Alabama, 1998 Music City (2nd half)	

## TECH DEFENSIVE HIGH AND LOW MARKS

	BEST	WORST
FIRST DOWNS .....	11 twice (1966 Liberty, 1993 Independence) .....	25 vs. Nebraska, 1996 Orange
Rushing .....	3 twice (1966 Liberty, 1993 Independence) .....	15 vs. Nebraska, 1996 Orange
Passing .....	2 vs. Air Force, 1984 Independence .....	13 vs. Clemson, 2001 Gator
RUSHING YARDS .....	20 vs. Indiana, 1993 Independence .....	369 vs. Cincinnati, 1947 Sun
PASSING YARDS .....	49 vs. Air Force, 1984 Independence .....	329 vs. Florida State, 2000 Sugar
TOTAL OFFENSE .....	163 vs. Miami, 1966 Liberty .....	495 vs. Tennessee, 1994 Gator
OFFENSIVE PLAYS .....	56 vs. N.C. State, 1986 Peach .....	79 vs. Clemson, 2001 Gator
Rushing Att. ....	23 vs. Florida State, 2000 Sugar .....	55 vs. Air Force, 1984 Independence
Passing Att. ....	7 vs. Air Force, 1984 Independence .....	44 vs. Clemson, 2001 Gator
PASSES COMPLETED .....	<b>4 vs. Air Force, 2002 San Francisco Bowl</b> .....	21 vs. Clemson, 2001 Gator
PASSES INTERCEPTED .....	3 three times (1947 Sun, 1995 Sugar, 1998 Music City) .....	0 vs. six teams
FUMBLES RECOVERED .....	2 vs. three teams .....	0 vs. eight teams
POINTS GIVEN UP .....	7 vs. Alabama, 1998 Music City .....	46 vs. Florida State, 2000 Sugar
POINTS GIVEN UP (QUARTER) .....		21 vs. Tennessee, 1994 Gator
POINTS GIVEN UP (HALF) .....	0 three times (1966 Liberty, 1995 Sugar, 1998 Music City) .....	35 vs. Tennessee, 1994 Gator
RUSHING TDS ALLOWED .....	0 six times (1986 Peach, 1993 Independence, .....	4 twice (1994 Gator, 1996 Orange)
	1995 Sugar, 1998 Music City, 2000 Sugar, 2001 Gator)	
PASSING TDS ALLOWED .....	0 vs. four teams .....	4 vs. Florida State, 2000 Sugar

**LONGEST TOUCHDOWN DRIVE BY TECH:** 80 yards vs. Miami, 1981 Peach; vs. Tennessee, 1994 Gator; vs. Nebraska, 1996 Orange (twice); vs. Florida State, 2000 Sugar (twice); vs. Clemson, 2001 Gator

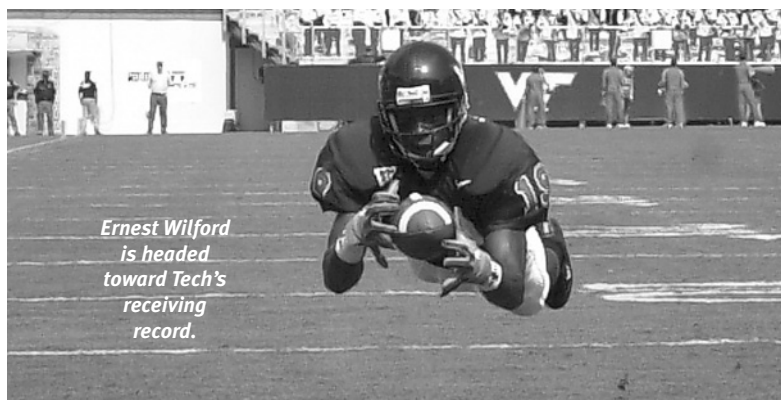
**LONGEST TOUCHDOWN DRIVE BY AN OPPONENT:** 99 yards by Miami, 1981 Peach



*Anthony Midget (shown returning an interception for a touchdown) and the rest of the Tech defense held Alabama to seven points in the 1998 Music City Bowl.*

*In the national championship 2000 Sugar Bowl game (left), the Hokies put up a school bowl-record 503 yards of total offense.*

# HOKIE CAREER LEADERS



*Ernest Wilford is headed toward Tech's receiving record.*

## TOTAL OFFENSE

Pos.	Name	Yrs. Played	Plays	Tot. Yds.
qb	Maurice DeShazo	1991-94	1026	6105
qb	Don Strock	1970-72	974	5871
qb	Will Furrer	1988-91	1047	5782
qb	Steve Casey	1978-81	982	4987
<b>qb</b>	<b>Bryan Randall</b>	<b>2001-</b>	<b>760</b>	<b>4869</b>
qb	Jim Druckenmiller	1993-96	725	4634
qb	Michael Vick	1999-00	525	4276
qb	Mark Cox	1981-85	754	3890
tb	Cyrus Lawrence	1979-82	844	3767
rb	Roscoe Coles	1974-77	658	3458
qb	Bob Schweickert	1962-64	603	3448
<b>tb</b>	<b>Kevin Jones</b>	<b>2001-</b>	<b>600</b>	<b>3322</b>
qb	Al Clark	1995-98	547	3190
rb-qb	Phil Rogers	1973-75	589	3025

## SCORING

Pos.	Name	Yrs. Played	TDs	EPK/other	FGs	TP
pk	Shayne Graham	1996-99	0	167	68	371
tb	Lee Suggs	1999-02	56			336
<b>pk</b>	<b>Carter Warley</b>	<b>2000-</b>		<b>186</b>	<b>39</b>	<b>303</b>
pk	Ryan Williams	1991-94	0	137	39	254
pk	Chris Kinzer	1985-88	0	93	47	234
pk	Don Wade	1981-84	0	98	42	224
<b>tb</b>	<b>Kevin Jones</b>	<b>2001-</b>	<b>34</b>			<b>204</b>
rb	James Barber	1971-73	30			180
tb	Cyrus Lawrence	1979-82	30			180
rb	Roscoe Coles	1974-77	29	1		176

## RUSHING

Pos.	Name	Yrs. Played	Carries	Tot. Yds.
tb	Cyrus Lawrence	1979-82	843	3767
rb	Roscoe Coles	1974-77	656	3459
<b>tb</b>	<b>Kevin Jones</b>	<b>2001-</b>	<b>600</b>	<b>3322</b>
tb	Maurice Williams	1983-86	550	2981
tb	Lee Suggs	1999-02	535	2767
tb	Dwayne Thomas	1992-95	576	2696
tb	Ken Oxendine	1994-97	526	2645
tb	Eddie Hunter	1983-86	466	2523
rb-qb	Phil Rogers	1973-75	528	2461
tb	Vaughn Hebron	1989-92	481	2327



Shayne Graham

## INTERCEPTIONS

Pos.	Name	Yrs. Played	Int.	TDs	Ret. Yds.
cb-s	Gene Bunn	1976-78	18	0	106
cb	Tyronne Drakeford	1990-93	16	1	144
s	Willie Pile	1999-02	14	2	270
hb	Ron Davidson	1966-68	13	0	174
s	Lenny Smith	1968-70	13	0	120
lb	Mike Widger	1967-69	12	3	220
cb	John Granby	1987-91	12	0	98
lb	Mike Johnson	1980-83	11	1	173
fs	Ashley Lee	1980-84	11	2	351
cb-fs	William Yarborough	1992-95	11	0	30

## PUNTING

Name	Yrs. Kicked	No.	Yds.	Avg.
George Roberts	1976-77	128	5345	41.8
Dave Smigelsky	1978-80	172	7065	41.1
Jimmy Kibble	1996-99	180	7372	41.0
Jack Williams	1951-53	157	6229	39.7
Robbie Colley	1991-94	169	6676	39.5

## PUNT RETURN YARDAGE


Name	Yrs. Played	No.	Yds.	TDs	Avg.
André Davis	1998-01	55	872	4	15.9
John Ludlow	1979-82	136	837	0	6.2
Frank Loria	1965-67	61	813	4	13.3
<b>DeAngelo Hall</b>	<b>2001</b>	<b>53</b>	<b>786</b>	<b>4</b>	<b>14.8</b>
Billy Myers	1984-87	90	750	0	8.3

## KICKOFF RETURN YARDAGE

Name	Yrs. Played	No.	Yds.	TDs	Avg.
Jon Jeffries	1987-91	67	1447	1	21.6
Bob Thomas	1981-84	51	1088	0	21.3
Marcus Mickel	1988-91	47	963	1	20.5
Eddie Hunter	1983-86	38	889	1	23.4
Dickie Longerbeam	1965-68	34	842	1	24.8
Billy Hardee	1973-75	37	833	1	22.5
Tommy Francisco	1964-66	34	789	1	23.2
Rich Matijevich	1969-71	36	780	1	21.7
<b>Richard Johnson</b>	<b>2001-</b>	<b>35</b>	<b>752</b>	<b>0</b>	<b>21.5</b>
Sonny Utz	1962-64	33	741	0	22.5

## PASSING


Name	Yrs. Played	Comp-Att.	TDs	Tot. Yds.
Don Strock	1970-72	440-829	29	6009
Will Furrer	1988-91	494-920	43	5915
Maurice DeShazo	1991-94	397-745	47	5720
Jim Druckenmiller	1993-96	313-582	34	4383
Steve Casey	1978-81	342-647	29	4299
<b>Bryan Randall</b>	<b>2001-</b>	<b>296-493</b>	<b>23</b>	<b>3846</b>
Mark Cox	1981-85	281-518	22	3526
Michael Vick	1999-00	177-313	20	3074
Erik Chapman	1985-87	234-458	20	2996
Todd Greenwood	1982-85	234-443	16	2721



Antonio Freeman

## PASS RECEIVING

Pos.	Name	Yrs. Played	Cgt.	TDs	Yds.
se	Antonio Freeman	1991-94	121	22	2207
<b>se</b>	<b>Ernest Wilford</b>	<b>2000-</b>	<b>118</b>	<b>11</b>	<b>1942</b>
wr	Ricky Scales	1972-74	113	18	2272
flk	André Davis	1998-01	103	18	1986
se	Mike Giacalone	1979-82	103	10	1384
se	Myron Richardson	1986-89	100	9	1541
se	Donald Snell	1983-86	92	7	1409
te	Mike Burnop	1970-72	90	5	1141
wb	Sidney Snell	1978-80	86	15	1274
te	Steve Johnson	1984-87	84	8	1058



André Davis

# LONGEST YARDS SINCE 1954

## RUNNING PLAYS

Yds.	Player	Opponent	Date
96	qb Bob Schweickert	Wake Forest	11/10/62
89	rb Roscoe Coles	Auburn	10/4/75
88	fb Ken Edwards	Florida State	11/2/68
87	tb Kevin Jones	Temple	11/10/01
82	hb Phil Rogers	VMI	11/15/75
82	qb Michael Vick	Boston College	9/30/00
81	qb Al Clark	Rutgers	8/30/97
<b>80</b>	<b>tb Kevin Jones</b>	<b>Pittsburgh</b>	<b>11/8/03</b>
77	qb Warren Price	William and Mary	9/16/61
77n	tb Tommy Francisco	Wake Forest	9/18/65
77	qb David Lamie	William and Mary	10/8/77
76	fb George Constantinides	Richmond	10/21/67
76	fb Jarrett Ferguson	Syracuse	11/14/98
75	qb Michael Vick	Temple	11/20/99
75	qb Bryan Randall	Syracuse	10/11/03

## PASS PLAYS

Yds.	Players (Opponent)	Date
91	qb Steve Casey to wb Sidney Snell (VMI)	11/17/79
88	qb Erik Chapman to se Donald Wayne Snell (UR)	11/8/86
<b>87</b>	<b>qb Bryan Randall to se Ernest Wilford (Syracuse)</b>	<b>11/9/02</b>
<b>87n</b>	<b>qb Bryan Randall to te Keith Willis (Syracuse)</b>	<b>11/9/02</b>
85n	qb Jim Druckenmiller to fl Bryan Still (Pittsburgh)	9/30/95
83	qb Treg Koel to se Antonio Freeman (West Va.)	9/26/92
80	hb Phil Rogers to wr Ricky Scales (Virginia)	10/20/73
80	qb Jim Druckenmiller to fl Bryan Still (Boston College)	9/7/95
80	qb Al Clark to fl Marcus Gildersleeve (Rutgers)	8/30/97
78	qb Don Strock to se Jimmy Quinn (Ohio Univ.)	10/23/71
78	qb Will Furrer to tb Vaughn Hebron (West Va.)	10/6/90
<b>75</b>	<b>qb Bryan Randall to se Ernest Wilford (Syracuse)</b>	<b>11/9/02</b>
74	qb Rick Popp to wr Billy Hardee (S. Carolina)	10/6/73
74	qb David Lamie to wb Dennis Scott (VMI)	11/18/78
74	qb Michael Vick to fl André Davis (Rutgers)	10/9/99

*Keion Carpenter returns a punt 100 yards for a touchdown to clinch Tech's 21-7 victory at Miami in 1996.*

## OPPONENTS LONGEST PLAYS

**Longest run from scrimmage:** 97 yards, rb Larry Key of Florida State, Nov. 20, 1976, at Tallahassee.

**Longest pass completion:** 97 yards, qb Tim Hasselbeck to wr Dedrick Dewalt of Boston College, Nov. 26, 1999, at Blacksburg.

**Longest kickoff return:** 100 yards, Leon Bright of Florida State, Nov. 16, 1974, at Tallahassee and Jim Stewart of Tulsa, Nov. 6, 1976, at Blacksburg.

**Longest punt return:** 89 yards, Tommy Warner of Tulane, Sept. 20, 1957, at New Orleans.

**Longest interception return:** 99 yards, Marcus Mauney of West Virginia, Nov. 23, 1974, at Blacksburg.

**Longest field goal:** 56 yards, Ken Stadlin of Virginia, Sept. 29, 1984, at Blacksburg.

**Longest punt:** 78 yards, Mark Fazzolari of West Virginia, Nov. 6, 1999, at Morgantown.



## PUNT RETURNS

Yds.	Player	Opponent	Date
95	Frank Loria	Miami (Fla.)	11/4/67
87	André Davis	East Carolina	9/7/00
82	Bob Schweickert	VMI	11/28/63
80	Frank Loria	Geo. Washington	9/24/66
80	Frank Loria	Florida State	10/29/66
80	Antonio Freeman	Pittsburgh	10/22/94
77n	Billy Hardee	Virginia	10/19/74
76	André Davis	West Virginia	10/12/00

## KICKOFF RETURNS

Yds.	Player	Opponent	Date
100	Larry Fallen	Clemson	10/7/78
99	Tommy Walker	VMI	11/28/63
99	Eddie Hunter	South Carolina	10/11/86
96	Terry Strock	Virginia	10/21/61
96	Billy Hardee	South Carolina	10/6/73
95	Dickie Longerbeam	Richmond	9/25/65
93	Tommy Francisco	VMI	11/25/65

## INTERCEPTION RETURNS

Yds.	Player	Opponent	Date
100	s Keion Carpenter	Miami	11/16/96
98	lb Jamel Smith	Rutgers	11/21/98
96	fs Willie Pile	Miami	12/7/02
95	s Kirk Alexander	Cincinnati	10/19/91
94	s Ashley Lee	Vanderbilt	11/12/83
90	lb Randy Cockrell	Navy	10/3/87
88n	hb Johnny Watkins	William & Mary	10/15/60
88	fs Ashley Lee	Vanderbilt	11/12/83
87	lb Clarence Culpepper	William & Mary	9/23/67
85	lb Mike Johnson	Appalachian St.	10/23/82
85	rov Pierson Prioleau	Boston College	10/8/98

## FIELD GOALS

Yds.	Player	Opponent	Date
61	c Wayne Latimer	Florida State	10/11/75
59	c Dave Strock	So. Mississippi	11/4/72
56	s Paul Engle	Virginia	10/15/77
55	c Jack Simcsak	Kentucky	10/11/69
55	c Dave Strock	So. Mississippi	11/4/72
53	s Shayne Graham	Clemson	9/12/98
55	c Wayne Latimer	Virginia	10/20/73
53	c Dave Strock	Oklahoma State	10/14/72
52	s Shayne Graham	Pittsburgh	10/30/99
51	c Wayne Latimer	Houston	10/12/73

## PUNTS

Yds.	Player	Opponent	Date
78	Gene Fisher	at West Virginia	10/28/67
75	Jimmy Kibble	at Pittsburgh	11/22/97
71	Bill Renner	Appalachian State	10/24/81
70	Jack Simcsak	at Richmond	10/4/69

n: non-scoring plays c: conventional-style s: soccer style

# THE LAST TIME ...

- A punt was returned for a touchdown:**
  - VT Oct. 11, 2003 DeAngelo Hall vs. Syracuse, at Blacksburg, 60 yards.
  - Opp. Oct. 10, 2002 Jamal Burke of Boston College, at Chestnut Hill, 83 yards.
- A kickoff was returned for a touchdown:**
  - VT Sept. 27, 2003 Mike Imoh vs. UConn, at Blacksburg, 91 yards.
  - Opp. Nov. 13, 1993 Jeyson Wilson of Syracuse, at Blacksburg, 86 yards.
- A pass interception was returned for a touchdown:**
  - VT Nov. 1, 2003 Eric Green vs. Miami, at Blacksburg, 51 yards.
  - Opp. Oct. 4, 2003 Jarvis Johnson of Rutgers, at Piscataway, 47 yards..
- A punt was blocked:**
  - VT Sept. 27, 2003 Nathaniel Adibi vs. UConn, at Blacksburg.
  - Opp. Dec. 7, 2002 Quadtrine Hill of Miami, at Miami.
- A punt was blocked for a touchdown:**
  - VT Sept. 27, 2003 Nathaniel Adibi blocked a UConn punt and Chris Clifton returned for a TD, at Blacksburg.
  - Opp. Jan. 4, 2000 Tommy Polley of Florida State blocked punt and Jeff Chaney returned for a TD, at New Orleans.
- A safety was recorded:**
  - VT Nov. 20, 2002 West Virginia punter ran out of end zone, at Blacksburg.
  - Opp. Oct. 27, 2001 Tech quarterback tackled in end zone by Syracuse, at Blacksburg.
- A fumble was recovered for a touchdown:**
  - VT Oct. 16, 1999 Tee Butler vs. Syracuse, at Blacksburg.
  - Opp. Sept. 23, 1978 Tim Wood of Auburn, at Blacksburg.
- A fumble or intercepted fumble was returned for a touchdown:**
  - VT Nov. 1, 2003 DeAngelo Hall vs. Miami, at Blacksburg, returned fumble 28 yards.
  - Opp. Oct. 12, 2000 Ben Meighan of West Virginia, at Blacksburg, returned fumble 36 yards.
- Teammates rushed for 100 yards in same game:**
  - VT Oct. 19, 2002 Lee Suggs (197) and Kevin Jones (132) vs. Rutgers, at Blacksburg.
  - Opp. Oct. 1, 1994 Malcolm Thomas (185) and Kirby Dar Dar (108) of Syracuse, at Syracuse.
- A QB surpassed the century mark in rushing and passing in one game:**
  - VT Dec. 7, 2002 Bryan Randall (132 yards rushing, 165 yards passing) vs. Miami, at Miami.
  - Opp. Nov. 15, 2003 Walter Washington (151 yds. rushing; 156 yds. passing) of Temple, at Philadelphia.

# THIS IS VIRGINIA TECH

The top research institution in the commonwealth, Virginia Polytechnic Institute and State University is a comprehensive university of national and international prominence. Virginia's premiere land-grant university, Virginia Tech has grown from a small college of 132 students into the largest institution of higher education in the state during its 131-year history.

Virginia Tech was established in 1872 as an all-male military school dedicated to the original land-grant mission of teaching agriculture and engineering. Today, the co-educational institution, which operates a European studies center based in Switzerland and educational, research and outreach/Extension facilities throughout Virginia, has recognized programs in music, business, architecture and the humanities, as well as its traditional strengths in the sciences, engineering and technology.

Virginia Tech is organized into eight colleges – Agriculture and Life Sciences, Architecture and Urban Studies, Science, Pamplin College of Business, Engineering, Liberal Arts and Human Sciences, Natural Resources, and Virginia-Maryland Regional College of Veterinary Medicine. Together, the colleges offer about 175 bachelor's, master's and doctoral degree programs to approximately 28,000 students, who hail from countries throughout the world.

Virginia Tech follows the dictates of its motto, *Ut Prosim* ("That I May Serve"), focusing on its land-grant missions of instruction, research, and solving the problems of society through outreach and Extension activities. Through the generation of new knowledge and the outreach mandate, the university disseminates practical knowledge through the classroom and to society as a whole. It is a university that puts knowledge to work.



Visit Virginia Tech on the Internet at [www.vt.edu](http://www.vt.edu)

## DR. CHARLES W. STEGER



Few people within the university community are unaware of Virginia Tech's national leadership aspirations. Setting his sights on joining the nation's truly elite universities, President Charles W. Steger laid down the challenge to become ranked among the top 30 research universities by decade's end and energized the university community in the process. "If you're not moving quickly forward, you might as well be standing still," he said when announcing the goal shortly

### University President

after becoming president on Jan. 7, 2000.

The signature initiative of his administration likely will be the Virginia Bioinformatics Institute, an interdisciplinary research center formed by the convergence of computer science and biological research. Populated by world-class researchers, the VBI already has built a contract base of more than \$20 million. Harnessing and manipulating huge arrays of data, the VBI studies molecular, cellular, and environmental interactions that affect human health, agricultural systems and the environment.

Although state funding for operations continues to slide, the university currently oversees a building boom with

\$268 million in construction underway. Among facilities under construction are Chemistry/Physics, Agriculture and Natural Resources, Bioinformatics, Hotel/Alumni/Conference Center, Student Services, Career Services, a dairy facility, and several classroom modifications. Steger had chaired the executive committee of the successful 2002 statewide bond campaign, which partially funds some of the building projects.

A registered architect and former dean of Tech's College of Architecture and Urban Studies, Steger was an architect of a different sort as the leader of the university's successful fund raising campaign. Under his

leadership as vice president for development and university relations, the Campaign for Virginia Tech raised \$337 million. Last year, the university raised a record \$70 million.

Steger's ties to Virginia Tech span four decades as a student, professor, dean, vice president, and now president. While on the faculty, he twice won teaching excellence awards. When he became dean of the college in 1981, he was the youngest architecture dean in the nation at 33 years of age.

Steger received his Bachelor and Master of Architecture and a Ph.D., in Environmental Science and Engineering from Virginia Tech.



# JIM WEAVER



## Director of Athletics

James C. Weaver, whose innovative ideas and work as a reformer have made him one of college athletics' most popular administrators, is the director of athletics at Virginia Tech.

Weaver, 58, was appointed on September 24, 1997 and has been a tireless leader in behalf of Tech athletics. In his years on the job at Tech, Weaver has taken steps to place increased emphasis on projects benefiting student-athletes.

Weaver is also committed

to the continuing improvement of Tech's facilities.

To meet a growing demand for Virginia Tech football, Weaver spearheaded the construction of the south end zone project to expand seating capacity to 65,115 for the 2002 season. A north end zone addition was completed prior to the 2001 season. Future renovations are planned for the west side of Lane Stadium as well.

One thousand permanent seats were in use for the first time this season at Virginia Tech's regulation-size lighted field for men's and women's varsity soccer and women's lacrosse.

This year, Weaver represented the BIG EAST at the NCAA's Sportsmanship

Summit and he is the BIG EAST AD representative on the Bowl Championship Series committee.

Weaver came to Tech from Western Michigan University where he was director of athletics from January, 1996 until he came to Blacksburg. Prior to that, he was AD for three and a half years at UNLV, where he reconstructed a troubled athletic department.

A native of Harrisburg, Pa., Weaver was a center and linebacker on Penn State teams coached by the legendary Rip Engle and Joe Paterno.

Weaver graduated from Penn State in 1967 with a bachelor's in psychology and rehabilitation education. He received a master's in college counselor education, also from

Penn State, in 1968.

Weaver started a coaching career as an assistant at Penn State for six seasons. He later was the offensive coordinator at Iowa State and head coach for one season at Villanova in 1974. He also spent five years as an assistant professor at Clarion State and three years as director of franchise sales at Athletic Attic.

Prior to landing the athletic director's job at UNLV, Weaver spent nine years at the University of Florida, which was sanctioned by the NCAA in 1983. He was a strong force at Florida in the field of compliance and concluded his time there as associate athletic director.

Weaver and his wife Traci have four sons — Josh, Paul, Cole and Craig.

## SENIOR STAFF



**Sharon McCloskey**  
Senior Associate  
Director of Athletics



**David Chambers**  
Senior Associate AD  
for External Affairs



**Tom Gabbard**  
Associate AD for Internal Affairs



**Jon Jaudon**  
Associate AD for Administration



**John Ballein**  
Associate AD for  
Football Operations



**Randy Butt**  
Associate AD  
for Financial Affairs



**Tim East**  
Assistant AD for  
Marketing & Promotions



**Mike Gentry, Ed.D.**  
Assistant AD  
for Athletic Performance



**Pam Linkous**  
Human Resources  
Manager



**Tim Parker**  
Assistant AD  
for Compliance



**Carmela Smith**  
Administrative  
Staff Assistant



**Sandy Smith**  
Assistant AD for  
Ticketing Services



**Cara Walters**  
Director of  
Game Operations

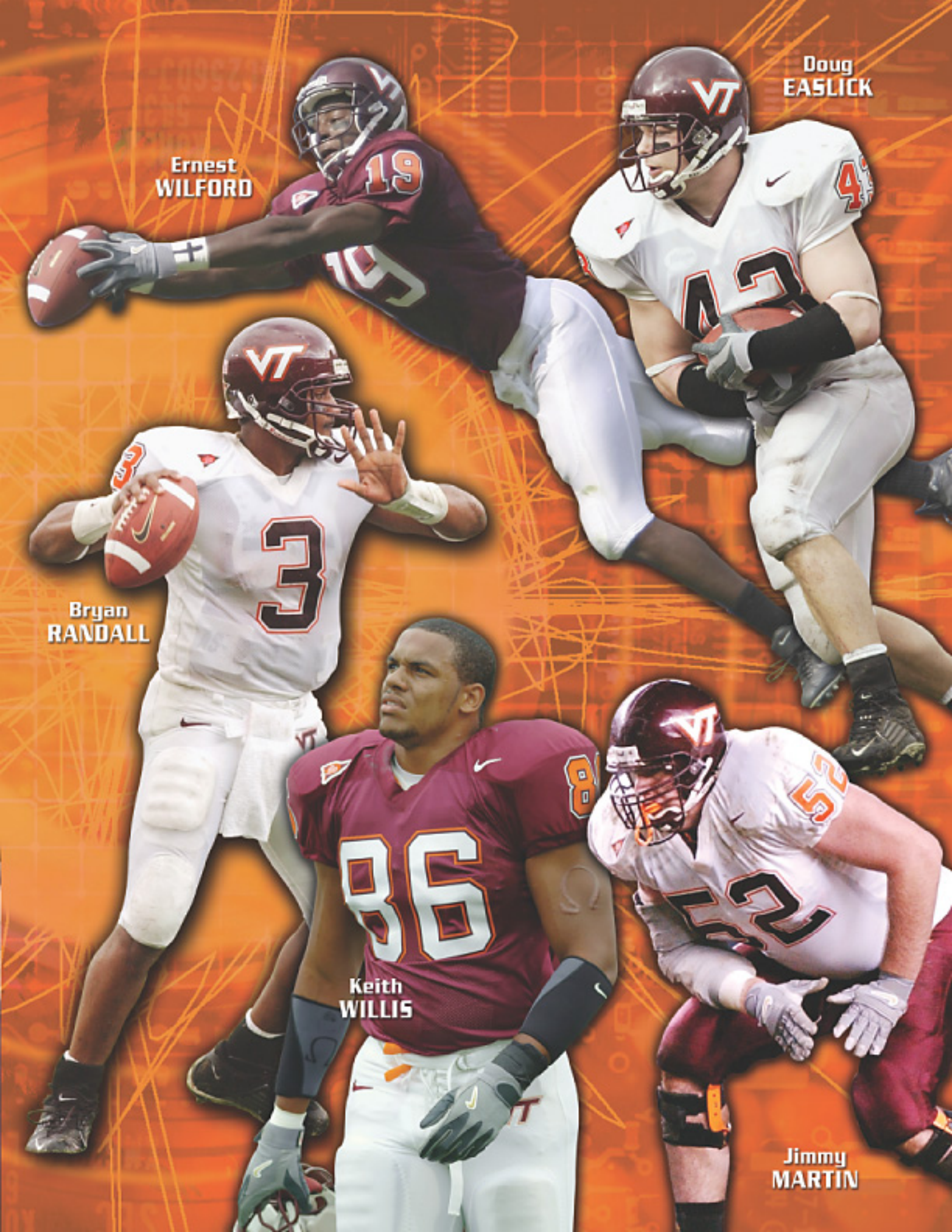
Doug  
EASLICK

Ernest  
WILFORD

Bryan  
RANDALL


Keith  
WILLIS

Jimmy  
MARTIN





# 2003 SENIORS



**83** Nathaniel Adibi  
DE • Hampton, Va.



**37** Steve Canter  
FB • Virginia Beach, Va.



**99** Cols Colas  
DE • Plantation, Fla.



**21** Michael Crawford  
ROV • Baltimore, Md.



**43** Doug Easlick  
FB • Marlton, N.J.



**60** Jacob Gibson  
OG • Rocky Mount, Va.



**64** Jake Grove  
C • Forest, Va.



**89** Robert Peaslee  
H/P • Pulaski, Va.



**6** Vegas Robinson  
LB • Chesapeake, Va.



**81** Chris Shreve  
FL • Mouth of Wilson, Va.



**49** Carter Warley  
PK • Richmond, Va.



**17** Garnell Wilds  
CB • Tampa, Fla.



**19** Ernest Wilford  
SE • Richmond, Va.



**86** Keith Willis  
TE • Norfolk, Va.