




2001 SEASON REVIEW

In his first season as a starter, quarterback Grant Noel threw 16 touchdown passes, the most ever for a first-year starter at Virginia Tech.

Chart-Topping Hokies

Noting the Hokies in 2001

• Tailback Kevin Jones came to Blacksburg last year as one of the top incoming freshmen in America. He didn't disappoint. In his first season as a Hokie, Jones led the team in rushing with a school freshman-record 957 yards. His rushing total was also a BIG EAST Conference record for a true freshman. Jones finished fifth among all Division I-A freshmen in rushing for the 2001 season and was third among true freshmen. Jones started and rushed for over 100 yards in each of Tech's last three regular-season games. His 181 yards rushing and 37 carries against Virginia were both Tech freshman records. He also registered the longest run from scrimmage on record by a Tech freshman when he burst 87 yards for a TD at Temple. Jones was named the BIG EAST Rookie of the Year and was a second-team Freshman All-America pick by *The Sporting News*.



Kevin Jones

• Grant Noel became the first Tech quarterback in more than 40 years to throw TD passes in each of his first three starts. Noel finished the season with 16 touchdown tosses, the most ever for a first-year starter at Tech. He tied a Tech record for touchdown pass in a game with four at Rutgers and set a school mark for passing yards in a bowl game with 269 versus Florida State in the 2002 Gator Bowl.

2001 Start Chart

Pos.	Offense (starts)	Pos.	Defense (starts)
SE	Shawn Witten (7)	E	Lamar Cobb (8)
	Emmett Johnson (4)		Cols Colas (4)
	Ernest Wilford (1)	T	Chad Beasley (12)
LT	Anthony Davis (12)	T	David Pugh (11)
LG	Luke Owens (7)		Dan Wilkinson (1)
	Jacob Gibson (5)	E	Nathaniel Adibi (9)
C	Steve DeMasi (12)		Jim Davis (3)
RG	Jake Grove (11)	OLB	Deon Provitt (4)
	Luke Owens (1)		T.J. Jackson (4)
RT	Matt Wincek (12)		Mike Daniels (4)
TE	Bob Slowikowski (12)	ILB	Jake Houseright (7)
QB	Grant Noel (12)		Brian Welch (5)
FB	Jarrett Ferguson (12)	ILB	Ben Taylor (12)
TB	Keith Burnell (7)	BC	Ronyell Whitaker (11)
	Kevin Jones (4)		DeAngelo Hall (1)
	Lee Suggs (1)	FS	Willie Pile (12)
FL	André Davis (12)	ROV	Kevin McCadam (12)
		FC	Larry Austin (10)
			Eric Green (1)
			Garnell Wilds (1)

• Virginia Tech posted four shutouts during the 2001 season, the most for a Tech football team since the 1983 season when the Hokies also blanked four opponents. Tech led all Division I-A teams in shutouts for 2001. The four shutouts set a new BIG EAST Conference single-season record. Three of the four shutouts were against BIG EAST teams, tying the league single-season mark for shutouts in conference play.

Tech in the NCAA Rankings

(Top 30 Only) *

Team Statistics

Rushing Defense	YPG
2. Virginia Tech	71.64
Total Defense	YPG
2. Virginia Tech	237.91
Scoring Defense	PPG
2. Virginia Tech	13.36
Pass Efficiency Defense	RATING
3. Virginia Tech	85.62
Turnovers Gained	TO
T-6. Virginia Tech	34
Interceptions	INT
T-7. Virginia Tech	19
Pass Defense	YPG
8. Virginia Tech	166.27
Punt Returns	YPR
T-10. Virginia Tech	13.33
Fumbles Recovered	FR
T-10. Virginia Tech	15
Turnover Margin	Margin
13. Virginia Tech	0.91
Rushing Offense	YPG
26. Virginia Tech	194.73
Scoring Offense	PPG
25. Virginia Tech	32.64
Individual Statistics	
Punt Returns	YPR
17. André Davis	12.49

* - as of Dec. 2, 2001

2001 Season in Review

FOUR SHUTOUTS HIGHLIGHT 8-4 CAMPAIGN

If you would have asked any writer, television analyst or even the most die-hard Hokie fan last February if they thought the Hokies would win eight games without Michael Vick and Lee Suggs, most would have said “probably not.”

But the Hokies, with their two big stars from an 11-1 season in 2000 missing, managed to achieve that mark, play in their second consecutive Toyota Gator Bowl and ninth-straight bowl, overall.

Many thought that with the Hokies' favorable 2001 schedule, tough running game and suffocating defense, they might be able to overcome losing Vick, the No. 1 overall pick in the 2001 NFL Draft.

Senior linebackers Ben Taylor (40) and Jake Houseright (41) helped Virginia Tech finish second nationally in rushing defense, total defense and scoring defense during the 2001 season.

No one considered the possibilities of Tech having such a successful season without Suggs — the top scorer in Division I-A football from 2000 and a Heisman Trophy candidate.

But that was a reality thanks to a great team effort, one of the nation's top defenses and several big wins.

The season started on Sept. 1 with a home date against Connecticut. A beautiful summer afternoon at Lane Stadium turned sour in the third quarter when Suggs went around the left side for a

nice gain. At the end of the run, his left knee buckled and Suggs collapsed. His ACL and medial meniscus were torn. His season was over, and

Continued ...



Season Review *Continued*

many predicted, so were the Hokies.

The game, as did the season, continued. The Hokies rolled over the Huskies, 52-10 as first-time starter at quarterback Grant Noel threw for three scores.

But many questions were left to be answered. Could Noel run the show without a dominating back behind him? Could the new tandem of Keith Burnell and Kevin Jones fill in for Suggs? Could the defense shoulder the load of a now vulnerable offense?

Those questions were answered the following week when the Tech defense dominated a dangerous Western Michigan offense in a 31-0 victory at home. Burnell, the new starting tailback, ran

for 74 yards and a score, while Jones ran for 75 yards.


The defense continued to dominate the next week at Rutgers, posting another shutout. In the 50-0 win, Noel tied a school record with four TD passes, including three in the first quarter, and the defense forced six turnovers in the convincing victory.

After a week off, Tech overcame a slow start to down UCF, 46-14. The Golden Knights scored late in the first stanza to take a 7-0 lead. It marked the first time all season the Hokies had trailed in a game. But Tech came right back to take a 19-14 lead before scoring 27 unanswered points to end the game and move to 4-0.

Game No. 5 was



Defensive end Jim Davis returned an interception 27 yards for a touchdown at West Virginia.



Carrying the American Flag onto the field before games became a tradition for senior linebacker Brian Welch and the Hokies.

supposed to be Tech's first real test of the year. West Virginia is an intimidating place to play. Noel, from West Virginia, was supposed to be rattled playing there, and the Mountaineers had a tough running back in Avon Cobourne.

The game never lived up to the hype as Tech rolled to a 35-0 victory at Mountaineer Field. It marked the third shutout of the year in five games for the Hokie defense, which limited Cobourne to just 31 yards rushing. Burnell posted his first career 100-yard rushing game and scored two touchdowns, and the Hokies' offense piled up 412 yards of total offense.

Win No. 6 came against a pesky Boston College team that had provided trouble for the Hokies in the past. The Eagles came in hot, with a 4-2 record and one of the top

running backs in the nation in William Green.

Tech jumped out to a quick 34-0 lead and never looked back in winning 34-20. Kevin McCadam returned a fumble for a score and André Davis recorded 209 all-purpose yards, including 112 yards and two touchdowns receiving.

The defense shut down Green, limiting him to just 74 yards on 21 carries, marking the first time in seven games Green failed to reach the 100-yard plateau.

The next two games were ones Hokie faithful would like to forget. Game No. 7 proved to be a tough battle between a surging Syracuse team and a confident Hokie bunch.

The Orangemen jumped on top early and held off a late charge to end the Hokies' 17-game home winning streak with a 22-14 victory.

The hangover from the Syracuse game carried over to the next week, as the Hokies were handed one of their worst losses in recent history by Pittsburgh.

The Panthers came out fired up and put the game out of reach by halftime. In the end, Tech was handed a 38-7 loss and was sent back to Blacksburg wondering where the swagger of that 6-0 bunch just two games ago had gone.

The remedy for the Hokies' blues came in the form of Temple at Veterans Stadium. After struggling early, Tech got on track en route to a 35-0 victory. The shutout was Tech's fourth of the season, the most since 1983.

Freshman Kevin Jones made his first career start in front of his hometown fans and didn't disappoint. He had scoring runs of 11 and 87 yards on the way to a 155-yard rushing performance.

Back on the winning track, Tech took to the road for the third consecutive time for Game No. 10. This contest pitted the Hokies against arch-rival Virginia in a battle for the Commonwealth Cup.

Jones once again got the start and once again showed why he was so highly rated coming out of high school. The true freshman carried the ball 37 times for 181 yards and a score while the combination of Noel and Davis connected twice for scores in the first half.

A 31-0 lead was all the defense would need for the Hokies' third straight win over the Cavaliers. In the end, the Cavs were held to eight yards rushing and the Hokies recorded six sacks in the 31-17 win.

After a rare Thanksgiving weekend off, the Hokies prepared for what many thought would be the game of the year. And although it didn't pit two 10-0 teams, the Hokies had a chance to spoil Miami's bid to play for the national championship in the Rose Bowl.

Tech jumped out to a 3-0 lead, but found itself down 10-



Freshman Kevin Jones got his first start against Temple and rushed for 155 yards.

3 at the intermission.

Behind 160 yards from Jones and two touchdown runs from fullback Jarrett Ferguson, Tech battled back in the second half.

The Hokies had a chance to pull off the upset of the season when Eric Green blocked a punt and Brandon Manning returned it for a score, but the two-point conversion failed and Miami eventually escaped with a 26-24 victory and its national title hopes still alive.

On the basis of a strong regular season, as well as a strong fan base, the Hokies were invited to their second straight appearance in the Toyota Gator Bowl. Despite a solid effort, the Hokies couldn't overcome some big plays by Florida State, falling 30-17.

The loss ended the Hokies' season at 8-4, but Tech still managed to finish ranked 18th in both major polls.

With a solid nucleus back on offense and some young players ready to step in on defense, the Hokies will be anxious to get back on the practice field in preparation for the 2002 season.

GATOR BOWL: Florida State 30, Virginia Tech 17

Virginia Tech	3	0	14	0	-	17
Florida State	0	10	3	17	-	30

- Jan. 1, 2002
- Jacksonville, Fla.
- Alltel Stadium
- Att. 72,202



VT (10:56 re 1st) – Warley 36 FG
 FSU (6:32 re 2nd) – Rix 1 run (Beitia kick)
 FSU (1:26 re 2nd) – Beitia 50 FG
 VT (10:02 re 3rd) – Jones 5 run (Warley kick)
 FSU (1:42 re 3rd) – Beitia 47 FG
 VT (0:40 re 3rd) – Davis 55 pass from Noel (Warley kick)
 FSU (14:48 re 4th) – Walker 77 pass from Rix (Beitia kick)
 FSU (10:13 re 4th) – Beitia 35 FG
 FSU (2:14 re 4th) – Walker 23 pass from Rix (Beitia kick)

Individual Leaders

Rushing – VT, K. Jones 23-55, J. Ferguson 3-13, Burnell 2-1, Noel 12-(-26); FSU, G. Jones 23-120, Maddox 3-6, Gardner 1-(-3), Rix 12-(-19).

Passing – VT, Noel 15-27-0-269, Randall 0-1-1-0, R. Johnson 0-1-0-0; FSU, Rix 12-25-1-326.

Receiving – VT, A. Davis 5-158, J. Ferguson 5-32, Slowikowski 2-36, E. Johnson 2-21, Parham 1-22; FSU, J. Walker 4-195, Bell 3-43, C. Thorpe 2-48, T. Gardner 2-21, N. Maddox 1-29.

Team Stats	VT	FSU
First downs	16	19
Rushes-yds.	40-43	39-104
Passing yds.	269	326
Return yds.	23	19
Passes	15-29-1	12-25-1
Punts-avg.	7-29.9	4-40.5
Fumbles-lost	2-1	1-1
Penalties-yds.	4-30	4-25
KO ret.-yds.	6-127	4-52
Interceptions-yds.	1-9	1-6
Time of poss.	31:09	28:51
3rd downs	3 of 14	4 of 12
4th downs	0 of 2	1 of 1
Sacks by	4-34	5-33

2001 Game-by-Game

GAME 1: TECH 52 • UCONN 10

Connecticut

BLACKSBURG, Va. — Quarterback Grant Noel passed for three touchdowns to lead Virginia Tech to a 52-10 season-opening win against the University of Connecticut before a sellout crowd at Lane Stadium/Worsham Field.

Noel, making his first collegiate start, completed 16 of 20 passes including first-half touchdown tosses of 47, 19 and 8 yards. The redshirt junior's 19-yard scoring pass to André Davis gave Tech a 28-10 lead at the half.

UConn trailed just 14-10 after the first quarter, but the Tech defense shut the Huskies out the rest of the way. The Hokies held Connecticut to just four first downs and 88 total yards during the final three quarters of play.

Tech Opens With Victory Over UConn

• Virginia Tech piled up 606 yards of total offense in its 52-10 victory over Connecticut. The total was the fifth-best in school history and fourth-best during Frank Beamer's 15 seasons as head coach. The last time the Hokies had more total offense in a game was during a 1995 victory over Akron. Tech collected 638 yards of offense in that contest.

• Tech's 323 yards passing were the most by a Tech team since 1993 when the Hokies threw for 339 yards during a home win against Temple.

• Eleven different Tech players caught at least one pass in the game against UConn. The last time Tech had at least 11 different players catch a pass in game was during a 33-20 loss to No. 1 Florida State at Orlando in 1991. Tech also had 11 players contribute catches in that game.

• Tech got two touchdowns from three different players during the UConn game. Flanker **André Davis** (Niskayuna, N.Y.) caught a pair of touchdown passes, while tailbacks **Lee Suggs** (Roanoke, Va.) and **Keith Burnell** (Chesapeake, Va.) both had a pair of TD runs. It marked just the third time in Frank Beamer's 15 seasons at Tech that three different players scored two touchdowns in the same game. The last time was during a 1999 win at Temple, when Davis, quarterback Michael Vick and tailback André Kendrick each posted two TDs. The Hokies also got two touchdowns apiece from tight end Bryan Jennings, fullback Brian Edmonds and tailback Shyrone Stith during a 1996 game at Boston College.

• Four true freshmen saw action against UConn: QB **Bryan Randall** (Williamsburg, Va.), CB **DeAngelo Hall** (Chesapeake, Va.), TB **Kevin Jones** (Chester, Pa.) and OG **James Miller** (Pompano Beach, Fla.).

Sept. 1, 2001 • Lane Stadium/Worsham Field
Attendance 53,662

UConn	10	0	0	0	—	10
Virginia Tech	14	21	7	10	—	52

VT (13:08 re 1st) — Davis 47 pass from Noel (Warley kick)
UC (9:09 re 1st) — FG Hickok 42
VT (6:16 re 1st) — Ferguson 8 pass from Noel (Warley kick)
UC (2:46 re 1st) — Henry 15 run (Hickok kick)
VT (14:22 re 2nd) — Suggs 1 run (Warley kick)
VT (12:24 re 2nd) — Suggs 49 run (Warley kick)
VT (3:57 re 2nd) — Davis 19 pass from Noel (Warley kick)
VT (6:49 re 3rd) — Burnell 3 run (Warley kick)
VT (14:08 re 4th) — Burnell 2 run (Warley kick)
VT (2:20 re 4th) — FG Warley 39

Team Stats	UC	VT
First downs	10	29
Rushes-yds.	27-74	46-283
Passing yds.	110	323
Return yds.	11	28
Passes	10-29-1	21-30-0
Punts-avg.	7-43	2-42
Fumbles-lost	0-0	2-0
Penalties-yds.	5-35	7-66
Time of poss.	26:58	33:02
Sacks by	1-7	0-0

Individual Leaders

Rushing — UC, Henry 6-35, Bellamy 8-22, Poole 6-14, Small 4-6, McClowry 1-1, Spence 1-(-1), Team 1-(-3); VT, Suggs 12-99, Burnell 9-71, Jones 11-63, Randall 6-30, E. Johnson 1-11, Noel 3-6, Ferguson 2-6, Ward 1-4, Davis 1-(-7).

Passing — UC, Henry 10-29-1-100; VT, Noel 16-20-0-267; Randall 5-10-0-56.

Receiving — UC, Hill 2-58, Spence 2-16, Timko 2-13, Cutaia 2-11, Ridley 1-9, Drayton 1-3; VT, Davis 4-94, Whitten 3-43, Ferguson 3-33, R. Johnson 2-29, Parham 2-25, E. Johnson 2-19, Willis 1-31, Slowikowski 1-20, Shreve 1-13, Moody 1-10, Wayne Briggs 1-6.

Quarterback Grant Noel passed for three TDs in his first collegiate start against Connecticut.



Western Michigan

BLACKSBURG, Va. — Virginia Tech's defense held Western Michigan to 166 yards of offense to win its first-ever football meeting with the Broncos. The game also marked the Hokies' first football game against a team from the state of Michigan.

Tech capitalized on a blocked punt by Wayne Ward and a pass interception by rover Kevin McCadam to build a 10-0 lead. The Hokies got the football at the WMU 16 after Ward's block and took just two plays to score a touchdown. McCadam's pick put Tech at the Broncos' 22 and led to a Carter Warley field goal.

Defensively, the Hokies held Western Michigan out of Tech territory until the third quarter. Overall, WMU ran just 10 offensive plays on Tech's side of the 50. The Broncos got 113 of their 166 yards during the first half and managed just seven first downs during the entire game.

Defense Shines in Victory Over WMU

• Tech's 31-0 win over Western Michigan marked the Hokies' 14th-straight football victory at Lane Stadium/Worsham Field. That set a new record for consecutive wins at Lane Stadium, surpassing the old mark of 13 set during the 1979-81 seasons. The school record for consecutive victories in Blacksburg is 23, beginning during the 1914 season and ending in 1920. Tech played its games on Miles Field at that time.

• Western Michigan was just 1-for-13 on third-down conversions against the Hokies. WMU's lone successful attempt came on its first third-down play of the game.

• WMU's 103 penalty yards were the most for a Tech opponent since Clemson had 116 yards in penalties during a 1998 game against Tech. The Broncos' 13 penalties were the most by a Tech foe since Miami had 13 in 1998.

• For the second straight game, 11 different Tech players caught at least one pass. Tech had not had 10 or more players catch passes in back-to-back games during Frank Beamer's tenure as coach. Prior to the Western Michigan and UConn games, the last time Tech had at least 11 different players catch a pass in a game was during a 33-20 loss to No. 1 Florida State at Orlando in 1991. Eleven Tech players caught passes in that game.

• The WMU game marked just the ninth time since 1950 that the Hokies held an opponent to just one rushing first down.

Quarterback Grant Noel ran for one touchdown and passed for another. He also directed a 10-play, 98-yard touchdown drive during the third quarter.

Sept. 8, 2001 • Lane Stadium/Worsham Field
Attendance 53,662

WMU	0	0	0	0	—	0
Virginia Tech	7	10	14	0	—	31



This blocked punt by Wayne Ward resulted in a Tech touchdown.

VT (2:34 re 1st) — Burnell 11 run (Warley kick)
VT (12:21 re 2nd) — FG Warley 20
VT (6:35 re 2nd) — Noel 1 run (Warley kick)
VT (5:31 re 3rd) — Ferguson 24 run (Warley kick)
VT (2:45 re 3rd) — Easlick 22 pass from Noel (Warley kick)

Team Stats	WMU	VT
First downs	7	27
Rushes-yds.	23-34	58-271
Passing yds.	132	156
Return yds.	6	71
Passes	15-31-1	14-26-0
Punts-avg.	10-36	3-41
Fumbles-lost	1-0	4-2
Penalties-yds.	13-103	4-25
Time of poss.	24:32	35:28
Sacks by	1-7	2-7

Individual Leaders

Rushing — WMU, Reed 16-45, Welsh 3-2, Clark 1-2, Harris 2-(-5), Team 1-(-10); VT, Jones 10-75, Burnell 21-74, Ward 6-50, Ferguson 3-35, Spence 5-15, Noel 7-11, Randall 5-8; Easlick 1-3.

Passing — WMU, Welsh 12-25-1-100, Harris 3-6-0-32; VT, Noel 13-25-0-144, Randall 1-1-0-12.


Receiving — WMU, Jennings 4-31, Thomas 3-21, Wolverton 2-30, Zuhl 2-23, Afariogun 2-14, Mosely 1-7, Bush 1-6; VT, Davis 4-29, Slowikowski 1-27, Ferguson 1-25, Easlick 1-22, Burnell 1-18, Moody 1-12, Ward 1-10, E. Johnson 1-6, Wilford 1-3, Jones 1-3, Whitten 1-1.

Rutgers

PISCATAWAY, N.J. — Virginia Tech got 28 first quarter points from its offense and a second-straight shutout from its defense to open BIG EAST Conference play with a 50-0 victory at Rutgers.

Quarterback Grant Noel passed for four touchdowns, including three in the opening 15 minutes, to give Tech its ninth-straight win over the Scarlet Knights. The Tech offensive unit also piled up over 200 yards on the ground for the 23rd time in its last 25 games.

The Hokies capitalized on six Rutgers turnovers, beginning with an interception by linebacker Brian Welch on Rutgers' second offensive play of the game. Welch returned his interception to the Scarlet Knight 1-yard line to set up a quick Tech touchdown. Defensive tackle Channing Reed finished the scoring with an 8-yard fumble return for a touchdown late in the fourth quarter. The Hokies held Rutgers to just 102 total yards of offense.



It didn't take long for the Hokies to capitalize on this Brian Welch interception.

Sept. 22, 2001 • Rutgers Stadium
Attendance 27,514

Virginia Tech	28	0	6	16	—	50
Rutgers	0	0	0	0	—	0

VT (13:40 re 1st) — Burnell 1 run (Warley kick)
 VT (7:13 re 1st) — Ferguson 5 pass from Noel (Warley kick)
 VT (4:04 re 1st) — E. Johnson 16 pass from Noel (Warley kick)
 VT (0:08 re 1st) — Parham 6 pass from Noel (Warley kick)
 VT (8:12 re 3rd) — FG Warley 38
 VT (4:02 re 3rd) — FG Warley 37
 VT (14:04 re 4th) — Willis 7 pass from Noel (Warley kick)
 VT (7:51 re 4th) — Safety, blocked punt recovered in ez by kicking team
 VT (2:19 re 4th) — Reed 8 fumble return (Warley kick)

Team Stats	VT	RU
First downs	23	11
Rushes-yds.	46-223	38-32
Passing yds.	175	70
Return yds.	107	0
Passes	19-27-0	12-24-4
Punts-avg.	4-33	8-36
Fumbles-lost	3-1	4-2
Penalties-yds.	8-108	11-78
Time of poss.	34:42	25:18
Sacks by	4-37	0-0

Individual Leaders

Rushing — VT, Jones 18-76, Burnell 12-74, Randall 3-39, Ward 6-23, Noel 5-9, Easlick 1-1, Briggs 1-1; RU, Ohene 19-43, Jones 6-23, Moses 1-13, Cook 4-6, team 1-(-5), Trump 1-(-15), Cubit 6-(-33).

Passing — VT, Noel 17-22-0-164, Randall 2-5-0-11; RU, Cubit 11-23-4-55, Barr 1-1-0-15.

Receiving — VT, Ferguson 3-28, Witten 3-15, Wilford 2-28, Briggs 2-23, Parham 2-10, Slowikowski 1-22, Wynn 1-16, E. Johnson 1-16, Davis 1-13, Willis 1-7, R. Johnson 1-4, Burnell 1-(-7); RU, Smith 4-9, Martin 2-20, Fletcher 2-3, Seabrooks 1-15, Hobbs 1-9, Moses 1-7, Andre 1-7.

Hokies Open BIG EAST Play With Shutout

By shutting out Rutgers, 50-0, Virginia Tech posted back-to-back shutouts for the first time since the 1983 season when Tech blanked Louisville and VMI in consecutive games. After giving up 10 points in the first quarter of its season opener against UConn, Tech put together 11 straight scoreless quarters.

Tech's 28 first quarter points at Rutgers represented the most points by the Hokies in the first quarter of a game since 1992. That year, Tech had 28 points during the first quarter of a 50-49 loss at Rutgers.

Redshirt junior quarterback **Grant Noel** (Ridgeley, W.Va.) tied a school single-game record with four touchdown passes against Rutgers. Don Strock set the mark in 1972 against Ohio University. Maurice DeShazo equalled the mark twice during the 1993 season in games against Maryland and Temple. It was also tied by Michael Vick in 1999 at Rutgers.

Three Tech players — receiver **Terrell Parham** (Bartow, Fla.), tight end **Keith Willis** (Norfolk, Va.) and defensive tackle **Channing Reed** (Trenton, N.J.) — scored their first collegiate touchdowns during the win at Rutgers.

Tech defensive players **Brian Welch** (Fairfax, Va.), **Billy Hardee** (Winter Haven, Fla.) and **Jake Houseright** (Gate City, Va.) posted their first interceptions to help Tech to victory at RU.

Eric Green (Clewiston, Fla.) posted his second career blocked punt during the fourth quarter of the RU game. Green's block was eventually recovered in the end zone by the Scarlet Knights for a safety. It was Tech's first safety since a 1999 game at West Virginia.

Central Florida

BLACKSBURG, Va. — Virginia Tech found itself behind for the first time all season before pulling away for a 46-14 victory over UCF in front of a sellout crowd at Lane Stadium/Worsham Field.

Tech trailed 7-0 after the first quarter and led by just 19-14 early in the third period before posting 27 unanswered points. The Hokies capitalized on three interceptions, two fumble recoveries and a blocked punt for 29 of their 46 points.

The Hokies finished with 232 yards on the ground and 203 yards through the air. Tailbacks Kevin Jones and Keith Burnell led the rushing attack with 90 and 82 yards, respectively. Tech got an extra aerial lift when punter Vinnie Burns completed a 33-yard pass to cornerback Garnell Wilds on a key fake punt early in the third quarter. The play set up a TD by Burnell that gave Tech a 26-14 lead.



Kevin Jones scored his first collegiate touchdown in the UCF game.

Sept. 29, 2001 • Lane Stadium/Worsham Field
Attendance 53,662

UCF	7	0	7	0	—	14
Virginia Tech	0	19	10	17	—	46

UCF (1:04 re 1st) — Gaines 9 pass from Schneider (Beorlegui kick)
 VT (10:05 re 2nd) — Burnell 13 run (Warley kick)
 VT (2:36 re 2nd) — FG Warley 31
 VT (1:11 re 2nd) — Jones 7 run (Warley kick)
 VT (0:05 re 2nd) — safety, UCF punt blocked out of end zone
 UCF (10:40 re 3rd) — Haynes 2 run (Beorlegui kick)
 VT (7:36 re 3rd) — Burnell 2 run (Warley kick)
 VT (3:12 re 3rd) — FG Warley 23
 VT (10:52 re 4th) — FG Warley 28
 VT (9:00 re 4th) — McCadam 69 pass interception return (Warley kick)
 VT (7:06 re 4th) — Davis 55 punt return (Warley kick)

Team Stats	UCF	VT
First downs	16	22
Rushes-yds.	26-24	50-232
Passing yds.	227	203
Return yds.	9	196
Passes	18-36-3	16-29-0
Punts-avg.	8-37	4-34
Fumbles-lost	3-2	3-3
Penalties-yds.	7-65	10-89
Time of poss.	26:03	33:57
Sacks by	0-0	3-18

Individual Leaders

Rushing — UCF, Haynes 15-17, Williams 2-15, Baker 4-10, Miller 1-(-3), Schneider 4-(-15); VT, Jones 11-90, Burnell 21-82, Ferguson 5-30, Randall 1-24, Noel 6-7, Ward 3-5, Team 1-(-1), E. Johnson 1-(-1), Davis 1-(-4).
Passing — UCF, Schneider 16-31-3-212, Miller 2-5-0-15; VT, Noel 15-25-0-170, Randall 0-3-0-0, Burns 1-1-0-33.
Receiving — UCF, Fryzel 5-40, Davis 4-46, Ward 4-35, Gaines 2-14, Gabriel 1-71, Baker 1-12, T. Williams 1-9; VT, Ferguson 5-39, Davis 4-38, Witten 2-9, Wynn 1-39, Wilds 1-33, Jones 1-21, Easlick 1-17, E. Johnson 1-7.

Tech Overcomes Slow Start To Beat UCF

When Tech fell behind to UCF, 7-0, in the first quarter, it marked the first time the Hokies had trailed during the 2001 season. The points broke a string of 11 consecutive scoreless quarters registered by the Tech defense. The last points scored against the Hokies came on a TD by UConn in the first quarter of Tech's season-opening game.

For the second straight game, Tech blocked a punt for a safety and posted a defensive touchdown. The Hokies' **Brandon Manning** (Harrisburg, Pa.) blocked a UCF punt out of the end zone for a safety in the second quarter and rover **Kevin McCadam** (Lakeside, Calif.) returned an interception 69-yards for a TD in the fourth quarter. McCadam's interception return was the longest by a Tech player since 1998 when Jamel Smith had a 98-yard return against Rutgers.

When punter **Vinnie Burns** (New Orleans, La.) completed a 33-yard pass to **Garnell Wilds** (Tampa, Fla.) on a fake punt against UCF, he became the first punter to complete a pass for the Hokies during Frank Beamer's 15 seasons. The last Tech punter to attempt a pass on a fake punt was Chris Baucia at FSU in 1988. Baucia's attempt was incomplete. Tech's last fake punt attempt under Beamer was an option run against Florida State in the 2000 Sugar Bowl.

West Virginia

Defense Stymies WVU In Road Victory

• Prior to their 35-0 win at West Virginia, the Hokies had never scored more than 28 points in Morgantown. It was WVU's worst shutout loss at home in 41 years, dating back to a 45-0 loss to Syracuse in 1960.

• The shutout was Tech's second of the season against a BIG EAST team. That marked the first time the Hokies have posted two BIG EAST shutouts in a season and tied the league mark set by Miami in 1992. Earlier in the season, Tech blanked Rutgers, 50-0, on the road. The last time the Hokies had two shutouts on the road in a season was in 1998 when they had shutouts at Clemson, BC and UAB.

• Quarterback **Grant Noel** (Ridgeley, W.Va.) suffered the first interceptions of his career during the WVU game. Noel had thrown 108 consecutive passes without an interception before having one picked off near the end of the first quarter. He fell just short of Michael Vick's school record of 111 passes without an interception set in 1999.

• Defensive end **Jim Davis** (Richmond, Va.) posted his first pass interception during the West Virginia game and returned it 27 yards for his first touchdown. It marked the third-straight game in which the defense has contributed a TD. In both 1993 and 1995, Tech scored a defensive touchdown in each of its last two regular-season games and then in a bowl game. The 2001 season, however, marked the first time under Coach Beamer that Tech scored a defensive TD in three consecutive regular-season games.

• **Luke Owens** (Grundy, Va.) made his first career start in Tech's win over the Mountaineers. Owens moved into the right guard spot in place of starter Jake Grove, who was slowed by a broken hand.

MORGANTOWN, W. Va. — Virginia Tech's defense continued its stellar play as the Hokies blanked BIG EAST rival West Virginia, 35-0, before a sellout crowd at Mountaineer Field. It was the most lopsided win by either team in the series since the very first meeting in 1912 when Tech won 41-0.

The Hokies held the Mountaineers to 174 total yards of offense and never let the home team penetrate closer than the Tech 23-yard line. The defense also contributed a touchdown for

the third straight game.

Tailback Keith Burnell posted his first career 100-yard rushing game and scored two touchdowns to lead the offense. Burnell finished with 102 yards on 22 carries, including touchdown runs of 1 and 10 yards. Overall, the Hokies' offense piled up 412 yards, with 224 coming on the ground.

André Davis set up one touchdown with a 53-yard punt return and another with a 39-yard pass reception. Davis finished the game with 206 all-purpose yards.

Oct. 6, 2001 • Mountaineer Field
Attendance 63,271

Virginia Tech	14	7	14	0	—	35
West Virginia	0	0	0	0	—	0

VT (7:00 re 1st) — Burnell 1 run (Warley kick)
 VT (4:23 re 1st) — Ferguson 3 run (Warley kick)
 VT (11:33 re 2nd) — Jones 44 run (Warley kick)
 VT (7:23 re 3rd) — Burnell 10 run (Warley kick)
 VT (4:56 re 3rd) — Jim Davis 27 interception return (Warley kick)

Team Stats	VT	WVU
First downs	20	11
Rushes-yds.	56-224	36-33
Passing yds.	188	140
Return yds.	143	23
Passes	14-24-2	15-38-3
Punts-avg.	8-37	10-44
Fumbles-lost	2-0	1-1
Penalties-yds.	6-60	3-15
Time of poss.	36:01	23:59
Sacks by	5-40	1-3



A West Virginia runner meets a wall of Hokie defenders.

Individual Leaders

Rushing — VT, Burnell 22-102, Jones 16-67, Noel 7-28, Ward 4-16, Ferguson 3-6, Briggs 1-4, Randall 2-1, Davis 1-0; WVU, Cobourne 18-31, Brown 1-11, Rego 1-4, Nastasi 2-0, Jones 13-(-4), Lewis 1-(-9).

Passing — VT, Noel 12-20-2-171, Randall 2-4-0-17; WVU, Jones 9-23-2-98, Lewis 6-15-1-42.

Receiving — VT, Davis 3-58, Parham 3-51, Wynn 3-42, Ferguson 1-10, Moody 1-9, Ward 1-8, Briggs 1-5, Wilford 1-5; WVU, Braxton 5-62, Cobourne 4-33, Terry 3-31, Brown 2-11, Nastasi 1-3.

Boston College

BLACKSBURG, Va. — Virginia Tech put Boston College away early during an important, 34-20, BIG EAST win at Lane Stadium/Worsham Field. The Hokies scored 21 first-quarter points and led 34-0 before BC got on the board with three late scores.

Tech quarterback Grant Noel passed for two touchdowns and ran for another in helping the Hokies to the Homecoming win. Noel hooked up with flanker André Davis on a 37-yard TD pass on Tech's first possession,

then scored on a run from the one on the Hokies' second drive of the game. Noel and Davis also combined on a 34-yard scoring pass in the third quarter. Tailback Keith Burnell aided the cause with 111 yards rushing on 19 carries.

Tech's defense supplied a touchdown for the fourth straight game when defensive end Jim Davis tipped away an option pitch by BC quarterback Brian St. Pierre and rover Kevin McCadam scooped up the loose ball and returned it nine yards to the end zone.

Oct. 13, 2001 • Lane Stadium/Worsham Field
Attendance 53,662

Boston College	0	0	7	13	—	20
Virginia Tech	21	3	10	0	—	34

VT (10:20 re 1st) — Davis 37 pass from Noel (Warley kick)
 VT (7:56 re 1st) — Noel 1 run (Warley kick)
 VT (5:47 re 1st) — McCadam 9 fumble return (Warley kick)
 VT (12:16 re 2nd) — FG Warley 19
 VT (8:23 re 3rd) — Davis 34 pass from Noel (Warley kick)
 VT (6:04 re 3rd) — FG Warley 39
 BC (3:57 re 3rd) — Green 8 run (McMyler kick)
 BC (8:38 re 4th) — Burke 31 pass from St. Pierre (McMyler kick)
 BC (0:09 re 4th) — Burke 11 pass from St. Pierre (McMyler kick)

Team Stats	BC	VT
First downs	12	23
Rushes-yds.	28-58	49-171
Passing yds.	180	225
Return yds.	75	71
Passes	13-26-0	16-29-2
Punts-avg.	8-45	4-40
Fumbles-lost	4-3	4-0
Penalties-yds.	16-120	8-70
Time of poss.	22:04	37:56
Sacks by	2-10	2-11

Individual Leaders

Rushing — BC, Green 21-74, St. Pierre 7-(-16); VT, Burnell 19-111, Jones 17-60, Ferguson 5-7, Team 2-(-3), Noel 6-(-4).
Passing — BC, St. Pierre 13-26-0-180; VT, Noel 16-28-1-225, Randall 0-1-1-0.
Receiving — BC, Dewalt 4-60, Green 4-5, Read 2-63, Burke 2-42, Ryan 1-10; VT, Davis 6-112, Witten 3-48, Burnell 2-9, Parham 1-24, Wynn 1-19, E. Johnson 1-9, Jones 1-5, Ferguson 1-(-1).


Hokies Ground Eagles In BIG EAST Tilt

After piling up 213 yards rushing against Virginia Tech during the 2000 season, Boston College managed just 58 yards on the ground during its 34-20 loss in Blacksburg. BC tailback William Green, who came into the game as the nation's No. 5 rusher at 142.6 yards a game, was held to 74 yards on 21 carries by the Hokies' top-rated defense. It marked the only time during the season that Green failed to reach 100 yards rushing.

Kevin McCadam (Lakeside, Calif.) returned a fumble nine yards for a touchdown against Boston College. It marked the fourth straight game in which the Tech defense scored a touchdown — a first in Frank Beamer's 15 seasons as head coach. Tech had scored defensive touchdowns in three consecutive games on three other occasions under Beamer.

Senior flanker André Davis (Niskayuna, N.Y.) caught six passes for 112 yards against the Eagles. The performance marked the seventh time Davis had posted over 100 yards receiving in a regular-season game and the eighth time overall. In 1999, Davis had 172 yards against BC, 157 yards versus Rutgers, 138 yards against West Virginia, 121 yards at Temple and 110 yards in the Virginia game. Last season, he turned in 127 receiving yards against WVU. Davis also had 108 receiving yards versus Florida State in the 2000 Sugar Bowl.

Tech failed to rush for 200 yards in the BC game, marking the first time since a 2000 loss at Miami that the Hokies had not registered 200 yards on the ground, a stretch of eight games. It also ended a string of 13-straight home games in which the Hokies had gained 200 or more yards on the ground, dating back to the UAB game in 1999.



Jim Davis (95) tipped a BC option pitch which resulted in a Tech score by Kevin McCadam.

Syracuse



Shawn Witten caught four passes against Syracuse, including one for a TD.

Oct. 27, 2001 • Lane Stadium/Worsham Field
Attendance 53,662

Syracuse	14	3	0	5	—	22
Virginia Tech	0	0	7	7	—	14

SU (13:18 re 1st) — Riddle 51 punt return (Barber kick)
 SU (7:35 re 1st) — Mungro 1 run (Barber kick)
 SU (0:04 re 2nd) — FG Barber 26
 VT (4:36 re 3rd) — Burnell 2 run (Warley kick)
 SU (12:25 re 4th) — FG Barber 45
 VT (5:19 re 4th) — Witten 17 pass from Noel (Warley kick)
 SU (2:24 re 4th) — team safety

Team Stats	SU	VT
First downs	14	18
Rushes-yds.	53-168	34-90
Passing yds.	52	162
Return yds.	73	26
Passes	6-17-0	15-32-0
Punts-avg.	9-39	7-33
Fumbles-lost	0-0	3-2
Penalties-yds.	7-55	3-30
Time of poss.	32:50	27:10
Sacks by	5-24	1-7

Individual Leaders
Rushing — SU, Mungro 23-102, Anderson 21-63, Johnson 4-6, Jackson 1-2, Reyes 2-(-1), Team 2-(-4); VT, Burnell 13-51, Jones 6-29, Ferguson 4-11, R. Johnson 1-9, Davis 1-4, Noel 9-(-14).
Passing — SU, Anderson 6-17-0-52; VT, Noel 15-32-0-162.
Receiving — SU, Morant 1-19, Tyree 1-13, Riddle 1-9, Campbell 1-8, Johnson 1-3, Mungro 1-0; VT, Ferguson 5-43, Witten 4-45, Wilford 2-23, Davis 2-13, Wynn 1-19, E. Johnson 1-19.

BLACKSBURG, Va. — Syracuse beat Virginia Tech at its own game, using good special teams play, aggressive defense and its running game to hand the Hokies a 22-14 home loss. The Syracuse victory snapped a nine-game Tech winning streak and produced the Hokies' first home loss since the 1998 season.

SU's special teams contributed a punt return for a touchdown and a blocked punt that set up a field goal. Meanwhile, the 'Cuse defense limited Tech's highly-ranked running game to minus-three yards in the first

half and 90 yards overall. The Hokies compounded their problems with two fumbles, one of which led to a touchdown, and a costly penalty that helped keep another Syracuse scoring drive alive.

The Orangemen played error-free football and controlled the game offensively behind the efforts of quarterback R.J. Anderson and tailback James Mungro. Syracuse finished with 168 yards on the ground against a Tech defense that had held each of its first six opponents to an average of 42.5 yards rushing.

Orangemen Snap Hokies' Winning Streaks

•Syracuse's 22-14 win ended Virginia Tech's school-record 16-game winning streak at Lane Stadium/Worsham Field. Tech's last home loss was a 36-32 defeat at the hands of Virginia on Nov. 28, 1998. The win also ended a nine-game overall Tech winning streak that dated back to a 41-21 loss at Miami in 2000. The SU victory — the Orangemen's first in Blacksburg since 1987 — also produced a bit of irony. In 2000, Tech posted its first win at Syracuse since 1986 by the same score, 22-14.

•Tech managed just 14 points in its loss to the Orangemen, the Hokies' lowest point total since finishing with just three points in a loss to North Carolina in the Gator Bowl on Jan. 1, 1998. The last time the Hokies had 14 points or fewer in a regular-season game was against Navy during the 1995 season. Tech's point total against Syracuse broke a school-record string of 37 straight games in which the Hokies had scored 20 or more points.

•Tech's 90 yards rushing versus Syracuse marked the lowest rushing total for the Hokies since a 1997 loss at West Virginia when they managed just 66 yards on the ground.

•When Syracuse's Jamel Riddle returned a punt for a touchdown against the Hokies, it marked just the third time a punt had been returned for a TD against Tech since Coach Frank Beamer arrived in 1987. The most recent TD return was by Florida State's Peter Warrick during the 2000 Sugar Bowl. The only other return was during the 1988 season.

•When David Tyree blocked a Tech punt to set up a Syracuse field goal, it marked the second straight year that Tyree had blocked a punt against the Hokies.

Pittsburgh

Nov. 3, 2001 • Heinz Field
Attendance 55,585

PITTSBURGH, Pa. — The University of Pittsburgh broke a 7-7 tie with 31 unanswered points to defeat Virginia Tech, 38-7, at new Heinz Field. The loss equalled Tech's worst-ever BIG EAST defeat, a 52-21 loss at Syracuse in 1996.

Pittsburgh struck for three touchdowns through the air on the way to a 24-7 halftime advantage. The Panthers finished with 393 total yards, including 245 passing. The Pittsburgh defense also played a major role, holding

Tech to just 15 yards on the ground, 151 yards overall and contributing an interception return for a touchdown.

Tech's only score came when Lamar Cobb blocked a field goal attempt and Ronyell Whitaker returned it 71 yards for a first-quarter touchdown. The Hokies were held to four first downs and 67 total yards in the first half. Tech hurt its own cause by committing 11 penalties and losing a pair of fumbles during the game.

Virginia Tech	7	0	0	0	—	7
Pittsburgh	7	17	14	0	—	38

UP (9:33 re 1st) — Bryant 24 pass from Priestley (Lotz kick)
VT (1:42 re 1st) — Whitaker 71 blocked FG return (Warley kick)
UP (9:46 re 2nd) — English 33 pass from Priestley (Lotz kick)
UP (4:06 re 2nd) — FG Lotz 32
UP (2:26 re 2nd) — Bryant 36 pass from Priestley (Lotz kick)
UP (9:50 re 3rd) — Spencer 68 interception return (Lotz kick)
UP (3:58 re 3rd) — Rutherford 2 run (Lotz kick)

Team Stats	VT	UP
First downs	8	24
Rushes-yds.	25-15	44-148
Passing yds.	136	245
Return yds.	138	94
Passes	17-36-2	16-28-1
Punts-avg.	8-38	6-38
Fumbles-lost	3-2	0-0
Penalties-yds.	11-120	10-70
Time of poss.	25:32	34:28
Sacks by	3-25	2-17

Individual Leaders

Rushing — VT, Burnell 9-27, Ward 2-12, Davis 1-3, Ferguson 1-2, Jones 4-1, Randall 1-1, Briggs 1-(-1), Burns 1-(-12), Noel 5-(-18); UP, Furman 3-45, Polite 9-37, Kirkley 11-27, Priestley 6-14, Rutherford 12-11, Vaglia 2-9, Jemison 1-5.

Passing — VT, Noel 15-29-2-118, Randall 2-7-0-18; UP, Priestley 16-26-0-245; Rutherford 0-2-1-0.

Receiving — VT, Davis 8-80, Parham 2-15, E. Johnson 2-14, Jones 2-12, Wilford 1-7, Ferguson 1-5, Burnell 1-3; UP, English 8-134, Bryant 5-93, Slade 1-10, Wilson 1-9, Furman 1-(-1).

Panthers Hand Tech Second Straight Loss

• Tech's loss to Pittsburgh gave the Hokies back-to-back losses for the first time since 1997. That year, Tech ended the regular season with two straight losses, then dropped a 42-3 decision to North Carolina in the Gator Bowl.

• Tech's seven points in its loss to the Panthers marked the lowest point total for the Hokies since they scored just three points in a loss to North Carolina in the Gator Bowl on Jan. 1, 1998. The last time Tech had seven points or fewer in a regular-season game was in a 16-0 loss to Cincinnati during the 1995 season.

• Shawntae Spencer's 68-yard pass interception for a touchdown was the first interception for a TD against Tech since Miami's Edward Reed posted a 44-yard touchdown return in 2000. Spencer's return was the longest against Tech since 1995 when Cincinnati's Brad Jackson scored on a 71-yard interception.

• Tech's 15 yards rushing against the Panthers were the fewest for the Hokies since being held to minus-14 yards on the ground by Miami during the 1994 season.

• Junior **Ronyell Whitaker's** touchdown on a 71-yard return of a blocked field goal against Pittsburgh was the first TD of his Tech career. Whitaker (Norfolk, Va.) scored two points on a defensive PAT at Rutgers in 1999. The blocked field goal was the first field goal returned for a TD by Tech since 1993 when Antonio Banks had an 80-yard return for a touchdown in an Independence Bowl win over Indiana.

• Tech's 120 yards in penalties were the most by a Tech team since 1992 when the Hokies were penalized 122 yards during a 50-49 loss at Rutgers.



Ronyell Whitaker returns a blocked field goal attempt 71 yards for a touchdown at Pittsburgh.

Temple


PHILADELPHIA, Pa. — True freshman Kevin Jones rushed for 155 yards and two touchdowns in his first collegiate start as Virginia Tech snapped a two-game losing streak with a 35-0 shutout win over Temple at Veterans Stadium.

Jones provided a spark for the Tech offense, which had produced a combined total of just 105 yards on the ground during back-to-back losses to Syracuse and Pittsburgh. Jones' 11-yard touchdown run in the second quarter gave the Hokies a 14-0 halftime lead and his 87-yard TD burst in the third period broke the game open. Tech finished with 225 yards and three TDs on the ground and also got a pair of touchdown passes from quarterback Grant Noel, who hit on 11 of 15 attempts.

While the offense was getting back on track, the Tech defense was busy posting its fourth shutout of the season. With five first-time starters in the lineup,

the defense held the Owls to 237 total yards, including just 60 rushing. The Hokies also intercepted four Temple passes.

Hokies Snap Losing Skid With Win at Temple



Ernest Wilford posted the first TD of his Tech career in the Temple game.

• Tech's 35-0 shutout victory at Temple marked the Hokies' third shutout of the season against a BIG EAST team and their fourth overall. The last time Tech posted four shutouts in a season was 1983. The Hokies have accomplished that feat just three times (the other was in 1938) since recording five shutouts during the 1935 season.

• True freshman **Kevin Jones** (Chester, Pa.) rushed for 155 yards against the Owls. He was the first true freshman to rush for 100 yards for Tech since Shyrone Stith gained 119 yards at Akron in 1996. Jones' 155 rushing yards were the most by a true freshman at Tech since 1987 when Jon Jeffries posted 160 yards on the ground against Cincinnati.

Nov. 10, 2001 • Veterans Stadium Attendance 21,915

Virginia Tech	7	7	14	7	—	35
Temple	0	0	0	0	—	0

VT (2:20 re 1st) — Davis 41 pass from Noel (Warley kick)
 VT (11:56 re 2nd) — Jones 11 run (Warley kick)
 VT (8:41 re 3rd) — Jones 87 run (Warley kick)
 VT (2:17 re 3rd) — Ferguson 1 run (Warley kick)
 VT (8:26 re 4th) — Wilford 34 pass from Noel (Warley kick)

Team Stats	VT	TU
First downs	13	13
Rushes-yds.	44-225	27-60
Passing yds.	134	177
Return yds.	33	18
Passes	11-18-1	14-45-4
Punts-avg.	9-40	11-34
Fumbles-lost	1-0	3-2
Penalties-yds.	8-65	8-45
Time of poss.	31:57	28:03
Sacks by	3-25	3-20

Individual Leaders

Rushing — VT, Jones 21-155, Burnell 8-45, Ferguson 3-28, Davis 1-2, Ward 1-2, Randall 2-1, Easlick 2-1, Noel 6-(-9); TU, Sharps 7-46, Staples 1-26, Fenton 6-12, Trammer 6-9, McKie 1-3, Amore 1-(-9), Devito 5-(-27).

Passing — VT, Noel 11-15-1-134, Randall 0-3-0-0; TU, Devito 11-34-2-152, McGann 1-6-1-13, Hannigan 2-5-1-12.

Receiving — VT, Davis 4-60, Parham 3-18, Wilford 1-34, Wynn 1-12, E. Johnson 1-6, Ferguson 1-4; TU, Dillard 5-47, Muckerson 4-73, Lewis 2-36, Trammer 1-13, McKie 1-8, Fenton 1-0.

• **Kevin Jones'** 87-yard touchdown run against the Owls was the fourth longest running play by a Tech player since 1950. His run was the longest by a Tech freshman over that same span and was the longest by any Tech player in a BIG EAST game.

• **André Davis'** 41-yard touchdown catch in the Temple game was the 16th of his career, giving him sole possession of third place at Tech for TD receptions. Davis (Niskayuna, N.Y.) entered the game tied for third with Carroll Dale.

• **Ernest Wilford** (Richmond, Va.) posted the first touchdown catch of his Tech career when he hauled in a 34-yard toss from **Grant Noel** (Ridgeley, W. Va.) in the fourth quarter of the Temple game.

• **DeAngelo Hall** (Chesapeake, Va.), one of five defensive players who made their first Tech starts at Temple, was in on a personal-best 11 tackles. The freshman cornerback also notched his third interception of the season and broke up two passes.

Virginia

CHARLOTTESVILLE, Va. — Quarterback Grant Noel threw three first-half touchdown passes as Virginia Tech handed rival Virginia a 31-17 loss in front of the largest crowd to see a college football game in the Commonwealth of Virginia and a national ESPN television audience.

Tech took advantage of five UVa turnovers to build a 31-0 lead by the end of the first half. Noel's three TD passes all came in the first 17 minutes of play, with two going

to senior flanker André Davis. The Cavaliers managed to get on the scoreboard in the second half, but Tech's defense and the running of freshman tailback Kevin Jones helped the Hokies control the game.

Led by linebacker Ben Taylor, the Hokies' defensive unit held Virginia to just 269 total yards, including only eight yards rushing. Tech posted six sacks, recovered three fumbles (two on special teams), picked off two passes and blocked a punt.

Fast Start Propels Tech To Big Win Over Uva

• During their 31-17 victory at Virginia, the Hokies held the Cavs to just eight yards rushing. That's the lowest rushing total on record for UVa in a game against Tech. The previous low was 10 yards rushing during the 1982 meeting.

• True freshman **Kevin Jones** (Chester, Pa.) rushed for 181 yards on 37 carries against Virginia. Jones' performance marked the highest single-game rushing total on record for a Tech freshman and stands second only to quarterback Michael Vick's 210 rushing yards at Boston College in 2000 as the top rushing game in Coach Frank Beamer's 15 seasons at Tech.

• **Kevin Jones'** 37 rushing carries against Virginia were the most for a Tech player since Cyrus Lawrence carried the football 38 times versus the Cavaliers in 1981.

• **Willie Pile** (Alexandria, Va.) intercepted passes at the Tech 8-yard line and the Tech 1-yard line to stop Virginia drives. The picks gave the redshirt junior free safety 10 career interceptions, placing him in a five-way tie for 10th all-time at Tech. One of the former players Pile passed on the career list was current coach Frank Beamer, who had nine picks during his Tech career (1966-68).

• **Wayne Ward** (Plant City, Fla.) blocked a punt during the win over Virginia. It was the second blocked punt of the season for Ward and the fourth of his Tech career.

• **Grant Noel** (Ridgeley, W.Va.) passed for three touchdowns against UVa. The last Tech quarterback to throw three TD passes in a game against the Cavs was Will Furrer in 1990. That gave Noel 16 TD passes on the season, equalling the fourth-best season total at Tech.

Nov. 17, 2001 • Scott Stadium
Attendance 61,625

Virginia Tech	17	14	0	0	—	31
Virginia	0	0	10	7	—	17

VT (9:22 re 1st) — Ferguson 17 pass from Grant Noel (Warley kick)
 VT (7:12 re 1st) — FG Warley 27
 VT (1:20 re 1st) — Davis 26 pass from Noel (Warley kick)
 VT (13:49 re 2nd) — Davis 58 pass from Noel (Warley kick)
 VT (4:38 re 2nd) — Jones 1 run (Warley kick)
 UVa (7:44 re 3rd) — Schaub 2 run (Greene kick)
 UVa (0:33 re 3rd) — FG Greene 35
 UVa (10:53 re 4th) — Foreman 1 pass from Schaub (Greene kick)


Team Stats	VT	UVA
First downs	20	15
Rushes-yds.	55-241	28-8
Passing yds.	190	261
Return yds.	78	20
Passes	12-24-1	21-36-2
Punts-avg.	5-36	6-41
Fumbles-lost	3-1	3-3
Penalties-yds.	8-79	7-62
Time of poss.	35:37	24:23
Sacks by	6-57	0-0

Individual Leaders

Rushing — VT, Jones 37-181, Burnell 9-36, Ferguson 6-25, Noel 2-1, Team 1-(-2); UVa, Womack 12-36, Pearman 3-7, Foreman 1-1, Spinner 5-(-13), Schaub 7-(-23).

Passing — VT, Noel 12-22-1-190, Team 0-2-0-0; UVa, Schaub 19-28-1-243, Spinner 2-8-1-18.

Receiving — VT, Davis 3-126, Ferguson 3-28, Easlick 2-15, Burnell 2-3, Parham 1-12, Jones 1-6; UVa, McMullen 7-130, Foreman 4-19, Pearman 3-59, Mason 3-28, Womack 2-10, Luzar 1-13, Anderson 1-2.



André Davis came through with two big receptions for touchdowns against Virginia.

Miami

BLACKSBURG, Va. — Virginia Tech came painfully close to ending No. 1 Miami's undefeated season before falling in a hard-fought, 26-24, loss to the 'Canes at Lane Stadium.

Tech, which trailed 20-3 at halftime, staged a fierce second-half comeback, scoring twice within a 2 1/2-minute span of the fourth quarter. The second of those two touchdowns, a blocked punt return by Brandon Manning, cut the Miami lead to just two points with 6:03 remaining. A two-point conversion pass that could have tied the game fell incomplete. Miami ended the Hokies' final threat with an interception at the UM 31 with just under five minutes left.

An inspired defensive performance helped Tech stay within striking distance despite committing five turnovers. The Hokies held the 'Canes to 132 total yards during the second half

and forced a fumble that set up the first of two 1-yard TD runs by fullback Jarrett Ferguson.

Tech Gives Top-Ranked Hurricanes a Score

• Virginia Tech's 24 points were the second-most against Miami all season and the two-point final margin was the closest of the year for the 'Canes. Going into the game, Miami had held eight of its first 10 opponents to seven points or less. Florida State scored 27 points in a loss to UM and Pittsburgh managed 21 points against the Hurricanes.

• True freshman **Kevin Jones** (Chester, Pa.) rushed for 160 yards against the Hurricanes, the most yards by an opposing player against the 'Canes during the 2001 season. His 56-yard run in the third quarter was also the longest against Miami during the season. Jones posted his third-straight 100-yard rushing game. He is the first Tech freshman to post three 100-yard rushing games in a season since Jon Jeffries finished with three in 1987. Roscoe Coles also had three 100-yard rushing games as a freshman in 1974.

• When **Grant Noel** (Ridgeley, W.Va.) passed to **Terrell Parham** (Bartow, Fla.) for a two-point conversion against Miami, it marked Tech's first successful two-point conversion since the 1996 season when Angelo Harrison caught a Jim Druckenmiller pass for two points against Akron.

• Redshirt freshman **Jason Lallis** (Mitchellville, Md.) registered his first collegiate sack in the second quarter of the Miami game. It was only the fourth sack allowed by UM all season.

• Tech blocked two kicks against Miami. Defensive tackle **David Pugh** (Madison Heights, Va.) blocked a field goal in the first quarter that led to a Tech field goal. During the fourth quarter, **Eric Green** (Clewiston, Fla.) blocked a punt that was picked up by **Brandon Manning** (Harrisburg, Pa.) and returned for a touchdown.

Dec. 1, 2001 • Lane Stadium/Worsham Field
Attendance 53,662

Miami	0	20	3	3	—	26
Virginia Tech	3	0	7	14	—	24

VT (3:08 re 1st) — FG Warley 27
 UM (13:05 re 2nd) — Shockey 14 pass from Dorsey (Sievers kick)
 UM (6:11 re 2nd) — Portis 7 run (Sievers kick)
 UM (3:59 re 2nd) — FG Sievers 34
 UM (0:16 re 2nd) — FG Sievers 43
 VT (10:30 re 3rd) — Ferguson 1 run (Warley kick)
 UM (4:41 re 3rd) — FG Sievers 42
 UM (11:32 re 4th) — FG Sievers 39
 VT (8:33 re 4th) — Ferguson 1 run (Parham pass from Noel)
 VT (6:03 re 4th) — Manning 22 blocked punt return (pass failed)

Team Stats	UM	VT
First downs	23	11
Rushes-yds.	41-149	39-167
Passing yds.	235	81
Return yds.	60	41
Passes	21-44-0	4-16-4
Punts-avg.	7-35	6-42
Fumbles-lost	2-2	3-1
Penalties-yds.	10-73	3-27
Time of poss.	34:18	25:42
Sacks by	5-31	1-3

Individual Leaders
Rushing — UM, Portis 34-124, Gore 4-19, Davenport 1-7, McGahee 1-2, Dorsey 1-(-3); VT, Jones 24-160, Burnell 6-34, Ferguson 3-6, R. Johnson 1-(-2), Noel 5-(-31).
Passing — UM, Dorsey 21-44-0-235; VT, Noel 4-16-4-81.
Receiving — UM, Jones 5-29, Shockey 4-60, Beard 3-46, Sands 3-32, Portis 2-35, Davenport 2-18, Johnson 1-11, Williams 1-4; VT, Ferguson 1-42, Slowikowski 1-29, E. Johnson 1-9, R. Johnson 1-1.



Eric Green blocks a Miami punt in the fourth quarter that resulted in a Tech touchdown.

★ All-Star Hokies ★

TECH PLAYERS HONORED IN 2001

Linebacker

BEN TAYLOR

- ★ Associated Press Second-Team All-American
- ★ *Football News* Second-Team All-American
- ★ *The Sporting News* Third-Team All-American
- ★ All-BIG EAST First Team
- ★ Semifinalist for the Butkus Award
- ★ ABC Sports Online Second-Team All-American
- ★ CNNSI.com Honorable Mention All-American
- ★ Dudley Award Runner-up
- ★ *Roanoke Times* State Defensive Player of the Year

Wide Receiver

ANDRÉ DAVIS

- ★ All-BIG EAST First Team
- ★ NCAA Top VIII Award Winner
- ★ Socrates Award presented by TSN Radio
- ★ National Football Foundation Postgraduate Scholarship
- ★ First-Team Verizon Academic All-American

Defensive Tackle

DAVID PUGH

- ★ *The Sporting News* Third-Team All-American
- ★ All-BIG EAST First Team

Cornerback

RONYELL WHITAKER

- ★ Associated Press Third-Team All-American
- ★ All-BIG EAST First Team

Defensive Tackle

CHAD BEASLEY

- ★ All-BIG EAST Second Team

Tailback


KEVIN JONES

- ★ BIG EAST Rookie of the Year
- ★ *The Sporting News* Second-Team Freshman All-American

Cornerback

DeANGELO HALL

- ★ *The Sporting News* Fourth-Team Freshman All-American



Ben Taylor

Kevin Jones

2001 Season Superlatives

Tech Individual Game Highs

Rushes	37	JONES, Kevin at Virginia (Nov 17, 2001)
Yards Rushing	181	JONES, Kevin at Virginia (Nov 17, 2001)
TD Rushes	2	BURNELL, Keith vs Connecticut (Sep 1, 2001) SUGGS, Lee vs Connecticut (Sep 1, 2001) BURNELL, Keith vs UCF (Sep 29, 2001) BURNELL, Keith at West Virginia (Oct 06, 2001) JONES, Kevin at Temple (Nov 10, 2001) FERGUSON, Jarrett vs Miami (Dec 01, 2001)
Long Rush	87	JONES, Kevin at Temple (Nov 10, 2001)
Pass attempts	32	NOEL, Grant vs Syracuse (Oct 27, 2001)
Pass completions	17	NOEL, Grant at Rutgers (Sep 22, 2001)
Yards Passing	267	NOEL, Grant vs Connecticut (Sep 1, 2001)
TD Passes	4	NOEL, Grant at Rutgers (Sep 22, 2001)
Long Pass	58	NOEL, Grant at Virginia (Nov 17, 2001)
Receptions	8	DAVIS, André at Pittsburgh (Nov 03, 2001)
Yards Receiving	126	DAVIS, André at Virginia (Nov 17, 2001)
TD Receptions	2	DAVIS, André vs Connecticut (Sep 1, 2001) DAVIS, André vs Boston College (Oct 13, 2001) DAVIS, André at Virginia (Nov 17, 2001)
Long Reception	58	DAVIS, André at Virginia (Nov 17, 2001)
Field Goals	3	WARLEY, Carter vs UCF (Sep 29, 2001)
Long Field Goal	39	WARLEY, Carter vs Connecticut (Sep 1, 2001) WARLEY, Carter vs Boston College (Oct 13, 2001)
Punts	8	BURNS, Vinnie at West Virginia (Oct 06, 2001) BURNS, Vinnie at Pittsburgh (Nov 03, 2001) BURNS, Vinnie at Temple (Nov 10, 2001)
Punting Avg	43.4	BURNS, Vinnie at Temple (Nov 10, 2001)
Long Punt	63	BURNS, Vinnie at Temple (Nov 10, 2001)
Long Punt Return	55	DAVIS, André vs UCF (Sep 29, 2001)
Long Kickoff Return	40	DAVIS, André at Pittsburgh (Nov 03, 2001) JOHNSON, Richard vs Miami (Dec 01, 2001)
Tackles	18	TAYLOR, Ben at Virginia (Nov 17, 2001) PILE, Willie vs Miami (Dec 01, 2001)
Sacks	2.0	PUGH, David vs Boston College (Oct 13, 2001)
Tackles For Loss	4.0	TAYLOR, Ben at West Virginia (Oct 06, 2001) TAYLOR, Ben at Pittsburgh (Nov 03, 2001) COLAS, Cols at Pittsburgh (Nov 03, 2001)
Interceptions	2	WILDS, Garnell at Temple (Nov 10, 2001) PILE, Willie at Virginia (Nov 17, 2001)

Tech Team Game Highs

Rushes	58	vs Western Michigan (Sep 08, 2001)
Yards Rushing	283	vs Connecticut (Sep 1, 2001)
Yards Per Rush	6.2	vs Connecticut (Sep 1, 2001)
TD Rushes	4	vs Connecticut (Sep 1, 2001) at West Virginia (Oct 06, 2001)
Pass attempts	36	at Pittsburgh (Nov 03, 2001)
Pass completions	21	vs Connecticut (Sep 1, 2001)
Yards Passing	323	vs Connecticut (Sep 1, 2001)
Yards Per Pass	10.8	vs Connecticut (Sep 1, 2001)
TD Passes	4	at Rutgers (Sep 22, 2001)
Total Plays	84	vs Western Michigan (Sep 08, 2001)
Total Offense	606	vs Connecticut (Sep 1, 2001)
Yards Per Play	8.0	vs Connecticut (Sep 1, 2001)
Points	52	vs Connecticut (Sep 1, 2001)
Sacks By	6	at Virginia (Nov 17, 2001)
First Downs	29	vs Connecticut (Sep 1, 2001)
Penalties	11	at Pittsburgh (Nov 03, 2001)
Penalty Yards	120	at Pittsburgh (Nov 03, 2001)
Turnovers	5	vs Miami (Dec 01, 2001)
Interceptions By	4	at Rutgers (Sep 22, 2001) at Temple (Nov 10, 2001)

Opponent Individual Game Highs

Rushes	34	PORTIS, Clinton, vs Miami (Dec 01, 2001)
Yards Rushing	124	PORTIS, Clinton, vs Miami (Dec 01, 2001)
TD Rushes	1	HENRY, Keron, vs Connecticut (Sep 1, 2001) HAYNES, Alex, vs UCF (Sep 29, 2001) GREEN, William, vs Boston College (Oct 13, 2001) MUNGRO, James, vs Syracuse (Oct 27, 2001) RUTHERFORD, Rod, at Pittsburgh (Nov 03, 2001) SCHAUB, Matt, at Virginia (Nov 17, 2001) PORTIS, Clinton, vs Miami (Dec 01, 2001)
Long Rush	41	MUNGRO, James, vs Syracuse (Oct 27, 2001)
Pass attempts	44	DORSEY, Ken, vs Miami (Dec 01, 2001)
Pass completions	21	DORSEY, Ken, vs Miami (Dec 01, 2001)
Yards Passing	245	PRIESTLEY, David, at Pittsburgh (Nov 03, 2001)
TD Passes	3	PRIESTLEY, David, at Pittsburgh (Nov 03, 2001)
Long Pass	71	SCHNEIDER, Ryan, vs UCF (Sep 29, 2001)
Receptions	8	ENGLISH, R.J., at Pittsburgh (Nov 03, 2001)
Yards Receiving	134	ENGLISH, R.J., at Pittsburgh (Nov 03, 2001)
TD Receptions	2	BURKE, Jamal, vs Boston College (Oct 13, 2001) BRYANT, Antonio, at Pittsburgh (Nov 03, 2001)
Long Reception	71	GABRIEL, Doug, vs UCF (Sep 29, 2001)
Field Goals	4	SIEVERS, Todd, vs Miami (Dec 01, 2001)
Long Field Goal	45	BARBER, Colin, vs Syracuse (Oct 27, 2001)
Punts	11	AMORE, Jace, at Temple (Nov 10, 2001)
Punting Avg	44.8	McMYLER, Kevin, vs Boston College (Oct 13, 2001)
Long Punt	61	BARR, Mike, at Rutgers (Sep 22, 2001)
Long Punt Return	51	RIDDLE, Jamel, vs Syracuse (Oct 27, 2001)
Long Kickoff Return	43	DELLASELVA, Jason, vs Connecticut (Sep 1, 2001)
Tackles	18	SHERROD, Rick, at West Virginia (Oct 06, 2001)
Sacks	2.0	FERRARA, Christian, vs Syracuse (Oct 27, 2001) McDOUGLE, Jermaine, vs Miami (Dec 01, 2001)
Tackles For Loss	4.0	KAYDEN, Kyle, at West Virginia (Oct 06, 2001)
Interceptions	2	REED, Edward, vs Miami (Dec 01, 2001)

Opponent Team Game Highs

Rushes	53	vs Syracuse (Oct 27, 2001)
Yards Rushing	168	vs Syracuse (Oct 27, 2001)
Yards Per Rush	3.6	vs Miami (Dec 01, 2001)
TD Rushes	1	vs Connecticut (Sep 1, 2001) vs UCF (Sep 29, 2001) vs Boston College (Oct 13, 2001) vs Syracuse (Oct 27, 2001) at Pittsburgh (Nov 03, 2001) at Virginia (Nov 17, 2001) vs Miami (Dec 01, 2001)
Pass attempts	45	at Temple (Nov 10, 2001)
Pass completions	21	at Virginia (Nov 17, 2001) vs Miami (Dec 01, 2001)
Yards Passing	261	at Virginia (Nov 17, 2001)
Yards Per Pass	8.8	at Pittsburgh (Nov 03, 2001)
TD Passes	3	at Pittsburgh (Nov 03, 2001)
Total Plays	85	vs Miami (Dec 01, 2001)
Total Offense	393	at Pittsburgh (Nov 03, 2001)
Yards Per Play	5.5	at Pittsburgh (Nov 03, 2001)
Points	38	at Pittsburgh (Nov 03, 2001)
Sacks By	5	vs Syracuse (Oct 27, 2001) vs Miami (Dec 01, 2001)
First Downs	24	at Pittsburgh (Nov 03, 2001)
Penalties	16	vs Boston College (Oct 13, 2001)
Penalty Yards	120	vs Boston College (Oct 13, 2001)
Turnovers	6	at Rutgers (Sep 22, 2001) at Temple (Nov 10, 2001)
Interceptions By	4	vs Miami (Dec 01, 2001)