

VIRGINIA TECH



MARC
TUGWELL



SPENCER
HARRIS



BASEBALL
REGULAR SEASON



CHAMPION
2002



BRAD
BAUDER



JED
ENGLISH

Tech earned a share of the BIG EAST regular season title in 2002

2003 BASEBALL

2003 Virginia Tech baseball

CONTENTS

THE 2003 SEASON

Media Information	2
Virginia Tech Diamond Notes	3-4
Season Preview	5-8
Depth Chart	7
Roster/Pronunciations	9

LAST SEASON

Game Results	10
Batting/Pitching Statistics	11
Fielding Statistics	12

COACHES & PLAYERS

Head Coach Chuck Hartman	13-15
Assistant Coaches	16
Trainer/Support Staff	17
Player Profiles	18-31

2003 OPPONENTS

Team Information	32-33
BIG EAST Conference	34
Schedule	back cover

HISTORY & RECORDS

BIG EAST History	35-36
Tech Baseball History	37-40
All-Americans	41
Major-Leaguers	42
Conference Honors	43
Year-by-Year W-L	44
The Hartman Years	45-50
Tech vs. All Opponents	51
Batting Records	52
Pitching Records	53
Fielding Records	54
Team Records	55
Top Five	56
Year-by-Year Leaders	57-59
Top Hitters	60
Toughest to Strike Out	60
Coaching Records	60

THE UNIVERSITY

About Virginia Tech	61-62
University President	63
Athletics Director	63
Academics	64
Athletic Performance	65
Student Life	66
Sports Medicine	66
Blacksburg	67
English Field	68

VIRGINIA TECH PLAYERS CELEBRATE
AFTER WINNING A SHARE OF THE
BIG EAST REGULAR-SEASON
CHAMPIONSHIP LAST SEASON.

QUICK FACTS

Location: Virginia Tech is located in Blacksburg (pop. 36,000) in scenic southwest Virginia. The campus lies on a plain between the Blue Ridge and Allegheny Mountains, 2,100 feet above sea level.

History: Founded in 1872 as the land-grant university of the state

Enrollment: 26,000

President: Charles Steger

Athletic Director: Jim Weaver

Nickname: Hokies

Colors: Burnt Orange and Chicago Maroon

Conference: BIG EAST

Head Baseball Coach: Chuck Hartman (UNC '57)

Record at Tech: 855-480-8 (24 years)

Career Record: 1,338-705-8 (43 years)

Assistant Coaches: Jay Phillips, Jon Hartness

Volunteer Coach: Javier Solis

Home Field: English Field (1,500)

Dimensions: Lines 330'; power alleys 375'; center 400'

2002 Record: 33-26 (18-12 home; 11-11 away; 4-3 neutral)

2002 BIG EAST Record: 18-8 (tied first place)

CREDITS

The 2003 Virginia Tech Baseball Media Guide is a publication of the Tech Sports Information Office, with layout and design by Anne Panella. Special thanks for photographic assistance go to David Knachel of the Tech SID staff, Rick Griffiths and John McCormick of the University Photo Lab, Bill Setliff, David Schofield of Schofield Photographics, Gene Dalton, Woody Veasey, Alan Kim, Mort Fryman and the photo staff of the *Collegiate Times*.

Printed by Southern Printing Company of Blacksburg, Va.

Virginia Tech does not discriminate against employees, students, or applicants on the basis of race, color, sex, sexual orientation, disability, age, veteran status, national origin, religion, or political affiliation. Anyone having questions concerning discrimination should contact the Equal Opportunity and Affirmative Action Office at (540) 231-7500.

media information

Members of the media requesting information on Virginia Tech baseball are asked to contact Dave Smith in the Virginia Tech Sports Information Office at (540) 231-6726.


Baseball releases, as well as up-to-date statistics, will be available to the media throughout the season. Immediate access to this information is possible via the Virginia Tech athletic Web site, www.hokiesports.com. The sports information office will fax or e-mail releases to a limited number of media outlets.

INTERVIEWS

All media interviews with players and coaches should be arranged through the SID office with at least 24 hours advance notice, if possible. During the week, head coach Chuck Hartman is usually available between 9:30 a.m. and noon. Player interviews will be arranged around the players' academic and practice schedules.

COVERING A GAME

Media members wishing to cover Virginia Tech home baseball games from the English Field press box should contact Dave Smith in the SID office. There is no charge for admission to Virginia Tech home baseball games and a credential is not needed to enter English Field. Seating in the press box, however, is assigned on a



COACH CHUCK HARTMAN TALKS WITH MEMBERS OF THE MEDIA.

priority basis in accordance with athletic department media policies and should be requested at least one day prior to the game. Non-working individuals, such as spouses, dates, friends and fans, will not be permitted in the press box or on the field during the game. Seats in the working area of the press box are not available for major league scouts.

Rosters, statistics and press guides will be available to the media and scouts prior to the game and a final box will be compiled for distribution at the conclusion of each contest. Postgame media interviews cleared through the sports information office are allowed on the field shortly after the conclusion of each game or double-

header. Stories can be filed from the SID office in the Jamerson Athletic Center.

PHOTOGRAPHY

Accredited photographers or cameramen on assignment may shoot from the top of the dugouts or from inside the fence beyond the dugouts. When shooting from inside the fence, no equipment should be placed on the field of play. Tripods are not allowed inside the fence. The roof of the press box can be made available for working photographers or cameramen upon request. The position of all photographers and cameramen is always subject to the discretion of the umpires. Freelance photographers and fans are not allowed on the dugouts or inside the fences.

RADIO

The press box at English Field includes two broadcast booths. Visiting radio or TV should contact the SID office well in advance of the game for clearance and information on the availability of space and telephone lines.

TECH ON THE WEB

Keep up to date on Virginia Tech baseball action via the internet at the official Web site of Hokie athletics: www.hokiesports.com.

Individual player and coaches profiles, notes, statistics and game summaries are all part of the baseball section. You also can get up-to-date information on all 21 varsity sports that compete at Virginia Tech.

TECH BASEBALL SCORE LINE

Information on Tech baseball games is available on a telephone score line each evening approximately one hour after the game. The line is also used to provide information on weather delays and cancellations. The information is available at (540) 232-3720.

DIRECTIONS TO ENGLISH FIELD

The Virginia Tech campus is located in Blacksburg, Va., approximately 40 miles southwest of Roanoke, Va. To reach the campus from Interstate 81 take Exit 118B to U.S. Route 460 West. Remain on 460 West, following the signs to Virginia Tech. Take a right turn at the Virginia Tech Central Campus exit marked Rt. 314 and Southgate Drive (right turn only off U.S. 460). Take the first left onto Duck Pond Drive and English Field will be on the right.

NUMBERS TO NOTE

Director of Athletics	Jim Weaver	(540) 231-6796
Head Baseball Coach	Chuck Hartman	(540) 231-3671
Sports Information Office		(540) 231-6726
SID, Baseball Contact	Dave Smith	(h) (540) 951-8024
Fax machine		(540) 231-6984
Athletic Trainer	Jimmy Lawrence	(540) 231-5690
Baseball Press Box		(540) 231-4013
BIG EAST Conference (Switchboard)		(401) 272-9108



DAVE SMITH
SPORTS INFORMATION
DIRECTOR

Virginia Tech diamond notes

ABCA HONORS HARTMAN

Virginia Tech baseball coach Chuck Hartman has been selected for the American Baseball Coaches Association Hall of Fame. The induction ceremony will take place on January 3, 2004, during the ABCA's annual convention in San Antonio, Texas.

"This is every college coach's dream," says Hartman. "To be selected for the national hall of fame and to be in there with so many great coaches from throughout the country is the highest recognition you can receive on the collegiate level. A lot of good things have happened to me this year, and I feel truly honored."

Hartman, who was inducted into the Virginia Tech Sports Hall of Fame in November, is also a member of the National Association of Intercollegiate Athletics Hall of Fame. He was inducted into the NAIA Hall in 1989 for his achievements at High Point College (now University), where he coached for 19 years before coming to Tech in 1979.

Hartman is entering his 25th season at Virginia Tech and his 44th season overall. His 1,338 career wins rank him third among active Division I baseball coaches in victories and fourth all-time. Hartman's overall coaching record is 1,338-705-8, while his current record at Tech is 855-480-8.

Hartman, a 1957 graduate of the University of North Carolina, will be the second Virginia Tech baseball coach to be inducted into the ABCA Hall of Fame. G.F. "Red" Laird, who coached baseball at Tech for 30 years, was inducted into the ABCA Hall in 1971.

SAUNDERS HIGHEST PICK

Virginia Tech pitcher Joe Saunders was the 12th player picked in the 2002 Major League Baseball amateur draft. Saunders, a junior left-hander from Springfield, Va., was drafted in the first round by the Anaheim Angels.

Saunders became the Hokies' highest draft pick ever in the June draft and is the fourth Tech player under Coach Chuck Hartman to be drafted before the second round. Junior first baseman Franklin Stubbs was selected 19th in the 1982 draft by the Los Angeles Dodgers, while junior right-handed pitcher


Brad DuVall was picked 15th by the Baltimore Orioles in 1987. DuVall, who rejected the Orioles' offer and returned to Tech for his senior season, was the 23rd overall pick in the 1988 draft by the St. Louis Cardinals. Junior right-handed pitcher Denny Wagner was the 42nd player picked in the 1997 draft. Wagner was drafted by the Oakland Athletics as a supplemental pick sandwiched between the first and second rounds.

During his three seasons at Tech, Saunders compiled a 27-7 overall record and a 3.43 earned run average. He registered

255 strikeouts and 115 walks in 315 career innings pitched. Both his strikeout and innings pitched totals rank fourth all-time at Tech.

Saunders is tied for third in career pitching victories at Tech following three consecutive nine-win seasons. He ranks second among Tech left-handers in career wins behind Brian Fitzgerald (28). Saunders led the BIG EAST in strikeouts in 2002 with 102 on the way to first-team all-conference honors. His 1.81 ERA in BIG EAST games was the best of any league starter and the second-best overall.

FIRST BASEBALL JERSEY RETIRED



Virginia Tech retired the jersey of former Tech baseball great Johnny Oates during a special ceremony prior to last year's BIG EAST Conference double-header against Connecticut at English Field.

Oates was presented with a framed jersey in recognition of this honor. A special display on the outfield fence with his name and number was also unveiled. His jersey is the first baseball jersey to be retired by Virginia Tech. Oates' number 15 will still be available to future Tech players.

Oates came to Blacksburg in 1965 and was an outstanding catcher for the Virginia Tech baseball team. He hit .410 in 1966 and .342 in 1967 before signing with the Baltimore Orioles after his junior season. Oates spent 11 seasons in the major leagues as a player, seeing action in two World Series with the Los Angeles Dodgers and one with the New York Yankees. After retiring as a player in 1981, Oates tried his hand at coaching, and went on to become the major league manager of the Baltimore Orioles and the Texas Rangers. He was inducted into the Virginia Tech Sports Hall of Fame in 1983.

Virginia Tech diamond notes

DOUBLE-TROUBLE

Tech All-BIG EAST middle infielders Spencer Harris and Marc Tugwell are nearing school career records for both putouts and assists at their respective positions. That shouldn't come as much of a surprise.

Harris and Tugwell moved into starting jobs at shortstop and second base, respectively, as freshmen in 2000 and have been mainstays in the Tech lineup ever since. Their first season, they helped the Hokies to a school-record 66 double plays. As sophomores, they helped Tech lead the BIG EAST in double plays with 63 and last year as juniors, they were both selected first-team All-BIG EAST at their positions. During the fall, the league coaches named both Harris and Tugwell to the 2003 preseason all-conference squad.

Harris has started 171 of the 173 games in which he has played at Tech and has a .923 career fielding average. He is 72 putouts and 91 assists away from setting new career marks. Tugwell has started in 156 of the 164 games he has played and carries a .966 career fielding mark that has seen him commit just 27 errors in 796 chances. He is just 39 putouts and 10 assists away from new records for a Tech second baseman.

Best of all, defense isn't this double-play combo's only forte. Last season, both players enjoyed their best offensive years, combining for 26 doubles, six triples, 10 home runs, 87 runs batted in and 89 runs scored.

MAKING A MOVE

Sophomore Chris Stanton, who started 43 games in the outfield last season as a freshman, is slated to replace first-team

All-BIG EAST third baseman John West, who finished his Tech career last season. Stanton got some valuable experience over the summer when he played shortstop for the Vienna (Va.) Mustangs and was named the MVP of the Clark Griffith Collegiate Baseball League.

Stanton led the league with a .386 batting average, 59 hits and 19 stolen bases and was tied for the league lead with 34 runs scored. He ranked third in slugging percentage (.464) and on-base percentage (.447) and tied for third in doubles (10).

CATCHING DEPTH

Tech senior Jed English was selected the catcher on the 2003 preseason All-BIG EAST team picked by the league coaches, while Hokie sophomore Wyatt Toregas was named the catcher on the preseason BIG

EAST squad picked by *Baseball America*. English was named the designated hitter on the *Baseball*

America team, but was still rated as having the best arm among the catchers in the league.



SPENCER HARRIS (3) AND MARC TUGWELL ARE ONE OF THE BEST DOUBLE-PLAY COMBINATIONS IN TECH HISTORY.

BIG EAST CHAMPIONSHIP SCHEDULE

The BIG EAST Baseball Championship enters its 19th year in 2003. The championship has been the breeding ground of several major league baseball stars, including St. Louis Cardinal All-Star pitcher Matt Morris, San Francisco Giants All-Star standout Rich Aurilia and New York Mets slugger Mo Vaughn. St. John's has captured the most titles with five. Last year, Notre Dame won the championship with a 3-2, 10-inning victory over Rutgers. The winner of the tournament will receive the league's automatic bid to the NCAA Championship. The BIG EAST has sent three teams to the NCAAs each of the last four seasons. The BIG EAST Championship is held at Commerce Bank Park in Bridgewater, N.J.

The event will take place May 22-24, with the schedule as follows:



Thursday, May 22

Game 1 No. 1 seed vs. No. 4 seed (3:30 p.m.)
Game 2 No. 2 seed vs. No. 3 seed (7 p.m.)

Friday, May 23

Game 3 Loser Game 1 vs. Loser Game 2 (noon)
Game 4 Winner Game 1 vs. Winner Game 2 (3:30 p.m.)
Game 5 Winner Game 3 vs. Loser Game 4 (7 p.m.)

Saturday, May 24

Game 6 Winner Game 4 vs. Winner Game 5 (3:30 p.m.)
Game 7 Same teams as Game 6, if necessary (7 p.m.)

For ticket information call (908) 252-0700.

HOKIES HOPING OPPOSITES ATTRACT IN 2003

The 2003 Virginia Tech baseball team is a study in opposites. On one hand, the Hokies return six starters in the field and their designated hitter from a team that shared the 2002 BIG EAST regular-season championship with Notre Dame. On the other hand, the Hokies must replace four pitchers who accounted for 47 of their 59 starts in 2002 and 24 of their 33 wins.

Luckily, Tech head coach Chuck Hartman is no stranger to challenges. In 24 seasons at Virginia Tech and 43 years on the collegiate level, he has seen his share. During that span, he has also produced over 1,300 wins.

"We are going to have a very experienced club from both an offensive and defensive standpoint," says Hartman, who will be inducted into the American Baseball Coaches Association Hall of Fame in January 2004. "The real question will be how our pitchers who were not main-liners last year will respond.

"We have some pitchers with excellent ability," he adds, "but when you start talking about three or four guys pitching for the first time at the college level, I'm sure you are going to see some peaks and valleys."

Keeping the valleys to a minimum will be the main objective of Hartman and his staff. They hope to get help from a strong nucleus of veteran players. Among those returning veterans are 2002 first-team BIG EAST shortstop Spencer Harris and first-team second baseman Marc Tugwell. Both players were also named to this year's preseason BIG EAST team, along with catcher Jed English. All three are seniors.

It doesn't hurt that the Hokies return six of their top seven hitters from last season, led by sophomore

utility man Wyatt Toregas. Toregas, who had starts as a catcher, designated hitter and right fielder, batted .347 as a freshman in 2002. He contributed 15 doubles, four triples and eight home runs on the way to driving in 51 runs. He was a third-team All-BIG EAST selection. Tech's top run producer, senior center fielder Brad Bauder, is

another key returnee. Bauder led the Hokies in doubles (21), home runs (14) and RBIs (60) last season. He was a third-team all-conference pick as a junior and a second-team selection as a sophomore.

Tech's other returning starters are senior Chris Winterfeldt, who started 47 games at first base, and

sophomore Chris Stanton, who got 43 starts in the outfield.

Top sophomore reserves — infielders David McDonald and Tom Blaszk and outfielder Matt Kalish — also return. McDonald started 16 games at first base, while Kalish got nine outfield starts and Blaszk picked up three starts at second base.

"We lost John West, who was our top hitter, and Chris Hutchison, who also contributed offensively," Hartman says. "But the rest of our lineup is a year older. Experience will be a big plus for us everywhere except on the mound."

Gone from last year's pitching staff are weekend starters Joe Saunders, Jason Bush and Chip Runyon. Another valuable four-year contributor, Pat Pinkman, is also gone. Together, the four players combined to pitch 328.1 innings during the 2002 season.

Saunders, a junior, was a first-round draft pick of the Anaheim Angels after posting three-straight nine-win seasons for the Hokies.

Saunders was 9-2 in 2002 with a 2.86 earned run average and 102 strikeouts in 97.2 innings.

Bush finished his four-year Tech career with a school record 31 victories, while Runyon, who served as everything from a

starter to a closer during his career, had 16 career wins and five saves. Pinkman registered 19 wins and six saves during his time in Blacksburg.

Tech's new-look staff in 2003 will include nine newcomers, including seven freshmen. Among the six returning players are senior

Continued on following page



WYATT TOREGAS IS TECH'S TOP RETURNING HITTER.

2003 outlook

right-handed relievers Matt Dalton and Mike Crisci. Dalton was one of the top closers in the BIG EAST last season with nine saves, a 2-2 record and a 3.45 earned run average. Crisci, who will get a shot at a starting role this spring, was a key setup man and also contributed three saves.

"I think our bullpen will be strong with Matt Dalton returning," Hartman says. "We might be playing a lot of games where we ask our starter to get us six innings, let a setup man pitch two and then let Matt finish it off. I can see us doing that a lot of days.

"The big concern is if we can get quality starts out of four or five of our young pitchers," Hartman explains. "The ability is there. We've got good depth on the mound. We are just inexperienced."

Tech's returning pitchers had a combined total of just 14 starts a year ago, including only two in BIG

HOKIES PICKED TO FINISH SECOND IN BIG EAST

Notre Dame has been selected as the preseason favorite to capture the 2003 BIG EAST Baseball Championship in a vote of the league coaches. Virginia Tech, which shared last year's regular-season title with the Fighting Irish, was picked to finish second. Notre Dame junior second baseman Steve Sollmann was voted the preseason player of the year and sophomore right-hander Chris Lambert of Boston College

was selected as the preseason pitcher of the year. Coaches were not permitted to vote for their own teams or players. Virginia Tech infielders Spencer Harris and Marc Tugwell and catcher Jed English were voted to the preseason All-BIG EAST Team.

The 11 BIG EAST baseball teams play in one division, facing a 26-game conference slate. The top four squads in the league will advance to the 2003 BIG EAST Championship at Commerce Bank Park in Bridgewater, N.J., on May 22-24.

Team (1st place votes)	Pts.	2002 Record
1 Notre Dame (9)	98	50-18 (18-8 BE)
2 Virginia Tech (1)	85	33-26 (18-8)
3 Boston College (1)	80	30-25 (15-11)
4 Rutgers	75	35-22 (15-11)
5 St. John's	58	29-23 (14-12)
6 Seton Hall	55	25-28 (11-15)
7 Connecticut	44	28-22 (13-12)
8 Pittsburgh	42	36-16-1 (14-11)
9 Villanova	29	30-23 (12-13)
10 West Virginia	27	24-26 (9-16)
11 Georgetown	12	9-47 (2-24)

EAST competition. Sophomore Jeff Landing got the most work of the returnees, pitching 45.2 innings in 14 appearances during the 2002 season. Landing started six games and posted a 3-2 record. Fellow sophomore Brett Cory

had a 2-1 record and one save in 38.1 innings of work. He pitched in 20 games, three as a starter. Junior Josh Biber also posted three starts and a 2-1 record in '02, working a total of 29 innings.

The three returning right-handers will receive stiff

challenges from newcomers for the open spots in the starting rotation. Junior right-hander Jake Chaney, a transfer from Charlotte, was the leading candidate for the No. 1 spot after fall practice. A bout with tendonitis during the off-season, however, may keep him out of action until the third week of the season. Talented true freshmen M.J. Hurley and Andrew Wells are also expected to make strong bids for starting jobs. Redshirt freshman Ryan Kennedy, who transferred to Tech from the University of Florida in January, could also be in the mix. Both Wells and Kennedy are left-handers.

Freshman right-hander Nicky Bowers, one of Tech's top performers in the fall, could make an impact as a reliever on this year's staff. Hard-throwing freshman walk-on Scott Stoehr and junior transfer Jay Musialowski also have a chance to become key contributors. The status of Adam Redd, another promising freshman, is uncertain following a bout with mononucleosis. The Hokies have already lost first-



SOPHOMORE JEFF LANDING IS ONE OF THE YOUNG PITCHERS THE HOKIES WILL BE COUNTING ON IN 2003.

year pitcher Eddie Ashwell for the season due to elbow surgery.

The Tech pitching staff could receive a big boost if redshirt junior Seth Bandy returns to form after missing the 2002 season. Bandy, who underwent rotator cuff surgery in June 2001, would give the Hokies some welcome experience and another left-hander. He pitched 51.1 innings in 2000 as a freshman, compiling a 2-2 record and starting seven games. He started two games and worked just 16 innings before being sidelined in 2001.


"There is a lot of raw talent on our pitching staff," Hartman says. "It may take some trial and error to determine the starting rotation. It's going to be a matter of who shows they can compete under pressure. That's going to be the key."

Things are much more settled in the field where the Hokies have to replace West at third base and solidify their outfield around veteran center fielder Bauder.

Stanton, who started in the outfield last year as a freshman, is slated to replace West at third. During the summer, Stanton played shortstop for the Vienna (Va.) Mustangs and was named the MVP of the Clark Griffith Collegiate Baseball League. He impressed Tech's coaches with his work at third during the fall, showing good range and an outstanding arm. Stanton will be backed up by freshman Jeff Monaco, who was redshirted last season.

Stanton's move to third leaves the Hokies with two outfield spots to fill. Freshman Philip Beall, one of the biggest surprises of the fall, is the player to beat for Stanton's former left field job. Beall is an aggressive young player at the plate and in the

Continued on following page



BRETT CORY IS A LEADING CANDIDATE FOR THE TOP SPOT IN THE PITCHING ROTATION.

PRESEASON DEPTH CHART

Left Field:
Philip Beall
Sheldon Adams

Center Field:
Brad Bauder
Billy Hardee

Right Field:
Matt Kalish
Nicky Bowers
Wyatt Torgas
Joel Miller

Shortstop:
Spencer Harris
Marc Tugwell

Pitchers:

Second Base:
Marc Tugwell
Tom Blaszak

Starters

Josh Biber
Jake Chaney
Brett Cory
Mike Crisci
M.J. Hurley
Ryan Kennedy
Jeff Landing
Andrew Wells

Relievers

Seth Bandy
Nicky Bowers
Matt Dalton
Jay Musialowski
Adam Redd
Scott Stoehr
(Eddie Ashwell)

Third Base:
Chris Stanton
Jeff Monaco

First Base:
Chris Winterfeldt
David McDonald

Catcher:
Jed English/Wyatt Torgas
David Londrey
Joe Daly

2003 outlook



CHRIS STANTON WILL MOVE FROM THE OUTFIELD TO THIRD BASE THIS SPRING.

Continued from page 7
field. Freshman Sheldon Adams will also compete for some playing time in left. Adams has excellent speed and swings left-handed, but is still adjusting to the college game.

The right field spot vacated by Hutchison could develop into a platoon situation with Kalish sharing time with Bowers or Toregas. Freshman Joel Miller is also expected to get a look at the position. Kalish saw limited action last season, but has the potential to be a contributor with his glove and his bat. Both Bowers and Toregas are likely to be in the lineup somewhere to utilize their offensive potential. Right field is one of the options.

Toregas started 13 games in right last season and Bowers has the tools needed to be successful at the position.

Another outfield option will be redshirt senior Billy Hardee. Hardee, a three-year football letterman for the Hokies, joined the baseball team in January and is working hard to become a contributor.

"We'll go with Brad (Bauder) in center field and let him be the captain of the outfield," says Hartman. "I think Philip Beall exhibited a lot of talent during the fall. He has the arm to play any of the three outfield positions. Whoever steps forward and hits the ball well will probably get the other outfield spot."

Harris and Tugwell, who rank as the most prolific double-play combination in Tech history, will anchor the infield. Harris started every game last season and hit .292 with 40 runs batted in. Tugwell finished the 2002 season ranked third on the team in batting with a .342 average. He had five home runs, 47 RBIs and 12 stolen bases. Blaszak will provide depth at second, while Tugwell will likely be the top backup at shortstop.

Winterfeldt has developed into a solid defensive player at first base. He contributed a .306 batting average and 21 RBIs last year and will be looked to for improved numbers this spring. The Hokies will also

be looking for added offense from McDonald, whose 18 hits last season included 10 that went for extra bases.

The Hokies have an outstanding catching rotation with English and Toregas. English, who hit .312 last season with 31 runs batted in, was picked the 2003 preseason BIG EAST catcher by the coaches. Toregas was named to the preseason BIG EAST team selected by *Baseball America*. Redshirt freshman David Londrey and true freshman Joe Daly are also on hand to provide added depth at the position.

Finding candidates for the designated hitter duties shouldn't be hard for Hartman and his staff, but deciding which candidate to use might be. One of their first choices may be the right-handed hitting Daly. The coaches can also choose from Toregas, McDonald, Bowers or English if they want a right-handed hitter. Kalish, Musialowski and Adams are available as left-handed hitters.

"I'm hoping we get the opportunity to use a lot of our young players before conference play begins," Hartman says. "Sometime during the season, I'm sure our youth is going to catch up with us, but we need to find out how good these young players really are.

"Overall, I think our offense will be as good or better than last year. I feel the same way about our defense. But day in, day out, I believe you can say that we will go as our pitching goes."

Hartman and his staff have been here before. The Tech skipper is expecting some bumps. He also knows that the end result can be well worth the challenge.

2003 Virginia Tech roster

No.	Name (vl)	Cl.	B/T	Pos.	Ht.	Wt.	B'date	Hometown	High School
2	Nicky Bowers	Fr.	R/R	P/OF	6-0	170	8/26/84	Stuart, Va.	Patrick County
3	Spencer Harris***	Sr.	R/R	INF	6-1	190	11/23/80	Louisa, Ky.	Lawrence County
4	Joel Miller	Fr.	R/R	OF	6-2	180	3/15/84	Dumfries, Va.	C.D. Hylton
5	Tom Blaszak*	So.	R/R	INF	5-7	142	9/20/83	Blacksburg, Va.	Blacksburg
7	Marc Tugwell***	Sr.	R/R	INF	6-0	190	4/16/81	Springfield, Va.	West Springfield
8	Sheldon Adams	Fr.	L/L	OF	5-11	180	12/22/83	Big Stone Gap, Va.	Powell Valley
9	M.J. Hurley	Fr.	R/R	P	6-5	212	3/11/84	Wilmington, N.C.	Hoggard
10	Adam Redd	Fr.	R/R	P	5-10	175	5/3/84	Dumfries, Va.	C.D. Hylton
11	Jay Musialowski	Jr.	L/R	P/INF	6-1	180	2/17/82	Depew, N.Y.	Canisius
12	Jed English***	Sr.	R/R	C	5-10	205	1/26/81	Alexandria, Va.	West Potomac
13	Seth Bandy**	r-Jr.	R/L	P	6-0	185	5/21/81	Pembroke, Va.	Giles
14	Matt Kalish*	So.	L/L	OF	6-0	170	9/21/82	Miami, Fla.	Killian
15	Philip Beall	Fr.	R/R	OF	5-10	170	2/17/84	Dumfries, Va.	C.D. Hylton
16	Eddie Ashwell	Fr.	R/R	P	6-0	180	8/5/84	Westminster, Md.	Westminster
17	Jeff Landing*	So.	R/R	P	6-3	185	7/31/83	Jamestown, N.C.	Southwest Guilford
18	Brad Bauder***	Sr.	R/R	OF	6-0	195	9/9/81	Ashburn, Va.	Broad Run
19	Chris Winterfeldt**	r-Sr.	L/L	INF	6-1	185	6/29/80	Lynchburg, Va.	Jefferson Forest
20	Andrew Wells	Fr.	L/L	P	6-3	210	6/6/83	Alexandria, Va.	St. Stephen's
21	Brett Cory*	So.	R/R	P	6-2	205	3/27/83	Midlothian, Va.	Midlothian
22	Jake Chaney	Jr.	R/R	P	6-2	215	10/29/81	Blowing Rock, N.C.	Watauga
23	Mike Crisci**	r-Sr.	R/R	P	5-10	180	3/4/80	Springfield, Va.	West Springfield
24	Scott Stoehr	Fr.	R/R	P	6-1	178	10/11/83	Timberville, Va.	Broadway
25	Joe Daly	Fr.	R/R	C/UTIL	5-10	195	6/23/84	Danville, Va.	George Washington
26	Josh Biber*	Jr.	R/R	P	6-4	210	12/11/81	Succasunna, N.J.	Roxbury
27	Chris Stanton*	So.	R/R	INF/OF	6-2	175	4/4/83	Centreville, Va.	Centreville
28	Jeff Monaco	r-Fr.	R/R	INF	5-11	172	9/12/83	Matthews, N.C.	Unionville (Pa.)
29	Ryan Kennedy	r-Fr.	R/L	P	6-0	185	4/18/83	Punta Gorda, Fla.	Charlotte
32	Billy Hardee	r-Sr.	R/R	OF	5-11	203	6/30/80	Winter Haven, Fla.	Winter Haven
33	Matt Dalton*	r-Sr.	R/R	P	6-4	200	9/21/79	Monroeville, Pa.	Gateway
34	David McDonald*	So.	R/R	INF	6-2	205	9/20/82	Phoenix, Ariz.	Chaparral
35	Wyatt Toregas*	So.	R/R	C	5-11	190	12/2/82	Ashburn, Va.	South Lakes
36	David Londrey	r-Fr.	R/R	C	6-4	211	10/4/82	Richmond, Va.	Douglas Freeman

vl- varsity letters; r- redshirt

- Head Coach:** 1 Chuck Hartman (UNC, '57)
Assistants: 6 Jay Phillips (Virginia Tech, '82)
 30 Jon Hartness (Virginia Tech, '87)
Volunteer Coach: 31 Javier Solis (Hardin-Simmons '98)
Athletic Trainer: Jimmy Lawrence (Emory & Henry, '79)
Co-Captains: 3 Spencer Harris, 18 Brad Bauder

ROSTER BREAKDOWN

By State

Virginia	19
North Carolina	4
Florida	3
Pennsylvania, New York, Maryland, Kentucky, New Jersey, Arizona	1

By Class

Seniors	8
Juniors	4
Sophomores	7
Freshmen	13

PRONUNCIATION GUIDE

Brad BAUDER	BAWD-er
Philip BEALL	beale
Josh BIBER	BYE-ber
Tom BLASZAK	blay-ZAK
Mike CRISCI	cree-SHE
Joe DALY	daily
Billy HARDEE	har-DEE
Matt KALISH	KAY-lish
Jay MUSIALOWSKI	muse-uh-LAOW-ski
Scott STOHR	store
Wyatt TOREGAS	tore-A-gus

2002 game-by-game results

Record: 33-26-0

Home: 18-12

Away: 10-11

Neutral: 5-3

BIG EAST: 18-8-0

Date	Opponent	Score	r-h-e	r-h-e	Innings	Overall	BIG EAST	Pitcher of Record
† Feb 22, 2002	vs Western Carolina	W 5-1	5-10-0	1-11-1	9	1-0-0	0-0-0	Saunders (W 1-0)
† Feb 23, 2002	at Citadel	W 12-3	12-11-1	3-7-3	9	2-0-0	0-0-0	Runyon (W 1-0)
† Feb 24, 2002	vs Old Dominion	1-2 L	1-5-3	2-9-2	9	2-1-0	0-0-0	Pinkman (L 0-1)
Mar 01, 2002	Western Michigan	W 6-5	6-8-0	5-7-2	9	3-1-0	0-0-0	Saunders (W 2-0)
Mar 03, 2002	Western Michigan	8-10 L	8-12-1	10-16-0	7	3-2-0	0-0-0	Runyon (L 1-1)
Mar 03, 2002	Western Michigan	W 12-7	12-17-2	7-15-0	8	4-2-0	0-0-0	Bush (W 1-0)
Mar 06, 2002	at Charlotte	W 7-5	7-9-0	5-11-0	9	5-2-0	0-0-0	Saunders (W 3-0)
Mar 08, 2002	UNC Wilmington	7-8 L	7-11-0	8-13-2	9	5-3-0	0-0-0	Pinkman (L 0-2)
Mar 09, 2002	UNC Wilmington	4-11 L	4-12-1	11-17-0	9	5-4-0	0-0-0	Bush (L 1-1)
Mar 13, 2002	at Va. Commonwealth	0-8 L	0-1-3	8-13-0	9	5-5-0	0-0-0	Runyon (L 1-2)
Mar 14, 2002	at Richmond	5-14 L	5-11-1	14-15-0	9	5-6-0	0-0-0	Cory (L 0-1)
Mar 15, 2002	LeMoyne	W 9-5	9-14-1	5-7-4	9	6-6-0	0-0-0	Pinkman (W 1-2)
Mar 16, 2002	LeMoyne	10-15 L	10-14-2	15-20-3	(11)	6-7-0	0-0-0	Dalton (L 0-1)
Mar 21, 2002	at James Madison	4-8 L	4-12-4	8-10-0	9	6-8-0	0-0-0	Williams (L 0-1)
* Mar 21, 2002	Pittsburgh	7-10 L	7-9-3	10-12-2	7	6-9-0	0-1-0	Landing (L 0-1)
* Mar 23, 2002	Pittsburgh	2-5 L	2-8-1	5-10-1	9	6-10-0	0-2-0	Bush (L 1-2)
* Mar 24, 2002	Pittsburgh	W 8-5	8-7-2	5-8-4	9	7-10-0	1-2-0	Saunders (W 2-2)
* Mar 28, 2002	Rutgers	W 2-1	2-9-2	1-5-0	7	8-10-0	2-2-0	Runyon (W 3-2)
* Mar 28, 2002	Rutgers	W 17-8	17-13-1	8-11-2	9	9-10-0	3-2-0	Bush (W 2-2)
* Mar 30, 2002	Seton Hall	2-4 L	2-8-2	4-8-1	7	9-11-0	3-3-0	Runyon (L 3-3)
* Mar 30, 2002	Seton Hall	W 9-7	9-9-1	7-13-0	9	10-11-0	4-3-0	Pinkman (W 2-2)
Apr 01, 2002	at Radford	W 7-1	7-10-2	1-6-1	9	11-11-0	4-3-0	Saunders (W 4-0)
Apr 02, 2002	Charlotte	W 8-2	8-16-1	2-5-1	9	12-11-0	4-3-0	Bush (W 3-2)
Apr 03, 2002	James Madison	12-26 L	12-16-2	26-23-2	9	12-12-0	4-3-0	Runyon (L 3-4)
* Apr 06, 2002	at Villanova	W 3-0	3-8-0	0-6-1	7	13-12-0	5-3-0	Saunders (W 5-0)
* Apr 06, 2002	at Villanova	W 2-0	2-6-1	0-7-1	9	14-12-0	6-3-0	Bush (W 4-2)
* Apr 07, 2002	at Villanova	W 10-9	10-16-1	9-12-3	(10)	15-12-0	7-3-0	Dalton (W 1-1)
Apr 10, 2002	Virginia	10-16 L	10-17-7	16-12-2	9	15-13-0	7-3-0	Landing (L 0-2)
* Apr 12, 2002	at Notre Dame	1-2 L	1-9-3	2-13-2	(11)	15-14-0	7-4-0	Crisci (L 0-1)
* Apr 12, 2002	at Notre Dame	2-4 L	2-9-3	4-8-1	9	15-15-0	7-5-0	Bush (L 4-3)
* Apr 14, 2002	at St. John's	1-2 L	1-3-0	2-5-0	7	15-16-0	7-6-0	Runyon (L 3-5)
* Apr 14, 2002	at St. John's	W 8-5	8-15-1	5-8-3	9	16-16-0	8-6-0	Biber (W 1-0)
Apr 16, 2002	Radford	W 11-1	11-12-0	1-6-2	9	17-16-0	8-6-0	Landing (W 1-2)
Apr 17, 2002	at Wake Forest	5-6 L	5-9-1	6-12-0	9	17-17-0	8-6-0	Pinkman (L 2-3)
Δ Apr 18, 2002	vs Virginia	W 8-2	8-10-1	2-11-3	9	18-17-0	8-6-0	Cory (W 1-1)
* Apr 20, 2002	at Georgetown	W 7-6	7-13-3	6-10-1	(9)	19-17-0	9-6-0	Dalton (W 2-1)
* Apr 20, 2002	at Georgetown	W 10-5	10-14-0	5-9-3	9	20-17-0	10-6-0	Runyon (W 4-5)
* Apr 21, 2002	at Georgetown	W 35-4	35-37-1	4-10-3	9	21-17-0	11-6-0	Saunders (W 6-0)
§ Apr 23, 2002	vs East Tennessee St.	W 8-5	8-11-2	5-11-2	9	22-17-0	11-6-0	Landing (W 2-2)
Apr 24, 2002	Wake Forest	3-10 L	3-8-3	10-14-2	9	22-18-0	11-6-0	Runyon (L 4-6)
Apr 26, 2002	Liberty	6-8 L	6-10-5	8-15-1	9	22-19-0	11-6-0	Saunders (L 6-1)
Apr 27, 2002	at Liberty	6-7 L	6-8-0	7-9-1	9	22-20-0	11-6-0	Bush (L 4-4)
Apr 30, 2002	at Virginia	7-8 L	7-10-0	8-16-3	(10)	22-21-0	11-6-0	Dalton (L 2-2)
May 01, 2002	VMI	W 7-5	7-9-1	5-8-1	9	23-21-0	11-6-0	Biber (W 2-0)
* May 04, 2002	Connecticut	W 6-3	6-6-0	3-9-2	7	24-21-0	12-6-0	Saunders (W 7-1)
* May 04, 2002	Connecticut	W 7-1	7-12-1	1-5-4	9	25-21-0	13-6-0	Bush (W 5-4)
* May 05, 2002	Connecticut	W 12-4	12-14-3	4-10-0	9	26-21-0	14-6-0	Runyon (W 5-6)
May 09, 2002	Richmond	14-19 L	14-10-0	19-21-6	9	26-22-0	14-6-0	Biber (L 2-1)
* May 11, 2002	at Boston College	1-8 L	1-4-1	8-10-1	7	26-23-0	14-7-0	Saunders (L 7-2)
* May 11, 2002	at Boston College	W 15-8	15-14-1	8-13-4	9	27-23-0	15-7-0	Bush (W 6-4)
* May 12, 2002	at Boston College	0-2 L	0-3-1	2-5-1	9	27-24-0	15-8-0	Runyon (L 5-7)
May 14, 2002	High Point	W 13-6	13-20-1	6-12-2	9	28-24-0	15-8-0	Pinkman (W 3-3)
May 15, 2002	Va. Commonwealth	W 3-2	3-9-1	2-7-1	9	29-24-0	15-8-0	Landing (W 3-2)
* May 18, 2002	West Virginia	W 6-0	6-9-1	0-3-0	7	30-24-0	16-8-0	Saunders (W 8-2)
* May 18, 2002	West Virginia	W 14-6	14-14-2	6-11-4	9	31-24-0	17-8-0	Cory (W 2-1)
* May 19, 2002	West Virginia	W 12-8	12-15-1	8-14-0	9	32-24-0	18-8-0	Runyon (W 6-7)
‡ May 23, 2002	vs Boston College	W 2-1	2-5-0	1-4-2	9	33-24-0	18-8-0	Saunders (W 9-2)
‡ May 24, 2002	vs Notre Dame	4-8 L	4-9-2	8-7-2	9	33-25-0	18-8-0	Pinkman (L 3-4)
‡ May 24, 2002	vs Rutgers	2-6 L	2-9-3	6-10-1	9	33-26-0	18-8-0	Bush (L 6-5)

* Conference game

† Berkeley Cooperative Challenge, Charleston, S.C.

Δ Salem, Va.

§ Kingsport, Tenn.

‡ BIG EAST Championship, Bridgewater, N.J.

BATTING

Player	AVG	GP	GS	AB	R	H	2B	3B	HR	RBI	TB	SLG%	BB	HBP	SO	GDP	OB%	SF	SH	SB	SBA
John West	.378	59	59	217	46	82	15	0	8	53	121	.558	36	6	46	4	.477	1	3	12	14
Wyatt Toregas	.347	58	51	216	38	75	15	4	8	51	122	.565	15	4	27	6	.397	2	0	0	3
Marc Tugwell	.342	56	56	231	50	79	14	3	5	47	114	.494	16	9	17	6	.402	3	2	12	16
Brad Bauder	.338	58	57	228	55	77	21	1	14	60	142	.623	21	7	53	6	.407	2	2	5	7
Jed English	.312	54	51	192	37	60	14	0	3	31	83	.432	14	8	21	6	.380	2	2	1	1
Chris Winterfeldt	.306	58	52	193	38	59	6	0	3	21	74	.383	19	6	37	3	.384	1	7	9	15
Spencer Harris	.292	59	59	219	39	64	12	3	5	40	97	.443	14	4	39	4	.343	2	5	10	12
Chris Hutchison	.258	52	48	182	31	47	10	2	6	32	79	.434	14	0	49	1	.308	2	0	5	8
Chris Stanton	.248	53	43	149	38	37	3	2	1	24	47	.315	13	15	23	1	.365	1	10	12	18
<hr/>																					
Mike Williams	.333	5	0	3	1	1	0	0	0	0	1	.333	1	0	2	0	.500	0	0	0	0
David McDonald	.300	28	16	60	14	18	7	1	2	5	33	.550	11	4	21	2	.440	0	0	0	0
Pat Pinkman	.286	9	8	28	2	8	1	0	0	3	9	.321	0	0	7	2	.286	0	0	0	0
Brian Copeland	.278	32	19	72	18	20	4	1	0	10	26	.361	12	2	12	1	.391	1	0	2	2
Tom Blaszak	.235	18	3	17	9	4	0	0	0	3	4	.235	1	1	6	0	.300	1	0	1	2
Matt Kalish	.205	20	9	39	9	8	2	0	0	2	10	.256	4	0	14	1	.279	0	1	0	0
Jeff Landing	.000	1	0	1	0	0	0	0	0	0	0	.000	0	0	1	0	.000	0	0	0	0
Totals	.312	59	59	2047	425	639	124	17	55	382	962	.470	191	66	375	43	.386	18	32	69	98
Opponents	.304	59	59	2021	358	615	118	12	59	328	934	.462	165	37	425	46	.363	27	33	62	85

LOB - Team (445), Opp (406).
DPs turned - Team (59), Opp (50).
CI - Team (4), English 4, Opp (5).
IBB - Team (5), Hutchison 2, Tugwell 1, Harris 1, Toregas 1, Opp (6).
Picked off - Stanton 3, Winterfeldt 2, Tugwell 2, Toregas 1, Kalish 1, Bauder 1, Harris 1.



MATT KALISH

PITCHING

Player	ERA	W	L	APP	GS	CG	SHO/CBO	SV	IP	H	R	ER	BB	SO	HR	AB	B/Avg	WP	HBP	BK	
Joe Saunders	2.86	9	2	15	14	5	2	0	97.2	103	42	31	22	102	5	382	.270	4	4	1	
Matt Dalton	3.45	2	2	27	0	0	0	1	9	28.2	21	14	11	10	25	0	101	.208	4	6	0
Jason Bush	4.71	6	5	15	15	2	0	1	0	101.1	122	62	53	22	73	14	405	.301	6	2	0
Brett Cory	5.17	2	1	20	3	1	0	1	1	38.1	54	23	22	12	30	3	161	.335	4	2	0
Pat Pinkman	5.80	3	4	21	2	0	0	1	2	45.0	52	31	29	11	33	4	166	.313	1	7	2
Jeff Landing	5.91	3	2	14	6	1	0	0	0	45.2	58	36	30	14	26	8	185	.314	4	5	1
Chip Runyon	6.19	6	7	18	16	1	0	0	0	84.1	108	69	58	31	87	15	341	.317	10	4	1
Mike Crisci	7.78	0	1	17	0	0	0	0	3	19.2	20	21	17	12	11	2	76	.263	3	1	0
Josh Biber	8.07	2	1	12	3	0	0	0	0	29.0	41	28	26	16	24	3	117	.350	1	3	0
Drew Henigin	9.31	0	0	8	0	0	0	0	0	9.2	16	13	10	4	7	3	45	.356	0	1	0
Jimmy Gulden	19.29	0	0	6	0	0	0	0	0	7.0	16	15	15	10	5	2	35	.457	6	2	0
Mike Williams	27.00	0	1	2	0	0	0	0	0	1.1	4	4	4	1	2	0	7	.571	1	0	0
Totals	5.42	33	26	59	59	10	3	1	15	507.2	615	358	306	165	425	59	2021	.304	44	37	5
Opponents	6.44	26	33	59	59	9	2	0	10	496.1	639	425	355	191	375	55	2047	.312	60	66	8


PB - Team (6), English 3, Toregas 2, Copeland 1, Opp (11). **Pickoffs** - Team (19), Pinkman 12, Landing 2, Runyon 1, Crisci 1, Henigin 1, Toregas 1, English 1, Opp (11). **SBA/ATT** - English (46-59), Runyon (12-21), Toregas (13-18), Bush (14-16), Landing (8-12), Saunders (9-11), Cory (6-7), Dalton (5-5), Copeland (3-5), Biber (2-4), Pinkman (3-4), Henigin (1-2), Gulden (1-2), Crisci (1-1).

2002 statistics

FIELDING

(Sorted by fielding percentage)

Player	C	PO	A	E	FLD%	DPs
Jeff Landing	16	5	11	0	1.000	0
Matt Dalton	7	1	6	0	1.000	0
Brett Cory	7	0	7	0	1.000	0
Josh Biber	4	0	4	0	1.000	0
Mike Williams	2	2	0	0	1.000	0
Jimmy Gulden	2	1	1	0	1.000	0
Wyatt Toregas	132	115	16	1	.992	1
Brad Bauder	125	122	2	1	.992	1
Chris Winterfeldt	438	408	24	6	.986	46
David McDonald	120	111	7	2	.983	7
Chris Hutchison	58	53	4	1	.983	0
Jed English	346	308	28	10	.971	2
Marc Tugwell	266	111	146	9	.966	42
Brian Copeland	50	44	4	2	.960	0
Chris Stanton	67	59	4	4	.940	0
John West	159	37	112	10	.937	7
Joe Saunders	31	3	26	2	.935	1
Tom Blaszak	26	10	14	2	.923	6
Spencer Harris	266	85	160	21	.921	43
Pat Pinkman	51	22	24	5	.902	3
Chip Runyon	19	5	12	2	.895	0
Jason Bush	9	1	7	1	.889	0
Matt Kalish	22	18	0	4	.818	0
Mike Crisci	8	1	5	2	.750	1
Drew Henigin	4	1	1	2	.500	0
Totals	2235	1523	625	87	.961	59
Opponents	2244	1489	659	96	.957	50



JOSH BIBER



DAVID McDONALD

MISCELLANEOUS


MULTIPLE-HIT GAMES

	2	3	4	5+	Tot
John West	21	1	3	1	26
Brad Bauder	15	5	1	1	22
Marc Tugwell	14	4	2	2	22
Wyatt Toregas	12	4	4	1	21
Jed English	16	2	1	-	19
Chris Winterfeldt	13	2	2	-	17
Spencer Harris	11	3	1	-	15
Chris Hutchison	12	2	-	-	14
Chris Stanton	5	2	1	-	8
Brian Copeland	3	-	1	-	4
David McDonald	2	2	-	-	4
Pat Pinkman	1	-	-	-	1
Tom Blaszak	1	-	-	-	1
Matt Kalish	1	-	-	-	1
TEAM	127	27	16	5	175

MULTIPLE-RBI GAMES

	2	3	4	5+	Tot
Wyatt Toregas	9	4	2	1	16
John West	11	2	1	1	15
Marc Tugwell	9	4	-	1	14
Brad Bauder	5	4	3	1	13
Spencer Harris	11	1	1	-	13
Chris Hutchison	5	1	1	-	7
Chris Stanton	4	2	-	-	6
Jed English	4	1	-	1	6
Chris Winterfeldt	3	1	1	-	5
Brian Copeland	-	1	-	-	1
Matt Kalish	1	-	-	-	1
David McDonald	1	-	-	-	1
Tom Blaszak	1	-	-	-	1
TEAM	64	21	9	5	99

Chuck Hartman ▶ head coach



COACH CHUCK HARTMAN IS ONE OF COLLEGE BASEBALL'S TOP GOODWILL AMBASSADORS.

Even before the first pitch of the 2003 college baseball season is thrown, Virginia Tech head coach Chuck Hartman already stands as a big winner. In January, Hartman was notified that he had been selected for induction into the American Baseball Coaches Association Hall of Fame in January 2004.

The notification followed closely on the heels of Hartman's induction into the Virginia Tech Sports Hall of Fame in November, and is magnified by the fact that he is already a member of the National Association of Intercollegiate Athletics Hall of Fame. He was inducted into the NAIA Hall in 1989 for his achievements at High Point College (now University), where he coached for 19 years before coming to Tech in 1979.

Hartman has attained every coach's dream. He has earned the highest recognition a coach can receive.

The Tech skipper's widespread recognition has come not only because he has been one of the best at winning on the playing field, but also because he has always been a credit to the game he loves when he's off the field.

Hartman is entering his 25th season at Virginia Tech and his 44th season overall.

His 1,338 career wins rank him third among active Division I baseball coaches in victories and place him fourth all-time. Hartman's overall coaching record is 1,338-705-8, while his current record at Tech is 855-480-8.

Hartman and the Hokies have enjoyed some of their greatest success in recent years. Last season, Tech shared the regular-season BIG EAST Conference championship with Notre Dame. In 2001, the Hokies posted four wins against Notre Dame and finished second in the BIG EAST Tournament. Tech won the Atlantic 10 Conference Tournament in 2000, 1999 and 1997, earning a berth in an NCAA Regional each year. During the Hokies' 1997 NCAA appearance, Hartman's Tech baseball squad upset 10th-ranked Southern California in the opening game of the South II Regional. In 1996, Hartman was inducted into the Salem-Roanoke Baseball Hall of Fame and his Hokies won the A-10 West Division title. After directing the Hokies to a share of the 1995 Metro Conference regular-season championship, Hartman was voted the league's coach of the year. And in 1994, Hartman guided the Hokies to a Metro Tournament title and an NCAA bid.

One of the veteran coach's crowning achievements came in 1992 when he became just the ninth baseball coach in Division I history to win 1,000 games. The milestone victory came when Tech defeated Liberty University, 11-4, on April 27, and was sweetened by the fact it occurred during the Hokies' 100th year of baseball.

Hartman's success has been built on more than wins.

Continued on following page

TOP DIVISION I BASEBALL COACHES BY VICTORIES

(Rankings prior to start of 2003 season)

ACTIVE

Augie Garrido, Texas	1,380
Gene Stephenson, Wichita State	1,357
Chuck Hartman, Virginia Tech	1,338
Larry Hays, Texas Tech	1,320
Larry Cochell, Oklahoma	1,246

ALL-TIME

Cliff Gustafson, Texas	1,427
Augie Garrido, Texas	1,380
Gene Stephenson, Wichita State	1,357
Chuck Hartman, Virginia Tech	1,338
Rod Dedeaux, Southern Cal	1,332

Chuck Hartman ▶ head coach

HARTMAN'S CAREER

43 SEASONS AS HEAD COACH

AT COLLEGE LEVEL:

1,338-705-8

19 YEARS AT

HIGH POINT COLLEGE:

1960	8-13	
1961	9-14	
1962	13-14	
1963	13-12	
1964	16-13	
1965	18-13	Carolinas Conference champs
1966	23-11	
1967	29- 9	Carolinas Conference champs
1968	19-20	
1969	27-16	Carolinas Conference champs
1970	30- 9	Carolinas Conference champs
1971	35-11	CC champs; District 26 champs; Area VII runner-up
1972	34- 9	CC champs; District champs; Area champs; NAIA Nationals; ranked 5th nationally
1973	32-11	CC champs; ranked 16th nationally
1974	32-10	District champs; Area champs; NAIA Nationals; ranked 5th nationally
1975	42- 6	CC champs, District champs; Area runner-up; ranked 9th nationally
1976	34-13	Ranked 12th nationally
1977	37-12	CC champs; ranked 10th nationally
1978	32- 9	CC champs; District champs; ranked 9th nationally

Tot. 483-225

24 YEARS AT VIRGINIA TECH:

1979	28-14	State champs
1980	30-18	
1981	48- 9	State champs; Metro champs; ranked 20th nationally
1982	50- 9	State champs; ranked 9th nationally
1983	34-14	
1984	41-17	
1985	50-16-1	Ranked 24th nationally
1986	38-21	
1987	32-16-1	
1988	40-20	
1989	35-22	
1990	36-22	
1991	24-30	
1992	34-17-1	
1993	34-15	
1994	32-26	Metro Tournament champs; NCAA
1995	34-24	Tied for 1st in Metro (Reg. season)
1996	35-24	Atlantic 10 West Division champs
1997	34-28	A-10 Tournament champs; NCAA
1998	28-22-2	
1999	42-17	A-10 Tournament champs; NCAA
2000	35-24-2	A-10 Tournament champs; NCAA
2001	29-28-1	
2002	33-26	Tied for 1st in BIG EAST (Reg. season)

Tot. 855-480-8




It has been built on his extensive knowledge of the game and his aggressive coaching style. It's been built on his personable, open-door approach as a "players' coach." It's been built on the respect and admiration he's earned as one of college baseball's top goodwill ambassadors.

Hartman's many contributions to baseball have been widely recognized. The Home Plate Club of the Washington (D.C.) metropolitan area has presented him a prestigious Lifetime Achievement in Baseball Award. He has also received the Willie Duke Lifetime Achievement Award presented by the Raleigh (N.C.) Hot Stove League. In 1986, Hartman was voted the Division I Baseball Coach of the Year in Virginia by the state college sports information directors, an honor he garnered again in 1992, 1993 and 1997. In 1989 and again in 1995, Hartman was named the Metro Conference Baseball Coach of the Year.

In 1984, Hartman was named to the coaching staff of the United States All-Star team that competed in the World Amateur Championships in Cuba. During the summer of 1985, he was in charge of the offense for the USA baseball team that toured Korea, Japan, the United States and played in the Intercontinental Cup in Canada.

During his tenure at Virginia Tech, Hartman has had five players compete for the United States in international competition and 10 players earn All-America honors. In the fall of 1991, Tech pitcher Brad Clontz competed in the inaugural USA Baseball Trials for Olympic candidates. Over Tech's 17-year association with the Metro Conference, 46 different Tech players earned All-Metro Conference honors under Hartman. In 1996, the Hokies' first season in the Atlantic 10 Conference, Tech outfielder Kevin Barker was the league's player of the year. Following the 1998 season, outfielder Matt Griswold earned the same honor and freshman pitcher Pat Pinkman was the

league's rookie of the year. In 1999, Tech freshman pitcher Jason Bush was the A-10 rookie of the year. Tech players



CHUCK HARTMAN, SHOWN WITH DIRECTOR OF ATHLETICS JIM WEAVER, WAS INDUCTED INTO THE VIRGINIA TECH SPORTS HALL OF FAME ON NOV. 1, 2002.

were named the MVP of the Atlantic 10 Championships in 1999 and 2000.

During his coaching career, Hartman has had four players drafted in the first round (three of whom were not drafted out of high school) and a total of 75 players sign with the pros, including 51 at Tech. One of his Tech players, pitcher Brad DuVall, was a first-round pick in 1987 and '88.

As a player, Hartman made his mark at the University of North Carolina through determination and hard work. He graduated from UNC in 1957 with a B.A. in physical education and earned a master's degree in education from Carolina a year later.

In 1958, Hartman landed a job as tennis coach and assistant basketball coach at High Point College. He also helped out in baseball, where, in the middle of the 1959 season, the head coach resigned.

When Hartman assumed the head coaching duties, High Point had won just eight games in the previous three seasons. By his sixth year, the Panthers won the Carolinas Conference championship, the first baseball title ever for the school.

Before he left High Point to move to Tech in 1979, Hartman directed his teams to 10 conference titles, five district championships and twice led a team to the NAIA National Tournament. His High Point clubs posted nine consecutive seasons of 30 wins or more, and six of his players earned All-America recognition.

Hartman was named the Carolinas Conference Coach of the Year five times, District 26 Coach of the Year six times and the NAIA Area VII Coach of the Year in 1976. He

was named to the Gaston (N.C.) County Hall of Fame in 1979.

In his first four seasons at Tech, Hartman directed the Hokies to three state championships before the competition was discontinued. His 1981 squad won a school-record 48 games, only to be outdone by his 1982 and 1985 teams, which each registered 50 victories.

Three of Hartman's Tech teams have finished the season ranked in the national polls. The 1981 team was ranked 20th by *Baseball America* and 29th by *Collegiate Baseball*. The Hokies' 1982 team finished ninth in the *Baseball America* poll, while the 1985 squad was rated 24th by the same publication. Hartman's Tech teams have won 30 or more games in 20 of his 24 seasons at the school and 40 or more games on six occasions. Fifteen of Tech's last 22 teams have hit .300 or better.

Tech has finished second nationally in home runs on three occasions during Hartman's tenure — 1982, 1986 and 1988. The Hokies have finished among the top 12 teams in homers eight times under Hartman and have finished nationally ranked in scoring six times and slugging percentage four times. Hartman's 1981 Tech team ranked fourth nationally in batting and third in both home runs and scoring. In 1995, the Hokies finished the season ranked 12th in home runs, 15th in fielding percentage and 22nd in double plays.

Hartman is married to the former Ellen Eaves of High Point. He is an avid golfer, hunter and fisherman, and was a collegiate basketball official for more than 20 years before retiring in 1987.



CHUCK HARTMAN TALKS WITH PITCHER BRAD DUVAL, A TWO-TIME, FIRST-ROUND DRAFT PICK.

HARTMAN'S PRO SIGNEES

HIGH POINT COLLEGE

- 1962 Bob Boles (Giants)
- 1964 Joe Keith (Pirates)
- 1965 Joe Forte (Reds)
- 1967 Forrest Dover (Mets)
- 1968 Ray Blossie (Tigers)
- 1969 Don Hickey (Orioles)
- 1970 John Euler (Orioles)
- Nick Periozzo (Padres)
- 1971 Fred Grice (Senators)
- David Mitcham (Giants)
- 1972 Ron Slingerman (White Sox)
- Bob Hickey (Indians)
- Bill Hegland (Astros)
- 1973 Bill Updegraff (Athletics)
- Dean Boger (Athletics)
- Joe Turnbull (Pirates)
- 1974 Bob Worthington (Rangers)
- Burke Suter (Red Sox)
- 1975 Otis Foster (Red Sox)
- Al Brumfield (Padres)
- 1976 Dan England (Cubs)
- 1977 Billy Sorrell (Yankees)
- 1978 Kevin Keene (Yankees)
- Jim Mugele (Reds)

VIRGINIA TECH

- 1979 Dave Grier (Brewers)
- Harold Williams (Braves)
- 1980 Mike Rhodes (Cardinals)
- 1982 Franklin Stubbs (Dodgers)
- Brian Rupe (Twins)
- Jay Phillips (Royals)
- 1982 Ray Perkins (Astros)
- Jimmy Foit (Rangers)
- Jim Stewart (Twins)
- 1982 Mark Krynitsky (Brewers)
- 1983 Rick Knapp (Rangers)
- 1983 John Patton (Rangers)
- Wayne King (Rangers)

VIRGINIA TECH

- 1985 Bean Stringfellow (Braves)
- Billy Plante (Red Sox)
- 1986 George Canale (Brewers)
- Tim Buheller (Red Sox)
- David Potts (Astros)
- 1988 Brad DuVall (Cardinals)
- Trey McCoy (Rangers)
- Greg Ferguson (Athletics)
- Randy Berlin (Cardinals)
- 1989 Mike Conte (Athletics)
- Casey Waller (Phillies)
- 1990 Mike Williams (Phillies)
- Greg Margheim (Reds)
- Len Wentz (Reds)
- 1991 Clint Creed (Expos)
- Joe McIntyre (Phillies)
- 1992 Brad Clontz (Braves)
- Josh Haggas (Mets)
- Les Jennette
- (Salt Lake/Independent)
- 1993 Dee Dalton (Cardinals)
- J.R. Hawkins (Dodgers)
- 1994 Denny Hedspeth (Dodgers)
- 1995 Bo Durkac (Diamondbacks)
- 1996 Kevin Barker (Brewers)
- Brian Fitzgerald (Mariners)
- Charlie Gillian (Twins)
- 1997 Denny Wagner (Athletics)
- Kevin Kurilla (Phillies)
- Kris Turberville (Reds)
- 1998 Jon Hand (Cardinals)
- 1999 Austin Rappé (White Sox)
- Barry Gauch (White Sox)
- Matt Griswold (Orioles)
- 2000 Larry Bowles (Angels)
- 2001 Ian Ostlund (Tigers)
- 2002 Joe Saunders (Angels)
- Jason Bush (Marlins)
- Chip Runyon (Royals)

coaching staff

JAY PHILLIPS ► ASSISTANT COACH

Jay Phillips, whose work on the recruiting trails has helped Virginia Tech to four NCAA appearances and championships in three different conferences during the past nine years, is entering his 12th season as a full-time assistant on Coach Chuck Hartman's staff. Phillips' duties include coordinating the Hokies' recruiting efforts, coaching the infielders and overseeing the overall defense.

"Jay works extremely hard in recruiting and has a broad knowledge of infield play," says Hartman. "He also has a lot to do with the closeness and camaraderie we've had on our teams. His greatest assets are his enthusiasm and his ability to communicate with people. He was an outstanding player at


Tech and now he is an outstanding coach here."

Defensively, the Hokies have fielded .960 or better as a team in seven of Phillips' 11 seasons. During the 2001 season, Tech finished second in the BIG EAST Conference in fielding with a .965 mark and led the league in double plays with 63. In 2000, Tech set a school record for double plays with 66. The 1996 Hokies led the Atlantic 10 Conference with a fielding mark of .961, while during the 1995 season, Tech turned 61 double plays and ranked 15th nationally with a school-record .968 team fielding percentage.

Phillips was a four-year letterman and three-year starter for Hartman at Tech from 1979 through 1982. The Fairfax, Va., native earned All-

Metro Conference honors at third base as a sophomore, before moving to second base for his last two seasons. He hit .338 during his Tech career and still ranks fourth among the Hokies' all-time stolen base leaders with 82. Tech compiled a 156-50 record during Phillips' four years, including a 98-18 record over his last two seasons.

Phillips was drafted by the Kansas City Royals in 1982 and spent three years in the Royals' organization and one in the Milwaukee Brewers' system. He returned to Tech as a graduate assistant on the coaching staff for the 1987-88 school year. He was an assistant coach at Oakton High School for one season before moving to George Mason University



as an assistant in June 1989. Phillips was a member of the GMU staff for two years prior to accepting his current position at Tech in August 1991.

Phillips, who holds a bachelor's degree in history from Tech, is married to the former Kathy Morris of Newport News, Va. They have a daughter, Jordan, 16, and a son, Joey, 12.

JON HARTNESS ► ASSISTANT COACH

Jon Hartness is entering his 13th season on Coach Chuck Hartman's staff at Virginia Tech. Hartness, who coached Tech's pitchers for nine years, is in his second season working with the Hokies' hitters. He also coaches the outfielders.

Last year, under Hartness' watchful eye, Tech led the BIG EAST in batting during conference games with a .323 team average. The Hokies hit .312 overall for the season and were second in the conference in runs scored. Five of the team's seven non-freshman starters turned in their best offensive seasons.

"Every time Jon has taken on a new duty at Virginia Tech he has been successful," says Hartman, who works with the pitchers. "He did a good job with our outfielders when he first joined the staff and he has



done an outstanding job with our pitchers. Now we are hoping his work with our hitters will help our offense become more productive."

Hartness, a former pitcher for Hartman and the Hokies, joined the Tech coaching staff in 1990 and coached the outfielders. In 1991, he took on the added responsibility of setting the Hokies' defense during

games. The following year, he began working primarily with Tech's pitching staff.

During his nine years as pitching coach, Hartness worked with first-round draft picks Joe Saunders and Denny Wagner. He also worked with Tech's top-winning left-hander, Brian Fitzgerald, and top-winning right-hander, Jason Bush, as well as the Hokies' all-time strikeout leader, Jon Hand, and career saves record-holder, Charlie Gillian. Gillian was a freshman All-American in 1994 and a third-team All-American in 1996. Pat Pinkman earned freshman All-America honors in 1998, Bush followed suit in 1999 and Saunders became the Hokies' third-straight freshman A-A pick in 2000.

As a player at Tech, Hartness was a four-year letterman for Hartman. He

finished his collegiate pitching career with 14 wins, eight losses and nine saves, and held a share of the school single-season record for pitching appearances (28) until 1994. As a sophomore in '85, he pitched a nine-inning no-hitter, beating Utica College, 1-0.

The Richmond, Va., native saw members of his pitching staff duplicate that feat three times. Fitzgerald no-hit James Madison during the 1995 season, then three Tech pitchers combined for another nine-inning no-hitter against Howard in 1996. During the 2000 season, Bush hurled a seven-inning no-hitter against LaSalle.

Hartness, who holds a B.S. in sports management from Tech, is married to the former Connie Thomas of Roanoke, Va. They have a son, Jared Thomas, 12, and a daughter, Taylor Grace, 10.

support staff

JAVIER SOLIS ► VOLUNTEER COACH

Javier Solis, a former shortstop at Hardin-Simmons University, is entering his first season as a volunteer coach on the Virginia Tech baseball staff. Solis will serve as the Hokies' bullpen coach.

A native of Fort Worth, Texas, Solis was a four-year starter (1995-98) for Coach Steve Coleman at Hardin-Simmons. After earning his degree in exercise science in 1998, Solis remained at his alma mater as a graduate assistant coach. He worked with the team's infielders during the 1999 and 2000 seasons.

Following the 2000 season, Solis moved to a full-time assistant coaching job on the junior college level at Vernon College in Vernon, Texas. Recruiting and working



with the hitters and outfielders were among his duties at Vernon, where he spent two seasons before moving to Tech.

Solis is married to the former Julie Reynaud of Baton Rouge, La.

JIMMY LAWRENCE ► TRAINER

Athletic trainer Jimmy Lawrence has earned both respect and popularity through his outstanding work with Virginia Tech student-athletes during the past 23 years.

Lawrence, who is certified by the National Trainers Association, began working at Tech in 1979 as a graduate assistant trainer for football, basketball, baseball and wrestling. He was promoted to assistant trainer in 1981 and coordinated the training duties for all men's sports except football for 19 seasons. Lawrence is beginning his 24th season working with Tech baseball.

The Elliston, Va., native served as the trainer for the United States Baseball Federation Junior National Team during the summers of 1987 and 1988. He also accompanied the U.S. Senior National Team to Taiwan for the International Harbor Baseball Tournament during the fall of '88.



Lawrence received his bachelor's degree in health and physical education from Emory & Henry in 1979 and a master's degree in physical education from Tech in 1981. As an undergraduate, he worked for four years as a student trainer.

Lawrence is married to Peg Morse, who is

the director of information systems for Virginia Tech athletics. In his spare time, he enjoys carpentry and woodworking.

TECH HALL OF FAME



Chuck Hartman



Paul Dear



Berky Cundiff

The Virginia Tech Sports Hall of Fame was organized in 1982 to honor persons who have made outstanding contributions to athletics at the university. Since its inception, a total of 111 people have been enshrined, including current Tech baseball coach Chuck Hartman who was inducted in November. Other Hall of Fame members associated with the Tech baseball program are: G.F. 'Red' Laird, C.P. 'Sally' Miles, Paul Dear, Johnny Oates, Franklin Stubbs, Leo Burke, Jim Stewart, Berkeley 'Berky' Cundiff, George Canale, H.M. 'Mac' McEver, Wilson Bell, Harry Bushkar, Howie Wright, William 'Monk' Younger, Lee Melear, Hunter Carpenter, Mel Henry, Herb Thomas, James Franklin Powell, Al Casey, Sterling Wingo, H.V. Hooper, Dell Curry, Ed Motley and Wendy Weisend.



MARIANNE BAFFI
SECRETARY



ERIC CROSS
ASSISTANT EQUIPMENT
MANAGER




DENIE MARIE
FACILITIES MANAGER
(ENGLISH FIELD)



CASEY UNDERWOOD
FACILITIES MANAGER



VALERIE GRAHAM
STUDENT TRAINER

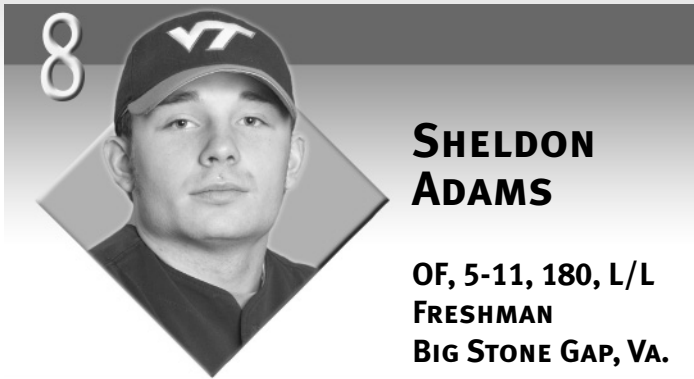


RAWLEY STANHOPE
STUDENT MANAGER



HEIDI ROBINSON
STUDENT TRAINER

meet the hokies



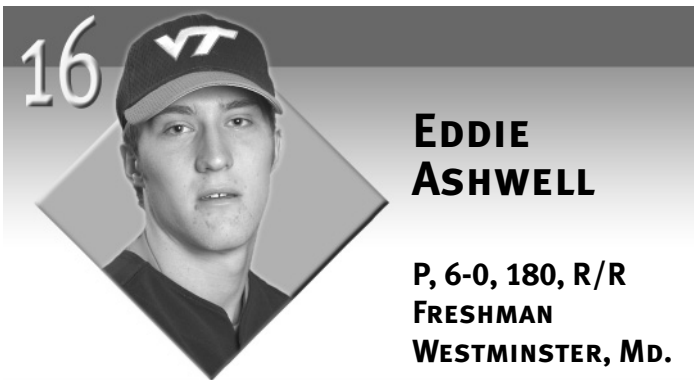
**SHELDON
ADAMS**

**OF, 5-11, 180, L/L
FRESHMAN
BIG STONE GAP, VA.**

A newcomer with great athletic ability and speed ... Worked in the outfield during the fall, primarily in center and left ... Gets good jumps on fly balls and has solid defensive skills ... A left-handed batter who is working to develop more consistency and aggressiveness at the plate ... Has the ability to be successful ... Should show steady improvement as he gains experience and adjusts to the Division I level ...

High School: Lettered four years as a center fielder for Coach Jim Kelly at Powell Valley High ... Was named first-team all-district and all-region and second-team all-state his senior year ... Hit .369 that season with five home runs and 17 runs batted in ... Smacked 14 home runs his junior year when he earned first-team all-district, all-region and all-state honors ... Also gained all-district and all-region recognition after batting .380 with three homers as a sophomore ... Played in the Virginia High School League East-West All-Star game following his senior year ... Earned three letters as a tailback in football, rushing for 1,330 yards his senior season ... Excelled as a sprinter in track, winning the state Group A 100-meter dash outdoor championship in 2002 ...

Personal: Sheldon Todd Adams ... Born 12/22/83 ... Son of Bill and Sue Adams ... Enrolled in university studies.



**EDDIE
ASHWELL**

**P, 6-0, 180, R/R
FRESHMAN
WESTMINSTER, MD.**

A newcomer who will be redshirted after undergoing surgery to his right elbow in January ... Was not able to participate in 2002 fall practice ... Could be ready for limited activity by next fall ... Should be available when 2004 preseason practice rolls around ... A fastball-slider pitcher with good ability ... Has a chance to become a contributor when he returns to form ...

High School: Named the Carroll County Player of the Year as a senior ... Posted a 6-1 record on the mound and carried a 1.88 earned run average ... Fanned 56 batters in 40.2 innings of work ... Also contributed at the plate with a .300 batting average and six home runs ... Participated in the Crown All-Star game and was a Team Maryland player ... Lettered three seasons for Coach Guy Stull

at Westminster High ... Got playing time as an infielder as well as a pitcher ... Carried a 5-1 pitching mark and a 2.34 ERA his junior season ... Registered 40 strikeouts ... Batted .330 with a homer ...


Personal: Eddie Ashwell ... Born 8/5/84 in Montgomery County, MD ... Son of Ed and Joanne Ashwell ... Enrolled in housing, interior design and residence management.



**SETH
BANDY**

**P, 6-0, 185, R/L
2VL, R-JUNIOR
PEMBROKE, VA.**

A left-handed pitcher who has the ability to give the Tech pitching staff a big boost ... Missed last season due to rotator cuff surgery ... Started to regain his form during 2002 fall and off-season workouts ... Brings experience to the mound ... When healthy, he can throw three different pitches for strikes and keep hitters off balance ... Strained his rotator cuff during a game at Virginia on May 1, 2001 ... Underwent surgery a month later ... Has had his ups and downs over the past year, but has a chance to contribute as a reliever or spot starter if he returns to form ...



**SETH
BANDY**

2001-02: Was held out of competition and redshirted while working to regain his pitching form following shoulder surgery ...

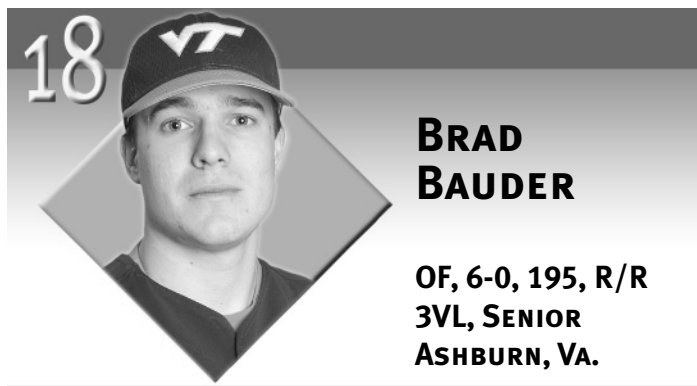
2000-01: Was limited by shoulder problems ... Pitched in just nine games, including only one after April 11 ... Worked a total of 16 innings ... Started and pitched a season-high four innings at High Point, but suffered a loss ... Earned a save with a scoreless inning of work against nationally-ranked Notre Dame ... Drew a second start against VMI, but pitched just two innings and did not figure in the decision ... His only appearance in the Hokies' final 25 games was a brief relief stint against VCU in Blacksburg ... Finished the season 0-1 with a 9.00 earned run average ... Carried a 4.50 ERA in his three BIG EAST appearances ... Tied for second on the team with four pickoffs ... Underwent shoulder surgery in June ...

1999-00: Made the team as a walk-on during fall practice ... Appeared in 14 games, seven as a starter ... Carried a 2-2 record and a 4.70 earned run average ... Limited opponents to a .268 batting average, the lowest figure among Tech's pitchers ... His first five appearances were in relief ... Made his first start on Mar. 30 against Radford ... Pitched into the seventh inning of that game, allowing just three runs, but did not get a decision ... Worked 7.1 innings in a loss to VCU ... Made his first conference start on Apr. 17 against Xavier and posted his first victory ... Worked six innings, allowing just two hits and one run ... Carried a no-hitter over the first 5.1 innings of that game ... Gave up just two earned runs and struck out five in a start at Dayton, but suffered a 3-2 loss ... Limited GW to one run and six hits over six innings in a win during the second round of the A-10 Championship ... Pitched 4.2 innings of relief against Southern California during NCAA Regional, allowing two runs ...

High School: Lettered three seasons as a pitcher for Coach Bruce Frazier at Giles High School ... Was 3-6 on the mound his senior season, but registered 92 strikeouts in 55 innings and finished with a 1.70 earned run average ... One of his wins was a no-hitter ... Was team captain and MVP as a senior ... Posted a 4-2 record as a junior and was 2-1 his sophomore season ... Fanned 61 batters in 37 innings his junior year ... Earned all-district honors as a junior and senior ... Named to *The Roanoke Times'* All-Timesland second team in 1999 ... A three-time winner of academic excellence awards from both the Three-Rivers District and Virginia High School League ... Member of the National Honor Society ...

Personal: Gregory Seth Bandy ... Born 5/21/81 in Roanoke, VA ... Son of Greg and Virginia Bandy ... Enrolled in mechanical engineering.

	W-	L	IP	H	R-	ER	ERA	BB	SO	G	S	CG	SHO	SV
2000	2-	2	51.2	52	29-	27	4.70	33	23	14	7	1	0	0
2001	0-	1	16.0	27	20-	16	9.00	11	10	9	2	0	0	1
Totals	2-	3	67.2	79	49-	43	5.72	44	33	23	9	1	0	1



BRAD BAUDER

**OF, 6-0, 195, R/R
3VL, SENIOR
ASHBURN, VA.**

A key player in Tech's plans for 2003 ... Enjoyed his best offensive season in 2002 and will be looked to for even better production this spring ... Will move to the middle of the Tech batting order to provide power and drive in runs ... Needs to cut down on his strikeouts to reach his full offensive potential ... Possesses

outstanding work habits and the will to win ... Should help solidify the outfield with continued steady play in center ... Has 11 career assists from the outfield and has seen starting time at each of the three outfield positions ... Earned second-team All-BIG EAST honors as a sophomore and third-team recognition as a junior ... Turned in the second-best offensive game by a Division I player when he went 8-for-8 against Georgetown last season, hitting for the cycle and contributing four home runs, seven runs scored, 14 runs batted in and 23 total bases ... Earned national weekly honors from the National Collegiate Baseball Writers Association, *Baseball Weekly* and *Collegiate Baseball* ... Set three school records in the process and tied two others ... Is being looked to for leadership as one of the team's captains ...

2001-02: Started 57 of the Hokies' 59 games, including 47 in center field ... Also had 10 starts in right field ... Turned in a personal-best .338 batting average ... Led the team in at bats (228), runs scored (55), doubles (21), home runs (14), runs batted in (60), total bases (142) and slugging percentage (.623) ... Had seven multiple-hit games during an eight-game stretch early in the season ... Went 4-for-5 with three home runs, a double and four RBIs in a win over Western Michigan ... Tied a school mark with three doubles during an 8-7 loss to UNC Wilmington ... Drove in six runs during a two-game series with LeMoyné ... Was in a 5-for-33 slide when he drew national attention with a record-breaking game at Georgetown ... Went 8-for-8 against the Hoyas ... Hit four home runs, drove in 14 runs and scored seven times ... Earned three national player of the week honors and was named BIG EAST Player of the Week ... Finished the season strong, hitting safely in 14 of his last 16 games ... Had 11 hits in his last five games, including seven in 11 at bats during the Hokies' three games in the BIG EAST Championship ... Hit .351 and drove in 28 runs in BIG EAST games ... Tied for second on the team in multiple-hit games with 22 ... His only error of the season came in the Hokies' final game ... Was 4-for-5 with the bases loaded ...

2000-01: Got off to a slow start with just four hits in his first 28 at bats ... Broke out of the slump with a two home run, five-RBI performance at Radford ... Batted .318 over his last 44 games to finish with a .295 average ... Was Tech's second-best hitter in BIG EAST games with a .360 average over 26 games ... Hit .386 during his 15-game hitting streak ... Posted a 4-for-4 game with two RBIs, two runs scored and two stolen bases during a 10-4 win over Boston College ... Went 6-for-11 with six runs scored, four runs batted in, two doubles and two home runs during a three-game series with Georgetown ... Drove in three runs in games against St. John's, UConn and Wake Forest ... Played in a total of 54 games with 36 starts in center field and 16 in right field ... Was third on the team in RBIs with 38, 25 of which came in conference games ... Contributed 12 doubles, three triples and four home runs ... Was 6 of 9 in stolen bases ... Earned second-team All-BIG EAST honors after batting .360 in league games ... Tied for the team lead with 12 multiple-RBI games and was third in multiple-hit games (12) ... His .367 batting average with runners in scoring position was the best on the team and his .355 average with runners on base was second-best ... Played in the Alaska League over the summer ...

1999-00: Played in 57 games, including 55 as a starter ... Batted .327 overall ... Hit .379 in Atlantic 10 games ... His starts included 30 in center field, 16 in right field and nine in left field ... Led the outfielders with eight assists ... Finished second on the squad in hits (66) and third in RBIs (41) and runs scored (46) ... Tied for the team lead in triples with three and had five home runs ... Was hit by pitches a team-leading 13 times ... Went 8-for-11 at the plate with six RBIs and six runs scored during a three-game series with Rhode Island ... Posted two homers in Tech's series at UMass ... Had seven hits in 11 at bats in three games with La Salle ... Hit a key three-run homer in Tech's A-10 tournament win against GW ... Hit .377 with runners on base and .373 with runners in scoring position ...

Continued on following page

BAUDER

Continued from page 19

High School: Hit .440 as a senior for Coach Pat Cassidy at Broad Run High School ... Stole 20 bases and drove in 18 runs ... Hit two home runs and posted a .575 slugging percentage ... Earned first team all-county, all-district and all-region honors ... Was the county player of the year ... Named honorable-mention all-state ... Voted the team's MVP and offensive player of the year ... Carried a .436 batting mark as a junior to go with six triples, two homers, 14 stolen bases and 22 RBIs ... A first-team all-county and all-district pick and a second-team all-region selection ... Was runner-up district player of the year and honorable mention all-Metro in both 1998 and 1999 ... Helped the team to district and region championships as a freshman ... Earned four letters as an outfielder ... Played in the 1998 Babe Ruth World Series ... Was named to the all-tournament team after his team finished fourth ...

Personal: Thomas Bradley Bauder ... Born 9/9/81 in Berlin, Germany ... Son of Tom Bauder and Cindy Bauder ... Majoring in physical education.

	G	AB	R	H	RBI	BAvg	BB	SO	2b	3b	HR	TB	SB-SBA
2000	57	202	46	66	41	.327	13	41	6	3	5	93	7- 13
2001	54	207	36	61	38	.295	23	40	12	3	4	116	6- 9
2002	58	228	55	77	60	.338	21	53	21	1	14	142	5- 7
Totals	169	637	137	204	139	.320	57	134	39	7	23	351	18- 29



PHILIP BEALL
OF, 5-10, 170, R/R
FRESHMAN
DUMFRIES, VA.

One of the top performers during Tech's fall practice ... Impressed the coaches with his ability and style of play ... Is the leading candidate for the left field job ... Has a strong enough arm to play any of the outfield positions ... Goes and gets the ball ... Is working to become a switch hitter ... Possesses a quick bat ... Still needs to become more contact conscious at the plate and put the ball in play more ... Is extremely aggressive in all phases of the game ... Must learn to channel that aggressiveness ... Could develop into a very good base runner ... Should see his share of playing time as a freshman ...

High School: A three-year letterman as an outfielder for Coach John Colantuoni at C.D. Hylton High ... Helped team to two district titles and a Northwest Region championship ... Hit .350 as a senior, driving in 17 runs and scoring 24 ... Stole 17 bases and cracked

three home runs ... Batted .385 as a junior and .417 his sophomore season ... Stole 10 bases and hit three homers as a sophomore ...

Personal: Philip Dane Beall ... Born 2/17/84 in Miami, FL ... Son of Terrance Beall and Mercy Beall ... Enrolled in university studies.



JOSH BIBER
P, 6-4, 210, R/R
1VL, JUNIOR
SUCCASUNNA, N.J.

Is expected to be in the thick of the battle for a starting spot in this year's pitching rotation ... Has the tools to handle a starting role, but needs to show the consistency necessary for the task ... Is one of the more experienced pitchers on a youthful staff ... Combines good size with excellent potential ... Showed improvement during a solid fall practice ... Could work a lot of innings if he carries that improvement into the spring ...

2001-02: Worked a total of 29 innings ... Saw action in 12 games, three as a starter ... Posted a 2-1 record ... Pitched 4.2 innings of relief at Richmond, but was not involved in the decision ... Earned a win with two shutout innings of relief at St. John's ... Started and pitched six innings against VMI for another victory ... Registered a personal-best six strikeouts in that game ... Lost to Richmond as a starter in his last appearance of the season ... Finished the year with 24 strikeouts and 16 walks ...

2000-01: Pitched in eight games, including one as a starter ... Worked a total of 15 innings and finished the season with an 0-1 record and a 3.60 earned run average ... Five of the six runs he allowed came in his lone start at Virginia ... Pitched 3.1 innings in that game and took the loss ... Posted a 0.77 ERA in his seven relief outings, yielding just one run in 11.2 innings ... Hurlled 5.2 innings of shutout relief in a game at Radford, but did not get a decision ...

High School: Lettered four years as a pitcher for Coach Greg Trotter at Roxbury High ... Was 2-4 as a senior, striking out 75 batters in 44 innings ... Posted a 2.18 earned run average and earned all-conference honors ... Fanned 88 batters in 70.1 innings as a junior ... Carried a 2-6 record with a 3.40 ERA ... Helped team win county championships his first two seasons ... An all-state quarterback in football who led his team to its only state championship in 1998 ...

Personal: Joshua Edward Biber ... Born 12/11/81 in Manassas, VA ... Son of Marcia Hastings and Jeff Biber ... Enrolled in math.

	W-	L	IP	H	R-	ER	ERA	BB	SO	G	S	CG	SHO	SV
2001	0-	1	15.0	19	6-	6	3.60	3	6	8	1	0	0	0
2002	2-	1	29.0	41	28-	26	8.07	16	24	12	3	0	0	0
Totals	2-	2	44.0	60	34-	32	6.55	19	30	20	4	0	0	0

hokiesports.com

The best online source for fast, accurate coverage of all Hokie sports teams and events!

- Media guides
- Results
- Press releases
- Features
- Statistics
- Photos



**TOM
BLASZAK**

**INF, 5-7, 142, R/R
1VL, SOPHOMORE
BLACKSBURG, VA.**

A heady player who provides solid backup at second base and shortstop ... Got a taste of playing time last season, including three starts ... Had a good fall practice ... Made some changes to his swing during the fall that were beneficial ... A spark plug who is steady defensively and runs well ... Continued offensive progress could lead to more playing time this spring ...

2001-02: Got a hit and drove in a run against The Citadel in his first collegiate at bat ... Also scored a run in that game ... Stole a base against Western Michigan ... Contributed a hit and a run scored in a win over Pittsburgh ... Started games at second base against Radford (twice) and VMI ... Went 2-for-3 and drove in two runs against Radford at English Field ... Saw duty as a pinch-hitter and pinch-runner ... Played in a total of 18 games ... Hit .235 with nine runs scored ...

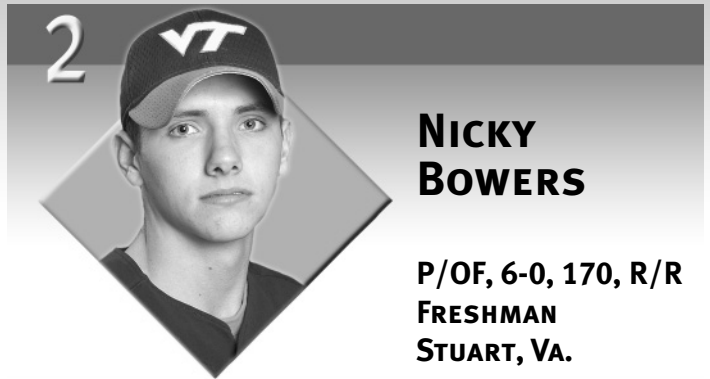
High School: Earned first-team All-Timesland, all-district and all-region after batting .431 as a senior at Blacksburg High ... Played shortstop for Coach Jim Shockley ... Stole 13 bases and drew 16 walks ... Had nine doubles and scored 24 runs ... Struck out just two times ... Led the district in hitting with a .509 average as a junior ... Contributed 17 stolen bases and scored 24 runs on the way to all-district and all-region honors ... Also led the district in hits, runs scored, stolen bases and on-base percentage ... Walked 13 times and struck out only twice ... Helped the team to a 27-13 record over his two seasons ... Earned letters in basketball and indoor track ...

Personal: Thomas Scott Blaszak ... Born 9/20/83 in Buffalo, NY ... Son of Dennis and Kathy Blaszak ... Majoring in biology.

G	AB	R	H	RBI	BAvg	BB	SO	2b	3b	HR	TB	SB-SBA
2002	18	17	9	4	.235	1	6	0	0	0	4	1- 2



TOM BLASZAK




**NICKY
BOWERS**

**P/OF, 6-0, 170, R/R
FRESHMAN
STUART, VA.**

An outstanding athlete who has a chance to be a two-way player ... Will be counted on for some quality innings out of the bullpen ... Possesses several pitches and good control ... A fierce competitor who loves to play the game ... Is also a candidate for duty in right field ... Has good instincts in the field to go with an outstanding arm from the outfield ... Worked hard to improve his swing and adjust to Division I pitching during the fall and off-season ... Is expected to see plenty of action ... Could be a key performer as a freshman ...

High School: Played shortstop and pitched for Coach Philip Stegell at Patrick County ... Lettered three seasons ... Struck out 74 batters in 39 1/3 innings of work his senior year ... Posted a 0.71 earned run average ... Contributed four home runs and hit .413 on the way to all-district honors as a shortstop ... Named second-team all-state as a utility player ... Played some first base his junior year, earning all-district recognition ... Carried a .472 batting average and posted nine homers that year ...

Personal: Nicholas Dwayne Bowers ... Born 8/26/84 in Stuart, VA ... Son of Dwayne and Karen Bowers ... His uncle, Tim Bowers, played baseball for Tech in the mid-1980s ... Enrolled in physical education.



**JAKE
CHANNEY**

**P, 6-2, 215, R/R
JUNIOR
BLOWING ROCK, N.C.**

A transfer who came out of fall practice as one of the Hokies' top pitchers ... Developed tendonitis in his right shoulder during the off-season ... May not be ready to contribute the first few weeks of the season, but is still being counted on for plenty of innings ... Is slated to be a starter for the Hokies after serving as a closer the past two years at Charlotte ... Possesses good presence on the mound and has command of three pitches ... Knows how to hold base runners ... Adds some experience to a young pitching staff ... His leadership skills could also be a valuable asset ... Has the potential to play a big role for Tech in 2003 ...

UNCC: Pitched two seasons as a reliever for Charlotte ... Finished among Conference USA's leaders in saves with a team-high five as a freshman in 2001 ... Also posted three wins that season and struck out 22 batters as the 49ers' closer ... Fanned eight batters in a game against Penn State ... Registered wins against George

Continued on following page

CHANEY

Continued from page 21

Washington, Memphis and High Point ... Saw action in seven games as either a DH or pinch hitter ... Had three hits in a game against UNC Greensboro in his only start of the season ... Made 22 appearances on the mound during the 2002 season ... Finished 0-1 with five saves and a 4.38 earned run average ... Struck out 21 batters and walked 11 in 24.2 innings of work ...

High School: Named Northwest 4-A Conference Player of the Year his senior season at Watauga High ... Was 10-2 on the mound with a 0.89 ERA and 104 strikeouts in 80 innings ... Also saw action at third base for Coach Pete Hardee, batting .372 with five home runs ... Earned all-state honors and was team MVP ... Won first-team all-district honors as a pitcher his junior year and was second team as a third baseman ... Hit .441 with five homers and had a 3.42 ERA on the mound ... Helped his team to conference regular season and tournament championships each of his last two seasons ... Played in the state all-star baseball game following his senior year ...

Personal: Jacob Adam Chaney ... Born 10/29/81 in Boone, NC ... Son of Neville and Trimella Chaney ... Was a North Carolina scholar-athlete ... Is majoring in sociology.



BRETT CORY

**P, 6-2, 205, R/R
1VL, SOPHOMORE
MIDLOTHIAN, VA.**

One of only three returning pitchers who started a game last season ... Figures to be a strong contender for one of the top spots in the rotation ... Gained some valuable experience during his 20 appearances as a freshman ... Got off to a rocky start, but recovered nicely ... Fourteen of the 23 runs he allowed in 2002 came during three outings ... Carried a 2.25 earned run average over his other 17 appearances ... Started three games and pitched 38.1 innings ... Can throw four pitches for strikes ... Combines a good frame with a strong arm and competitive spirit ... Only saw limited work during the fall ... Will be counted on for a lot of quality innings, following the departure of last year's top three starters ...

2001-02: Came to Tech with a sprained right elbow suffered during the summer ... Did not pitch during fall scrimmage work, but was third on the team in appearances during the season with 20 ... Allowed eight runs in his first three outings, then went seven consecutive appearances without allowing a single run ... Pitched two shutout innings of relief for a save against Charlotte ... Started three games ... Lasted just 1.1 innings in his first start and did not get a decision in his second ... Turned in a complete-game gem in his third start, allowing just one earned run in an 8-2 victory against Virginia ... Struck out seven batters and did not walk a man in the win ... Also picked up a win with 2.2 innings of no-hit, no-run relief against West Virginia ... Worked a total of 38.1 innings ... Struck out 30 batters and walked 12 ... Finished with a 2-1 record, one save and a 5.17 earned run average ... Posted a 3.97 ERA in conference games ...

High School: Lettered four seasons as a pitcher and utility player ... Put together a 7-1 record and 0.83 earned run average as a senior for Coach Dennis Moody at Midlothian High ... Fanned 74 batters in 59 innings ... Carried a .350 batting average with 15 runs scored, two homers and nine RBIs ... Hurlled a two-hitter with nine

strikeouts against L.C. Bird ... Pitched 10 innings in a victory over Monacan ... Gained All-Metro, all-district and all-region honors as a pitcher ... Was 3-3 on the mound as a junior ... Registered 54 strikeouts in 38.2 innings and compiled a 1.66 ERA ... Batted .346 his junior year with eight runs scored and six batted in ... Gained second team all-district honors as a pitcher ... Also named all-district as a pitcher/utility man as a sophomore ... Helped his team to district titles in 1998 and 2001 ...

Personal: Brett McKenzie Cory ... Born 3/27/83 in Richmond, VA ... Son of Brian and Christie Cory ... Is studying human resources.

	W	L	IP	H	R	ER	ERA	BB	SO	G	S	CG	SHO	SV
2002	2	1	38.1	54	23	22	5.17	12	30	20	3	1	0	1



MIKE CRISCI

**P, 5-10, 180, R/R
2VL, R-SENIOR
SPRINGFIELD, VA.**

Was a valuable setup man out of the bullpen last season ... Could get an opportunity to start this year if he develops the needed stamina ... Has the ability to be successful in either role if he is consistent ... Made some positive strides during the fall ... Has worked hard to improve his overall game ... Throws a good changeup along with his fastball and breaking ball ... Opponents hit just .262 against him last spring, the second-lowest total on the team ... Will continue to be an asset in the late innings if he is not used as a starter ... Is being looked to for a good senior season ...

2001-02: Made 17 appearances, all in relief ... Struck out three of the four men he faced against Western Michigan in his first outing of the season ... Pitched 1.2 innings to earn a save at Charlotte ... Picked up another save with an inning of work at Villanova ... Also saved a 7-6 victory at Georgetown ... Finished 0-1 on the season with three saves and a 7.78 ERA ... His only decision was a loss at Notre Dame ... Worked a total of 19.2 innings ...

2000-01: Saw action out of the bullpen in 10 games ... Pitched a total of 11 innings ... Struck out 13 batters, but also walked 14 men ... Turned in his best outing against VMI, pitching 3.2 innings of shutout relief for a victory ... Allowed just two hits and struck out three in that game ... Also had three strikeouts in two innings of work at Liberty ...

Florida Southern: Attended Florida Southern College in Lakeland, Fla., for two seasons ... Saw limited playing time for Coach Chuck Anderson's team as a freshman in 1999 ... Was a medical redshirt his second season and did not see action ...

High School: Was named the Virginia State Player of the Year in Group AAA after helping West Springfield High to a state championship in 1998 ... Lettered three seasons as a pitcher/outfielder for Coach Ron Tugwell ... Posted an 8-0 record on the mound his senior year with a 0.57 earned run average ... Hit .378 with five home runs, 26 runs batted in and 21 runs scored ... Helped the team to a three-year record of 56-15 ...

Personal: Michael Loudon Crisci ... Born 3/4/80 in Long Branch, NJ ... Son of Jeffrey and Cheryl Crisci ... Majoring in marketing management.

	W	L	IP	H	R	ER	ERA	BB	SO	G	S	CG	SHO	SV
2001	1	0	11.0	11	16	13	10.64	14	13	10	0	0	0	0
2002	0	1	19.2	20	21	17	7.78	12	11	17	0	0	0	3
Totals	1	1	30.2	31	37	30	8.80	26	24	27	0	0	0	3

33



MATT DALTON

P, 6-4, 200, R/R
1VL, R-SENIOR
MONROEVILLE, PA.

Made quite an impact last year in his first season as the Hokies' closer ... Saved nine games and held opponents to a combined .208 batting average ... Earned the role after changing his pitching motion ... Began throwing with a submarine delivery during 2002 fall practice ... Picked up exceptional sink on his fastball, which helps him get ground balls ... Coaxed 44 groundouts last season compared to 13 fly outs ... Loves to compete, but maintains a calm demeanor on the mound ... Allowed just two extra base hits all season, both in the same game ... Was at his best in BIG EAST games ... Is a key figure in Tech's hopes for the 2003 season ...

2001-02: Made a team-high 27 appearances as the Hokies' closer ... Compiled a 2-2 record and nine saves ... Posted a 3.45 earned run average, second best on the team ... Struck out 25 batters and walked 10 in 28.2 innings of work ... Held opposing hitters to a .208 batting average ... Allowed runs in just seven games and earned runs in only five outings ... Five of the 11 earned runs he allowed came in a loss to LeMoyne ... Gave up just two earned runs in his next 14 appearances after that outing ... Was 2-0 with five saves and a 1.46 earned run average in BIG EAST games ...

2000-01: Transferred to Tech from Case Western ... Saw action in six games, all in relief ... Worked a season-high 2.2 innings at Seton Hall, striking out two batters ... Retired all five batters he faced in 1.2 innings of relief against Wake Forest ... Contributed a scoreless inning out of the bullpen in a win over St. John's ... Did not allow an earned run in two innings versus Virginia Commonwealth ... Pitched a total of just 7.1 innings with no decisions ... Gave up four earned runs in his first Tech outing, then allowed a combined total of just four in his last five appearances ...


Case Western: Attended Case Western Reserve University in Cleveland, Ohio during the 1998-99 school year and the fall of 1999 ... Played baseball for Coach Jerry Seimon during the 1999 season ... Turned in a 4-4 pitching mark with 49 strikeouts ... Also contributed a .313 average at the plate ... Did not attend school in the spring of 2000 ...

High School: Lettered two seasons as a pitcher and center fielder for Coach Ralph Guzzo at Gateway Senior High ... Was named the team MVP as a junior and senior ... Posted a 3-4 record on the mound as a senior with 56 strikeouts in 50 innings pitched ... Also carried a .511 batting average ... Named all-section ... Selected to the East Pittsburgh All-Star team ... Batted .320 as a junior ... Finished with a 3-4 pitching mark and 2.86 earned run average ...

Personal: Matthew Michael Dalton ... Born 9/21/79 in Pittsburgh, PA ... Son of Linda Dalton and Michael Dalton ... Majoring in civil engineering.

	W-	L	IP	H	R-	ER	ERA	BB	SO	G	S	CG	SHO	SV
2001	0-	0	7.1	11	10-	8	9.82	3	4	6	0	0	0	0
2002	2-	2	28.2	21	14-	11	3.45	10	25	27	0	0	0	9
Totals	2-	2	36.0	32	24-	19	4.75	13	29	33	0	0	0	9

25



JOE DALY

C, 5-10, 195, R/R
FRESHMAN
DANVILLE, VA.

A good young offensive player ... Possesses good bat speed and uses the whole field ... Makes contact and has surprising pop ... Worked at third base and in the outfield during the fall ... Got a look behind the plate during winter workouts ... Will likely fill a designated hitter/pinch-hitting role as a freshman ...

High School: Earned three letters as a third baseman for Coach Scooter Dunn at George Washington High ... Named all-district at third as both a junior and senior ... Also made the team as a designated hitter his sophomore year ... Hit .280 as a senior with four home runs and 15 RBIs in 18 games ... Carried a .300 batting average his junior year and contributed a pair of homers ... Also had two homers as a starter his sophomore season ... Batted .305 that year ... Excelled in American Legion play during the summer, hitting .415 and belting 10 home runs in 2002 ...

Personal: Joseph Robert Daly ... Born 6/23/84 in Danville, VA ... Son of Pat and Cathy Daly ... Enrolled in psychology.

12



JED ENGLISH

C, 5-10, 205, R/R
3VL, SENIOR
ALEXANDRIA, VA.

Selected as the All-BIG EAST catcher by the league coaches heading into the 2003 season ... Rated the catcher with the best arm in the BIG EAST by *Baseball America* ... Was also listed as the preseason BIG EAST designated hitter by that publication ... Has worked hard to improve his defensive abilities ... His experience behind the plate should help the Hokies' young pitchers ... Can help control the running game with his arm ... Is also expected to be a key player offensively ... Will be counted on to drive in runs ... Has exhibited an ability to hit in the clutch and use the entire field ... Will likely serve as the team's designated hitter when he is not behind the plate ... Became an everyday player in mid-March of his freshman season and went on to earn first-team All-Atlantic 10 Conference honors ... Hit .368 that season and finished second on the team in RBIs with 45 ... Earned all-tournament honors at the A-10 Championship ... Has started a total of 94 games behind the plate ... Is at his best in league games ... Will play an important role in Tech's hopes for success in 2003 ...

2001-02: Started 45 games behind the plate and six as the designated hitter ... Carried a .312 batting average for the season and a .345 mark for BIG EAST games ... Finished with 14 doubles,

Continued on following page

ENGLISH

Continued from page 23

three home runs and 31 runs batted in ... Was hit by pitches eight times ... His 21 strikeouts were the second-lowest total among the Hokies' everyday players ... Went 3-for-4 with three RBIs and a run scored in a win over LeMoyné ... Was 4-for-5 with two runs batted in and two scored during a win at Villanova ... Homered and doubled in a win at Georgetown ... Knocked in five runs and scored four in that game ... Collected a pair of hits and scored three runs in a victory at Boston College ... Hit .331 over his last 40 games ...

2000-01: Hit .281 over 49 games while splitting time as a catcher and designated hitter ...

Started 48 games, including 26 behind the plate ...

Carried a .338 batting average in BIG EAST

games ... Finished fourth on the team in runs batted in with 32 ... Contributed nine doubles and four home runs, three of which came in conference games

... Was hit by pitches seven times, tying for the team lead ...

Went 4-for-7 with three runs scored and two RBIs during a pair of games with Old Dominion ...

Was 3-for-4 with three RBIs and three runs scored in a win over St. John's ...

Drove in three runs during a 9-8 win over Notre Dame, including the game-winner with two outs in the bottom of the eighth inning ...

Went 4-for-5 with three RBIs, two doubles and a home run in a home win over Villanova ...

Drew five walks during a double-header with Seton Hall ... Had six hits in 12 at bats during a three-game series at West Virginia ...

Posted four RBIs during a double-header with Georgetown ... Batted .333 with runners in scoring position during the season ...

1999-00: Played in 47 games, starting 23 behind the plate and 19 as the designated hitter ... Batted .403 in A-10 games with 24 RBIs in 19 games ...

Batted .417 with runners on base and .390 with runners in scoring position ... Finished third on the team in multiple-hit games (16) and tied for second in multiple-RBI games (11) ...

Hit two homers and drove in seven runs during Tech's three-game series at UMass ...

Posted three hits, including a pair of doubles, in a win at Virginia ... Hit safely in 20 of 22 outings during the heart of the season ...

Registered three hits and four RBIs in a loss at Liberty ... Knocked in eight runs with two doubles and a pair of home runs during a three-game sweep of La Salle ...


Hit five home runs for the season and scored 30 runs ... Struck out only 12 times in 152 at bats ... Committed just two errors behind the plate ...

High School: A four-year letterman as a catcher for Coach Mike Ginn at West Potomac High School ... Batted .460 as a senior on the way to all-district, all-region and second-team all-state honors ...

Was named second team on *The Washington Post* All-Metro team ... Earned second-team all-district recognition after hitting .405 his junior season ...

Was first-team all-district and second-team all-region as a sophomore ... Selected the team's MVP all three seasons ...

Personal: John Edward English ... Born 1/26/81 in Louisville, KY ... Son of Pepper and John English ... Enrolled in family financial management.



	G	AB	R	H	RBI	BAvg	BB	SO	2b	3b	HR	TB	SB-SBA
2000	47	152	30	56	45	.368	19	12	14	0	5	85	3- 5
2001	49	160	22	45	32	.281	20	31	9	0	4	66	0- 0
2002	54	192	37	60	31	.312	14	21	14	0	3	83	1- 1
Totals	150	504	89	161	108	.319	53	64	37	0	12	234	4- 6



BILLY HARDEE

OF, 5-11, 203, R/R
R-SENIOR
WINTER HAVEN, FLA.

Is trying his hand at baseball after lettering three seasons for the Hokies' football team ... Joined the baseball team when school resumed in January ... Has not played the sport since his high school days ... Will get a look in the outfield ... Mixes good athletic ability with strength and speed ... How quickly he readjusts to the sport will determine his status for the spring ... An outstanding student who has already earned a Tech degree and plans to enroll in medical school next fall ... Could be a pleasant surprise for the Hokies if he makes the transition ...

2002: Played in all 14 games at the rover position for the Tech football team ... Started four games and finished the season fifth on the team in tackles with 60 ... Won the Williams-Moss Award for leadership and character ...

2001: Played in just five football games due to a stretched PCL in his knee suffered while intercepting a pass against Rutgers ...

2000: Posted 34 total tackles while playing in nine games as a free safety and cornerback ... Started the last three games of the season at corner ...

1999: Was redshirted after transferring to Tech ...

Florida Southern College: Attended Florida Southern and played soccer during the 1998-99 school year ...

High School: Excelled in football, soccer and track at Winter Haven High ... Three-year letterman in football ... MVP of soccer team ... Ranked in the state in the 400 meters ...

Personal: Abraham Bill Hardee III ... Born 6/30/80 in Christiansburg, VA ... Son of Bill, Jr., and Debi Hardee ... His dad was a three-year starter for Tech in football (1973-75) and played on the baseball team in 1974 ... Received his degree in science of food, nutrition and exercise in December.



SPENCER HARRIS

INF, 6-1, 190, R/R
3VL, SENIOR
LOUISA, KY.

One of the top shortstops in the college game ... Named first-team All-BIG EAST last season ... Selected the preseason All-BIG EAST shortstop by the league coaches in 2002 and again this year ... Ranked the best defensive shortstop in the conference by *Baseball America* ... Has shown steady improvement during his Tech career ... Has benefited from the athletic performance program ... Is the complete package at shortstop ... Possesses a fine arm,

outstanding range and great feet ... Joins with second baseman Marc Tugwell to form one of the best double-play combinations in school history ... Continues to make strides at the plate ... Is coming off his best offensive season ... Needs to get off to a quicker start with the bat ... Tends to have his best success in league games ... Hit .259 overall as a freshman in 2000, but carried a .362 average in Tech's 21 Atlantic 10 Conference games that season ... Finished with a .267 batting average in 2001, including a .330 mark in 26 BIG EAST Conference games ... Got a better jump and improved his overall average to .292 last year, while batting .316 in the BIG EAST ... Was one of only two players to start every game in 2002 ... Was successful on 10 of 12 steal attempts last season, but has good enough speed to improve those totals ... Needs to assume more of a leadership role this year after being voted one of the team's co-captains ... Is being looked to for a big senior season ...

2001-02: Opened the season with an eight-game hitting streak ... Was 2-for-4 with two runs scored in a victory over Western Michigan ... Had three hits, including a double, and two runs scored in a loss to UNC Wilmington ... Collected two doubles and a pair of RBIs at James Madison ... Homered and drove in three runs during a win at Radford ... Went 4-for-5 with a home run, double, two RBIs and a run scored to help Tech to a win at St. John's ... Stole two bases in a game at Virginia ... Was 3-for-4 with two RBIs and two runs scored in a road win at Boston College ... Drove in four runs during Tech's regular-season finale against West Virginia ... Finished the season batting .292 overall and .316 in BIG EAST games ... Posted 12 doubles, three triples and five home runs ... Drove in 40 runs and scored 39 ... Was successful on 10 of 12 stolen base attempts ... Carried a .921 fielding average ...

2000-01: Started 57 games at shortstop ... Batted .267 overall, but carried a .330 batting average in BIG EAST games ... Led the team in stolen bases with 10 in 13 attempts ... Registered 10 doubles and two home runs ... Drove in 22 runs and scored 31 ... Put together a 13-game hitting streak in April ... Hit .426 during that stretch, contributing three-hit games against Seton Hall, West Virginia and Georgetown ... Nine of his 11 multiple-hit games came against BIG EAST schools ... Knocked in three runs with a home run and a double against Long Island ... Had two hits, two RBIs and two runs scored in a home win against Notre Dame ... Hit one of his two home runs in that game ... Went 3-for-5 with three runs scored and three runs batted in during a double-header at Rutgers ... Contributed two hits and drove in a run during a 5-2 Tech win over Notre Dame in the BIG EAST tournament ... Fielded .929 for the season and helped the Hokies turn 63 double plays ... Earned third-team All-BIG EAST honors ... Played in the Cape Cod League during the summer ...

1999-00: Did not get a hit in his first five college games ... Broke the ice with a 3-for-4 outing against West Virginia ... Followed that with two hits and two RBIs against Ohio ... Drove in four runs and hit his first collegiate homer in a win at High Point ... Had five hits, including a pair of triples in Tech's three-game series with Rhode Island ... Collected two hits and two stolen bases in a home win against Virginia ... Hit a three-run home run in the ninth inning to give Tech a win at La Salle ... Was 2-for-4 with three RBIs and a run scored in an NCAA loss to Cal State Fullerton ... Hit .324 over his last 23 games ... Went 9-for-14 in stolen bases ... Tied for the team lead in triples with three ... Also had four doubles and two homers ... Scored 33 runs and drove in 24 ... Committed 16 errors in his first 32 games, but had just five in his last 25 outings ...

High School: A rare five-year letterman who was the backup shortstop on his high school team as an eighth grader ... Started four years at shortstop for Coach Randy Keeton at Lawrence County High ... Was named the all-area co-player of the year as a junior and senior ... Batted .442 his senior year and stole a school record 53 bases ... Drove in 35 runs and scored 52 ... Contributed seven home runs on the way to garnering all-area, all-district, all-region and all-state honors ... Named to the district and region all-tournament teams ... Was also selected one of the Kentucky Senior All-Stars and was

named to the West Virginia/Kentucky All-Conference team ... Finished his junior year with a .480 batting average and his sophomore season with a .389 average ... Stole 34 bases as a junior and 33 as a sophomore ... Earned all-area honors both seasons and was chosen to the district all-tournament team both years ... Picked to the Kentucky Junior All-Star team ... Also lettered in basketball and football ... An outstanding student who was the valedictorian of his senior class ... Named to *Who's Who in Sports* and *Who's Who Among American High School Students* ...

Personal: Spencer Matthew Harris ... Born 11/23/80 in Middlesboro, KY ... Son of Michael and Debbie Harris ... His family now lives in Canonsburg, PA ... Studying human nutrition, foods and exercise.

	G	AB	R	H	RBI	BAvg	BB	SO	2b	3b	HR	TB	SB-SBA
2000	57	166	33	43	24	.259	21	28	4	3	2	59	9- 14
2001	57	191	31	51	22	.267	18	33	10	0	2	67	10- 13
2002	59	219	39	64	40	.292	14	39	12	3	5	97	10- 12
Totals	173	576	103	158	86	.274	53	100	26	6	9	223	29- 39



**M.J.
HURLEY**

**P, 6-5, 212, R/R
FRESHMAN
WILMINGTON, N.C.**

A newcomer with plenty of talent ... Could step in and challenge for one of the top starting positions ... Combines excellent size with an outstanding arm ... Has good velocity and movement on his fastball ... Showed improvement with his breaking ball during the fall ... Possesses the potential to develop into a dominating pitcher as he gains experience and adjusts to the college game ... Was listed as one of the Top 5 newcomers in the BIG EAST Conference by *Baseball America* ... Figures to get a lot of innings as a freshman ...

High School: Was named Hoggard High's MVP and the conference player of the year after registering an 11-1 pitching mark in 2002 ... Carried a 0.46 earned run average and struck out 101 batters in 76.1 innings ... Earned all-state honors and played in the North Carolina-South Carolina All-Star game ... Turned in a 6-3 record and 1.89 ERA as a junior ... Fanned 76 batters that season in 55.2 innings on the mound ... Helped his team to a 42-10 record and a conference championship during his varsity career ... Was a two-year letterman for Coach Jeep St. Ledger ...

Personal: Michael John Hurley ... Born 3/11/84 in Wilmington, NC ... Son of Mike and Pam Hurley ... Enrolled in university studies.

STARTERS BY POSITION

Catcher: Jed English 45, Wyatt Toregas 12, Brian Copeland 2; **First Base:** Chris Winterfeldt 47, David McDonald 12; **Second Base:** Marc Tugwell 56, Tom Blaszak 3; **Shortstop:** Spencer Harris 59; **Third Base:** John West 59; **Left Field:** Chris Stanton 42, Matt Kalish 7, Chris Winterfeldt 5, Brian Copeland 3, Pat Pinkman 2; **Center Field:** Brad Bauder 47, Chris Hutchison 11, Chris Stanton 1; **Right Field:** Chris Hutchison 20, Wyatt Toregas 13, Brad Bauder 10, Brian Copeland 8, Pat Pinkman 6, Matt Kalish 2; **Designated Hitter:** Wyatt Toregas 26, Chris Hutchison 17, Jed English 6, Brian Copeland 6, David McDonald 4.



MATT KALISH

**OF, 6-0, 170, L/L
1VL, SOPHOMORE
MIAMI, FLA.**

Is one of the candidates for the starting job in right field ... Has the skills to be a good outfielder, but must become more consistent ... Will also be looked to for more consistency at the plate ... Made good strides with his swing during the fall ... Possesses the potential to be a solid left-handed hitter for the Hokies ... Picked up some useful experience as a freshman ... His performance during the preseason will determine his role ...

2001-02: Played in 20 games ... Started seven games in left field and two in right field ... Finished with a .205 batting average ... Scored nine runs and had two doubles and two runs batted in ... Went 1-for-3 with a double, two runs batted in and a run scored during a loss to Western Michigan ... Contributed a double and scored a key run in a road win at Charlotte ... Drew two walks and scored two runs in a BIG EAST win against Pittsburgh ... Was 2-for-4 in the second game of a double-header against Notre Dame ...

High School: Lettered two seasons as an outfielder for Coach Manny Fernandez at Killian High ... Hit .360 as the team's lead-off hitter his senior year ... Scored 32 runs and drove in 22 ... Hit two home runs and was 12-for-12 in stolen bases ... His team was rated as high as No. 4 in the nation by *USA Today* ... Team finished 24-5 with four one-run losses in 2001 ... Played on back-to-back district championship squads ... Named Comeback Player of the Year after missing most of his junior season due to medical problems ...

Personal: Matthew Scott Kalish ... Born 9/21/82 in Dallas, TX ... Son of Kenneth and Alicia Kalish ... Studying mechanical engineering.

	G	AB	R	H	RBI	BAvg	BB	SO	2b	3b	HR	TB	SB-SBA
2002	20	39	9	8	2	.205	4	14	2	0	0	10	0-0



RYAN KENNEDY

**P, 6-0, 185, R/L
R-FRESHMAN
PUNTA GORDA, FLA.**

Could be in the thick of the competition for a starting spot in the pitching rotation despite being on campus less than two months ... Transferred to Tech from the University of Florida where he was redshirted last season ... Entered school in January and has four years of eligibility ... Is a welcome addition to the Tech staff ... Gives the Hokies another much-needed left-hander ... A polished performer who knows how to pitch ... Has good location ... Can throw three pitches for strikes ... Coaches must figure where he best fits in ... Has a chance to make an early impact ...

Florida: Was redshirted while attending the University of Florida as a freshman in 2001-02 ...

High School: Posted a 26-4 pitching mark during four varsity seasons for Coach Dave Tollett at Charlotte High ... Was named third-team all-state as a senior and honorable mention as a junior ... Finished his senior season 8-3 with a 1.95 earned run average and 92 strikeouts in 70 innings ... Was 9-1 on the mound his junior year ... Posted a 1.67 ERA and fanned 74 batters in 54 innings ... Pitched a perfect game during the district playoffs ... Had a combined 16-1 record during summer competition in 2000 and 2001 ...

Personal: Ryan Matthew Kennedy ... Born 4/18/83 in Ft. Myers, FL ... Son of Steve and Lauri Kennedy ... Enrolled in interdisciplinary studies.



JEFF LANDING

**P, 6-3, 185, R/R,
1VL, SOPHOMORE
JAMESTOWN, N.C.**

Picked up some valuable experience last year as a freshman ... His 45.2 innings and six starts are tops among pitchers returning from last year's staff ... Was used mainly in mid-week games in 2002 ... Finished with three wins in his last four starts ... Pitched well during the fall ... Continues to get better and stronger ... Will be a leading candidate for a weekend spot in the rotation this spring ... Mixes up his pitches and throws strikes ... A competitor on the mound ... Isn't afraid to challenge hitters ... Will be counted on to help fill the void left by the departure of all three weekend starters ...

2001-02: Six of his 14 appearances on the mound were starts ... Pitched a total of 45.2 innings with a 5.91 earned run average ... Turned in a 3-2 overall record and was 3-1 as a starter ... Pitched 5.2 innings against LeMoyne in his first start but did not get a decision ... Suffered a loss in relief to Pittsburgh and lost a start to Virginia ... Picked up his first win with a nine-inning, six-hit outing against Radford ... Allowed just one run in that game and struck out four batters ... Worked 6.1 innings to register a win against East Tennessee State ... Had a season-high seven strikeouts on the way to a win against Virginia Commonwealth ... Gave up just six hits and two runs in eight innings of work against the Rams ... Appeared in just four BIG EAST games, all in relief ...

High School: Turned in a 7-3 pitching mark and 1.83 earned run average as a senior for Coach Reid Holmes at Southwest Guilford High ... Struck out 87 batters in 72.2 innings ... Also played in the outfield and batted .305 with 21 RBIs, five doubles and three homers ... Helped team to the second round of the state playoffs ... Named one of the Top 50 prospects in the state of North Carolina by *Baseball America* ... Runner-up for conference player of the year award ... Won the team's MVP award ... All-conference and all-state ... Played in East-West All-Star game ... Registered a 7-2 record as a junior with three saves and a 2.92 ERA ... Struck out 48 batters in 55 innings ... Batted .450, scoring 23 runs and driving in 15 ... Had seven doubles, two triples and two home runs ... All-area and all-conference ... Team was 43-12 over his last two varsity seasons ...

Personal: Jeffrey Michael Landing ... Born 7/31/83 in Durham, NC ... Son of Frank and Tina Landing ... Is studying business.

	W	L	IP	H	R	ER	ERA	BB	SO	G	S	CG	SHO	SV
2002	3	2	45.2	58	36	30	5.91	14	26	14	6	1	0	0



**DAVID
LONDREY**

**C, 6-4, 211, R/R
R-FRESHMAN
RICHMOND, VA.**

A young catcher who could get some playing time as a designated hitter or pinch hitter ... Worked with Tech's pitchers in the bullpen last season while redshirting ... Benefited from the experience ... Must continue to improve his skills behind the plate ... Has shown signs of improvement as a hitter ... Possesses good size and some power potential ... Could add some right-handed punch to the lineup ...

2001-02: Was redshirted while serving as the Hokies' bullpen catcher ...

High School: Played his senior season at Douglas Freeman High where he was a catcher for Coach Ken Moore ... Posted a .363 batting average as a senior ... Helped the team to a Colonial District championship and the semifinals of the state AAA tournament ... Attended St. Christopher's School in Richmond before transferring to Freeman ... Carried a .435 batting average his junior season ... Was named to the all-prep team following his sophomore and junior seasons ... Also lettered two years as a quarterback in football ...

Personal: David Sherwood Londrey ... Born 10/4/82 in Greenville, NC ... Son of Greg and Joy Londrey ... Enrolled in university studies.



**DAVID
MCDONALD**

**INF, 6-2, 205, R/R,
1VL, SOPHOMORE
PHOENIX, ARIZ.**

A promising player who is coming off a solid freshman season ... Made the conversion from third base to first base prior to the 2002 season ... Saw action there last year, including 12 starts ... Has shown tremendous improvement defensively ... Joins with left-handed hitting senior Chris Winterfeldt to solidify the position ... Made changes offensively during the fall that should help him make more contact at the plate ... Could gain added playing time with continued improvement ... Brings power to the lineup ... Ten of his 18 hits last season went for extra bases ... Has a big body and good strength ... Is expected to be a key player in the offense against left-handed pitching ...

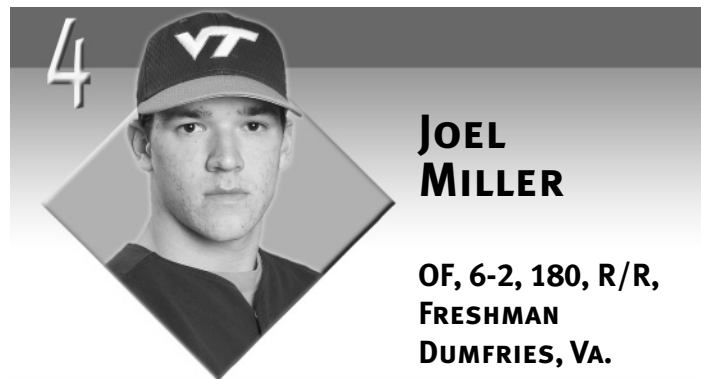
2001-02: Was 7-for-13 (.538) at the plate in his first five collegiate games ... Five of his seven hits during that stretch went for extra bases — three doubles and two home runs ... Saw action in a total of 28 games ... Got 12 starts at first base and four as the designated

hitter ... Hit .300 with seven doubles, a triple and two home runs ... Drove in five runs and scored 14 ... Was 3-for-4 with a double and home run in a win against Western Michigan ... Had a single, homer and two RBIs during a loss to UNC Wilmington ... Drew three walks in a game against James Madison at English Field ... Collected three hits, including a pair of doubles, in a game against Georgetown ... Also scored two runs in that game ... Ended up batting .333 in games that he started ...

High School: Was named the Male Athlete of the Year at Chaparral High for the 2000-2001 school year ... Helped the baseball team to the 4A state semifinals as a senior ... Was also a starter on the school's state championship football team ... Lettered three seasons in baseball as a third baseman for Coach Jerry Dawson ... Hit .453 in 2001 with 14 doubles, three triples, four home runs and 42 RBIs ... Scored 40 runs and had a .534 on-base percentage ... His team won the Horizon National Invitation Tournament, which included 24 teams from around the nation ... Was named to the Arizona Senior Sun Belt Team and earned all-city and all-region honors ... Drove in 37 runs as a junior when he batted .456 with 12 doubles and seven home runs ... Scored 29 runs and had an .845 slugging percentage ... Baseball team won state championships his junior and sophomore years and posted a three-year record of 86-15 ... Football squad went 28-0 and won back-to-back state titles his junior and senior seasons ... Participated in ice hockey on the club level from 1993-98 ...

Personal: David Michael McDonald ... Born 9/20/82 in Lynchburg, VA ... Son of Jim and Carole McDonald ... Enrolled in university studies.

	G	AB	R	H	RBI	BAvg	BB	SO	2b	3b	HR	TB	SB-SBA
2002	28	60	14	18	5	.300	11	21	7	1	2	33	0- 0



**JOEL
MILLER**

**OF, 6-2, 180, R/R,
FRESHMAN
DUMFRIES, VA.**

A strong, young player who is still developing his overall skills ... Runs well and possesses good athletic ability ... Got a look at all three outfield positions during the fall ... Is most likely to work in left or right ... Works hard and has a good arm ... Is still adjusting to college pitching ... May need a year to become more comfortable and develop more consistency ... Has the potential to become a good player for the Hokies in the future ...

High School: Was named first-team all-district, all-area and all-region following his senior season ... Batted .475 with three home runs, 22 runs batted in and five stolen bases ... Led the team with 36 hits ... Posted a .290 batting average and drove in 16 runs as a junior ... Earned all-district honors ... Was named the team's most improved player his sophomore year ... Helped the team to district titles in 2001 and 2002, and a regional championship in '01 ... Earned two letters as an outfielder for Coach John Colantuoni at C.D. Hylton High... Also played ice hockey for three years ...

Personal: Joel Andrew Miller ... Born 3/15/84 in Maryland ... Son of Gene and Debbie Miller ... Enrolled in housing, interior design and residence management.

28



JEFF MONACO

**INF, 5-11, 172, R/R,
R-FRESHMAN
MATTHEWS, N.C.**

A solid backup for the infield ... Worked primarily at shortstop last year while redshirting ... Moved to third base during the fall and enjoyed his most success ... A hard worker with good defensive skills ... Makes contact at the plate ... Still needs to get stronger, but has come a long way offensively ... His versatility will be an asset ...

2001-02: Made the team as a walk-on ... Worked at the middle infield positions while redshirting ...

High School: Lettered three seasons as a shortstop and pitcher for Coach George Dedonato at Unionville High School in Pennsylvania ... Earned first-team all-conference honors as a senior after batting .470 and driving in 27 runs ... Contributed six doubles and three triples ... Was named the team's hitter of the year ... Posted a 3-2 record on the mound with a 1.64 earned run average ... Carried a .367 batting average as a junior with 15 RBIs, seven doubles and three triples ... Batted .413 for his American Legion team in 2001, helping it to a sixth-place finish in the Pennsylvania state tournament ...

Personal: Jeffrey James Monaco ... Born 9/12/83 in Doylestown, PA ... Son of Bruce and Joanne Monaco ... Family now lives in North Carolina ... Enrolled in business.

11



JAY MUSIALOWSKI

**P/INF, 6-1, 180, L/R
JUNIOR
DEPEW, N.Y.**

A transfer who worked as a pitcher and an infielder during the fall ... Got a look at both second and third base ... Could also get a look in the outfield during the spring ... May be used in a utility role ... Will likely see the majority of his playing time on the mound and as a pinch-hitter and designated hitter ... Combines good velocity with movement on his fastball ... Could be used as a setup man out of the bullpen ... Has shown ability as a hitter from the left side ... Makes contact and uses the whole field ... An outstanding student ... Should be a valuable addition to the squad ...

Rochester: Attended Rochester Institute of Technology for two years and played baseball for Coach Rob Grow ... Saw action as an infielder and a pitcher ... Hit .371 his freshman year, driving in 12 runs and scoring 13 ... Posted a 1-1 record on the mound ... Pitched a complete game two-hitter against St. Lawrence University as a sophomore ... Struck out 12 batters in that game ... Had a 1-1 record and 0.47 earned run average his second season ... Finished with a

.310 batting average and 15 RBIs ... Was in the honors program at RIT ... Member of the Golden Key National Honor Society ...

High School: Lettered two seasons as a pitcher and shortstop for Coach Paul Smaldone at Canisius High ... Compiled a 9-0 record on the mound as a senior and hit .415 ... Went 10-for-16 at the plate during the playoffs and was named the MVP ... Earned first-team All-Western New York honors ... Member of National Honor Society and Who's Who Among American High School Students ...

Personal: Jonathan Joel Musialowski ... Born 2/17/82 in Buffalo, NY ... Son of Chet and Ralfa Musialowski ... Majoring in marketing management.

10



ADAM REDD

**P, 5-10, 175, R/R
FRESHMAN
DUMFRIES, VA.**

Another young pitcher with a lot of promise ... Came down with mononucleosis at the end of October ... Was still feeling its effects when preseason practice began ... Worked primarily as a pitcher during the fall ... Showed good ability but must develop more consistency ... Has a better than average breaking ball ... Is likely to get his first look out of the bullpen ... How quickly he regains his strength will determine his status for the 2003 season ...

High School: Was named the Cardinal District and Northwest Region Player of the Year as a senior when he hit .458 with eight home runs and 33 runs batted in ... Saw action as a pitcher, catcher and shortstop during his varsity career at Hylton High ... Lettered three seasons for Coach John Colantuoni ... Finished his senior season with a 3-2 record, seven saves and a 1.83 earned run average on the mound ... Hit .340 as a junior ... Helped lead his team to district and regional titles in 2001 and a district championship in 2002 ...

Personal: Adam Richard Redd ... Born on 5/3/84 in Dallas, Texas ... Son of Roxanne Redd and Thomas Redd ... Enrolled in university studies.

27



CHRIS STANTON

**IF/OF, 6-2, 175, R/R
1VL, SOPHOMORE
CENTREVILLE, VA.**

A valuable player who has the versatility to play several positions ... Is the leading candidate for Tech's starting third base duties in 2003 ... Made the team last year as a walk-on and ended up starting 43 games in the outfield ... Played shortstop over the summer and gained some valuable experience ... Was selected the most valuable

player for the Clark C. Griffith Collegiate Baseball League season ... Moved to third base during the fall and showed a good glove and excellent range ... Has an outstanding arm ... Looking to improve his offensive production this spring ... Needs to hit the ball on the ground more to utilize his speed ... Could be a leadoff guy ... Will be counted on to steal more bases ... Will play an important role for the Hokies offensively and defensively ...

2001-02: Worked at third base during the fall, but was pressed into action in the outfield when spring rolled around ... Ended up starting 42 games in left field and one in center ... Contributed two hits, two runs, two RBIs and a stolen base against The Citadel in his first collegiate game ... Tripled and drove in two runs in a win over Western Michigan ... Put together a five-game hitting streak in late March, but saw his batting average hover around the .200 mark until mid-April ... Collected 23 hits in 68 at bats (.338) during an 18-game stretch to pull his final season average to .248 ... Singled in the game-winning run in the final inning of a 2-1 victory over Rutgers ... Hit his lone home run of the season in a game at Georgetown and added two RBIs and three runs scored ... Went 3-for-3 with a triple and three runs batted in against East Tennessee State ... Had a four-hit game at home against High Point, scoring three times and driving in a run ... Shared the team lead in stolen bases with 12 in 18 attempts ... Finished the season with 38 runs scored and 24 runs batted in ... Registered three doubles, two triples and a homer ... Tied for the team lead in outfield assists with four ... Had two of those assists in a home game against High Point ... Hit .356 with runners in scoring position and was 3-for-4 with the bases loaded ... Was hit by pitches 15 times ...

High School: Lettered two seasons as a shortstop for Coach Don Warren at Centreville ... Batted .333 with a pair of triples as a senior ... Earned all-district and all-region honors ... Helped the team to a 21-9 record and the semifinals of the state AAA tournament ... Hit three home runs and a pair of triples as a junior ... Finished with a .380 batting average on the way to all-district and all-region recognition ... Lettered two seasons as a receiver in football ... Played on Centreville's state championship football team as a senior ...

Personal: Christopher Blair Stanton ... Born 4/4/83 in Los Angeles, CA ... Son of Lou and Adrienne Stanton ... Studying aerospace engineering.

	G	AB	R	H	RBI	BAvg	BB	SO	2b	3b	HR	TB	SB-SBA
2002	53	149	38	37	24	.248	13	23	3	2	1	47	12- 18



SCOTT STOEHR

**P, 6-1, 178, R/R,
FRESHMAN
TIMBERVILLE, VA.**

A walk-on with unlimited potential ... Has a good arm and excellent athletic ability ... Throws as hard as anyone on the Tech staff ... Enjoyed being a position player in high school and saw most of his pitching duty in the late innings ... Relied mostly on his fastball ... Will be used solely as a pitcher at Tech ... Worked to develop a change-up and a slider during the fall ... Possesses a great work ethic ... His progress during the preseason will determine what role he plays on the pitching staff ... Is still raw, but could be a big surprise for the Hokies this spring ...

High School: Lettered four seasons as a pitcher and shortstop at Broadway High, where he played for coaches Mel Morris and Yates Hall ... Carried a .360 batting average his senior year with two home runs and 15 runs batted in ... Posted four homers as a junior when he hit .410 and drove in 25 runs ... Earned second-team all-district recognition that season ... Also lettered in basketball, football and track ... A member of the National Honor Society ...

Personal: Scott Lee Stoehr ... Born 10/11/83 in Harrisonburg, VA ... Son of Terry Stoehr and Lisa Stoehr ... Is enrolled in university studies.



WYATT TOREGAS

**C, 5-11, 190, R/R,
1VL, SOPHOMORE
ASHBURN, VA.**

A pure hitter who is expected to be one of the Hokies' top offensive performers ... Combines a quick bat with a short, compact swing ... Uses the whole field and has good power ... Hit .400 during the final two months of the 2002 season ... Was named honorable mention freshman All-America by *Collegiate Baseball* ... Is scheduled to share the catching duties with senior Jed English ... Will be somewhere in the lineup every day, either as a catcher, outfielder or designated hitter ... Was named the preseason All-BIG EAST catcher by *Baseball America* ... Has all the skills to be a good receiver, including a strong arm ... Got valuable experience working with Tech's pitchers last season ... Also logged some starting time in right field ... Should continue to get better and better as he becomes more focused on the overall game ...

2001-02: Saw playing time in 58 of Tech's 59 games ... Started 26 games as the designated hitter, 13 games in right field and 12 games behind the plate ... Earned all-conference honors as a utility player ... Hit .347 for the season and carried a .378 average in BIG EAST games ... Drove in 51 runs and scored 38 ... Registered 15 doubles, four triples and eight home runs ... Led the team in multiple-RBI games with 16 ... Smacked two doubles against Western Carolina in his first collegiate game ... Went 6-for-11 (.545) in a three-game series with Western Michigan ... Had a triple and four runs batted in during a win over Rutgers ... Was hitting just .239 at the end of March ... Opened April with a seven-game hitting streak that included four-hit, three-RBI games against Charlotte and Villanova ... Drove in the winning run against Villanova with a 10th-inning double ... Went on to hit .400 (58-145) over the final two months of the season ... Had a school-record nine at bats in a game against Georgetown ... Collected seven hits in that game, including three doubles ... Also scored five runs and drove in two ... Was 4-for-4 with two doubles, a triple, two RBIs and two runs score during a win over VMI ... Turned in three hits, three RBIs and two runs in game three against UConn ... Knocked in five runs against Richmond with two home runs and a single ... Won league player of the week honors the final week of the regular season when he went 10-for-18 (.556) with four home runs, 10 runs batted in and five runs scored ... Led Tech to a three-game sweep of West Virginia with eight hits in 12 at bats ... Batted .378 with runners in scoring position and .571 with the bases loaded ...

High School: Lettered four seasons as a catcher for Coach Galvin Morris at South Lakes High ... Batted .609 as a senior with

Continued on following page

TOREGAS

Continued from page 29

three home runs, 12 doubles and 15 runs batted in ... Earned all-district, all-region and first-team Group AAA all-state honors ... Named the MVP of the Virginia High School League All-Star Game ...




WYATT TOREGAS

During the summer, he set a new Connie Mack World Series record for batting average, hitting .765 (13-for-17) to help his team finish second ... Selected second-team *Washington Post* All-Metro ... Hit .418 with two homers his junior year and .491 with a pair of homers his sophomore season ... Earned all-county and all-district honors both years ... Also lettered four years as a wrestler and three as a member of the golf team ...

Personal: Wyatt Reeder Toregas ... Born 12/2/82 in Fairfax, VA ... Son of William and Laura Toregas ... Enrolled in physical education.

	G	AB	R	H	RBI	BAvg	BB	SO	2b	3b	HR	TB	SB-SBA
2002	58	216	38	75	51	.347	15	27	15	4	8	122	0- 3



MARC TUGWELL

**INF, 6-0, 190, R/R
3VL, SENIOR
SPRINGFIELD, VA.**

One of the best second basemen around ... An outstanding defensive player who is coming off his best offensive season ... Fielded .966, hit .342 and drove in 47 runs as a junior ... Was voted first-team All-BIG EAST in 2002 and was named to the league's 2003 preseason team picked by the coaches ... Also selected to the 2002 All-East Region team by the American Baseball Coaches Association ... Is on the verge of shattering Tech career marks for putouts and assists by a second baseman ... Has started 156 of the 164 games in which he has played for the Hokies ... Combines great hands with good feet and an outstanding arm ... Knows what to do with the baseball ... Turns the double-play ... His .980 fielding average in 2001 was the best for a Tech second baseman in Coach Chuck Hartman's 24 seasons ... Is a real asset to the infield with his ability to play second, third or shortstop ... Will be counted on for another steady year at the plate ... Will also be looked to for continued run production ... Handles the bat well and is a good situational hitter ... Struck out just 17 times in 231 at bats in 2002 ... A key figure in Tech's hopes for the 2003 season ...

2001-02: Earned All-BIG EAST and All-East Region honors ... Hit safely in 27 of 28 games during one stretch ... Batted .342 for the season ... and ranked second on the team in hits with 79 ... Played in 56 games, all 56 as the starting second baseman ... Drove in 10 runs during the Hokies' first eight games ... Had home runs in back-to-

back games against Western Michigan and Charlotte ... Went 5-for-9 during a two-game series with UNC Wilmington ... Collected four hits and scored four runs in a game against LeMoyne ... Earned conference player of the week honors after hitting .609 (14-23) during a five-game stretch in early April ... Had five-hit games against Charlotte and Villanova during that span ... Went 4-for-5 with three RBIs and a run scored at home against Virginia ... Knocked in five runs in game three against Georgetown with a single, double and home run ... Doubled twice in a win over UVa in Salem ... Posted six RBIs during a three-game sweep of UConn ... Tied for the team lead in stolen bases with 12 in 16 attempts ... Had just one error over the Hokies' last 18 games ... Turned in 22 multiple-hit games ... Hit .375 with runners on base ...

2000-01: Played in 57 games with 51 starts at second base and two at third base ... Posted a .301 batting average with 27 runs scored and 24 runs batted in ... Contributed 10 doubles and four home runs ... Committed just six errors and posted a .980 fielding mark ... Helped the Hokies turn 63 double plays ... Opened the season with a 3-for-5 performance at Campbell that included two doubles and two runs batted in ... Collected three hits and scored two runs in a loss to Central Michigan ... Earned BIG EAST Player of the Week honors in late March after batting .571 (8-14) during a four-game span ... During that stretch, he was instrumental in a double-header sweep of then No. 8 Notre Dame ... Drove in the game-winning run with a single in the final inning of the first game ... Belted two doubles and a single in the second game ... Was 5-for-8 in those two games ... Also went 3-for-4 with two home runs, three RBIs and three runs scored in a win over St John's that week ... Added a home run and three runs batted in during a home game with Wake Forest ... Had a home run among his three hits against High Point ... Finished with three RBIs in that game ... Turned in nine assists during a win over Old Dominion, just one short of the Tech record for a second baseman ... Went 3-for-4 with two RBIs and two runs scored in the first of three games at West Virginia ... Was 4-for-7 with three runs batted in and two runs scored during Tech's two wins over Notre Dame in the BIG EAST tournament ... Saw action at third base in six games ... Played in the Alaska League during the summer ...

1999-00: Hit .283 with 32 runs batted in and 23 runs scored ... Tied for second on the team in multiple-RBI games with 12 and was third in doubles with 13 ... Batted .349 with runners on base and .700 with the bases loaded ... Committed just two errors in the Hokies' last 15 games and fielded .954 at second base and .946 overall ... Turned in three hits and two RBIs against West Virginia in his second college game ... Went 3-for-3 with two doubles and three runs batted in at George Mason ... Also had a pair of doubles against Liberty ... Belted a two-run homer in a win over Radford ... Contributed six hits and seven RBIs during a three-game sweep of Rhode Island ... Was 6-for-12 in the UMass series ... Collected three hits and three RBIs in a game at James Madison ... Homered to start Tech's comeback-win in the A-10 title game ... Posted 41 starts at second base and six at shortstop ...

High School: Helped West Springfield to a 56-18 record during his three varsity seasons ... Lettered three years as a shortstop for his dad, Ron ... Batted .432 in 1999 with eight home runs, 26 runs batted in and 26 runs scored ... Named the Patriot District Player of the Year ... Earned first-team all-district and all-region honors ... Also selected second-team all-state ... Carried a .407 batting average as a junior when the team won the Virginia Group AAA championship ... Collected 33 hits and scored 25 runs that season ... Picked first-team all-district and all-region ... Played in the state high school all-star game last summer ... A member of the National Honor Society ...

Personal: Marc Steven Tugwell ... Born 4/16/81 in Falls Church, VA ... Son of Ron and Peggy Tugwell ... Studying family financial management.

	G	AB	R	H	RBI	BAvg	BB	SO	2b	3b	HR	TB	SB-SBA
2000	51	159	23	45	32	.283	14	26	13	0	3	67	0- 0
2001	57	196	27	59	24	.301	9	28	10	0	4	81	1- 1
2002	56	231	50	79	47	.342	16	17	14	3	5	114	12- 16
Totals	164	586	100	183	103	.312	39	71	37	3	12	262	13- 17

20



ANDREW WELLS

**P, 6-3, 210, L/L,
FRESHMAN
ALEXANDRIA, VA.**

Another talented young pitcher who will be asked to pick up some innings this spring ... One of only three left-handers on the staff ... Knows how to pitch and has the ability it takes to be successful ... Turned in some strong showings during the fall ... Has a shot at a spot in the starting rotation ... Was selected in the 33rd round of the Major League Baseball amateur draft following his senior year of high school ...

High School: Won numerous honors as a pitcher for Coach Jerry Howell at St. Stephen's & St. Agnes School ... Named first-team All-Metro by *The Washington Post* in 2002 ... A two-time selection as the Alexandria Sportsman's Club Player of the Year ... Earned first-team all-state honors as a junior and senior ... Twice named team MVP ... Finished his senior year with a 5-2 pitching record ... Carried a 0.55 earned run average and added a pair of saves ... Registered 79 strikeouts and just 14 walks in 51 innings on the mound ... Also saw action at first base and in the outfield ... Compiled a .484 batting average in 2002 with eight doubles, three home runs and 21 RBIs ... Struck out the first 11 batters he faced during a game against Episcopal his junior year ... Fanned 14 of the 16 batters he faced ... Had a 4-2 record with two saves and a 0.42 ERA ... Was 8-1 as a freshman and 6-3 his sophomore year ... Holds numerous school season and career records ... Finished with 335 career strikeouts in 218.2 innings ... Had a career ERA of 0.70 and turned in 20 career complete games ... Opponents' combined batting average against him during his four seasons was .151 ...

Personal: Andrew Martin Wells ... Born 6/6/83 in Alexandria, VA ... Son of Michael and Pamela Wells ... Enrolled in business.

19



CHRIS WINTERFELDT

**INF, 6-1, 185, L/L
2VL, R-SENIOR
LYNCHBURG, VA.**

Made a good showing as the starting first baseman in 2002 ... Developed into a good defensive player ... Has good range and footwork around the bag ... Provides the Hokies with a solid left-handed bat ... May be looked on to be a table setter in 2003 ... Can be a threat on the basepaths ... Began his Tech career as an outfielder after transferring from Methodist College ... Underwent elbow surgery following the 2000 season and was held out of competition during the 2000-2001 school year ... Moved to first base in the fall of 2001 ... Bounced back to play in 58 of Tech's 59 games



CHRIS WINTERFELDT

last year ... Enjoyed his best offensive season, batting .306 ... Will be looked to for continued improvement and steady play this spring ...

2001-02: Worked at first base during the fall and opened the season as the starter ... Started five-straight games in left field during mid-March, then returned to first base where he started a total of 47 games ... Batted .306 for the season ... Contributed six doubles and three home runs ... Finished with 21 runs batted in and 38 runs scored ... Stole nine bases in 15 attempts ... Had two-hit games against Old Dominion, Western Michigan and Charlotte early in the season ... Was 4-for-5 with a home run at Richmond ... Went 2-for-4 with two runs scored in Tech's first game with Pittsburgh and was 2-for-4 with four RBIs in the final game of the Hokies' three-game series with the Panthers ... Had three hits in a win over Seton Hall ... Homered and drove in three runs in a home win against Radford ... Posted five hits in nine at bats during a pair of starts at Georgetown ... Scored five runs in those games and drove in two ... Was 4-for-4 with three runs scored and two runs batted in during a win over West Virginia ... Registered a hit in each of Tech's three games in the BIG EAST Championship ...

2000-01: Underwent elbow surgery after the 2000 season ... Did not participate in fall practice ... Was held out of competition during the 2001 season to allow more time to recover from his injury ...

1999-00: Played in 39 games ... His 27 starts included 12 in right field, 10 in left field and five at DH ... Batted .294 with 18 RBIs ... Hit safely in 10 of his last 13 games ... Carried a .394 batting average with runners in scoring position ... Turned in two hits, including a triple, and stole two bases during a win over Tennessee ... Smacked a three-run homer at High Point ... Collected a season-high three hits and scored twice in a loss at James Madison ... Drove in two runs in games against Kent, UMass and Duquesne ... Had two hits and three RBIs in another game with Duquesne ... Posted six doubles, a triple and two home runs ...

Methodist: Saw action in 23 games as an outfielder for Coach Tom Austin at Methodist College in Fayetteville, NC ... Drew seven starts ... Collected eight hits, including two doubles, in 37 at bats for a .216 batting average ... Scored eight runs and drove in five ...

High School: Saw action as a pitcher, first baseman and outfielder for Coach Jim Thacker at Jefferson Forest High ... Lettered three seasons ... Earned first-team all-area, all-district, all-region and all-state honors his senior year ... Helped his American Legion team to a state championship in 1996 ... Played in the '96 Dixie Youth World Series ...

Personal: Christopher Todd Winterfeldt ... Born 6/29/80 in Jackson, MS ... Son of Todd and Robin Winterfeldt ... Enrolled in interdisciplinary studies.

	G	AB	R	H	RBI	BAvg	BB	SO	2b	3b	HR	TB	SB-SBA
2000	39	102	17	30	18	.294	15	20	6	1	2	44	4- 5
2002	58	193	38	59	21	.306	19	37	6	0	3	74	9- 15
Totals	97	295	55	89	39	.302	34	57	12	1	5	118	13- 20

2003 opponents

CAMPBELL (CAMELS)

Location: Buies Creek, N.C.
Home Field: Taylor Field
Capacity: 1,000
Coach: Chip Smith
Record at CU: 178-210-1 (7 yrs.)
Career Record: 350-363-2 (14 yrs.)
Conference: Atlantic Sun
'02 Record: 22-29
Letterwinners Returning/Lost: 18/14
Baseball Contact: Chris Kilcoyne
Phone/Fax: (910) 814-4367/893-1330
Website: www.campbell.edu/athletics

VIRGINIA COMMONWEALTH (RAMS)

Location: Richmond, Va.
Home Field: The Diamond
Capacity: 12,134
Coach: Paul Keyes
Record at VCU: 294-183 (8 yrs.)
Career Record: same
Conference: Colonial Athletic Association
'02 Record: 38-27 (NCAA)
Letterwinners Returning/Lost: 15/9
Baseball Contact: Scott Garbarini
Phone/Fax: (804) 828-1740/828-9428
Website: www.vcu.edu/vcurams

HIGH POINT (PANTHERS)

Location: High Point, N.C.
Home Field: George S. Erath Field
Capacity: 800
Coach: Sal Bando, Jr.
Record at HPU: 26-31 (1 yr.)
Career Record: 128-119 (5 yrs.)
Conference: Big South
'02 Record: 26-31
Letterwinners Returning/Lost: 9/12
Baseball Contact: Lee Owen
Phone/Fax: (336) 841-4605/841-9182
Website: www.highpointpanthers.com

CHARLESTON SOUTHERN (BUCCANEERS)

Location: Charleston, S.C.
Home Field: Buccaneer Field
Capacity: 500
Coach: Gary Murphy
Record at CSU: 136-160-1 (5 yrs.)
Career Record: same
Conference: Big South
'02 Record: 25-34
Letterwinners Returning/Lost: 12/7
Baseball Contact: David Shelton
Phone/Fax: (843) 863-7688/863-7676
Website: www.csusports.com

KENT STATE (GOLDEN FLASHES)

Location: Kent, Ohio
Home Field: Gene Michael Field
Capacity: 2,000
Coach: Rick Rembielak
Record at KSU: 301-206-1 (9 yrs.)
Career Record: same
Conference: Mid-American
'02 Record: 37-22 (NCAA)
Letterwinners Returning/Lost: 17/7
Baseball Contact: Jeff Schaefer
Phone/Fax: (330) 672-8419/672-2212
Website: www.kent.edu/athletics

JAMES MADISON (DUKES)

Location: Harrisonburg, Va.
Home Field: Long Field/Mauck Stadium
Capacity: 1,200
Coach: Spanky McFarland
Record at JMU: 166-125-2 (5 yrs.)
Career Record: 342-349-3 (13 yrs.)
Conference: Colonial Athletic Association
'02 Record: 44-16 (NCAA)
Letterwinners Returning/Lost: 17/8
Baseball Contact: Curt Dudley
Phone/Fax: (540) 568-6154/568-3703
Website: www.JMUSports.com

CORNELL (BIG RED)

Location: Ithaca, N.Y.
Home Field: Hoy Field
Capacity: 500
Coach: Tom Ford
Record at CU: 179-288-1 (12)
Career Record: same
Conference: Ivy League
'02 Record: 15-30
Letterwinners Returning/Lost: 8/7
Baseball Contact: Laura Stange
Phone/Fax: (607) 255-5627/255-9791
Website: www.cornellbigred.com

EAST TENNESSEE STATE (BUCCANEERS)

Location: Johnson City, Tenn.
Home Field: Cardinal Park
Capacity: 2,000
Coach: Tony Skole
Record at ETSU: 65-99 (3 yrs.)
Career Record: 160-156 (6 yrs.)
Conference: Southern
'02 Record: 21-36
Letterwinners Returning/Lost: 13/12
Baseball Contact: Matthew Snellings
Phone/Fax: (423) 439-5263/439-6138
Website: www.ETSUBUCS.com

MOREHEAD STATE (EAGLES)

Location: Morehead, Ky.
Home Field: Allen Field
Capacity: 1,200
Coach: John Jarnagin
Record at MSU: 171-213-2 (7 yrs.)
Career Record: same
Conference: Ohio Valley
'02 Record: 29-27
Letterwinners Returning/Lost: 19/12
Baseball Contact: Randy Stacy
Phone/Fax: (606) 783-2500/783-2550
Website: www.msueagles.com

OHIO (BOBCATS)

Location: Athens, Ohio
Home Field: Wren Stadium
Capacity: 6,000
Coach: Joe Carbone
Record at OU: 426-333-1 (14 yrs.)
Career Record: same
Conference: Mid-American
'02 Record: 26-25
Letterwinners Returning/Lost: 18/3
Baseball Contact: Paul Warner
Phone/Fax: (740) 597-1837/597-1838
Website: www.ohiobobcats.com

RICHMOND (SPIDERS)

Location: Richmond, Va.
Home Field: Pitt Field
Capacity: 600
Coach: Ron Atkins
Record at UR: 560-405-4 (18 yrs.)
Career Record: same
Conference: Atlantic 10
'02 Record: 53-13 (NCAA)
Letterwinners Returning/Lost: 24/2
Baseball Contact: Jennifer Arnette
Phone/Fax: (804) 287-6313/289-8820
Website: www.RichmondSpiders.com

SETON HALL (PIRATES)

Location: South Orange, N.J.
Home Field: Carroll Field
Capacity: 1,000
Coach: Mike Sheppard
Record at SHU: 975-516-11 (30 yrs.)
Career Record: same
Conference: BIG EAST
'02 Record: 25-28
Letterwinners Returning/Lost: 17/11
Baseball Contact: Kevin Fischer
Phone/Fax: (973) 761-9493/761-9061
Website: www.SHUpirates.com

LIBERTY (FLAMES)

Location: Lynchburg, Va.
Home Field: Worthington Stadium
Capacity: 1,000
Coach: Matt Royer
Record at LU: 0-0 (1st yr.)
Career Record: 318-237 (12 yrs.)
Conference: Big South
'02 Record: 33-24-2
Letterwinners Returning/Lost: 18/17
Baseball Contact: Joey Mullins
Phone/Fax: (434) 582-2604/582-2076
Website: www.liberty.edu/athletics

GEORGETOWN (HOYAS)

Location: Washington, D.C.
Home Field: Shirley Povich Field
Capacity: 1,500
Coach: Peter Wilk
Record at GU: 39-129 (3 yrs.)
Career Record: same
Conference: BIG EAST
'02 Record: 9-47
Letterwinners Returning/Lost: 19/7
Baseball Contact: Rich Retyi
Phone/Fax: (202) 687-5241/687-2491
Website: www.guhoyas.com

VILLANOVA (WILDCATS)

Location: Villanova, Pa.
Home Field: Villanova Ballpark
Capacity: 750
Coach: Joe Godri
Record at VU: 30-23 (1 yr.)
Career Record: same
Conference: BIG EAST
Letterwinners Returning/Lost: 23/9
'02 Record: 30-23
Baseball Contact: Jonathan Gust
Phone/Fax: (610) 519-4122/519-7323
Website: www.villanova.com

RADFORD (HIGHLANDERS)

Location: Radford, Va.
Home Field: Dedmon Center Park
Capacity: 1,000
Coach: Lew Kent
Record at RU: 173-242 (8 yrs.)
Career Record: same
Conference: Big South
'02 Record: 18-33
Letterwinners Returning/Lost: 14/13
Baseball Contact: Aaron Barter
Phone/Fax: (540) 831-5726/831-5556
Website: www.radford.edu/Athletics/index.html

VIRGINIA (CAVALIERS)

Location: Charlottesville, Va.
Home Field: Davenport Field at UVa Baseball Stadium
Capacity: 2,000

Coach: Dennis Womack
Record at UVa: 565-580-7 (22 yrs.)
Career Record: same
Conference: Atlantic Coast
'02 Record: 25-32
Letterwinners Returning/Lost: 15/8
Baseball Contact: Adam Jones
Phone/Fax: (434) 982-5131/982-5525
Website: www.virginiasports.com

BOSTON COLLEGE (EAGLES)

Location: Chestnut Hill, Mass.
Home Field: Shea Field
Capacity: 1,000
Coach: Pete Hughes
Record at BC: 120-88-1 (4 yrs.)
Career Record: 172-118-1 (6 yrs.)
Conference: BIG EAST
'02 Record: 30-25
Letterwinners Returning/Lost: 19/6
Baseball Contact: Mickey Brown
Phone/Fax: (617) 552-4508/552-4903
Website: www.bceagles.com

VMI (KEYDETS)

Location: Lexington, Va.
Home Field: Patchin Field
Capacity: 1,000
Coach: Tom Slater
Record at VMI: 25-73 (2 yrs.)
Career Record: same
Conference: Southern
'02 Record: 10-41
Letterwinners Returning/Lost: 11/7
Baseball Contact: Bradley Damron
Phone/Fax: (540) 464-7253/464-7583
Website: www.vmi.edu

WEST VIRGINIA (MOUNTAINEERS)

Location: Morgantown, W. Va.
Home Field: Hawley Field
Capacity: 1,500
Coach: Greg Van Zant
Record at WVU: 229-201-1 (8 yrs.)
Career Record: same
Conference: BIG EAST
'02 Record: 24-26
Letterwinners Returning/Lost: 11/10
Baseball Contact: Adam Zundell, Brady Smith
Phone/Fax: (304) 293-2821/293-4105
Website: www.MSNSportsNET.com

CONNECTICUT (HUSKIES)

Location: Storrs, Conn.
Home Field: J.O. Christian Field
Capacity: 2,000
Coach: Andy Baylock
Record at UConn: 532-469-8 (23 yrs.)
Career Record: same
Conference: BIG EAST
'02 Record: 28-22

Letterwinners Returning/Lost: 11/5
Baseball Contact: Brook Brandenburger, Kyle Muncy
Phone/Fax: (860) 486-3531/486-5085
Website: www.UConnHuskies.com

RUTGERS (SCARLET KNIGHTS)

Location: Piscataway, N.J.
Home Field: Class of 1953 Complex
Capacity: 1,500
Coach: Fred Hill
Record at RU: 617-372-5 (18 yrs.)
Career Record: 765-463-7 (26 yrs.)
Conference: BIG EAST
'02 Record: 35-22
Letterwinners Returning/Lost: 13/9
Baseball Contact: Pat McBride
Phone/Fax: (732) 445-4200/445-3063
Website: www.scarletknights.com

ST. JOHN'S (RED STORM)

Location: Jamaica, N.Y.
Home Field: The Ballpark at St. John's
Capacity: 3,500
Coach: Ed Blankmeyer
Record at SJU: 212-139-3 (7 yrs.)
Career Record: same
Conference: BIG EAST
'02 Record: 29-23
Letterwinners Returning/Lost: 19/12
Baseball Contact: Mex Carey
Phone/Fax: (718) 990-1521/969-8468
Website: www.redstormsports.com

PITTSBURGH (PANTHERS)

Location: Pittsburgh, Pa.
Home Field: Trees Field
Capacity: 500
Coach: Joe Jordano
Record at UP: 124-121-2 (5 yrs.)
Career Record: 409-235-3 (15 yrs.)
Conference: BIG EAST
'02 Record: 36-16-1
Letterwinners Returning/Lost: 11/6
Baseball Contact: Burt Lauten
Phone/Fax: (412) 648-8240/648-8248
Website: www.pittsburghpanthers.com

NOTRE DAME (FIGHTING IRISH)

Location: Notre Dame, Ind.
Home Field: Frank Eck Stadium
Capacity: 2,500
Coach: Paul Mainieri
Record at UND: 354-142-1 (8 yrs.)
Career Record: 686-421-1 (20 yrs.)
Conference: BIG EAST
'02 Record: 50-18 (NCAA)
Letterwinners Returning/Lost: 17/9
Baseball Contact: Pete LaFleur
Phone/Fax: (574) 631-7516/631-7941
Website: www.und.com

the BIG EAST conference

Moving forward and exploring new horizons has been the norm rather than the exception for the BIG EAST Conference since opening its doors in 1979.

The BIG EAST became a reality on May 31, 1979, following a meeting of athletic directors from Providence College, St. John's, Georgetown and Syracuse Universities. Seton Hall, Connecticut and Boston College completed the original seven-school alliance.

After one season, Villanova was added and began play in 1980-81. Two seasons later, Pittsburgh joined the group and started competition in '82-83.

Miami was admitted in 1990 and began BIG EAST competition in '91-92. Rutgers, West Virginia and Notre Dame joined in '94 in two separate expansions and began play in 1995-96. In 1999, Virginia Tech became the league's 14th member. The Hokies

began competing as a full member of the BIG EAST in 2000-2001. Tech was a charter member of the BIG EAST Football Conference when it was formed in 1991.

While the membership has increased, the focus of the BIG EAST remains unchanged. It is a group that reflects a tradition of broad-based programs, led by administrators and coaches who place a constant emphasis on academic integrity. The BIG EAST Conference has enjoyed a leadership role nationally. Its student-athletes own significantly high graduation rates and their record of scholastic achievement notably reflects a balance between intercollegiate athletics and academics.

Any successful consortium enjoys outstanding leadership. Michael Tranghese, the league's first full-time employee, and for 11 years

2002 FINAL STANDINGS



	BIG EAST				Overall			
	W	L	T	Pct.	W	L	T	Pct.
†*Notre Dame	18	8	0	.692	50	18	0	.735
†Virginia Tech	18	8	0	.692	33	26	0	.559
Boston College	15	11	0	.577	30	25	0	.545
Rutgers	15	11	0	.577	35	22	0	.614
Pittsburgh	14	11	0	.560	36	16	1	.689
St. John's	14	12	0	.538	29	23	0	.558
Connecticut	13	12	0	.520	28	22	0	.560
Villanova	12	13	0	.480	30	23	0	.566
Seton Hall	11	15	0	.423	25	28	0	.472
West Virginia	9	16	0	.360	24	26	0	.480
Georgetown	2	24	0	.076	9	47	0	.161

* - BIG EAST Tournament champion

† - BIG EAST regular season champion

the associate of Dave Gavitt, took over the Commissioner's reins in June, 1990. The expansion in membership is only a portion of Tranghese's achievements. In his first year at the helm, he administered the formation of the eight-

member BIG EAST Football Conference, which became a major player in college football immediately after its inception.

BIG EAST sports attract the interest of followers in the nation's largest media markets including New York, Chicago, Philadelphia, Boston, Washington, D.C., Miami, Pittsburgh and Hartford. The league has long been considered a leader in innovative concepts in promotion and publicity, particularly regarding television. Those efforts have resulted in unparalleled visibility for BIG EAST student-athletes.

More than 475 BIG EAST athletes have earned All-America recognition and dozens have won individual NCAA national championships. The BIG EAST has been well represented on U.S. or foreign national and Olympic teams.

The BIG EAST has its headquarters in Providence where the conference administers to more than 5,000 athletes in 23 sports.

2002 BIG EAST AWARD WINNERS

BIG EAST PLAYER OF THE YEAR

Steve Stanley, Notre Dame, CF, Senior, 5-8, 155, Upper Arlington, Ohio/Worthington Christian

BIG EAST PITCHER OF THE YEAR

Chris Lambert, Boston College, RHP, Freshman, 6-0, 195, Manchester, N.H./Manchester Memorial

BIG EAST ROOKIE OF THE YEAR

Chris Lambert, Boston College, RHP, Freshman, 6-0, 195, Manchester, N.H./Manchester Memorial

BIG EAST COACH OF THE YEAR

Peter Hughes, Boston College, 172-116-1, 6th season; At BC: 120-86-1, 5th season

All-BIG EAST First Team

P - Chris Lambert, Boston College, Fr.
 P - Isaac Pavlik, Seton Hall, Sr.
 P - **Joe Saunders, Virginia Tech, Jr.**
 C - Jeff Mackor, Boston College, Sr.
 1B - Brant Colamarino, Pittsburgh, Jr.
 2B - **Marc Tugwell, Virginia Tech, Jr.**
 SS - **Spencer Harris, Virginia Tech, Jr.**
 3B - **John West, Virginia Tech, Sr.**
 OF - Casey Grimm, Seton Hall, Jr.
 OF - Neal McCarthy, Boston College, Sr.
 OF - Steve Stanley, Notre Dame, Sr.**
 UT - Charles Bilezikjian, St. John's, Sr.
 DH - Brian Durkin, Boston College, Sr.

All-BIG EAST Second Team

P - Bobby Brownlie, Rutgers, Jr.
 P - Billy Biggs, West Virginia, Jr.
 P - James Russell, Villanova, Jr.
 C - Paul O'Toole, Notre Dame, Sr.
 1B - Rob Cafiero, Villanova, Sr.
 2B - Steve Sollmann, Notre Dame, So.
 SS - Brett Burnham, Connecticut, Jr.
 3B - Brendan Mannix, Villanova, Sr.
 OF - Chris Graziano, Villanova, Jr.
 OF - Val Majewski, Rutgers, Jr.
 OF - Brian Stavisky, Notre Dame, Jr.
 UT - Peter Soteropoulos, Connecticut, Jr.
 DH - Brad Rea, Pittsburgh, Sr.

All-BIG EAST Third Team

P.J. Hiser, Pittsburgh, RHP, Jr.
 Tom Wheeler, Rutgers, RHP, Sr.
 Mike Leonard, Connecticut, C, So.
 Bryan Spamer, Pittsburgh, SS, So.
 Andy Bushey, Notre Dame, 3B, Sr.
 Brian Macchi, Boston College, OF, Sr.
 Drew Locke, Boston College, OF, Fr.
 Cy Hess, Connecticut, OF, Sr.
 Bill Quinn, Georgetown, OF, Fr.
Brad Bauder, Virginia Tech, OF, Jr.
 Todd Crawford, Seton Hall, UT, Sr.
Wyatt Toregas, Virginia Tech, UT, Fr.
 Matt Bok, Notre Dame, DH, Sr.

** - unanimous selection

The first and second teams are chosen by position, with the third team the remaining top 13 vote recipients, regardless of position.

BIG EAST baseball year-by-year

The 2001 season marked the Virginia Tech baseball program's first year of competition in the BIG EAST Conference.

Tech accepted full membership in the BIG EAST in 1999 and began competition in the fall of 2000. The move fulfilled a long-time desire to bring all of the Hokies' sports, including football, into the same conference. Tech was a charter member of the BIG EAST Football Conference when it formed in 1991.

The Hokies ended a beneficial five-year affiliation with the Atlantic 10 Conference in May of 2000. During Tech's membership in the A-10, the baseball team advanced to the league championship game every season and won three tournament titles. As a first-year member of the BIG EAST, the Hokies advanced to the conference tournament where they won two games against nationally-ranked Notre Dame before losing to Seton Hall in the championship round. Last season, the Hokies tied Notre Dame for the league's regular-season championship.

The BIG EAST Conference has enjoyed several milestones in its 18 years of baseball action. The league has been showcased as one of the top baseball conferences in the nation and a breeding ground for future professional talent. Following are a few of the highlights from the league's first 18 seasons of baseball competition:

1985

The first game between two BIG EAST teams was played on March 16, 1985, when Providence traveled to Villanova. The Wildcats won, 8-1, but the game did not count in the league standings.



COACH CHUCK HARTMAN CONGRATULATES PITCHER CHIP RUNYON AFTER A WIN OVER NOTRE DAME IN THE 2001 BIG EAST CHAMPIONSHIP TOURNAMENT.

Only games between division opponents affected the standings for the first five years of the conference. The first BIG EAST contests took place two weeks later, the weekend of March 30. Dave Ford of UConn was named the first Player of the Year after leading the league in batting with a .522 average, a BIG EAST record that still stands. Seton Hall finished with a league-best 15-3 mark, but it was St. John's that won the conference tournament. Tony Bonura hit his first home run of the season in the 11th inning of the final game for a 7-6 SJU win.

1986

St. John's defended its BIG EAST tournament championship by defeating Providence in successive games for the title. With its back against the wall after falling to the Friars in game one, SJU exploded for 15-5 and 13-4 victories for the crown.

1987

After falling short of the NCAA Tournament in the first two BIG EAST seasons, Seton Hall made sure it didn't happen again by posting a 45-10 record. The Pirates stormed through a 16-2 regular season, winning their first BIG EAST Championship.

BIG EAST Player of the Year Martees Robinson enjoyed one of the greatest seasons in history, leading the nation in batting (.529) and hits (126), while posting 90 RBIs and 58 stolen bases. He shared *Collegiate Baseball's* national Player of the Year award with Oklahoma State's Robin Ventura. Teammate Craig Biggio was first in the country in runs per game (1.76), while the Pirates' Mo Vaughn smashed a league-record 13 homers in BIG EAST play. Charles Nagy of Connecticut was the BIG EAST Pitcher of the Year, the first of two straight awards for the Husky hurler.

1988

Villanova captured its first division title with a league-best 16-2 record, but St. John's won its third tournament crown in four years with a 5-0 win over the 'Cats in the championship game. St. John's went on to beat defending and eventual national champion Stanford, 5-3, in NCAA Championship regional action.

1989

Providence and Seton Hall captured the divisions, but it was Villanova that earned the tourney crown. The Wildcats scored 29 runs in three BIG EAST Championship wins for their first title. VU represented the conference well in the NCAA Championship, finishing second in its region with wins over East Carolina, Georgia Tech and Central Florida. It was the final season for Seton Hall's Mo Vaughn, who remains the BIG EAST career leader in home runs (26) and RBIs (83) in league play.

1990

The BIG EAST switched to one eight-team conference after five years of divisional play. Every team would now play a three-game round robin schedule against all conference opponents. Seton Hall righty Jeff DiNuzzo made BIG EAST history on April 2, becoming the first pitcher to throw a no-hitter in league play in a 1-0 victory over UConn. He was one error away from a perfect game. The Pirates captured another regular season crown, but it was Connecticut that won the tournament.

1991

St. John's stormed through the season, setting a BIG EAST record with 18

Continued on following page

BIG EAST baseball

Continued

league victories. The year also saw the longest game in BIG EAST regular-season history, as Providence and Seton Hall dueled for 16 innings with the Friars prevailing, 10-5. Villanova surprised the Redmen in the tournament, winning its last four games, including a 12-3 victory over SJU in the championship game. For the first time in BIG EAST history, the league sent two teams to the NCAA Tournament as St. John's earned an at-large bid.

1992

The Redmen defended their BIG EAST title by going 14-5 in league play. In one of the most exciting BIG EAST Championships ever, it was Providence that earned the tourney crown and automatic NCAA bid. Five of seven games were decided by three runs or less, including PC's 5-3 win in the title game.

1993

In one of the wildest regular seasons in BIG EAST history, five of the top six teams finished within two games with Championship seeds not being decided until the final day. In the postseason, SJU's pitching carried it to the title. For the second time in three seasons, the BIG EAST received two spots in the NCAA field as Connecticut earned an at-large bid. St. John's turned in a strong performance in the

West Regional, winning three games before falling to top seed Arizona State in the final.

1994

Despite being picked to finish sixth by the league's head coaches in the preseason, Pittsburgh streaked to the regular season crown with a 16-5 record. Speed was the key, as Pittsburgh set a BIG EAST record with 88 stolen bases in 20 league games. For the second time in the '90's, Connecticut was the team to step up in the Championship, topping Seton Hall in the final. The Pirates had something to be proud of on draft day, as righty Matt Morris was the 12th selection overall by the St. Louis Cardinals.

1995

Another sixth-place prediction, Pittsburgh, beat top seed Providence twice and No. 2 seed Seton Hall once in the tourney to earn its first BIG EAST title. For the third time in the '90's, the BIG EAST sent two teams to the NCAAs when Providence earned an at-large selection.

1996

The '96 season brought a new look to BIG EAST baseball, as the league welcomed three new members — Notre Dame, Rutgers and West Virginia. In the newly-expanded six-team BIG EAST Championship,

WVU won four games for the title. The league sent two teams to the NCAA Championship when the Fighting Irish joined the Mountaineers in the postseason.

1997

After being picked to win its division, St. John's was edged out by a half game by West Virginia in the final standings. The Red Storm took out their frustration at the BIG EAST Championship, becoming the first team to go 4-0 en route to the title. The BIG EAST banner was also flying high on draft day, as two players were picked in the top 11 overall. Jason Grilli of Seton Hall was No. 4 overall by the San Francisco Giants, while West Virginia's Chris Enochs was tabbed 11th by the Oakland A's. The BIG EAST was the only conference in the country with two players picked in the top 11.

1998

Rutgers stormed to a league-best 17-3 record. The excitement continued for RU in the BIG EAST Championship, as the Knights battled intra-state rival Seton Hall in a 17-inning marathon in the tourney's first game. Rutgers prevailed, 9-6. The Knights went on to capture the tournament crown before defeating nationally-ranked Auburn in the NCAAs.

1999

For the first time in league history three teams — Providence, Notre Dame and Rutgers — earned NCAA bids. In addition, the Fighting Irish became the first team to host NCAA play, with three teams traveling to South Bend for an NCAA sub-regional. The Friars, however, were the story in conference action. Picked to finish seventh in the preseason, PC put together

an 18-8 league record. PC then went 4-1 in the BIG EAST Championship, winning its second title in the final season of baseball at the school. In addition, the Friars became the first team in conference history to win all the major postseason honors. Providence fell to eventual national runner-up Florida State in the NCAAs, but not before posting 49 wins.

2000

Once again, three squads claimed NCAA bids — Notre Dame, Rutgers and Seton Hall. The Scarlet Knights also became the second BIG EAST team to host an NCAA sub-regional after claiming the conference's regular season and tournament titles. However, it was the Irish who experienced the most postseason success, winning two elimination games before falling to sub-regional host Mississippi State.

2001

For the first time in league history three teams advanced to regional finals in the NCAAs. Notre Dame, Seton Hall and Rutgers combined for a 7-6 record in NCAA regional action, with each school contributing at least two wins. The seven postseason victories were the most-ever for the league in one year. Regular-season champion Seton Hall defeated Virginia Tech, 5-2, to win its first BIG EAST tournament title since 1987. Twenty-two players from the league were selected in the amateur baseball draft.

2002

Notre Dame became the first team in BIG EAST history to advance to the College World Series. The Fighting Irish, who won the conference tournament and shared the regular-season title with Virginia Tech, finished fifth in Omaha.

VT ALL-BIG EAST SELECTIONS

2001

Second Team: John West, 1b; Addison Bowman, 3b; Brad Bauder, of; Joe Saunders, p; **Third Team:** Spencer Harris, ss.

2002

First Team: Marc Tugwell, 2b; Spencer Harris, ss; John West, 3b; Joe Saunders, p; **Third Team:** Brad Bauder, of; Wyatt Torgas, utl.

109 SEASONS OF VIRGINIA TECH BASEBALL


They've been playing the game of baseball in these mountains for a long time. It's been played on the Drill Field and in a bandbox called Tech Park. Players with names like "Boots" and "Hooks" cleared the pebbles on the infield dirt for guys named Jim Stewart and Franklin Stubbs. They played as members of the Corps of Cadets and as members of the Pamplin School of Business. R.B. Prince coached the Orange and Maroon when V.P.I. won the South Atlantic championship. Coach Red Laird swapped fishing stories and made a young man named Johnny Oates lose weight. And a fiery skipper named Chuck Hartman came to Blacksburg in 1979 and still calls it home — 855 wins later. From "Jockey" Kircher, to fly balls off the left fielder's head, to windy Blacksburg springs, these mountains have stories to tell — over 100 years of stories.

Virginia Tech had a baseball nine before it even

had the name Virginia Polytechnic Institute. In the spring of 1892, cadets playing for the Virginia Agricultural and Mechanical College bumped over a Brush Mountain trail to play an outfit called the Newports. The cadets representing V.A.M.C. defeated the Newports, 18-8. By 1894, class baseball teams and rivalries within the Corps were established. These Corps teams supplied players to the varsity squad.

Up to the early 1960s, most members of Virginia Tech's student body were in the Corps of Cadets. But, with or without life in the barracks, Virginia Tech baseball has had its share of success.

The 1915 club won the South Atlantic championship by posting a 21-0 record, the only undefeated season ever in the sport. The team captain, Skinny Bruce, hit a team-leading .474 and fielded 1.000 at his left field post, which earned him a trip to Washington to play with the Senators. In the Washington and Lee game that year, Tech was down 8-3 going into the ninth, but scored five runs to tie, including three on a home run by shortstop Jimmy Powell. The Hokies won in the 10th. A pitcher named Ernest King Bibb hurled a one-hit, 3-0 shutout of Hampden-Sydney to open the season and closed it with a two-hit, 1-0 blanking of Roanoke College to keep



CATCHER HOWIE WRIGHT WAS A KEY MEMBER OF TECH'S FIRST NCAA TEAM IN 1954.



THE 1892 BASEBALL TEAM WAS THE FIRST VARSITY SPORT TEAM AT VIRGINIA TECH.

Tech's record perfect. "Boots" Williams knocked in the only run.

The first Tech team to reach the NCAA baseball playoffs was Coach Red Laird's 1954 club. Virginia Tech went 12-6 during the regular season and eliminated Clemson in the first round of the NCAA tournament by winning, 11-10, at Clemson and knocking off the Tigers, 7-1, in Blacksburg. The team then traveled to Winter Park, Fla., where it lost two, 3-0 and 9-3, to Rollins College to be dropped from the tournament. That Hokie squad was led by catcher Howie Wright, who batted .366 and stole 20 bases, and outfielder Leo Burke, who hit .333 and later went on to play for four major league teams, including the Chicago Cubs. Burke credited part of the team's success to a slick-fielding keystone combination of shortstop Bobby Scruggs and second baseman Jimmy Clarke. Burke also talked of riding in station wagons to games and, as driver of one of the wagons, never failing to stop by the local Dairy Queen for ice cream.

The school's next sweet season came in 1969 when

the Laird-coached Tech squad went 26-5 and was invited to the NCAA playoffs in Gastonia, N.C. There, the Hokies beat Furman before losing to Mississippi and North Carolina to finish with a 27-7 ledger. Senior pitcher Steve Pittman went 6-0 and Dean Hahn posted a 5-0 record and hit .367 while playing first base. Junior Eddy Oates went 7-2 on the mound and also hit .313. Outfielder Steve Rosson also swung a big stick for Tech, hitting .343.

The diamond Hokies' next trip to the NCAA tournament was in 1976 under Coach Bob Humphreys. Tech went 33-7 during the regular season and six regulars, led by outfielder Sandy Hill at .351, batted over .300. Paul Adams supplied power with 10 homers and 55 RBIs. Wayne Shelton, the cornerstone of Humphreys' NCAA teams, swung a .321 stick. The Hokies lost two one-run games in the Atlantic Regionals, a 10-inning 7-6 loss to South Carolina and a 5-4 nail-biter to Furman.

Humphreys also coached Tech to one of the most remarkable runs in the history of college baseball. Building on the foundation of pitching and

Continued on following page

hokie hardball history



TECH HALL OF FAME COACHES G.F. "RED" LAIRD (L) AND CHUCK HARTMAN.

Continued from page 37
 excellent defense, the 1977 Tech team reeled off a 31-game winning streak after beginning the year with a 3-7 start. Pitchers Mike Rhodes, Jim Puglisi and Duke Dickerson carried the pitching load. Rick Wade, a team leader on and off the field, hit .312 for the Hokies and Dennis Duff hit .336. The '77 Hokies participated in the NCAA Midwest Regionals.

Humphreys stressed pitching and defense during his five-year stint as the Hokies' head coach and produced a 69.2 winning percentage. His teams stood in contrast to the power-hitting lineups that Coach Chuck Hartman coached in the early 1980s. Led by sluggers Franklin Stubbs, Billy Plante, George Canale and Trey McCoy, the Hammerin' Hokies took full advantage of the cozy confines of Tech Park during the decade of the 1980s. Stubbs hit 29 dingers for Tech in 1981 to lead the nation and tie the NCAA record at that

time for home runs in a season. Loyal Hokie fans remember Stubbs as a mobile power hitter who just missed becoming the first 30-30 player in Division I history. The first baseman stole 34 bases in addition to his 29 homers, to lead the team to a 48-9 mark.

The next season, third baseman Jim Stewart, who hit 18 home runs and drove in 68 runs, joined Stubbs as an All-American. That 1982 Hokie nine became the first Tech team to win 50 games in a season and had seven of its members — Stubbs, Stewart, Brian Rupe, Jay Phillips, Ray Perkins, Jimmy Foit and Mark Krynitsky, sign pro contracts. Coach Hartman's teams rolled up 398 wins in the 1980s, won 71 percent of their games and three times finished the season ranked in the Top 20. During the 1987 season, Hartman became Tech's winningest coach.

In 1989, Hartman and the Hokies moved to spacious English Field, a classy new baseball-only facility at the

southwest corner of campus. The deeper fences of the new field would cause a decline in Tech's power numbers but not in the program's success.

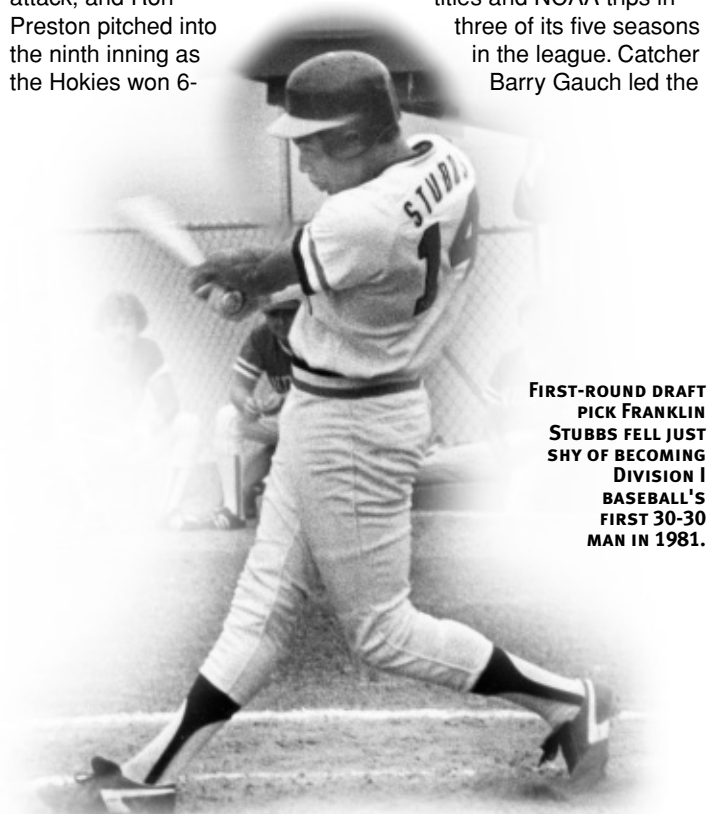
The 1994 team was bumping along through a rebuilding year. Hartman's young team was 28-23 after concluding the regular season. Then, faster than you could say Brian Fitzgerald, the Hokies were champions and headed to the NCAA Tournament. Tech used outstanding pitching and solid defense to capture its first-ever Metro Conference Tournament title.

The Hokies were seeded sixth in the '94 Metro Tournament on the basis of their 8-9 record in conference play. The Tech nine met No. 3 seed South Florida in the first round. Fitzgerald, the team's sophomore ace, pitched a two-hit, complete-game shutout as Tech won 2-0. Next came No. 2 seed Southern Mississippi. Third baseman Bo Durkac doubled, tripled and drove in two runs to lead the offensive attack, and Ron Preston pitched into the ninth inning as the Hokies won 6-


4. Senior Rob Gibson continued Tech's mound heroics with a stellar performance against UNC Charlotte, the tournament's No. 1 seed. Gibson allowed just one hit in a 4-1 Tech win.

Tulane stalled Tech's drive to the title by knocking off the Hokies, 6-3, on the final day of the event in Louisville, Ky. The Green Wave's win set up a championship game between the two teams. Tulane jumped out to a 3-0 lead in the second inning of the title game, but the Hokies fought back. By the end of the fifth inning Tech had taken the lead, and Fitzgerald and reliever Charlie Gillian made it stand up for a 5-3 victory. The championship earned Tech a spot in the NCAA East Region where it lost to Auburn and all-time NCAA strikeout leader John Powell, 7-0, and fell to The Citadel, 4-3.

Tech moved from the Metro to the Atlantic 10 Conference in 1996 and preceded to win conference titles and NCAA trips in three of its five seasons in the league. Catcher Barry Gauch led the



FIRST-ROUND DRAFT PICK FRANKLIN STUBBS FELL JUST SHY OF BECOMING DIVISION I BASEBALL'S FIRST 30-30 MAN IN 1981.



BRIAN FITZGERALD WAS THE MVP OF THE 1994 METRO TOURNAMENT AND LED THE HOKIES TO AN NCAA REGIONAL.

Hokies to the A-10 tournament championship in 1997. Tech marched to the title with three straight wins, including two against defending champion UMass. The Hokies hit .364 as a team in the tourney and scored 38 runs, including 25 during the first three innings of their games. Tech never trailed during the three-day event. Gauch had three home runs and nine RBIs to win MVP honors.

The Hokies registered one of the biggest wins in school history at the NCAA South II Regional in '97 when they defeated 10th-ranked Southern Cal, 3-2. Senior Matt Reynolds hit two solo home runs and junior pitcher Denny Wagner went the distance to spark the victory. It was the Hokies' first-ever win over a Top 10 foe during NCAA Tournament competition. The following year, the Trojans returned to win the College World Series and earn the national championship.

Tech won two games on the last day of the 1999 A-10 Championships to earn another NCAA regional trip. Tournament MVP Larry Bowles contributed 10 hits, 14 RBIs, two home runs and a 12-

strikeout, complete-game pitching victory during the conference event. The Hokies repeated as champions again in 2000 behind an MVP performance by outfielder Addison Bowman.

The following year, Virginia Tech made another conference move, becoming fulltime members of the BIG EAST. It didn't take Hartman and his Tech nine long to become comfortable in their new home. The

Hokies advanced to the finals of the BIG EAST Championships during their first season in the league and shared the conference's regular-season title with Notre Dame in 2002.

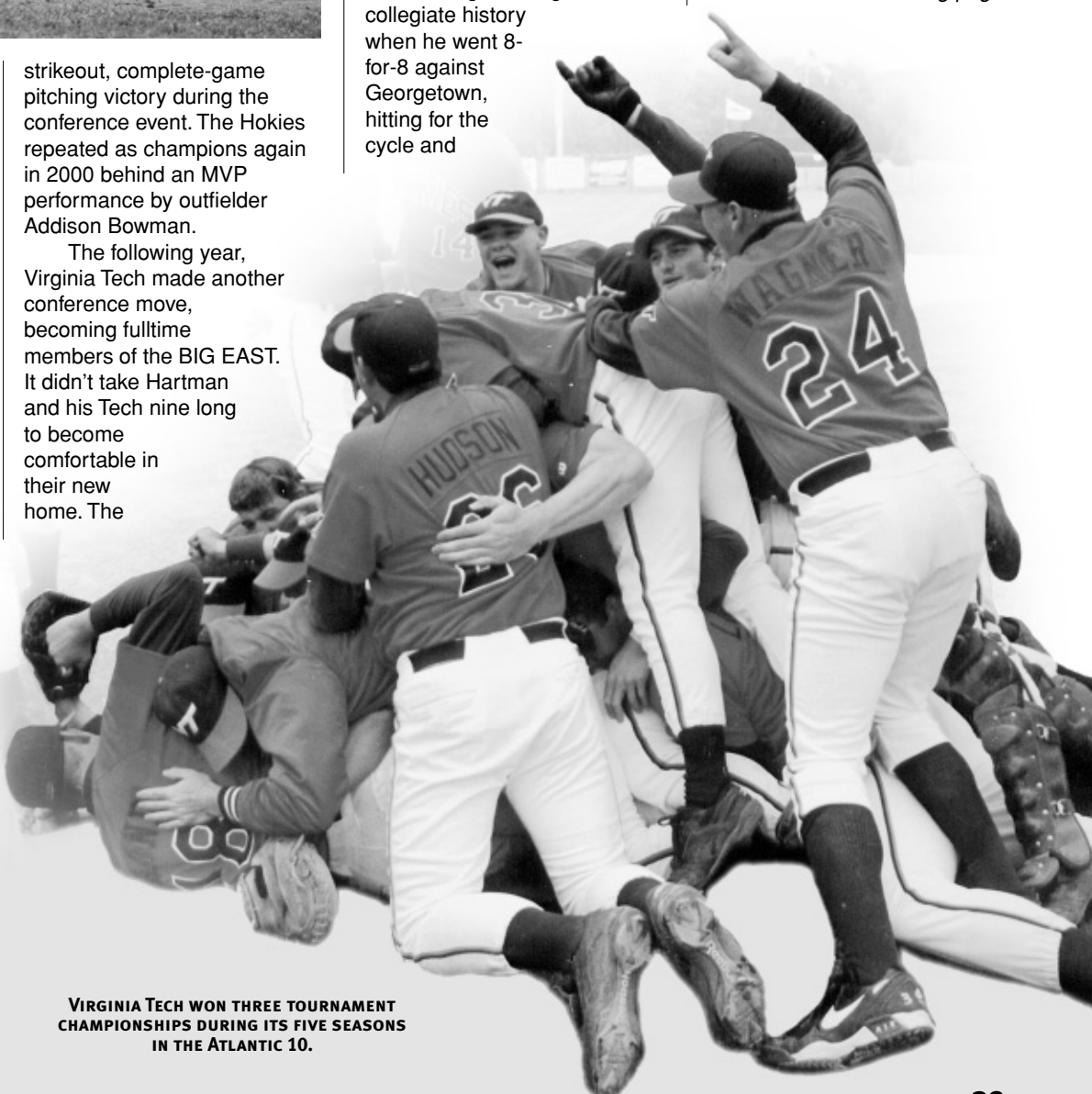
Pitcher Joe Saunders, who posted three straight nine-win seasons during that stretch, became Tech's highest pick in the Major League Baseball amateur draft following the 2002 season. The Anaheim Angels took the junior left-hander with the 12th pick of the first round.

Another junior, outfielder Brad Bauder, also made headlines in 2002. Bauder had one of the greatest games in collegiate history when he went 8-for-8 against Georgetown, hitting for the cycle and

contributing four home runs, seven runs scored, 14 RBIs and 23 total bases.

Up until the 1970s, the team was comprised mostly of members of the student body who had been recruited for other sports or tried out for the baseball team of their own volition. Many baseball players were multiple-sport athletes. In 1902, future College Football Hall of Fame inductee Hunter Carpenter played on the gridiron in the fall and the diamond in the spring. Al Casey in the 1930s starred in football, track and baseball. Harry Bushkar was recruited on a football scholarship in the

Continued on following page



VIRGINIA TECH WON THREE TOURNAMENT CHAMPIONSHIPS DURING ITS FIVE SEASONS IN THE ATLANTIC 10.

hokie hardball history

Continued from page 39
early 1940s and played football, basketball and baseball before signing with the Yankees' organization. In the 1950s, Howie Wright was a standout catcher on Tech's 1954 NCAA baseball team and a star halfback on the Hokies' unbeaten and nationally-ranked 1954 football team.

During the 70s, Tech's baseball program was expanded and the head coach no longer doubled as the assistant football or basketball coach as men like Mac McEver and Red Laird had done for many years. With one sport to concentrate on and an increased budget, coaches Humphreys and Hartman were free to spend more time on the recruiting trails. The move paid off. Since 1974 when Humphreys began his five-year coaching stint, Tech baseball has averaged 34 wins a year and has had just one losing season.

Tech's longest conference affiliation began in 1921 when the Hokies became a charter member of the Southern Conference. During the early years, the conference was composed of most of the teams that now make up the Southeastern Conference and the ACC. Tech remained in the league until June 1965, when it withdrew to become an independent. The Hokies played baseball as an independent until joining the

Metro Conference after the 1978 season.

When Tech joined the Southern Conference, the baseball team was still playing its home games on an area that was part of what is now the Drill Field. The area was first called Sheib Field, and later Gibboney Field. After it was re-graded and enlarged in 1909, it was tabbed Miles Field. In 1926, Miles Stadium was constructed behind the War Memorial Gym and became the home for football, track and baseball. It wasn't until 1955 that the baseball team got a home of its very own. Tech Park, which eventually became nestled between Cassell Coliseum and Lane Stadium, had both dugouts and home run fences. Coach Hartman believes the ball jumped out of Tech Park particularly well to right field and is an expert witness after coaching Stubbs, Plante, Canale and McCoy, all of whom hit more than 20 home runs in a single season.

One former Hokie who was still plying his craft in the pros when Stubbs first started banging down the walls in Blacksburg was former Baltimore and Texas manager, Johnny Oates. Oates came to Tech looking for an education and a win over VMI. He left with a pro contract and a win over an Alabama team that had as a member Kenny Stabler. In fact, Oates' pro

career may not have come to fruition if not for stern words from Coach Laird. After coming to Tech, Oates' playing weight ballooned from his normal 185 to 215. Oates remembers Laird summoning him to his office and asking the youngster in a sarcastic tone if Oates wanted to let a chance at a pro career slip away. After a winter of wrestling and running, Oates returned to his normal playing weight.

Oates played much of his sophomore season in 1966 with an injured heel. Before a home game with UNC that year, Laird struck a gentlemen's agreement with Tar Heel coach Walter Rabb, an old fishing buddy, that would allow a pinch-runner for Oates every time he reached base yet still allow the Tech standout to remain in the game as the catcher. During the first eight innings of the game, Oates walked three times and singled twice. His pinch-runner, Mike Knight, scored five times. In the bottom of the ninth inning, Oates hit a three-run homer to



JOHNNY OATES' PRO CAREER MAY NOT HAVE COME TO FRUITION IF NOT FOR STERN WORDS FROM COACH RED LAIRD.

give the Hokies a 15-14 victory.

There are other stories of what it was like to play baseball at Virginia Tech. Outfielder Wilson Bell never forgot being hit in the head by a fly ball and having his center fielder toss him a glove for 'noggin' use only. Chuck Hartman fondly remembers two streakers on a motorcycle zipping behind the outfield fence during a game at Tech Park.

There are plenty of baseball stories in these mountains and plenty more still to be written.

Special thanks to Ed Moore, who did the initial research and writing for this story in 1992.

TECH'S EARLY GAMES WERE PLAYED ON AN AREA WHERE THE DRILL FIELD IS NOW LOCATED.



Tech All-Americans

FRANKLIN STUBBS, 1B


Hamlet, N.C. - As a sophomore in 1981, he became the first Tech baseball player to earn first-team All-America honors ... Was picked as the DH on the *All-America Baseball News* (now *Baseball America*) All-America squad and was a second-team choice at first base on the American Association of College Baseball Coaches' team ... Earned those honors by hitting .417, driving in 83 runs, stealing 34 bases and slugging 29 home runs ... Set nine school records and led the nation in home runs and slugging percentage (.969) ... The following season as a junior, he was named to *The Sporting News*' All-America team.

JIM STEWART, 3B/P

Seabrook, Md. - Was named as the first-team third baseman on the 1982 American Association of College Baseball Coaches' All-America team following an outstanding senior season ... Led the team with a .404 batting average ... Contributed 88 hits (a school record at the time), 18 home runs and 68 RBIs ... Also aided the Tech cause as a short reliever, compiling a 4-1 record with four saves and a team-leading 2.31 earned run average.

GEORGE CANALE, 1B

Roanoke, Va. - Led the nation in home runs with 29 as a junior (1986) on the way to earning first team All-America honors from *Baseball America* and *The Sporting News* ... Led the team in hitting with a .373 average ... Also contributed 71 runs batted in, 76 runs scored and a team-high 47 bases on balls ... Established school career marks for home runs (76), total bases (502) and runs batted in (227) ... Considered Tech's top defensive first baseman.



TREY MCCOY, LF

Virginia Beach, Va. - Earned third-team All-America honors from the American Association of Baseball Coaches as a sophomore in 1987 ... Hit .406 with 21 home runs, 66 RBIs and 48 bases on balls ... Led the team in 11 offensive categories ... Was named the University Division Player of the Year in the state of Virginia and led the Metro Conference in batting, home runs and RBIs.

DEE DALTON, SS

Roanoke, Va. - Named third team on the 1993 NCAA Division I All-America squad selected by *Collegiate Baseball* following his sophomore season ... Hit .341 and drove in 42 runs for the Hokies ... Led the team in home runs (14), triples (3), walks (38), runs scored (49) and slugging percentage (.665) ... Fielded .932 overall and .966 in Metro Conference games ... Carried a .459 batting average in league games with seven homers ... His combined offensive and defensive skills rank him as one of the top shortstops in school history.

KEVIN BARKER, OF

Mendota, Va. - A second-team pick as an outfielder on the 1996 *Baseball America* All-American team ... Was voted the Atlantic 10 Conference Player of the Year after finishing his junior season with a .361 batting average, 20 home runs and 62 runs batted in ... Led the team with 73 hits, 52 walks and a .492 on-base percentage ... Set a school single-season mark for triples with nine and became the Hokies' all-time leader in that category with 17 ... Started all 59 games in center field, committing just one error ... Was only the fifth Tech player to hit 20 homers in a season.

CHARLIE GILLIAN, P

Beckley, W.Va. - Finished the 1996 season among the national leaders in saves ... Named to the third-team Mizuno All-America squad selected by *Collegiate Baseball* ... Posted a Tech single-season record 14 saves to go with a 2-1 record and 1.98 earned run average ... Registered 35 strikeouts in 27.1 innings, while walking just eight batters ... Opponents hit just .186 against the right-handed junior during his 31 appearances.

MATT GRISWOLD, OF

Severna Park, Md. - The fourth sophomore to earn All-America honors at Tech during Coach Chuck Hartman's tenure ... Was named to the third team of the 1997 American Baseball Coaches' Association All-America squad ... Finished the season with a team-leading .408 batting average ... Contributed 69 runs batted in and 13 home runs ... Also led the team in walks (49) and on-base percentage (.527) ... Put together a 29-game hitting streak during the season.

BARRY GAUCH, C

Woodbridge, Va. - Was selected third-team All-America by the American Baseball Coaches' Association following his senior season in 1999 ... Batted .374 that season and led the team in runs batted in with 61 ... Also topped the Hokies in hits (85), multiple-hit games (28) and multiple-RBI games (17) ... He contributed 17 doubles, three triples and 10 home runs ... Named first-team All-Atlantic 10 and was selected to the A-10 All-Championships team.

LARRY BOWLES, P/1B

Boones Mill, Va. - Named third-team All-America as a sophomore in 1999 by both *Collegiate Baseball* (Louisville Slugger TPX team) and the National Collegiate Baseball Writers ... The MVP of the Atlantic 10 Baseball Championships ... Posted a 10-3 pitching record with a 4.27 earned run average and a team-leading 106 strikeouts in 105.1 innings ... Also played first base and led the team in batting (.390), home runs (14), extra-base hits (34) and slugging (.700) ... Drove in 58 runs and put together a 27-game hitting streak.

Tech major leaguers

LEO BURKE, OF/UTILITY

A three-sport letterman at Tech who turned to pro baseball following his graduation in 1956 ... Played his first game in the majors for the Baltimore Orioles in 1958 ... Also played for the Los Angeles Angels, St. Louis Cardinals and Chicago Cubs ... Saw action at every position except pitcher during his major league career, which lasted through the 1965 season.

JOHNNY OATES, C/MANAGER


Signed with the Baltimore Orioles in 1967 after his junior season at Tech ... Spent 11 seasons as a major league player with Baltimore, Atlanta, Philadelphia, Los Angeles and the New York Yankees before retiring in 1981 ... Managed Yankee AA and AAA teams to playoff berths in 1982 and 1983, respectively ... Took a position as the Chicago Cubs' bullpen coach in 1984 ... Moved to the Baltimore organization in 1988 ... Was named the Orioles' major league manager during the 1991 season ... Selected the American League Manager of the Year by *The Sporting News* in 1993 ... His 237-199 record from 1991-94 was the third-best in the American League for that span ... Signed a contract as manager of the Texas Rangers in October 1994 ... Earned American League Manager of the Year honors in 1996 after guiding the Rangers to the AL West championship.

FRANKLIN STUBBS, 1B/OF

Was a first-round draft pick of the Los Angeles Dodgers in 1982 after his junior season at Tech ... Got his first call to the majors in April of 1984 ... Shared first base duties for the World Champion Dodgers in 1988 and started all five World Series games against Oakland that season ... Was traded to

the Houston Astros prior to the 1990 season ... Set a Houston club record for home runs by a left-handed hitter with 23 ... Signed a three-year free agent contract with the Milwaukee Brewers in 1991 ... Joined the Atlanta Braves' organization after retiring as a player ... Was the hitting instructor for the Braves' Rookie-level team at Danville, Va., in 1997 and managed that team in 1998 ... Is in his fourth season as a minor league hitting instructor for the Braves.

MIKE WILLIAMS



MIKE WILLIAMS, P

Signed with the Philadelphia Phillies in 1990 after his junior year at Tech ... Led the Phillies' minor league organization with 14 wins in 1991 ... Was called to the majors during July of 1992 ... Pitched a three-hitter in his second major league start for a 9-3 victory against the Los

Angeles Dodgers ... Enjoyed another highly-successful year at the Triple-A level in '93 and pitched in 17 major league games ... Split time between the majors and Triple-A again in 1994 ... Appeared in 33 games for the Phillies in 1995, including eight starts ... Compiled a 3-3 record and 3.29 ERA ... Moved into the starting rotation in 1996 ... Signed as a free agent with Kansas City and saw action on the AAA and major league levels in '97 ... Pitched in 37 major league games as a reliever for the Pittsburgh Pirates in '98, compiling a 4-2 record and 1.97 ERA ... Led the Pirates in saves with 23 during the 1999 season ... Made 72 appearances in 2000 posting 24 saves and a 3.50 ERA ... Had 22 saves for Pittsburgh in 2001 before being traded to the Houston Astros in August ... Finished with a 6-4 record, including a 4-0 mark with the Astros ... Re-signed with the Pirates in December ... Set a Pirates club record with 16 consecutive saves in 2001, then posted a club-record 46 saves in 2002 ... Pitched in the 2002 Major League All-Star game.

GEORGE CANALE, 1B

Passed up his senior year at Tech after he was picked in the sixth round of the 1986 draft by the Milwaukee Brewers ... Made his first appearance in the majors during September of 1989 ... Hit a home run in his second major league at bat ... Was called up again in 1990 ... Was traded to Montreal and then to Cleveland where he spent most of the 1992 and 1993 seasons at the AAA level ... Spent time in the Colorado Rockies, Kansas City Royals and Pittsburgh organizations.

BRAD CLONTZ, P

Was drafted in the 10th round and signed by the Atlanta Braves in 1992 ... Split 1994 between Greenville (AA) and Richmond (AAA) ... Named the Southern League Pitcher of the Year after saving 27 games at

Greenville and posting a 1.20 ERA ... Saved 11 more regular season games at Richmond and won the Rolands Relief Man award as the top reliever in the minor leagues ... Worked as a closer, then a setup man during his major league rookie season in 1995 ... Finished with an 8-1 record, four saves and a 3.65 earned run average ... Led the National League in relief wins ... Was a setup man in '96 and led the National League in appearances with 81 ... Posted a 5-1 record, one save and a 3.75 ERA in 51 appearances during the 1997 season ... Signed with the Dodgers prior to the 1998 season ... Saw some major league action with LA in '98 and with the Pittsburgh Pirates in 2000 ... Is currently in the Colorado Rockies organization.

KEVIN BARKER, 1B

A third-round draft pick of the Milwaukee Brewers following his junior season at Tech in 1996 ... Hit .306 with 23 home runs and 96 runs batted in at Louisville (AAA) in '98 ... Started 1999 at Triple-A and had 23 homers and 87 RBIs when he was called up to the majors in mid-August ... Played in 38 major league games for the Brewers, starting 29 ... Hit .282 with three doubles, three home runs and 23 RBIs ... Saw action in 40 games during the 2000 season, batting .220 with five doubles, two homers and nine RBIs ... Moved to the San Diego Padres organization and saw action in seven major league games in 2002 ... Will be with Detroit in 2003.

BRIAN FITZGERALD, P

Was drafted in the 20th round and signed by the Seattle Mariners in 1996 ... Made his first appearance in the majors during the 2002 season ... Pitched as a reliever in six games, working 6.1 innings ... Did not have a decision ... Was acquired by Tampa Bay during the offseason.

past conference honors

SOUTHERN CONFERENCE:

Virginia Tech was a charter member of the Southern Conference when it formed in 1921 and remained a member until the spring of 1965 when it withdrew to become an independent. Following is a list of Tech's All-Southern Conference baseball players from 1952-1965: **1952**, First Team: Tom Bryant, of; **1954**, First Team: Bobby Scruggs, ss; Leo Burke, of; Howie Wright, c; Jim Beard, p; **1955**, First Team: Bobby Scruggs, ss; Leo Burke, of; Howie Wright, c; Grover Jones, p; **1956**, First Team: Leo Burke, of; Second Team: Welford Lucy, 1b; Jimmy Clarke, 2b; **1957**, Second Team: Dave Kuhn, of; Bobby Wolfenden, of; **1958**, First Team: Dave Kuhn, of; **1959**, Second Team: Jimmy Graves, 3b; Dickie Snead, of; Travis Poole, of; **1960**, First Team: Dickie Snead, of; Second



LARRY BOWLES

METRO CONFERENCE:

Tech competed as a member of the Metro Conference from 1978-79 through 1994-95. **1979**, First Team: Dave Grier, p; Harold Williams, 1b; **1980**, First Team: Mike Rhodes, p; Jay Phillips, 3b; Second Team: Franklin Stubbs, 1b; Joe Mitchell, of; **1981**, First Team: Paul Levy, p; Franklin Stubbs, 1b; Brian Rupe, of; Andy Aldrich, dh; **1982**, First Team: Ray Perkins, p; Jim Stewart, 3b; Brian Rupe, of; Franklin Stubbs, 1b; Mark Krynitsky, c; **1983**, First Team: Rick Knapp, p; Tim Buheller, of; **1984**, First Team: Billy Plante, 3b; Bean Stringfellow, p; HM: Shaun Sullivan, of; Budgie Clark, 2b; John Bowler, dh; **1985**, First Team: Shaun Sullivan, of; Tim Buheller, of; Chuck Boyle, utl; Billy Plante, 3b; George Canale, 1b; Bean Stringfellow, p; **1986**, First Team: George Canale, 1b; Trey McCoy 3b; Tim Buheller, cf; Doug Basse, of; David Potts, p; **1987**, First Team: Brad DuVall, p; Trey McCoy, of; Casey Waller, 3b; **1988**, First Team: Brad DuVall, p; Len Wentz, 2b; Trey McCoy, of; Mike Conte, of; Randy Berlin, dh; **1989**, First Team: Mike Williams, p; Len Wentz, 2b; Casey Waller, 3b; Mike Conte, of; Craig Blum, utl; **1990**, First Team: Len Wentz, 3b; Rod Emmons, of; Second Team: Mike Williams, p; **1991**, First Team: Martin Agee, 2b; David Dallas, ss; Les Jennette,

utl; Second Team: Steve Render, of; **1992**, First Team: David Dallas, 2b; Les Jennette, dh; Steve Render, of; Second Team: Brad Clontz, p; J. R. Hawkins, of; **1993**, First Team: J.R. Hawkins, of; Second Team: Dee Dalton, ss; Bo Durkac, 3b; **1994**, First Team: Bo Durkac, 3b; Second Team: Charlie Gillian, p; **1995**, First Team: Mike Terhune, 2b; Bo Durkac, 3b; Kevin Barker, of; Second Team: Charlie Gillian, p; Josh Herman, c.

METRO ALL-TOURNAMENT PLAYERS:

1979, Dave Richardson, of; **1980**, Jim Stewart, of; **1981**, Franklin Stubbs, 1b; Andy Aldrich, dh; **1982**, Jim Stewart, 3b; Jimmy Foit, ss; Mark Krynitsky, c; **1983**, Budgie Clark, 2b; **1984**, Billy Plante, 3b; George Canale, dh; Rodney Brooks, p; **1985**, Chuck Boyle, c; Peery Agee, dh; Dell Curry, p; **1987**, Alan El-Amin, of; Brian Henderson, ss; Joe Vieni, c; **1989**, Mike Conte, of; **1990**, Len Wentz, 3b; **1992**, Mike Reedy, of; Denny Hedspeth, c; **1994**, Brian Fitzgerald (MVP), p; Josh Herman, dh; **1995**, Brian Fitzgerald, p; Kevin Barker, of.

ATLANTIC 10 CONFERENCE:

The Hokies played in the Atlantic 10 Conference from 1996-2000. **1996**, First Team: Kevin Barker, of (Player of the Year); Second Team: Josh Herman, c; Sean Hummel, p; **1997**, First Team: Kevin Kurilla, ss; Denny Wagner, p; Second Team: Matt Griswold, of; **1998**, First Team: Matt Griswold, of (Player of the Year); Second Team: Addison Bowman, 3b; Barry Gauch, c; Eric Shiflett, of; Jon Hand, p; **1999**, First Team: Barry Gauch, c; Matt Griswold, of; Second Team: Larry Bowles, p/1b; Jason Bush, p (Rookie of the Year); **2000**, First Team: Jed English, dh; Joe Saunders, p; Second Team: Addison Bowman, of.

ATLANTIC 10 ALL-TOURNAMENT PLAYERS:


1996, Jon Hand, p; Brian Fitzgerald, p; Austin Rappé, of; Josh Herman, c; **1997**, Barry Gauch, c (MVP); Randy Martin, 2b; Kevin Kurilla, ss; Matt Griswold, of; Denny Wagner, p; **1998**, Randy Martin, 2b; Jon Hand, p; Barry Gauch, c; **1999**, Larry Bowles, p/1b (MVP); Barry Gauch, c; Addison Bowman, ss; John West, 3b; Matt Griswold, of; Pat Pinkman, p; **2000**, Addison Bowman, of (MVP); Chad Foutz, 3b; Jed English, c/dh; Jason Bush, p.

LEO BURKE



Team: Jimmy Graves, p; **1961**, First Team: Eddie Hite, 2b; Lee Melear, p; **1962**, Second Team: Eddie Hite, 2b; Lee Melear, p; Sam Jenkins, p; **1963**, First Team: Tom Green, of; Dave Blake, of; Lee Melear, p; Second Team: Larry Lawson, c; **1964**, none; **1965**, Second Team: M.H. Herndon, of.

MATT GRISWOLD



a look at the past

Year	W-L-T	Pct.	Coach	Captain
1892	2-0-0	1.000		
1893	0-1-0	.000		
1894	NO TEAM			
1895	3-2-0	.600	J. McJames	T.E. Dashiell
1896	3-8-0	.273	R.S. Wilkins	W.H. Rasche
1897	9-6-0	.600	Lipep	E.H. Herbert
1898	3-3-0	.500		R.S. Wilkins
1899	NO TEAM			
1900	6-5-0	.546	Dr. A.B. Morrison	W.F. Bell
1901	5-3-0	.625	Dr. A.B. Morrison	J.D. Burrall, H. Carpenter
1902	4-2-0	.667		C.H. Carpenter
1903	8-4-0	.667	Orth	J.F. Ware, C.P. Miles
1904	6-5-0	.546	R.R. Brown	W.C. Walsh
1905	6-5-0	.546	Dr. Knox	R.B. Tinsley, S.H. Lee
1906	5-3-0	.625	S.S. Eckerstone	E.S. Sheppard
1907	5-8-0	.385	S.S. Eckerstone	
1908	3-4-1	.437	C.P. Miles	E.S. Sheppard
1909	11-6-0	.647	R.M. Brown	A.D. Austin
1910	10-7-0	.588	Branch Bocock	T.P. Hicks
1911	13-7-1	.619	Branch Bocock	Richard Fuqua
1912	9-9-0	.500	L.W. Reiss	F.H. Legge
1913	3-3-0	.500	C.P. Miles	P.R. Evans
1914	15-4-1	.775	Branch Bocock	Albert L. Jones, Jr.
1915	21-0-0	1.000	R.B. Prince	F.W. Bruce
1916	9-4-0	.692	W.G. Breintenstein	E.K. Bibb
1917	9-1-0	.900	W.G. Breintenstein	L.M. Gaines
1918	8-4-0	.667	Charles A. Bernier	J.E. Old
1919	12-13-0	.480	Charles A. Bernier	Charles Whitmore
1920	16-6-0	.727	Charles A. Bernier	P.C. Brooks
1921	17-9-1	.648	W.L. Younger	R.W. Harvey
1922	7-10-2	.400	W.L. Younger	J.G. Wallace
1923	7-8-0	.467	W.L. Younger	D.H. Rutherford
1924	10-6-1	.617	George S. Kircher	D.H. Rutherford
1925	5-11-2	.333	George S. Kircher	C.G. Thomas, Jr.
1926	13-6-1	.675	George S. Kircher	C.L. Crummett, Jr.
1927	11-4-0	.733	George S. Kircher	P.S. Dear
1928	4-7-0	.364	George S. Kircher	D.M. Alexander
1929	9-6-0	.600	George S. Kircher	Clay M. Mattox
1930	13-2-1	.844	George S. Kircher	James A. Coffey
1931	7-7-2	.500	George S. Kircher	R.M. Mapp, N.C. Bibb
1932	5-7-0	.417	George S. Kircher	S.E. Hardwick, Jr.
1933	6-6-0	.500	H.M. McEver	R.W. Sutton
1934	6-11-1	.361	H.M. McEver	Wilson Bell
1935	4-15-0	.211	H.M. McEver	Paul V. Kelsey
1936	8-8-0	.500	H.M. McEver	Joe Russell
1937	12-8-0	.600	H.M. McEver	Ray Thompson
1938	4-10-0	.286	H.M. McEver	M.A. Cregger
1939	1-14-0	.067	H.M. McEver	Frank Pierce
1940	7-5-0	.583	G.F. Laird	M.R. Cobb
1941	6-10-0	.375	G.F. Laird	W.A. Trice
1942	10-5-1	.656	G.F. Laird	W.J. Henderson
1943	4-8-0	.333	G.F. Laird	Joseph Moody
1944	9-4-0	.692	H.M. McEver	Henry Caravati, Phillip DeLisi
1945	10-4-0	.714	G.S. Proctor	Andrew M. Dreelin, J.F. Lucas
1946	8-11-0	.421	G.S. Proctor	John J. Kozelski, Jr.
1947	11-6-0	.647	G.S. Proctor	Frank B. Poole
1948	14-8-1	.630	G.F. Laird	Joe Foltz
1949	10-11-0	.476	G.F. Laird	Bill Kean
1950	13-9-0	.591	G.F. Laird	Ralph C. Beard
1951	8-11-0	.421	G.F. Laird	Sterling Wingo
1952	4-9-0	.308	G.F. Laird	Ed Pierce
1953	6-7-0	.462	G.F. Laird	
1954	14-8-0	.636	G.F. Laird	
1955	13-8-0	.619	G.F. Laird	Jimmy Clark
1956	9-12-0	.429	G.F. Laird	
1957	9-12-0	.429	G.F. Laird	
1958	9-11-1	.452	G.F. Laird	
1959	12-7-0	.632	G.F. Laird	
1960	10-9-0	.526	G.F. Laird	
1961	9-15-0	.375	G.F. Laird	Eddie Hite
1962	11-6-0	.647	G.F. Laird	Eddie Hite



THE 1915 BASEBALL TEAM POSTED A 21-0 RECORD.

Year	W-L-T	Pct.	Coach	Captain
1963	14-7-0	.667	G.F. Laird	
1964	12-10-0	.545	G.F. Laird	
1965	10-13-0	.435	G.F. Laird	
1966	10-6-0	.625	G.F. Laird	
1967	14-10-0	.583	G.F. Laird	
1968	17-9-1	.649	G.F. Laird	
1969	27-7-0	.794	G.F. Laird	
1970	15-11-0	.577	G.F. Laird	
1971	16-10-0	.615	G.F. Laird	Wayne Javins
1972	15-11-0	.577	G.F. Laird	John Van Arnhem
1973	15-10-0	.600	G.F. Laird	Howard Thomas
1974	15-15-0	.500	Bob Humphreys	
1975	26-10-0	.722	Bob Humphreys	
1976	33-9-0	.786	Bob Humphreys	
1977	34-9-0	.791	Bob Humphreys	
1978	27-17-0	.614	Bob Humphreys	
1979	28-14-0	.667	Chuck Hartman	Scott Atkins, Steve Dodd
1980	30-18-0	.625	Chuck Hartman	Chip Smith, Mike Preisser, Andy Aldrich
1981	48-9-0	.842	Chuck Hartman	Andy Aldrich, Paul Levy, Mark Krynitky
1982	50-9-0	.847	Chuck Hartman	Mark Krynitky
1983	34-14-0	.708	Chuck Hartman	Wayne King, John Patton
1984	41-17-0	.707	Chuck Hartman	Todd Trickey, Chuck Boyle
1985	50-16-1	.754	Chuck Hartman	Chuck Boyle
1986	38-21-0	.644	Chuck Hartman	George Canale, Joe Vieni
1987	32-16-1	.663	Chuck Hartman	Joe Vieni, Jon Hartness, Greg Mance
1988	40-20-0	.667	Chuck Hartman	Alan El-Amin, Jimmy Hunt
1989	35-22-0	.614	Chuck Hartman	Mike Conte, Len Wentz
1990	36-22-0	.621	Chuck Hartman	Len Wentz, Mike Williams
1991	24-30-0	.444	Chuck Hartman	Tim Fenn, Shaun Thomas
1992	34-17-1	.663	Chuck Hartman	Steve Render, David Dallas
1993	34-15-0	.694	Chuck Hartman	J.R. Hawkins, Mike Reedy, Justin Dobson
1994	32-26-0	.552	Chuck Hartman	Justin Dobson, Denny Hedspeth
1995	34-24-0	.586	Chuck Hartman	Bo Durkac, Braxton Bell
1996	35-24-0	.593	Chuck Hartman	Josh Herman, Sean Hummel
1997	34-28-0	.548	Chuck Hartman	Kevin Kurilla, Kris Turberville
1998	28-22-2	.558	Chuck Hartman	Jon Hand, Matt Lichtel, Barry Gauch
1999	42-17-0	.712	Chuck Hartman	Randy Martin, Barry Gauch, Eric Shiflett
2000	34-25-2	.576	Chuck Hartman	Gray Hodges, Christian Simmers
2001	29-28-1	.509	Chuck Hartman	Addison Bowman, Christian Simmers
2002	33-26-0	.559	Chuck Hartman	Chip Runyon, Brian Copeland

the hartman years

Since Virginia Tech fielded its first baseball team in 1892, the Hokies have compiled an overall record of 1,724 victories, 1,118 losses and 26 ties in 109 seasons (no teams in 1894 and 1899) — a winning percentage of .607. Over the last 40 years, Tech has suffered just two losing seasons, and during Coach Chuck Hartman's 24 years at the helm, the Hokies have averaged 36 wins a season.

Following is a year-by-year look at Tech's results under Hartman:

1979 (28-14)

VT Opp.

Wh	10-	8	George Washington
Wa	3-	2	Furman (10)
La	5-	6	Newberry
La	3-	12	South Carolina
La	8-	11	South Carolina
Wa	7-	6	South Carolina
Wn16	4-	3	Eastern Connecticut
Wa	5-	2	Atlantic Christian
Wa	6-	3	East Carolina
La	2-	6	East Carolina
Wa	9-	4	William & Mary
Lh	4-	5	Liberty Baptist
Wh	5-	4	VCU
Wh	10-	2	James Madison
La	4-	5	VCU
Wa	4-	1	Richmond
Wa	6-	5	Richmond
Wh	6-	2	William & Mary
Wa	3-	1	East Tenn. State
Wa	9-	0	VMI
Wa	5-	4	Morris Harvey
Wh	6-	3	Old Dominion (7)
Wh	9-	8	Appalachian State
La	7-	8	Liberty Baptist
Ln17	2-	9	Virginia
Wh	9-	8	Richmond (8)
Wh	7-	6	Richmond
Wh	4-	0	Virginia
Wa	10-	8	James Madison
Wh	8-	5	Maryland
Lh	4-	6	Louisville
Wh	15-	1	Louisville
Wh	4-	2	California State (Pa.)
Wh	11-	5	California State (Pa.)
Wa	8-	6	Cincinnati
La	1-	5	Cincinnati
La	1-	2	Cincinnati
Lh	8-	10	East Tenn. State
Wh	12-	8	Clemson
METRO TOURNAMENT			
Wn4	9-	2	St. Louis
Ln4	3-	4	Tulane
Ln4	1-	5	Memphis State
257-203			

1980 (30-18)

VT Opp.


La	1-	4	Davidson
Wa	7-	4	William & Mary
Wa	5-	0	William & Mary
Wa	11-	3	Catawba
Wa	9-	4	Catawba
La	6-	12	Georgia State
La	0-	1	Georgia State
Wn18	12-	1	Indiana
La	9-	18	Stetson
Wn18	9-	6	Pittsburgh
Wn18	9-	6	Indiana
La	4-	5	Stetson (12)
Wn18	12-	9	Pittsburgh
Wn18	9-	7	Indiana
Wa	7-	1	UNC Charlotte
La	4-	5	UNC Charlotte
Lh	2-	9	California State (Pa.)
Wh	7-	4	California State (Pa.)
La	6-	10	James Madison
La	3-	4	VCU
La	6-	14	Richmond
Wa	6-	3	Old Dominion
La	6-	10	Old Dominion
Wh	9-	6	East Tenn. State
La	3-	4	East Tenn. State
Wa	6-	3	Liberty Baptist
Wh	10-	2	James Madison

Lh	3-	4	Richmond
Wh	6-	0	Old Dominion
Wh	9-	3	Old Dominion
Wa	9-	8	Louisville
La	9-	17	Louisville
Wa	5-	4	Louisville
Wh	9-	5	VCU
Wh	17-	9	VCU
Wh	8-	2	VMI
Wh	6-	1	Liberty Baptist
Wa	7-	6	Appalachian State (9)
Wa	5-	2	Appalachian State
Wn19	19-	11	West Virginia
Wa	4-	2	Clemson
La	0-	8	Clemson
Wa	12-	11	Georgia Tech
La	16-	22	Georgia State
METRO TOURNAMENT			
Wn4	10-	6	Cincinnati
Wa	12-	4	Florida State
Ln4	5-	14	Memphis State
La	6-	13	Florida State
355-307			

1981 (48-9)

VT Opp.

La	3-	10	N.C. State
Wa	5-	2	North Carolina A&T
Wa	9-	3	North Carolina A&T
Wa	16-	2	Wake Forest
Wa	9-	3	Wingate
Wa	13-	5	Davidson
La	2-	3	Davidson
Wh	15-	6	Westfield State
Wh	15-	4	Westfield State
Wa	7-	5	East Tenn. State
Wh	9-	5	Old Dominion
Wh	8-	0	Old Dominion
Wh	7-	2	Shippensburg State
Wh	12-	10	Shippensburg State
Wh	6-	5	VCU
Wh	13-	1	VCU
Wh	14-	1	St. Louis
Wh	10-	2	St. Louis
Wh	9-	8	St. Louis (8)
Wh	11-	5	Richmond
Lh	0-	3	Liberty Baptist



LEFTY PAUL LEVY WON 11 GAMES FOR THE HOKIES IN 1981.

Wh	19-	0	Bluefield
Wh	22-	2	Bluefield (5)
Wa	14-	0	VMI (7)
Wa	9-	3	Cincinnati
Wa	15-	0	Cincinnati
Wa	11-	5	Cincinnati
Wh	11-	7	William & Mary
Wh	12-	4	William & Mary
Wh	13-	3	Longwood (7)
Wa	13-	9	James Madison
La	8-	20	Old Dominion
Wa	4-	2	Old Dominion
La	5-	6	Richmond
Wh	16-	7	Howard
Wh	5-	4	Howard
Wh	3-	2	Howard
Wh	13-	1	VMI
Wh	12-	5	Louisville
Wh	7-	5	Louisville
Wh	13-	8	Louisville
Wh	10-	0	Louisville
Wh	8-	1	UNC Charlotte
Wh	10-	1	UNC Charlotte
La	9-	10	Virginia
Wa	8-	3	VCU
Wa	14-	6	VCU
Wn19	13-	6	West Virginia
Wh	8-	5	Wingate
Wh	11-	1	Virginia
La	3-	6	Liberty Baptist
Wh	11-	5	James Madison
Wh	12-	6	Richmond
Wa	4-	3	Georgia Tech
METRO TOURNAMENT			
Ln4	12-	14	Tulane
Wn4	24-	10	Cincinnati
Ln4	8-	9	Memphis State
583-264			

1982 (50-9)

VT Opp.

La	4-	13	Wingate
Wa	6-	0	North Carolina A&T
Wa	8-	1	North Carolina A&T
Wh	8-	3	Point Park
Wh	17-	4	Point Park
Wh	13-	7	Point Park (8)
Wa	9-	3	Davidson
Wh	10-	8	Appalachian State
Wh	1-	0	Appalachian State
Wh	2-	0	Utica (5)
Wh	18-	2	Shippensburg State
Wh	7-	6	Shippensburg State (8)
La	2-	7	Florida State
La	4-	12	Florida State
Wa	5-	1	Florida State (7)
Wn9	5-	2	East Tenn. State
Wh	11-	3	Longwood
Wh	15-	1	George Mason
Wa	6-	0	Louisville
Wa	10-	8	Louisville
La	7-	9	Louisville
Wa	3-	1	St. Louis
Wa	8-	2	St. Louis (12)
Wa	13-	3	St. Louis (7)
Wa	11-	6	VMI
Wa	12-	4	VMI (5)
Wa	22-	2	Richmond (7)
Wh	10-	8	Cincinnati
Wh	11-	3	Cincinnati
Lh	3-	4	Cincinnati
Wh	6-	5	Old Dominion
Wh	9-	8	Old Dominion
Wh	21-	1	Bluefield (6)
La	6-	8	James Madison
Wa	4-	3	VCU



ALL-AMERICANS JIM STEWART(L) AND FRANKLIN STUBBS SPARKED THE HOKIES IN THE EARLY 1980S.

Wh	13-	2	North Carolina A&T
Wh	11-	7	North Carolina A&T
Wh	15-	2	Howard
Wh	5-	1	Howard
Wh	16-	8	Richmond
Wa	7-	0	George Mason
Wh	9-	1	James Madison
Wh	8-	7	William & Mary (9)
Wh	16-	5	William & Mary
Wh	23-	10	VCU
Wa	8-	1	East Tenn. State
Ln19	4-	7	West Virginia
Wn19	15-	2	West Virginia
Wn17	10-	6	Virginia
Wa	13-	4	Virginia
Wh	9-	2	Virginia
Wa	11-	6	Liberty Baptist
Wh	17-	7	Liberty Baptist
Wh	7-	5	East Tenn. State
Wh	4-	1	East Tenn. State
Wh	4-	0	East Tenn. State
METRO TOURNAMENT			
Ln4	5-	8	Tulane (10)
Wn4	17-	8	Cincinnati
La	1-	2	Florida State
555-250			

1983 (34-14)

VT Opp.

Wa	7-	1	North Carolina A&T
La	9-	11	North Carolina A&T
Wa	11-	1	N.C. State
Wa	4-	1	Wake Forest (5)
Wh	7-	3	George Washington
Wh	9-	0	George Washington
La	1-	14	Mercer
Wa	13-	9	Mercer
La	4-	9	West Georgia
Wa	3-	2	West Georgia
Wa	6-	0	Georgia State
Wh	11-	5	Shippensburg State
Wh	6-	2	Shippensburg State
Wh	6-	1	Oneonta State
Wh	2-	1	Oneonta State
Wh	7-	3	UNC Charlotte
Wa	6-	5	Richmond
Wa	9-	4	VCU
Wh	6-	4	VCU
Lh	14-	15	George Mason
Wh	12-	9	Wake Forest
Wa	14-	6	East Tenn. State
Wh	11-	3	North Carolina A&T
Wh	11-	1	North Carolina A&T
Lh	1-	4	James Madison
La	2-	4	Old Dominion
Wa	12-	5	Old Dominion

Continued on following page

the hartman years

Continued

La 5-13 James Madison
 Wa 16-4 George Mason
 Wn19 4-1 West Virginia
 Wn19 5-3 West Virginia
 Wn17 11-10 Virginia
 Wa 8-3 Virginia
 Wh 12-11 Virginia
 Wh 10-9 VMI
 Wh 5-4 VMI
 Lh 4-5 Richmond
 La 3-5 Liberty Baptist
 Wh 4-2 Liberty Baptist
 Wh 7-6 Howard
 Wh 7-1 Howard
 Lh 9-13 Howard
 Lh 3-4 East Tenn. State
 Wh 10-9 East Tenn. State (12)
 La 8-18 Georgia Tech
METRO TOURNAMENT
 Ln4 7-9 Cincinnati (10)
 Wn4 11-2 So. Mississippi
 Ln4 0-1 Memphis State
 353-255

1984 (41-17)

VT Opp.
 Wa 9-7 High Point
 Wa 11-2 High Point
 Wa 14-0 No. Carolina A&T (5)
 Wa 12-1 North Carolina A&T
 Wa 7-1 Elon
 La 2-3 Elon
 Wa 10-2 Wake Forest
 Wa 7-3 Clemson
 La 2-6 Clemson
 La 0-9 Clemson
 La 1-4 South Carolina
 La 4-5 South Carolina
 Wh 5-1 Utica
 Wh 9-2 Utica
 Wh 12-4 Utica
 Lh 6-9 Wingate
 Wh 6-3 Shippensburg State (6)
 Wh 5-3 Shippensburg State
 Wh 8-2 Oneonta State
 Wh 8-3 Oneonta State
 Lh 3-7 Liberty Baptist
 Wh 2-0 VCU
 Wh 7-5 VCU
 Wa 9-6 Richmond
 La 0-5 George Mason
 Lh 1-5 Appalachian State
 Wh 18-1 No. Carolina A&T (5)
 Wh 25-0 No. Carolina A&T (5)
 Wh 8-5 South Carolina
 Lh 1-3 South Carolina
 Lh 5-6 James Madison
 Wh 11-5 East Tenn. State
 Wh 5-2 Cincinnati
 Wh 4-0 Cincinnati (8)
 Wh 15-5 Cincinnati
 Wa 13-4 East Tenn. State
 Wa 7-4 Appalachian State
 Lh 6-7 UNC Charlotte
 La 8-9 James Madison
 La 8-10 Louisville
 Wh 6-3 Longwood
 Wa 8-5 Old Dominion
 Wn20 9-4 Virginia
 Wh 5-3 Virginia
 Wa 10-9 Virginia
 Wa 16-3 Liberty Baptist
 Wa 6-4 VMI
 Wa 13-4 VMI
 Lh 4-6 Richmond
 Wh 17-2 Howard
 Wh 25-8 Howard
 Wh 16-10 Howard
 Wa 3-2 UNC Charlotte (10)
METRO TOURNAMENT
 Ln4 6-12 Memphis State
 Wn4 11-7 Louisville
 Wn4 17-5 So. Mississippi

Wn4 6-3 South Carolina
 La 3-17 Florida State
 475-265

1985 (50-16-1)

VT Opp.
 Wa 3-1 High Point
 Wa 2-0 High Point
 Wa 7-5 North Carolina A&T
 Wa 3-2 No. Carolina A&T (5)
 Wa 4-2 Elon
 La 2-3 Elon
 Wa 7-5 Wingate (12)
 La 6-9 Wake Forest
 Wh 4-0 William & Mary
 Wh 10-1 William & Mary
 Th 4-4 Clemson
 Wh 14-7 Clemson
 Wh 20-6 Clemson
 Wh 1-0 Utica
 Wh 4-2 Utica
 Wh 11-0 Utica
 Wa 13-6 Louisville
 La 10-11 Louisville
 Lh 2-9 James Madison
 Wh 11-0 Oneonta State
 Wh 15-3 Oneonta State
 Wh 3-2 UNC Charlotte
 Wh 15-4 VCU
 Wa 6-0 Richmond (5)
 Wh 17-6 George Washington
 Lh 3-7 South Carolina (7)
 Lh 3-13 South Carolina
 Wh 8-4 South Carolina (8)
 Wa 14-2 Appalachian State
 Wa 28-7 East Tenn. State (7)
 Wh 13-11 Richmond
 Wh 15-5 No. Carolina A&T (5)
 Wh 18-6 No. Carolina A&T (5)
 Wh 9-7 Cincinnati
 Wh 10-5 Cincinnati
 Wh 13-2 Cincinnati
 Wa 4-3 UNC Charlotte
 Wh 10-8 Longwood
 Wh 9-6 East Tenn. State
 Wh 13-10 Louisville
 Wh 13-3 Louisville
 Wh 5-1 Louisville
 Lh 4-9 George Mason
 Lh 0-11 Appalachian State
 Wh 13-3 VMI
 Wa 10-7 James Madison
 Wa 9-7 Cincinnati
 Wa 5-3 Cincinnati
 La 9-12 Cincinnati
 La 8-9 South Carolina
 La 6-7 South Carolina
 Wa 10-4 South Carolina
 La 9-16 VCU
 Wh 14-13 Virginia
 La 2-3 Virginia
 La 0-1 George Mason
 Wh 21-7 Liberty Baptist
 Wa 12-10 Liberty Baptist
 Wa 16-3 VMI
 Wh 13-0 Howard
 Wh 13-12 Howard (10)
 Wh 9-6 Howard
METRO TOURNAMENT
 Wn4 16-8 Tulane
 Wa 8-5 Florida State
 Ln4 6-9 South Carolina
 Wn4 14-12 Tulane
 La 1-3 Florida State
 610-368

1986 (38-21)
VT Opp.
 La 3-4 High Point
 Wa 6-5 High Point
 Wa 15-2 No. Carolina A&T (6)
 Wa 11-0 No. Carolina A&T (5)
 La 3-12 Wake Forest
 Lh 5-6 South Carolina (10)

Lh 6-8 South Carolina
 Lh 2-11 South Carolina
 Wh 9-4 George Mason
 Wa 12-10 William & Mary (12)
 Wh 9-8 Louisville
 Wh 7-0 Louisville
 Wa 6-2 Columbus
 La 3-4 Columbus
 La 3-10 Stetson
 Ln18 3-8 Rider
 Ln18 3-4 Iowa
 La 13-15 Stetson
 Ln18 2-11 Iowa
 Wn18 12-10 Rider
 Wa 5-2 Stetson
 Wn18 5-3 Iowa
 La 4-7 Appalachian State
 Wh 15-4 Richmond
 Wh 10-6 North Carolina A&T
 Wh 10-0 No. Carolina A&T (5)
 Wa 5-1 South Carolina
 Wa 6-1 South Carolina
 Wa 6-5 South Carolina
 Wh 14-3 East Tenn. State (7)
 Lh 7-12 Appalachian State
 Wa 9-8 James Madison
 Wa 17-4 Richmond
 Wa 10-4 Cincinnati
 La 7-11 Cincinnati
 Wa 11-7 Cincinnati
 Lh 8-11 Virginia
 Wh 9-8 VCU (8)
 La 4-7 UNC Charlotte
 Wh 14-9 Longwood
 Wh 14-3 Cincinnati
 Wh 7-6 Cincinnati
 Lh 5-9 Cincinnati (6)
 Wa 13-12 Virginia (12)
 Wh 10-8 James Madison
 Wa 8-2 Louisville
 Wa 15-14 Louisville
 La 10-11 Louisville
 Wh 16-15 Liberty
 Wh 14-11 Old Dominion

Wh 27-4 VMI
 Wa 9-7 Old Dominion
 La 0-16 Liberty
 Wh 16-15 Howard
 Wh 8-5 Howard
 Wh 30-0 Howard
 Wa 9-6 VMI
METRO TOURNAMENT
 Ln4 5-6 Cincinnati
 Ln4 8-11 Memphis State
 533-408

1987 (32-16-1)

VT Opp.
 Wa 6-1 Duke
 Wa 14-1 No. Carolina A&T (5)
 Wa 11-1 No. Carolina A&T (6)
 Wh 12-1 Louisville
 Wh 4-0 Louisville
 Wh 10-2 Louisville
 Wh 20-1 Bluefield State
 Wh 4-3 Ohio
 Lh 2-14 Ohio
 Wh 7-3 VCU
 Wa 11-6 Towson State
 Wa 9-1 George Mason
 Ta 5-5 Maryland (11)
 Wh 16-6 Longwood
 Wa 2-0 Louisville
 Wa 2-1 Louisville
 Wa 11-4 Louisville
 Lh 7-10 William & Mary
 La 4-11 South Carolina
 La 8-14 South Carolina
 La 8-9 South Carolina
 La 6-9 Richmond
 La 4-5 William & Mary
 Wh 11-1 Cincinnati
 Lh 1-13 Cincinnati
 Wh 9-6 Appalachian State
 Lh 7-8 Appalachian State
 La 1-2 Cincinnati
 Wa 16-0 Cincinnati
 Wa 4-1 Cincinnati
 Wh 10-8 George Mason
 Wa 3-1 Liberty
 Wh 8-6 Liberty
 La 1-7 UNC Charlotte
 Wh 14-4 Old Dominion
 Lh 12-13 VMI (10)
 Wa 3-2 Old Dominion
 Wh 10-6 Howard
 Wh 12-2 Howard (6)
 Wh 10-1 Howard
 Wa 7-3 Tennessee
 Lh 6-8 UNC Charlotte
 La 2-3 VCU (12)
 Wa 8-3 Virginia
 Wn21 8-4 Virginia
 Wh 11-5 Virginia (forfeit)
METRO TOURNAMENT
 Wn12 2-1 Cincinnati
 Ln12 4-5 Florida State
 Ln12 9-14 So. Mississippi
 372-235

1988 (40-20)
VT Opp.
 Wa 21-4 High Point
 Wa 20-7 High Point
 La 2-8 Coastal Carolina
 Wa 8-3 Coastal Carolina
 Wa 10-4 UNC Wilmington
 La 6-10 UNC Wilmington
 Wa 7-2 UNC Wilmington
 La 2-9 Methodist
 La 5-6 Elon
 Wh 10-3 Louisville
 Wh 4-3 Louisville
 Wh 13-2 Louisville
 La 1-8 George Mason
 Wa 17-3 William & Mary
 Wh 8-6 Ohio
 Lh 1-2 Ohio



BEAN STRINGFELLOW STRUCK OUT A SCHOOL RECORD 119 BATTERS IN 1985.

Wh 13- 2 Wake Forest
 Lh 3- 8 West Virginia
 Wh 10- 7 West Virginia
 Wh 17- 5 William & Mary
 Wa 12- 1 Louisville
 Wa 21- 3 Louisville
 Wa 9- 7 Louisville
 Wh 11- 9 Appalachian State
 Wh 11- 8 VCU
 Wh 13- 2 South Carolina
 Lh 4- 6 South Carolina (8)
 Wh 9- 7 South Carolina
 Wh 12- 8 Tennessee
 La 7- 15 James Madison
 Wh 12- 1 Howard
 Wh 18- 1 Howard
 Wh 12- 10 Howard
 Wh 14- 8 Howard
 Lh 8- 9 Richmond
 La 6- 10 South Carolina
 La 0- 7 South Carolina
 La 1- 10 South Carolina
 Wa 11- 8 Virginia
 Wh 9- 4 George Mason
 Wa 6- 4 Cincinnati
 La 2- 8 Cincinnati
 La 1- 2 Cincinnati (10)
 Wh 26- 2 Liberty
 Wh 14- 1 Liberty
 Wh 12- 1 East Tenn. State (7)
 Wh 25- 3 UNC Charlotte
 Wh 9- 1 Cincinnati
 Wh 16- 9 Cincinnati
 Lh 3- 5 Cincinnati
 La 6- 7 VCU (10)
 Wa 10- 5 Richmond
 Wn22 2- 1 New York Tech (7)
 Wa 4- 2 Old Dominion (7)
 Ln22 1- 4 New Orleans
 Wh 19- 12 James Madison
 Wh 18- 8 Old Dominion
METRO TOURNAMENT
 Wn4 8- 1 Cincinnati
 La 6- 9 Florida State
 Ln4 1- 6 Memphis State
 567-327

1989 (35-22)

VT Opp.
 Wa 5- 2 Furman
 La 3- 5 Furman
 Wa 3- 1 Louisville
 Wa 10- 5 Louisville
 La 6- 7 Louisville
 La 2- 14 Fresno State
 Wn23 9- 7 Missouri
 Wn23 10- 7 Liberty
 Ln23 1- 6 Washington State
 Wn23 8- 6 U.S. International
 Wn23 6- 3 Kansas State
 Wh 7- 2 George Mason
 Wh 9- 1 Cincinnati
 Wh 6- 2 Cincinnati
 Wh 11- 4 Cincinnati
 Wh 8- 4 East Tenn. State
 Lh 4- 6 Liberty (10)
 La 2- 3 Radford (11)
 Wa 7- 1 Old Dominion
 Wh 38- 9 Howard
 Wh 8- 5 Howard
 Lh 4- 5 Howard
 Wh 7- 4 Howard
 Wa 3- 1 West Virginia
 Wa 12- 6 West Virginia
 Wa 8- 1 East Tenn. State
 Wa 2- 1 Memphis State
 La 6- 7 Memphis State
 La 1- 2 Memphis State
 Wh 20- 8 VMI
 Wa 3- 2 Appalachian State
 La 10- 11 Appalachian State
 Wh 19- 1 William & Mary
 Wh 10- 5 South Carolina
 Wh 6- 3 South Carolina



TREY MCCOY HAD A .374 CAREER BATTING AVERAGE DURING HIS THREE SEASONS AT TECH (1986-88).

Wh 4- 0 South Carolina
 Wh 7- 3 Radford
 Lh 1- 5 Richmond
 Lh 4- 9 VCU
 Lh 9- 10 Virginia (10)
 Wa 7- 5 Florida State
 La 8- 14 Florida State
 La 4- 8 Florida State
 Wa 21- 7 William & Mary
 Ln21 2- 6 Virginia
 La 3- 9 VCU
 Wa 9- 3 George Mason
 La 6- 10 James Madison
 Wh 20- 19 Old Dominion (10)
 Lh 1- 2 UNC Charlotte
 Lh 3- 10 So. Mississippi
 Wh 12- 3 So. Mississippi
 Wh 4- 1 So. Mississippi
METRO TOURNAMENT
 Wn12 8- 0 Cincinnati
 Ln12 4- 7 So. Mississippi
 Wa12 8- 4 South Carolina
 Ln12 2- 8 Florida State
 421-300

1990 (36-22)

VT Opp.
 La 2- 6 Liberty
 Wh 14- 5 Maryland
 Wa 16- 6 George Washington
 Wa 6- 5 VCU (10)
 Lh 2- 3 East Tenn. State
 Wh 9- 2 VMI
 Wa 19- 5 East Tenn. State
 La 4- 7 Tulane

La 5- 7 Tulane
 Wa 7- 1 Tulane
 La 1- 9 S.E. Louisiana
 Wh 5- 1 VCU
 Wh 5- 4 Appalachian State
 Lh 2- 9 Appalachian State
 Wh 14- 3 Radford
 Wh 9- 8 Western Carolina
 La 6- 18 Western Carolina
 Wa 21- 6 Tennessee
 Wh 7- 2 Howard
 Wh 9- 2 Howard (5)
 Wh 23- 4 Howard
 Wh 17- 5 Howard (7)
 Wh 12- 2 West Virginia
 Wh 9- 8 West Virginia
 Wh 11- 4 Richmond
 Wh 9- 8 Memphis State
 Wh 9- 6 Memphis State
 Wh 4- 0 Memphis State
 Wh 5- 4 Liberty (14)
 Wh 6- 2 William & Mary
 Wn21 8- 1 Virginia
 Wa 10- 3 Richmond
 Wa 8- 5 South Carolina
 La 0- 6 South Carolina
 Wa 8- 3 South Carolina (12)
 Wa 15- 8 Radford
 La 3- 4 Old Dominion
 La 13- 14 Virginia
 Wh 5- 0 Louisville (5)
 Wh 8- 5 Louisville
 Wh 13- 3 Louisville
 La 1- 5 James Madison
 Lh 3- 13 Old Dominion

Wh 14- 7 Virginia
 La 4- 5 UNC Charlotte (12)
 Wn20 10- 1 UNC Charlotte
 Ln24 2- 4 Duke
 Ln25 4- 6 Florida State
 Lh 1- 5 Florida State
 Lh 14- 25 Florida State
 La 0- 5 So. Mississippi
 La 1- 2 So. Mississippi
 La 3- 7 So. Mississippi
METRO TOURNAMENT
 Wn26 6- 4 Memphis State
 Ln26 3- 11 Florida State
 Wn26 2- 1 South Carolina
 Wn26 3- 2 Cincinnati
 Ln26 5- 12 Florida State
 435-319

1991 (24-30)

VT Opp.
 La 0- 1 UNC Charlotte
 Wh 7- 2 George Mason
 La 3- 9 William & Mary
 Wh 11- 1 Western Carolina
 Wh 15- 10 Western Carolina
 Wh 9- 7 Howard
 Wh 13- 0 Howard
 Wh 7- 4 Howard
 Ln23 7- 10 Cal State Northridge
 Ln23 3- 6 Creighton
 Ln23 3- 4 North Carolina
 Wa 4- 0 Fresno State
 Wn23 4- 2 Indiana State
 Ln23 1- 11 North Carolina
 Wh 9- 4 UNC Charlotte
 Lh 3- 5 VCU
 Wh 14- 11 Cincinnati
 Wh 14- 6 Cincinnati
 Wh 16- 12 Cincinnati
 Lh 1- 6 James Madison (5)
 Lh 7- 10 Appalachian State
 Wa 17- 5 Louisville
 La 1- 6 Louisville
 La 3- 13 Louisville
 Lh 10- 13 Richmond
 Wa 7- 6 Virginia
 La 9- 10 Appalachian State
 La 12- 15 Memphis State
 La 4- 5 Memphis State
 Ln21 2- 5 Virginia
 Lh 5- 6 Old Dominion
 Wh 4- 3 South Carolina
 Lh 4- 13 South Carolina
 Wh 6- 5 South Carolina
 Wa 12- 3 VMI
 Wh 11- 5 Virginia
 Wn25 20- 5 Radford
 Wh 5- 1 Tulane
 Wh 3- 1 Tulane
 Wh 18- 12 Tulane
 Lh 6- 8 Liberty
 Wh 16- 1 VMI
 La 3- 5 VCU
 La 2- 6 George Mason
 Wa 10- 9 Richmond
 La 4- 9 Old Dominion
 La 2- 3 Florida State
 La 1- 4 Florida State
 La 1- 11 Florida State
 Ln24 4- 11 So. Mississippi
 Lh 3- 9 So. Mississippi
 Lh 0- 4 So. Mississippi
METRO TOURNAMENT
 Ln25 1- 17 South Carolina
 Ln25 4- 10 Cincinnati
 362-360

1992 (34-17-1)

VT Opp.
 Wa 11- 6 UNC Wilmington
 Wa 14- 3 UNC Greensboro
 Wa 12- 6 UNC Greensboro
 Wh 16- 5 VMI

Continued on following page

the hartman years

Continued

Wh 14- 2 Western Carolina
 Th 5- 5 Western Carolina (11)
 Wh 3- 2 Howard
 Wh 8- 2 Howard
 Wh 20- 4 Howard
 Wn5 12- 4 Detroit Mercy
 Wa5 10- 7 Georgia Southern
 Ln5 0- 7 Detroit Mercy (5)
 Wn5 6- 1 Detroit Mercy
 Wa5 9- 6 Georgia Southern
 Ln5 7- 10 UNC Greensboro
 Wn5 12- 3 UNC Greensboro
 Wa 10- 1 Western Carolina
 Wh 5- 3 Kent
 Wh 5- 4 Kent
 Wh 9- 3 William & Mary
 Wh 18- 10 Tulane
 Wh 11- 8 Tulane
 Wh 15- 9 Tulane
 Wh 11- 3 Appalachian State
 Wa 8- 4 Appalachian State
 Lh 11- 12 VCU (8)
 La 1- 10 George Mason
 La 3- 4 Virginia
 Wh 16- 9 George Mason
 La 3- 7 South Florida
 La 4- 5 South Florida
 La 2- 3 South Florida
 Wa 10- 7 Old Dominion
 Wn25 12- 3 Virginia
 Lh 5- 10 James Madison
 Wa 16- 1 UNC Charlotte
 La 2- 3 UNC Charlotte
 Wa 14- 10 UNC Charlotte
 Wh 6- 4 Virginia
 La 2- 11 James Madison
 Lh 6- 25 Louisville
 Wh 10- 9 Louisville
 Wh 18- 3 Louisville
 Wh 11- 4 Liberty
 Wa 4- 0 VCU
 La 1- 7 Richmond
 La 7- 14 So. Mississippi
 La 3- 4 So. Mississippi
 Wa 13- 6 So. Mississippi
METRO TOURNAMENT
 Wn27 9- 4 UNC Charlotte
 Ln27 5- 10 Louisville
 Ln27 3- 10 So. Mississippi
 448-313

1993 (34-15)
VT Opp.
 Wa 13- 12 Old Dominion
 Wh 9- 2 Holy Cross
 Wh 14- 2 East Carolina
 Wh 6- 5 East Carolina (10)
 Wa 5- 3 College of Charleston
 La 0- 3 Charleston Southern
 Wa 6- 5 South Carolina
 La 2- 13 South Carolina (8)
 Wh 7- 5 UNC Greensboro
 Wh 12- 0 Howard
 Wh 10- 2 Howard
 Wh 7- 2 Howard (5)
 Wa 8- 5 VCU
 Wa 3- 2 VCU (8)
 Wa 7- 2 VCU
 Wa 9- 4 Richmond
 Wa 12- 8 Western Carolina
 Lh 2- 9 George Mason
 Wa 9- 7 George Mason
 Wa 7- 3 West Virginia
 La 1- 10 West Virginia
 Wh 6- 1 Virginia
 Wh 8- 5 Western Carolina
 La 5- 7 Tulane
 La 4- 5 Tulane (7)
 La 5- 10 Tulane
 Wa 10- 5 Appalachian State
 La 2- 6 Virginia
 Wh 9- 3 Marshall



THE SCOREBOARD TELLS THE TALE AS BRIAN FITZGERALD CLOSES OUT A NO-HITTER AGAINST JAMES MADISON IN 1995.

Wh 5- 2 UNC Charlotte
 Lh 8- 10 UNC Charlotte
 Wh 16- 4 UNC Charlotte
 Wa 10- 2 James Madison
 Ln24 2- 4 N.C. State
 Wa 6- 0 VMI
 Wa 33- 6 Louisville
 Wa 9- 8 Louisville
 Wh 6- 5 Liberty (10)
 La 1- 5 Liberty
 Wh 5- 3 Richmond
 Wh 6- 5 South Florida
 Wh 3- 2 South Florida
 Wh 8- 7 South Florida
 Wh 9- 5 James Madison
 Lh 4- 6 So. Mississippi
 Wh 12- 7 So. Mississippi
 Lh 1- 2 So. Mississippi
METRO TOURNAMENT
 La 2- 6 VCU
 Ln28 2- 4 Tulane
 346-239

1994 (32-26)

VT Opp.

La 6- 7 UNC Wilmington (12)
 La 12- 13 UNC Wilmington
 La 3- 7 East Carolina
 La 3- 9 East Carolina
 Wn18 10- 9 Purdue
 La 3- 6 Stetson
 Wn18 5- 4 Evansville
 Wn18 12- 7 Purdue
 Ln18 4- 12 Pittsburgh
 Wn18 6- 4 Evansville
 Wn18 7- 4 Pittsburgh
 La 5- 9 Stetson
 Wh 17- 12 Richmond
 Wh 5- 4 Marshall
 La 3- 7 Marshall
 Lh 6- 17 Tulane
 Wh 5- 0 Tulane
 Wh 7- 4 Tulane
 Lh 4- 5 Appalachian State
 Wh 17- 4 Liberty
 La 5- 8 UNC Charlotte
 La 2- 18 UNC Charlotte
 La 4- 5 Richmond
 Lh 7- 16 VCU
 Wh 6- 4 VCU
 Lh 3- 4 VCU
 Lh 6- 7 Old Dominion
 Wh 6- 5 Old Dominion
 La 4- 12 James Madison
 Wh 5- 0 Howard
 Wh 10- 2 Howard

Wh 17- 1 Howard
 Wa 7- 6 Appalachian State (10)
 Wh 15- 4 Louisville
 Wh 25- 4 Louisville
 Wh 14- 8 Louisville
 Wh 14- 13 James Madison (10)
 Wh 5- 3 Virginia
 Wh 11- 10 Virginia
 La 2- 12 South Florida
 La 2- 10 South Florida
 Wa 9- 8 South Florida
 Wh 5- 2 West Virginia
 Wn19 5- 3 West Virginia
 Wa 14- 5 George Mason
 Lh 9- 10 George Mason
 Wa 8- 4 VCU
 Ln25 10- 11 Richmond
 La 4- 12 So. Mississippi
 Wa 1- 0 So. Mississippi
 La 4- 5 So. Mississippi
METRO TOURNAMENT
 Wn29 2- 0 South Florida
 Wn29 6- 4 So. Mississippi
 Wn29 4- 1 UNC Charlotte
 Ln29 3- 6 Tulane
 Wn29 5- 3 Tulane
NCAA REGIONAL
 Ln6 0- 7 Auburn
 Ln6 3- 4 Citadel
 402-381

1995 (34-24)

VT Opp.

Wh 6- 5 Radford
 Wh 11- 4 North Carolina A&T
 Ln16 3- 10 George Mason
 La 1- 3 UNC Wilmington
 Wn16 10- 4 East Carolina
 Lh 2- 10 George Mason
 Wh 14- 0 Holy Cross
 Wn23 7- 3 Wyoming
 Ln23 0- 5 Gonzaga
 Wn23 10- 5 Nevada
 Ln23 3- 4 Portland
 Wa 8- 0 Fresno State
 Ln23 9- 12 Nevada
 Wn30 4- 3 West Virginia
 Wa 7- 4 West Virginia
 Wa 2- 0 West Virginia
 Wa 9- 5 Marshall
 Lh 3- 9 UNC Charlotte
 Wh 10- 7 UNC Charlotte
 Wh 3- 2 UNC Charlotte (10)
 Wh 22- 5 Appalachian State
 La 4- 5 Richmond (11)
 La 5- 6 James Madison (14)

Lh 6- 7 Western Carolina
 Wh 10- 1 Howard
 Wh 10- 0 Howard
 Wh 20- 2 Howard
 Wh 5- 0 James Madison
 La 9- 10 Western Carolina
 La 2- 8 Western Carolina
 Wh 6- 5 Marshall (11)
 La 3- 6 Tulane
 La 4- 5 Tulane
 Wa 13- 9 Tulane
 La 7- 8 Radford
 Wh 13- 7 Richmond
 La 5- 6 VCU
 Wa 5- 2 VCU
 Wa 6- 1 VCU
 Wa 5- 1 VMI
 La 7- 8 Virginia
 Lh 5- 18 South Florida
 Wh 6- 4 South Florida
 Lh 4- 5 South Florida
 Ln11 8- 10 Tennessee
 Lh 5- 13 Virginia
 La 6- 7 Louisville
 Wa 11- 1 Louisville
 Wa 6- 2 Louisville
 Wh 6- 3 Liberty
 Wh 2- 1 UNC Wilmington
 Wh 6- 5 UNC Wilmington
 Wh 17- 3 So. Mississippi
 Wh 9- 3 So. Mississippi
 Wh 5- 1 So. Mississippi
METRO TOURNAMENT
 Wn31 3- 2 So. Mississippi
 Ln31 2- 3 South Florida
 Ln31 3- 4 Tulane
 393-282

1996 (35-24)

VT Opp.

Wa 14- 0 VCU
 La 2- 7 UNC Wilmington
 Wa 6- 3 UNC Wilmington
 Lh 1- 2 Howard
 Wh 13- 4 Howard
 Wh 5- 2 Howard
 La 4- 8 Clemson
 La 2- 6 Clemson
 La 0- 4 Clemson
 La 1- 6 Charleston Southern
 La 3- 7 Citadel
 Wa 6- 4 Charleston Southern
 Wa 6- 2 Citadel
 La 7- 14 Radford
 Wh 10- 4 Radford
 La 1- 11 N.C. State
 La 2- 3 N.C. State
 Lh 2- 7 N.C. State
 Wa 14- 5 North Carolina A&T
 Wh 19- 2 Appalachian State
 Wh 9- 2 VCU
 Lh 5- 6 Xavier
 Wh 5- 2 Xavier
 Wh 8- 2 Xavier
 Wh 9- 3 Xavier
 Wa 6- 5 James Madison
 Wh 5- 2 Old Dominion
 Wa 8- 6 Liberty
 La 3- 4 Dayton
 Wa 5- 3 Dayton
 Wa 8- 7 Dayton (11)
 Wa 7- 6 Dayton
 Ln32 3- 8 Radford
 La 5- 8 Old Dominion
 La 2- 7 Richmond
 Wh 15- 7 Duquesne
 Wh 4- 3 Duquesne
 Wh 7- 4 Duquesne
 Wh 8- 5 Duquesne
 Ln25 1- 2 Virginia (10)
 Lh 8- 9 James Madison
 Wa 7- 4 George Mason
 La 2- 3 George Washington

Wa 7- 2 George Washington
 Wa 3- 0 George Washington
 Wa 6- 5 George Washington
 Wh 17- 9 West Virginia (8)
 Wh 14- 11 West Virginia
 La 1- 8 Virginia
 Wa 12- 1 La Salle
 Wa 14- 3 La Salle
 La 2- 3 La Salle
 Wa 9- 3 La Salle
 Wn11 3- 2 Tennessee
 Lh 10- 13 Liberty (11)
ATLANTIC 10 TOURNAMENT
 Wn33 4- 2 Temple
 Wn33 4- 1 Massachusetts
 Ln33 2- 5 Massachusetts
 Ln33 2- 8 Massachusetts
 368-285

1997 (34-28)

VT Opp.

Wa 10- 0 North Carolina A&T (5)
 Wa 6- 5 Campbell (13)
 La 2- 7 South Florida
 La 1- 2 South Florida
 La 1- 13 South Florida
 Ln2 4- 9 Michigan
 La2 3- 5 Rollins
 Ln2 6- 7 Maine
 Ln2 2- 11 Michigan
 Wa2 20- 9 Rollins
 Ln2 2- 9 Maine
 Lh 5- 6 Campbell
 Wa 17- 5 James Madison
 Wh 19- 7 George Mason
 La 3- 7 Georgia Tech
 La 8- 9 Georgia Tech
 La 13- 20 Georgia Tech
 Wh 19- 4 Howard
 Wh 10- 5 Howard
 Wh 4- 3 George Washington
 Wh 12- 6 George Washington
 Wh 10- 9 George Washington
 Wn34 10- 4 Appalachian State
 Wh 21- 4 Radford
 Wa 11- 2 Radford
 Wh 11- 2 Massachusetts
 Lh 1- 7 Massachusetts
 Lh 2- 4 Massachusetts
 Wa 14- 10 Marshall



KEVIN BARKER WAS NAMED THE ATLANTIC 10 PLAYER OF THE YEAR IN 1996.

Wa 12- 5 West Virginia
 La 2- 3 West Virginia (10)
 La 2- 10 Rhode Island
 Wa 16- 5 Rhode Island
 Wa 9- 8 Rhode Island
 Lh 9- 12 Liberty
 Lh 11- 14 Virginia
 Wa 9- 3 Liberty
 Wa 7- 5 Xavier
 La 3- 4 Xavier
 La 7- 9 Xavier
 Lh 6- 7 James Madison
 La 7- 11 VCU
 Wa 11- 9 Richmond
 Wh 3- 2 Dayton
 Wh 9- 4 Dayton
 Wh 13- 4 Dayton
 Wh 23- 2 North Carolina A&T

Wh 8- 1 Richmond
 La 1- 5 Duquesne
 La 4- 5 Duquesne
 La 6- 12 Duquesne
 Ln11 1- 2 Tennessee
 Wh 4- 2 VCU
 Wh 7- 4 La Salle
 Wh 9- 2 La Salle
 Wh 17- 4 La Salle
ATLANTIC 10 TOURNAMENT
 Wn33 8- 4 Massachusetts
 Wn33 17- 2 Xavier
 Wn33 13- 8 Massachusetts
NCAA REGIONAL
 Wn35 3- 2 Southern California
 Ln35 6- 12 N.C. State
 Ln35 2- 6 Southern California
 512-379

1998 (28-22-2)

VT Opp.

La36 6- 7 The Citadel (11)
 Wn36 19- 8 Georgia Southern
 Wn36 10- 9 St. John's
 Wa 16- 11 Old Dominion
 Wa 2- 1 Campbell
 La 3- 13 Campbell
 Wh 12- 6 Radford
 Wh 6- 2 Liberty
 Wh 5- 4 Howard
 Wh 16- 3 Howard
 Lh 11- 5 West Virginia
 Th 3- 3 West Virginia (10)
 Tn23 7- 7 Indiana State
 Ln23 8- 12 Winthrop
 Wn23 13- 9 Bowling Green
 Ln23 4- 15 Purdue
 Ln23 8- 11 Purdue
 Wn23 4- 3 Toledo
 La 3- 4 Radford
 Wh 7- 5 James Madison
 Wh 5- 4 Old Dominion
 La 4- 5 Radford
 Wh 5- 3 Fordham
 Lh 1- 11 Fordham
 Lh 8- 9 Fordham
 Wa 16- 3 Liberty
 Wh 7- 4 Radford
 La 5- 9 Marshall
 Wa 6- 3 La Salle
 Wa 12- 4 La Salle
 Wa 15- 1 La Salle

BARRY GAUCH (15) LED TECH TO AN ATLANTIC-10 TOURNAMENT CHAMPIONSHIP IN 1997.



Lh 1- 3 VCU
 La 3- 4 Virginia
 Lh 3- 12 Xavier
 Wh 5- 0 Xavier
 Lh 9- 11 Xavier (11)
 Wh 10- 5 Virginia
 Wa 8- 4 Dayton
 Wa 14- 5 Dayton
 Wa 11- 2 Dayton
 Wh 7- 3 Campbell
 Ln25 2- 3 Virginia
 Lh 3- 12 Richmond
 Wh 19- 8 North Carolina A&T
 Wh 6- 0 Duquesne
 Lh 5- 8 Duquesne
 Wh 17- 7 Duquesne
 La 5- 13 VCU
 Ln11 3- 11 Tennessee
 La 2- 5 James Madison
ATLANTIC 10 TOURNAMENT
 Wn37 7- 6 Massachusetts
 Ln37 1- 3 Fordham
 382-325

1999 (42-17-0)

VT Opp.

La 5- 10 Campbell
 Wa 19- 0 High Point
 La 2- 4 Wake Forest
 La 9- 10 Wake Forest
 Wn2 11- 9 Evansville
 Ln2 0- 1 Miami (Ohio)
 La2 4- 5 Rollins
 Wn2 7- 3 Evansville
 Wn2 8- 2 Miami (Ohio)
 Wa2 8- 0 Rollins
 Wh 8- 6 Old Dominion
 Wa 9- 4 Radford
 La 5- 8 James Madison
 Lh 3- 5 Marshall (12)
 Wa 13- 1 Marshall
 Wa 7- 4 West Virginia
 Wa 7- 5 West Virginia
 Wh 23- 13 High Point
 Lh 4- 9 George Washington
 Wh 13- 4 George Washington
 Lh 5- 11 George Washington
 Wh 7- 6 Campbell
 La 7- 8 VCU
 Wh 2- 1 St. Bonaventure
 Wh 2- 1 St. Bonaventure
 Wh 12- 10 St. Bonaventure
 Lh 4- 8 Wake Forest
 aW 11- 10 Radford (11)
 Lh 11- 16 Hofstra
 Wa 8- 2 St. Joseph's
 Wa 5- 2 St. Joseph's
 Wa 19- 9 St. Joseph's
 Wh 17- 7 Radford
 Wh 13- 9 Virginia
 La 1- 3 Xavier
 Wa 4- 1 Xavier
 Wa 5- 3 Xavier
 Lh 6- 11 Liberty
 Wa 11- 7 Virginia
 Wa 12- 3 Liberty
 Wh 2- 1 Dayton
 Wh 5- 0 Dayton
 Wh 13- 3 Dayton
 Wa 9- 0 Duquesne
 Wa 6- 5 Duquesne
 Wa 12- 5 Duquesne
 Wh 6- 5 VCU (10)
 Wa 8- 4 Richmond
 Wh 3- 0 La Salle
 Wh 7- 6 La Salle
 Wh 7- 6 La Salle
ATLANTIC 10 TOURNAMENT
 Wn33 4- 3 Temple
 Ln33 6- 13 La Salle
 Wn33 9- 4 Massachusetts
 Wn33 15- 3 La Salle

Continued on following page

the hartman years

Continued

Wn3320- 6 La Salle
 NCAA REGIONAL
 Ln3 3- 5 Richmond
 Wn3 11- 5 Siena
 Ln3 8-11 Richmond
 481-316

2000 (34-25-2)

VT Opp.

Ln36 5- 11 St. John's
 Wn36 5- 3 Tennessee
 Wn3612- 2 West Virginia
 Wa 8- 1 High Point
 La 7- 11 Wake Forest
 La 0-13 Wake Forest
 Wh 5- 3 West Virginia
 Wh 6- 5 West Virginia
 Wh 12- 1 Ohio
 Lh 15-19 Ohio
 Wa 6- 4 Campbell
 Th 11-11 High Point (9)
 Lh 11-13 Radford
 Wa 4- 2 UNC Wilmington
 La 1- 7 UNC Wilmington
 La 2- 3 Old Dominion
 La 3-15 Old Dominion
 Ta 6- 6 George Mason (9)
 Lh 3- 8 Kent
 Wh 8- 2 Kent
 Wh 4- 3 Kent
 Wa 3- 2 at Radford
 Lh 1- 7 James Madison
 Wa 5- 2 George Washington
 La 1- 7 George Washington
 Wa 7- 6 George Washington
 Lh 8-11 Liberty
 Wa 7- 3 Virginia
 Wh 5- 4 Radford
 Wh 19- 2 Rhode Island
 Wh 7- 2 Rhode Island
 Wh 12- 0 Rhode Island
 Wa 8- 7 Richmond
 Wa 7- 6 Massachusetts
 La 11-15 Massachusetts
 Wa 13- 0 Massachusetts
 Lh 0- 5 VCU
 Lh 3-10 Wake Forest
 Wh 9- 3 Xavier
 Wh 5- 0 Xavier
 Wh 6- 1 Xavier (6)
 Wh 7- 6 Virginia (10)
 La 10-11 James Madison

La 1- 6 Dayton
 Wa 6- 2 Dayton
 La 2- 3 Dayton
 LnL20 6- 7 Radford
 Wh 5- 4 Duquesne
 Lh 1- 8 Duquesne
 Wh 7- 6 Duquesne
 Ln25 4- 5 Virginia
 La 8- 9 Liberty
 Lh 9-19 Campbell
 Wa 8- 0 La Salle
 Wa 10- 7 La Salle
 Wa 11- 8 La Salle
 ATLANTIC 10 TOURNAMENT
 Wn33 4- 3 Massachusetts
 Wn33 8- 1 George Washington
 Wn33 9- 6 Massachusetts
 NCAA REGIONAL
 Ln39 3- 8 Southern Cal
 Ln39 6- 8 Cal State Fullerton
 396-363

2001 (29-28-1)

VT Opp.

Wa 5- 4 Campbell
 La 3-10 Campbell
 La 1-11 Liberty
 La 1- 3 Wake Forest
 Wh 5- 2 Old Dominion
 Wh 6- 5 Old Dominion
 Wn2 7- 0 Long Island
 Ln2 5- 8 Rollins
 Ln2 9-10 Central Michigan
 Wn2 11- 0 Long Island
 La2 3- 5 Rollins
 Ln2 5- 6 Central Michigan (11)
 Wh 5- 4 Richmond
 Wa 18- 0 Radford
 Lh 7- 10 High Point
 Wh 10- 4 Boston College
 Wh 4- 3 Boston College
 Wh 13- 5 Boston College
 Lh 1- 2 St. John's
 Wh 19- 6 St. John's
 Wh 3- 2 Notre Dame
 Wh 9- 8 Notre Dame
 La 2- 3 VCU (11)
 La 0- 7 Richmond
 La 2- 3 Connecticut (8)
 Wa 3- 2 Connecticut
 La 6- 7 Connecticut
 Wh 7- 3 VMI
 Wh 8- 2 Villanova



FIRST-ROUND DRAFT PICK JOE SAUNDERS POSTED 27 WINS IN HIS THREE SEASONS AT TECH.

Lh 3- 8 Villanova
 Lh 9-10 Villanova
 Lh 9-18 Wake Forest
 La 4- 7 Virginia
 La 3-11 Rutgers
 Wa 14- 7 Rutgers
 La 1-13 Seton Hall
 Ta 7- 7 Seton Hall (12)
 Wa 5- 4 High Point (10)
 Lh 3- 9 Virginia
 Wa 14- 4 West Virginia
 La 5- 6 West Virginia
 La 5- 7 West Virginia
 Ln11 4- 7 Tennessee
 Wa 5- 4 Radford (12)
 Wh 14- 5 Georgetown
 Wh 10- 6 Georgetown
 Wh 7- 3 Georgetown
 Wn25 6- 1 Virginia
 Wh 8- 5 Liberty
 Wn20 5- 2 Radford
 Lh 3- 7 VCU
 La 1- 4 Pittsburgh
 La 1- 4 Pittsburgh
 Wa 5- 3 Pittsburgh
 BIG EAST TOURNAMENT
 Wn40 4- 3 Notre Dame
 Ln40 0- 5 Seton Hall
 Wn40 5- 2 Notre Dame
 Ln40 2- 5 Seton Hall
 340-312

2002 (33-26-0)

VT Opp.

Wn36 5- 1 Western Carolina
 Wn3612- 3 The Citadel
 Ln36 1- 2 Old Dominion
 Wh 6- 5 Western Michigan
 Lh 8-10 Western Michigan (7)
 Wh 12- 7 Western Michigan (8)
 Wa 7- 5 Charlotte
 Lh 7- 8 UNC Wilmington
 Lh 4-11 UNC Wilmington
 La 0- 8 VCU
 La 5-14 Richmond
 Wh 9- 5 Lemoyne
 Lh 10-15 Lemoyne (11)
 La 4- 8 James Madison

Lh 7-10 Pittsburgh (7)
 Lh 2- 5 Pittsburgh
 Wh 8- 5 Pittsburgh
 Wh 2- 1 Rutgers (7)
 Wh 17- 8 Rutgers
 Lh 2- 4 Seton Hall (7)
 Wh 9- 7 Seton Hall
 Wa 7- 1 Radford
 Wh 8- 2 Charlotte
 Lh 12-26 James Madison
 Wa 3- 0 Villanova (7)
 Wa 2- 0 Villanova
 Wa 10- 9 Villanova (10)
 Lh 10-16 Virginia
 La 1- 2 Notre Dame (11)
 La 2- 4 Notre Dame
 La 1- 2 St. John's (7)
 Wa 8- 5 St. John's
 Wh 11- 1 Radford
 La 5- 6 Wake Forest
 Wn25 8- 2 Virginia
 Wa 7- 6 Georgetown (9)
 Wa 10- 5 Georgetown
 Wa 35- 4 Georgetown
 Wn11 8- 5 East Tennessee
 Lh 3-10 Wake Forest
 Lh 6- 8 Liberty
 La 6- 7 Liberty
 La 7- 8 Virginia (10)
 Wh 7- 5 VMI
 Wh 6- 3 Connecticut (7)
 Wh 7- 1 Connecticut
 Wh 12- 4 Connecticut
 Lh 14-19 Richmond
 La 1- 8 Boston College (7)
 Wa 15- 8 Boston College
 La 0- 2 Boston College
 Wh 13- 6 High Point
 Wh 3- 2 VCU
 Wh 6- 0 West Virginia
 Wh 14- 6 West Virginia
 Wh 12- 8 West Virginia
 BIG EAST TOURNAMENT
 Wn40 2- 1 Boston College
 Ln40 4- 8 Notre Dame
 Ln40 2- 6 Rutgers
 425-358


NEUTRAL SITES

- | | |
|------------------------|------------------------|
| 1 Greensboro, N.C. | 21 Madison, Va. |
| 2 Winter Park, Fla. | 22 Norfolk, Va. |
| 3 Camp Lejeune, N.C. | 23 Fresno, Calif. |
| 4 Tallahassee, Fla. | 24 Martinsville, Va. |
| 5 Statesboro, Ga. | 25 Salem, Va. |
| 6 Clemson, S.C. | 26 Hattiesburg, Miss. |
| 7 Chapel Hill, N.C. | 27 New Orleans, La. |
| 8 Gastonia, N.C. | 28 Richmond, Va. |
| 9 Bristol, Va. | 29 Louisville, Ky. |
| 10 Elizabethton, Tenn. | 30 Charleston, W. Va. |
| 11 Kingsport, Tenn. | 31 Charlotte, N.C. |
| 12 Columbia, S.C. | 32 Danville, Va. |
| 13 Covington, Va. | 33 Boyertown, Pa. |
| 14 Minneapolis, Minn. | 34 Granite Falls, N.C. |
| 15 Nashville, Tenn. | 35 Tuscaloosa, Ala. |
| 16 Wilmington, N.C. | 36 Charleston, S.C. |
| 17 Front Royal, Va. | 37 Philadelphia, Pa. |
| 18 DeLand, Fla. | 38 Winston-Salem, N.C. |
| 19 Bluefield, Va. | 39 Fullerton, Calif. |
| 20 Pulaski, Va. | 40 Bridgewater, N.J. |

foes through 109 seasons

Team	First Meeting	LAST MEETING Year	Score	SERIES VT Opp
Akron	1953	1953	11-8	1 0
Alabama	1955	1967	6-5	3 10
Appalachian St.	1974	1997	10-4	20 11
Armstrong St.	1975	1975	7-3	2 0
Atlantic Christian	1979	1979	5-2	1 0
Auburn	1994	1994	0-7	0 1
Belmont	1978	1978	4-1	1 0
Bluefield State	1987	1987	20-1	1 0
Boston College	2001	2002	2-1	5 2
Bowling Green	1998	1998	13-9	1 0
Bridgewater	1909	1931	10-9	2 0
Brockport (N.Y.)	1972	1972	17-3	2 0
Brown	1969	1969	7-0	2 0
Buffalo State	1977	1977	14-2	1 0
Cal State Fullerton	2000	2000	6-8	0 1
Cal State Northridge	1991	1991	7-10	0 1
California St. (Pa.)	1979	1980	7-4	3 1
Campbell	1997	2001	3-10	6 5
Canisius	1977	1977	17-1	1 0
Carson-Newman	1975	1975	0-2(12)	0 1
Castleton State	1963	1968	6-1	7 0
Central Michigan	1977	2001	5-6	0 3
Charleston Southern	1993	1996	6-4	1 2
Cincinnati	1979	1991	4-10	37 14
Citadel	1958	2002	12-3	8 7
* Clemson	1902	1996	0-4	16 18
Coastal Carolina	1988	1988	8-3	1 1
Colgate	1912	1928	10-11	1 3
College of Charleston	1993	1993	5-3	1 0
Columbus College	1986	1986	3-4	1 1
Concord	1919	1977	9-1	5 0
Connecticut	1976	2002	12-4	6 5
Cornell	1964	1964	8-7	1 0
Creighton	1991	1991	3-6	0 1
David Lipscomb	1978	1978	7-15	0 1
Davidson	1902	1982	9-3	27 6
Dayton	1996	2000	2-3	13 3
Delaware	1907	1948	6-7	4 4
Detroit Mercy	1992	1992	6-1	2 1
Duke	1907	1990	2-4	10 14
Duquesne	1996	2000	7-6	11 5
East Carolina	1957	1995	10-4	7 8
East Tennessee St.	1967	2002	8-5	28 12
Eastern Connecticut	1979	1979	4-3	1 0
Eastern Michigan	1968	1974	5-4	2 2
* Elon	1914	1988	5-6	14 10
* Emory & Henry	1898	1947	11-10	34 1
Evansville	1994	1999	7-3	4 0
Florida	1921	1977	4-9	1 1
Florida State	1967	1991	1-11	4 20
Fordham	1998	1998	1-3	1 3
Fresno State	1989	1995	8-0	2 1
Furman	1916	1989	3-5	11 11
* George Mason	1982	2000	6-6	15 11
George Washington	1948	2000	8-1	30 25
Georgetown	1919	2002	35-4	6 5
Georgia Southern	1917	1998	19-8	12 20
Georgia State	1980	1983	6-0	1 3
Georgia Tech	1980	1997	13-20	2 4
Gonzaga	1995	1995	0-5	0 1
* Hampden-Sydney	1896	1952	7-10	27 13
* High Point	1974	2002	13-6	14 5
Hofstra	1999	1999	11-16	0 1
Holy Cross	1993	1995	14-0	2 0
Howard	1975	1998	16-3	60 5
Indiana	1980	1980	9-7	3 0
Indiana (Pa.)	1972	1972	6-2	2 0
* Indiana State	1991	1998	7-7	1 0
Iowa	1986	1986	5-3	1 2
James Madison	1978	2002	12-26	17 25
Johns Hopkins	1971	1971	29-2	2 0
Kansas State	1989	1989	6-3	1 0

Team	First Meeting	LAST MEETING Year	Score	SERIES VT Opp
Kent	1969	2000	4-3	5 1
Kentucky	1924	1969	9-2	4 3
King College	1897	1925	25-2	6 0
La Salle	1996	2000	11-8	11 2
Lehigh	1908	1975	7-4	3 2
Le Moyne	2002	2002	10-15	1 1
Liberty	1979	2002	6-7	25 19
Loch Haven State	1975	1975	9-5	1 0
Long Island	2001	2001	11-0	2 0
Longwood	1981	1987	16-6	6 0
Louisville	1979	1995	6-2	45 12
Lynchburg College	1897	1946	9-4	13 2
Maine	1961	1997	2-9	3 3
Marietta	1967	1969	5-1	3 0
Marshall	1918	1999	13-1	21 7
* Maryland	1898	1990	14-5	12 26
Massachusetts	1969	2000	9-6	11 5
Memphis State	1979	1991	4-5	5 11
Mercer (Macon)	1983	1983	13-9	1 1
Methodist	1988	1988	2-9	0 1
Miami (O.)	1969	1999	8-2	3 2
Michigan	1997	1997	2-11	0 2
Michigan State	1951	1964	6-10	0 3
Milligan	1975	1978	3-1	7 0
Missouri	1989	1989	9-7	1 0
Morris-Harvey (U of C)	1973	1979	5-4	9 0
Navy	1938	1938	1-3	0 1
Nevada	1995	1995	9-12	1 1
Newberry	1977	1979	5-6	1 1
New Orleans	1988	1988	1-4	0 1
New York Tech	1988	1988	2-1	1 0
* North Carolina	1896	1991	1-11	22 40
North Carolina A&T	1981	1998	19-8	28 1
N.C. Charlotte	1980	2002	8-2	20 13
N.C. Greensboro	1992	1993	7-5	4 1
* N.C. State	1907	1997	6-12	14 22
N.C. Wilmington	1988	2002	4-11	7 8
Notre Dame	1955	2002	4-8	4 4
Old Dominion	1967	2002	1-2	55 17
Ohio State	1955	1956	3-21	0 3
Ohio University	1942	2000	15-19	7 13
Ohio Wesleyan	1939	1948	8-3	1 2
Oklahoma	1978	1978	4-2	1 0
Oneonta State	1968	1985	15-3	11 0
Pembroke State	1973	1974	3-7	1 2
* Pittsburgh	1922	2002	8-5	5 5
Point Park	1982	1982	13-7 (8)	3 0
Portland	1995	1995	3-4	0 1
Princeton	1929	1929	7-1	1 0
Purdue	1994	1998	8-11	2 2
Radford	1989	2002	11-1	20 8
Randolph-Macon	1895	1917	1-2	12 2
Rhode Island	1997	2000	12-0	5 1
* Richmond	1904	2002	14-19	62 70
Rider	1986	1986	12-10	1 1
Roanoke College	1893	1948	8-2	30 17
Rochester	1967	1967	17-5	2 0
Rollins	1954	2001	3-5	4 9
Rutgers	1910	2002	2-6	5 2
St. Bonaventure	1999	1999	12-10	3 0
St. John's	1998	2002	8-5	3 3
St. Joseph's	1999	1999	19-9	3 0
St. Louis	1979	1982	13-3	7 0
* Seton Hall	2001	2002	9-7	1 4
Shippensburg State	1973	1984	5-3	9 0
Siena	1999	1999	11-5	1 0
South Carolina	1902	1993	2-13	31 32
South Florida	1992	1997	1-13	6 11
S.E. Louisiana	1990	1990	1-9	0 1
S.E. Oklahoma	1978	1978	11-15	0 1



BOB HUMPHREYS GUIDED THE HOKIES TO A 135-60 RECORD FROM 1974 THROUGH 1978.

Team	First Meeting	LAST MEETING Year	Score	SERIES VT Opp
Southern California	1997	2000	3-8	1 2
Southern Connecticut	1960	1974	14-2	2 0
Southern Mississippi	1983	1995	3-2	12 16
Stetson	1980	1994	5-9	1 6
Syracuse	1925	1926	4-1	2 1
Temple	1996	1999	4-3	2 0
Tennessee	1902	2001	4-7	9 8
Toledo	1998	1998	4-3	1 0
Towson State	1987	1987	11-6	1 0
Trevecca	1978	1978	8-3	1 0
Tulane	1979	1995	3-4	13 14
U.S. International (Cal.)	1989	1989	8-6	1 0
Vanderbilt	1978	1978	17-9	1 0
Vermont	1934	1934	8-6	1 0
Villanova	2001	2002	10-9(10)	4 2
Virginia	1900	2002	7-8	73 70
Va. Commonwealth	1978	2002	3-2	34 22
* VMI	1897	2002	7-5	115 44
Wake Forest	1911	2002	3-10	26 29
* Washington & Lee	1897	1959	6-1	44 49
Washington State	1989	1989	1-6	0 1
West Georgia	1983	1983	3-2	1 1
* West Virginia	1905	2002	12-8	49 26
West Virginia Tech	1940	1947	14-4	3 0
* Western Carolina	1974	2002	5-1	10 5
Western Michigan	2002	2002	12-7	2 1
Westfield State	1981	1981	15-4	2 0
William & Mary	1914	1992	9-3	78 28
Wingate	1981	1985	7-5(12)	3 2
Winthrop	1998	1998	8-12	0 1
Wofford	1923	1948	8-9	1 1
Wyoming	1995	1995	7-3	1 0
Xavier	1996	2000	6-1	11 6
Others				97 69

*Ties: 3 with Clemson; 2 each with Elon, North Carolina, N.C. State; 1 each with Indiana State, West Virginia, Emory & Henry, Hampden-Sydney, Maryland, Pittsburgh, Richmond, VMI, Washington & Lee, Western Carolina, High Point, George Mason, Seton Hall.

Bold indicates this year's opponents.

the record book

INDIVIDUAL BATTING

MOST GAMES PLAYED:

Season: 67 by Brian Henderson, 1985
 Career: **230 by John West, 1999-02**

MOST AT BATS:

Game: **9 by Wyatt Toregas vs. Georgetown, 4/21/02**
 Season: 254 by Tim Buheller, 1985
 Career: 887 by Addison Bowman, 1998-01

MOST RUNS SCORED:

Game: 7 by Doug Basse vs. Howard, 5/4/86
 Fred Hatfield vs. Louisville, 4/24/93
Brad Bauder vs. Georgetown, 4/21/02
 Season: 82 by Brian Rupe, 1982
 Tim Buheller, 1985
 Career: 267 by Tim Buheller, 1983-86

MOST HITS:

Game: **8 by Brad Bauder vs. Georgetown, 4/21/02**
 Season: 92 by Tim Buheller, 1985
 Shaun Sullivan, 1985
 Career: 303 by Addison Bowman, 1998-01

MOST DOUBLES:

Game: 3 shared by many,
 including Budgie Clark three times in 1984
 (most recent: **Wyatt Toregas vs. Georgetown, 4/21/02**)
 Season: 25 by Casey Waller, 1989
 Career: 66 by Addison Bowman, 1998-01

MOST TRIPLES:


Game: 2 shared by eight players
 (most recent: Larry Bowles vs. Virginia, 4/14/99)
 Season: 9 by Kevin Barker, 1996
 Career: 17 by Kevin Barker, 1994-96

MOST HOME RUNS:

Game: 4 by Doug Basse vs. Howard, 5/4/86
Brad Bauder vs. Georgetown, 4/21/02
 Season: 29 by Franklin Stubbs, 1981
 George Canale, 1986
 Career: 76 by George Canale, 1984-86

MOST TOTAL BASES:


Game: **23 by Brad Bauder vs. Georgetown, 4/21/02**
 Season: 186 by Franklin Stubbs, 1981
 Career: 502 by George Canale, 1984-86




JOHN WEST
 ESTABLISHED A NEW
 TECH CAREER MARK
 FOR GAMES PLAYED
 WITH 230.



TIM BUHELLER (2) HOLDS THE SCHOOL CAREER RECORD FOR RUNS SCORED.



ADDISON BOWMAN



DOUG BASSE

MOST RUNS BATTED IN:

Game: **14 by Brad Bauder vs. Georgetown, 4/21/02**
 Season: 88 by Billy Plante, 1985
 Career: 227 by George Canale, 1984-8

HIGHEST BATTING AVERAGE:

Season: .516 by John Van Arnhem, 1971
 Career: .436 by John Van Arnhem, 1971-72 (2 seasons)
 .374 by Trey McCoy, 1986-88 (3 seasons)
 .361 by Jim Stewart, 1979-82 (4 seasons)

HIGHEST SLUGGING AVERAGE:

Season: .969 by Franklin Stubbs, 1981
 Career: .835 by Trey McCoy, 1986-88

LONGEST HITTING STREAK:

32 games by Tim Buheller, 1985

MOST BASES ON BALLS:

Game: 5 by Wayne Taylor vs. Michigan St., 3/24/64
 Season: 59 by Franklin Stubbs, 1981
 Matt Griswold, 1999
 Career: 170 by Tim Buheller, 1983-86

MOST STOLEN BASES:

Game: 4 by Tim Buheller vs. James Madison, 4/9/86
 Season: 40 by Tim Buheller, 1985
 Career: 140 by Tim Buheller, 1983-86

MOST STRIKEOUTS:

Game: 5 by Randy Martin vs. Radford, 3/18/98
 Season: 80 by Shaun Thomas, 1990
 Career: 189 by Randy Martin, 1996-99

INDIVIDUAL PITCHING

MOST APPEARANCES:

Season: 31 by Charlie Gillian, 1996
Anthony Miller, 2001

Career: 98 by Anthony Miller, 1998-01

MOST STARTS:

Season: 18 by Brian Fitzgerald, 1994
Career: 59 by Brian Fitzgerald, 1993-96

MOST APPEARANCES IN RELIEF:

Season: 31 by Charlie Gillian, 1996
Anthony Miller, 2001

Career: 95 by Anthony Miller, 1998-01

MOST COMPLETE GAMES:

Season: 12 by Mike Williams, 1989
Career: 22 by Mike Williams, 1988-90

MOST INNINGS PITCHED:

Season: 130 by Brad Clontz, 1992
Career: 387.1 by Brian Fitzgerald, 1993-96

LOWEST EARNED RUN AVERAGE:

Season: 0.49 by Sam Jenkins, 1962
Career: 1.91 by Berky Cundiff, 1970-73 (starter)
Career: 1.62 by Charlie Gillian, 1993-96 (reliever, min. 90 innings)

BEST WON-LOST PERCENTAGE:

Season: 1.000 by Rick Knapp (10-0), 1982
Career: .952 by Rick Knapp (20-1), 1982-83 (2 seasons)
.794 by Joe Saunders (27-7), 2000-02 (3 seasons)
.800 by Rodney Brooks (20-5), 1983-87 (4 seasons)

MOST STRIKEOUTS:

Game: 18 by Lance Rhoads vs. Utica, 3/23/84
Season: 119 by Bean Stringfellow, 1985
Career: 323 by Jon Hand, 1995-98

MOST BASES ON BALLS:

Season: 65 by Les Jennette, 1991
Career: 160 by Greg Margheim, 1987-90

MOST WINS:

Season: 12 by Brad Clontz, 1992
Career: **31 by Jason Bush, 1999-02**

MOST SHUTOUTS:

Season: 5 by Ray Perkins, 1982
Career: 9 by Berky Cundiff, 1970-73

MOST SAVES:

Season: 14 by Charlie Gillian, 1996
Career: 34 by Charlie Gillian, 1994-96

MOST PICKOFFS:

Game: 5 by Greg Margheim vs. Liberty, 3/1/90
Season: 19 by Pat Pinkman, 1999
Career: **48 by Pat Pinkman, 1998-02**

JASON BUSH HOLDS THE CAREER RECORD FOR PITCHING VICTORIES WITH 31.



JON HAND IS TECH'S ALL-TIME STRIKEOUT LEADER.

STAFF ERA


2.32 by 1969 staff
2.38 by 1971 staff
2.57 by 1970 staff
2.58 by 1972 staff
2.59 by 1962 staff
2.62 by 1977 staff
2.73 by 1968 staff



BEST ERA'S

(Minimum of 35 Innings Pitched)

0.49 by Sam Jenkins (37 2/3 inn.), 1954
1.16 by Eddy Oates (64 2/3 inn.), 1969
1.21 by Doug Horton (52 inn.), 1970
1.35 by Dean Powell (40 inn.), 1977
1.42 by Wayne Groseclose (57 inn.), 1968
1.45 by Charlie Gillian (37 1/3 inn.), 1995
1.45 by Dave Kuhn (43 1/3 inn.), 1957
1.46 by Steve Pittman (68 inn.), 1969
1.51 by Jimmy Graves (77 1/3 inn.), 1960
1.53 by Charlie Gillian (35 1/3 inn.), 1994
1.54 by Johnny Foster (35 inn.), 1971
1.62 by Berky Cundiff (61 inn.), 1970
1.62 by Ron Shockley (49 2/3 inn.), 1969
1.82 by Berky Cundiff (64 1/3 inn.), 1973
1.90 by Steve Pittman (66 1/3 inn.), 1968
1.97 by Lee Melear (68 2/3 inn.), 1963
1.98 by Berky Cundiff (59 inn.), 1972
1.99 by Jerry Watkins (54 1/3 inn.), 1973



SAM JENKINS

BEST CONTROL

SEASON (MINIMUM 45 INNINGS PITCHED)

Player	Year	BB	IP	BB per 9 innings
Ian Ostlund	2001	15	101.1	1.33
Berky Cundiff	1972	11	59	1.68
Berky Cundiff	1973	12	64.1	1.68
Jon Hand	1996	17	90.1	1.69
Brian Fitzgerald	1993	11	57.2	1.72
Jason Bush	2000	21	109	1.73
Brian Fitzgerald	1995	23	117.1	1.76
Jon Hand	1998	21	105.2	1.79
Duke Dickerson	1976	11	54.2	1.81
Duke Dickerson	1978	14	68	1.85
Bryce Gammon	1994	10	48	1.88
Berky Cundiff	1970	13	61	1.92
Bob Fisher	1978	10	46.1	1.94
Jason Bush	2002	22	101.1	1.95
Sean Hummel	1996	18	82.2	1.96
Lee Melear	1963	15	68.2	1.97

CAREER (MINIMUM 135 INNINGS PITCHED)


	Years	BB	IP	Ratio
Brian Fitzgerald	1993-96	84	387.1	1.95
Berky Cundiff	1970-73	51	230.2	1.99
Jon Hand	1995-98	89	376.2	2.13
Jason Bush	1999-02	96	377.1	2.29
Steve Pittman	1967-69	42	155.2	2.43
Lee Melear	1961-63	60	206.2	2.61



CHARLIE GILLIAN



PAT PINKMAN



BRAD CLONTZ

INDIVIDUAL FIELDING

MOST CHANCES:

Game: 19 by Harold Williams (1b) vs. Oklahoma, 3/26/78
 David Fitt (1b) vs. Fresno St., 3/17/95;
 JMU 3/30/95
 Season: 637 by David Fitt (1b), 1995
 Career: 1741 by David Fitt (1b/2b), 1993-96

MOST PUTOUTS:

Game: 19 by Harold Williams vs. Oklahoma, 3/26/78
 David Fitt vs. James Madison, 3/30/95
 Season: 585 by David Fitt, 1995
 Career: 1595 by David Fitt (1b/2b), 1993-96

MOST ASSISTS:

Game: 10 by Rick Wade (3b) vs. Marshall, 4/28/76
 Mike Terhune (2b) vs. Fresno State, 3/17/95
 Season: 196 by Brian Henderson (ss), 1985
 Career: 559 by Kevin Kurilla (ss), 1994-97

MOST ERRORS:

Game: 5 by Jimmy Foit vs. Liberty Baptist, 4/10/80
 Season: 34 by Addison Bowman (ss), 1999
 Career: 92 by Addison Bowman (3b/ss/lf), 1998-01

MOST PUTOUTS BY POSITION:

Catcher:

Game: 18 by Chuck Boyle vs. Utica College, 3/23/84
 Season: 391 by Chuck Boyle, 1985
 Career: 1046 by Barry Gauch, 1996-99

First Baseman:

Game: 19 by Harold Williams vs. Oklahoma, 3/26/78
 David Fitt vs. James Madison, 3/30/95
 Season: 585 by David Fitt, 1995
 Career: 1576 by David Fitt, 1993-96

Second Baseman:

Game: 8 by Jay Phillips vs. Cincinnati, 4/9/82
 Justin Dobson vs. Southern Miss, 5/8/92
 Randy Martin vs. Virginia, 4/22/98
 Season: 156 by Len Wentz, 1989
 Career: 361 by Randy Martin, 1996-99

Shortstop:

Game: 6 by several players
 Season: 112 by Brian Henderson, 1985
 Career: 320 by Jimmy Foit, 1979-82

Third Baseman:

Game: 6 by Rick Wade vs. Connecticut, 3/10/76
 Season: 67 by Casey Waller, 1988
 Career: 151 by Casey Waller, 1987-89

Outfielder:

Game: 10 by Popeye Smith vs. James Madison, 4/19/93
 Season: 170 by Matt Griswold, 1999
 Career: 432 by Matt Griswold, 1996-99

Pitcher:

Game: 3 by several players
 Season: 13 by Pat Pinkman, 1999
 Career: 34 by Jon Hand, 1995-98



BRIAN HENDERSON



DAVID FITT

**SHORTSTOP
 KEVIN KURILLA
 HOLDS THE
 HOKIES'
 CAREER
 RECORD FOR
 ASSISTS WITH
 559.**

MOST ASSISTS BY POSITION:

Catcher:

Game: 6 by Joe Vieni vs. Bluefield St., 3/20/87
 Season: 52 by Barry Gauch, 1997
 Career: 152 by Barry Gauch, 1996-99

First Baseman:

Game: 5 by John West vs. Radford, 3/9/00
 Season: 44 by David Fitt, 1995
 Career: 107 by David Fitt, 1993-96

Second Baseman:

Game: 10 by Mike Terhune vs. Fresno State, 3/17/95
 Season: 169 by Mike Terhune, 1995
 Career: 423 by Randy Martin, 1996-99

Shortstop:

Game: 9 by Brian Henderson vs. Florida St., 5/10/85
 Josh Haggas vs. Cincinnati, 5/16/91
Spencer Harris vs. Villanova, 4/7/02
 Season: 196 by Brian Henderson, 1985
 Career: 559 by Kevin Kurilla, 1994-97

Third Baseman:

Game: 10 by Rick Wade vs. Marshall, 4/28/76
 Season: 155 by Bo Durkac, 1995
 Career: 390 by Bo Durkac, 1993-95

Outfielder:

Game: 2 by several players
 Season: 9 by Alan El-Amin, 1988
 Career: 17 by Sandy Hill, 1974-77
 Tim Buheller, 1983-86

Pitcher:

Game: 8 by Mike Arrington vs. UNC, 4/17/72
 Season: 40 by Mike Williams, 1990
 Career: 90 by Mike Williams, 1988-90
Pat Pinkman, 1998-02



**BRIAN RUPE
HIT .420 IN
1981 TO HELP
THE TEAM TO A
RECORD .350
AVERAGE.**



TEAM SEASON RECORDS

SCHEDULE:

Most games played: 67 by 1985 team
Most games won: 50 by 1982 & 1985 teams
Most games lost: 30 by 1991 team
Most games won in a row: 31 by 1977 team
Most games lost in a row: 10 by 1939 team
Most games won at home: 31 by 1981 team
Most games won on road: 18 by 1985 & 1986 teams
Most games won at neutral sites: 10 by 1994 team

BATTING:

Most at bats: 2277 by 1985 team
Most runs scored: 610 by 1985 team
Most hits: 740 by 1985 team
Most doubles: 126 by 1988 team
Most triples: 25 by 1994 team
Most home runs: 140 by 1988 team
Most runs batted in: 547 by 1985 team
Most total bases: 1264 by 1985 team
Highest batting average: .350 by 1981 team
Highest slugging average: .608 by 1988 team
Most sacrifice bunts: 36 by 1992 team
Most sacrifice flies: 41 by 1982 team
Most hit by pitch: **66 by 2002 team**

BASE RUNNING:

Most bases on balls: 341 by 1982 team
Most stolen bases: 169 by 1981 team

FIELDING:

Most putouts: 1618 by 1985 team
Most assists: 712 by 1995 team
Most errors: 139 by 1997 team
Fewest errors: 34 by 1970 team
Best fielding average: .968 by 1995 team
Most double plays: 66 by 2000 team

PITCHING:

Most innings pitched: 539.1 by 1985 staff
Most complete games: 34 by 1983 staff
Most strikeouts: 461 by 1988 staff
Most strikeouts per nine innings: 8.6 by 1988 staff
Most bases on balls: 303 by 1985 staff
Fewest bases on balls per game: 2.76 by 1995 staff
Most hits allowed: 633 by 2000 staff
Fewest hits per game: 6.2 by 1970 staff
Most runs allowed: 408 by 1986 staff
Fewest runs per game: 2.95 by 1954 staff
Most home runs allowed: 82 by 1986 staff
Lowest earned run average: 2.32 by 1969 staff
Most saves: 17 by 1996 staff
Most shutouts: 8 by 1978 staff
Most wild pitches: 68 by 1986 staff
Most hit batsmen: 47 by 1997 staff
Most pickoffs: 35 by 1990 staff

GAME BATTING RECORDS

Most at bats: **65 vs. Georgetown, 4/21/02**
Most runs scored: 38 vs. Howard, 3/31/89
Most runs in one inning: 17 vs. Howard, 3/31/89
Most hits: **37 vs. Georgetown, 4/21/02**
Most doubles: 10 vs. North Carolina A&T, 4/24/98
Most triples: 4 vs. Richmond, 4/20/63
Most home runs: 10 vs. Howard 5/4/86; Liberty, 4/25/88
Most runs batted in: **35 vs. Georgetown, 4/21/02**
Most total bases: **68 vs. Georgetown, 4/21/02**
Most stolen bases: 10 vs. St. Louis, 4/2/81
Most strikeouts: 17 vs. West Virginia, 5/9/64; Clemson, 3/10/96;
West Virginia, 4/24/96; Richmond, 5/29/99
Most bases on balls: 17 vs. George Washington, 5/24/76; Howard, 4/1/90
Most batters hit by pitches: 7 vs. Duquesne, 4/26/98

TEAM MARKS

Year	Record	R	HR	BAvg.	SB	ERA	CG
1960	10- 9	143	18	.280	29	3.40	10
1961	9- 15	116	4	.242	25	6.08	12
1962	11- 6	77	3	.225	23	2.59	14
1963	14- 7	118	11	.269	24	2.75	11
1964	12- 10	114	8	.256	21	3.40	13
1965	10- 13	114	10	.264	16	3.89	8
1966	10- 6	93	8	.256	20	4.43	8
1967	14- 10	115	13	.231	24	3.30	10
1968	17- 9	143	18	.274	29	2.73	17
1969	27- 7	221	16	.280	39	2.32	20
1970	15- 11	100	10	.246	30	2.57	11
1971	16- 10	159	16	.299	34	2.38	11
1972	15- 11	121	10	.252	49	2.58	14
1973	15- 10	119	15	.275	9	3.53	10
1974	15- 15	165	18	.266	43	3.87	10
1975	26- 10	241	35	.302	60	3.32	21
1976	33- 9	326	31	.292	99	3.88	15
1977	34- 9	259	38	.259	90	2.62	19
1978	27- 17	278	64	.290	73	4.32	24
1979	28- 14	257	30	.284	104	4.03	15
1980	30- 18	355	48	.294	138	5.83	20
1981	48- 9	583	99	.350	169	4.40	28
1982	50- 9	555	107	.330	165	3.65	26
1983	34- 14	353	62	.310	90	4.74	34
1984	41- 17	475	89	.304	92	3.80	18
1985	50- 16-1	610	125	.325	128	4.94	17
1986	38- 21	533	111	.319	92	6.28	13
1987	32- 16-1	372	78	.317	38	4.17	10
1988	40- 20	567	140	.326	52	4.63	16
1989	35- 22	421	53	.308	96	4.55	18
1990	36- 22	435	39	.292	106	4.42	16
1991	24- 30	362	24	.294	80	5.53	13
1992	34- 17-1	448	52	.339	70	5.10	16
1993	34- 15	346	55	.298	41	4.27	9
1994	32- 26	402	50	.285	63	5.77	5
1995	34- 24	393	73	.285	42	4.10	11
1996	35- 24	368	54	.278	58	4.45	12
1997	34- 28	512	80	.322	79	4.95	15
1998	28- 22-2	382	47	.305	64	5.42	14
1999	42- 17-0	481	74	.320	96	4.91	22
2000	34- 25-2	396	51	.291	69	5.49	14
2001	29- 28-1	340	39	.301	55	4.83	11
2002	33- 26-0	425	55	.312	69	5.42	10

the record book

THE TOP FIVE: (1947-2002)

AT BATS

Season

- 1-Tim Buheller (1985) 254
- 2-Shaun Sullivan (1985) 247
- 3-George Canale (1985) 245
- 4-Brian Henderson (1985) 244
- 5-Billy Plante (1985) 243

Career

- 1-Addison Bowman (1998-01) 887
- 2-Tim Buheller (1983-86) 837
- 3-**John West (1999-02) 808**
- 4-Barry Gauch (1996-99) 749
- 5-Chad Foutz (1996-00) 745

RUNS

Season

- 1-Brian Rupe (1982) 82
- Tim Buheller (1985) 82
- 3-Franklin Stubbs (1981) 80
- 4-George Canale (1986) 76
- Doug Basse (1986) 76

Career

- 1-Tim Buheller (1983-86) 267
- 2-Brian Rupe (1979-82) 225
- 3-Len Wentz (1987-90) 211
- 4-Jim Stewart (1979-82) 201
- 5-George Canale (1984-86) 199

HITS

Season

- 1-Tim Buheller (1985) 92
- Shaun Sullivan (1985) 92
- 3-Jim Stewart (1982) 88
- Chad Foutz (1997) 88
- 5-Randy Berlin (1988) 86
- Matt Griswold (1997) 86

Career

- 1-Addison Bowman (1998-01) 303
- 2-Tim Buheller (1983-86) 275
- 3-**John West (1999-02) 262**
- 4-Shaun Sullivan (1982-85) 261
- 5-Matt Griswold (1996-99) 260

DOUBLES

Season

- 1-Casey Waller (1989) 25
- 2-Bo Durkac (1994) 24
- 3-Bo Durkac (1995) 23
- 4-Alan El-Amin (1988) 22
- 5-Jay Phillips (1982) 21
- Brad Bauder (2002) 21**

Career

- 1-Addison Bowman (1998-01) 66
- 2-Bo Durkac (1993-95) 60
- 3-Shaun Sullivan (1982-85) 57
- 4-Les Jennette (1989-92) 53
- 5-Trey McCoy (1986-88) 52
- Matt Griswold (1996-99) 52

TRIPLES

Season

- 1-Kevin Barker (1996) 9
- 2-Shaun Thomas (1990) 7
- 3-Kevin Barker (1995) 6
- 4-Franklin Stubbs (1980) 5
- Jim Stewart (1981) 5
- Tim Buheller (1986) 5
- David Dallas (1990) 5
- Bo Durkac (1994) 5
- Austin Rappé (1996) 5
- Randy Martin (1997) 5

Career

- 1-Kevin Barker (1994-96) 17
- 2-David Dallas (1989- 92) 14
- 3-Franklin Stubbs (1980-82) 11
- Tim Buheller (1983-86) 11
- Chris Hutchison (1999-02) 11**

HOME RUNS

Season

- 1-Franklin Stubbs (1981) 29
- George Canale (1986) 29
- 3-Billy Plante (1985) 27
- 4-George Canale (1985) 26
- 5-Trey McCoy (1986) 24
- Trey McCoy (1988) 24

Career

- 1-George Canale (1984-86) 76
- 2-Trey McCoy (1986-88) 69
- 3-Billy Plante (1981-85) 60
- 4-Franklin Stubbs (1980-82) 59
- 5-Mike Conte (1986-89) 43

TOTAL BASES

Season

- 1-Franklin Stubbs (1981) 186
- 2-George Canale (1986) 185
- 3-Billy Plante (1985) 178
- 4-George Canale (1985) 177
- 5-Trey McCoy (1988) 170

Career

- 1-George Canale (1984-86) 502
- 2-Trey McCoy (1986-88) 476
- 3-Addison Bowman (1998-01) 467
- 4-Matt Griswold (1996-99) 441
- 5-Len Wentz (1987-90) 433



GEORGE CANALE RANKS AS TECH'S ALL-TIME HOME RUN AND RBI LEADER.

RUNS BATTED IN

Season

- 1-Billy Plante (1985) 88
- 2-Franklin Stubbs (1981) 83
- 3-Jim Stewart (1981) 82
- 4-Shaun Sullivan (1985) 80
- 5-George Canale (1985) 79

Career

- 1-George Canale (1984-86) 227
- 2-Trey McCoy (1986-88) 214
- 3-Matt Griswold (1996-99) 203
- 4-Les Jennette (1989-92) 197
- 5-Franklin Stubbs (1980-82) 196

STOLEN BASES

Season

- 1-Tim Buheller (1985) 40
- 2-Tim Buheller (1984) 35
- 3-Franklin Stubbs (1981) 34
- 4-Tim Buheller (1983) 33
- 5-Tim Buheller (1986) 32

Career

- 1-Tim Buheller (1983-86) 140
- 2-Brian Rupe (1979-82) 96
- 3-David Dallas (1989-92) 86
- 4-Jay Phillips (1979-82) 82
- 5-Franklin Stubbs (1980-82) 78

PITCHING VICTORIES

Season

- 1-Brad Clontz (1992) 12
- 2-Paul Levy (1981) 11
- Ray Perkins (1982) 11
- Brad DuVall (1988) 11
- Mike Williams (1989) 11
- Mike Williams (1990) 11
- Jason Bush (1999) 11

Career

- 1-**Jason Bush (1999-02) 31**
- 2-Brian Fitzgerald (1993-96) 28
- 3-Todd Trickey (1981-84) 27
- Joe Saunders (2000-02) 27**
- 5-Mike Williams (1988-90) 26

INNINGS PITCHED

Season

- 1-Brad Clontz (1992) 130
- 2-Mike Williams (1990) 122
- 3-Pat Pinkman (1999) 118.2
- 4-Mike Williams (1989) 118
- 5-Brian Fitzgerald (1995) 117.1

Career

- 1-Brian Fitzgerald (1993-96) 387.1
- 2-**Jason Bush (1999-02) 377.1**
- 3-Jon Hand (1995-98) 376.2
- 4-**Joe Saunders (1999-02) 315**
- 5-Mike Williams (1988-90) 298.1

STRIKEOUTS

Season

- 1-Bean Stringfellow (1985) 119
- 2-Brad Clontz (1992) 115
- 3-Denny Wagner (1997) 110
- 4-Larry Bowles (1999) 106
- 5-**Joe Saunders (2002) 102**

Career

- 1-Jon Hand (1995-98) 323
- 2-Brian Fitzgerald (1993-96) 271
- 3-Bean Stringfellow (1982-85) 266
- 4-**Joe Saunders (2000-02) 255**
- 5-**Jason Bush (1999-02) 248**

YEAR-BY-YEAR LEADERS: (1954-2002)

AT BATS

Year	Name, Pos.	At Bats
1954	Howie Wright, c	93
1955	Billy Anderson, 3b	90
1956	Leo Burke, cf	88
	Dave Kuhn, p	88
1957	Jimmy Steele, 2b	84
1958	Cecil Maynor, 1b	81
1959	Travis Poole, of	73
	Jimmy Graves, of-p	73
1960	Dickie Snead, cf	79
1961	B.J. Quesenberry, 1b	81
1962	Eddie Hite, 2b	60
1963	Dee Dalrymple, ss	88
1964	Tom Green, of	78
1965	Bob Dickerson, 3b	93
1966	Johnny Oates, c	56
1967	Dick Shroy, of	85
1968	Bobby Settle, 2b	82
1969	Bob Elwell, cf	125
1970	Eddy Oates, 1b-p	84
	Wayne Javins, ss	84
	George Shorter, c	84
1971	John Van Arnhem, c	95
1972	Mike Dixon, of	89
1973	Vince Carbaugh, 2b	95
1974	Vince Carbaugh, 2b	122
1975	Gene Fornash, 2b	135
1976	Scott Atkins, ss	174
1977	Dennis Duff, lf	146
1978	Dennis Duff, lf	157
1979	Harold Williams, 1b	163
1980	Brian Rupe, lf	183
1981	Jim Stewart, 3b	217
1982	Brian Rupe, cf	228
1983	Budgie Clark, 2b	175
1984	George Canale, 1b	217
1985	Tim Buheller, cf	*254
1986	Tim Buheller, cf	233
1987	Brian Henderson, ss	191
1988	Randy Berlin, dh	226
1989	Mike Conte, cf	233
1990	Shaun Thomas, cf	228
1991	J.R. Hawkins, dh	187
1992	Steve Render, lf	200
1993	J.R. Hawkins, rf	184
1994	Bo Durkac, 3b	227
1995	Mike Terhune, 2b	238
1996	Josh Herman, c	215
1997	Chad Foutz, 3b	239
1998	Addison Bowman, 3b	205
1999	Barry Gauch, c	227
	Addison Bowman, ss	227
2000	Addison Bowman, lf-3b	235
2001	Addison Bowman, 3b	220
2002	Marc Tugwell, 2b	231

RUNS

Year	Name, Pos.	Runs
1954	Howie Wright, c	23
1955	Howie Wright, c	24
1956	Welford Lucy, 1b-of	20
1957	Dave Kuhn, p	18
1958	Jimmy Steele, 2b	25
1959	Dickie Snead, cf	21
1960	Harold Honeycutt, c	24
1961	Eddie Hite, 2b	17
1962	Eddie Hite, 2b	10
1963	Dave Blake, rf	16
1964	Sonny Rice, of	17

1965	Bob Dickerson, 3b	18
1966	Bob Kramer, 2b	16
1967	Jerry Vinson, ss	17
1968	Bob Elwell, cf	18
1969	Wayne Javins, 3b	30
1970	Steve Rosson, cf	16
1971	Rick Harris, of-p	18
1972	Vince Carbaugh, 2b	19
1973	Mike Dixon, of	21
1974	David Halstead, of	21
	Vince Carbaugh, 2b	21
1975	Gene Fornash, 2b	32
1976	Paul Adams, dh	46
1977	Dennis Duff, lf	41
1978	Dennis Duff, lf	39
1979	Harold Williams, 1b	38
1980	Brian Rupe, lf	50
1981	Franklin Stubbs, 1b	80
1982	Brian Rupe, cf	*82
1983	Eric Helgeson, of	45
1984	Tim Buheller, cf	69
1985	Tim Buheller, cf	*82
1986	George Canale, 1b	76
1986	Doug Basse, lf	76
1987	Trey McCoy, lf	53
1988	Len Wentz, 2b	73
1989	Craig Blum, ss	66
1990	David Dallas, 2b-ss	56
1991	David Dallas, ss	51
1992	David Dallas, 2b	58
1993	Dee Dalton, ss	49
1994	Bo Durkac, 3b	57
1995	Bo Durkac, 3b	54
1996	Kevin Barker, cf	63
1997	Barry Gauch, c	58
1998	Eric Shiflett, lf	49
1999	Matt Griswold, of	67
2000	Addison Bowman, lf-3b	49
2001	Chris Hutchison, rf	47
2002	Brad Bauder, cf	55

HITS

Year	Name, Pos.	Hits
1954	Howie Wright, c	34
1955	Howie Wright, c	26
1956	Leo Burke, cf	28
1957	Bobby Wolfenden, p-of	24
1958	Dave Kuhn, p	29
1959	Dickie Snead, of	27
1960	Travis Poole, of	25
1961	Dave Blake, c	25
1962	Eddie Hite, 2b	18
1963	Tom Green, of	32
	Dave Blake, rf	32
1964	DeMoss Price, 3b	22
1965	Bob Dickerson, 3b	27
1966	Johnny Oates, c	23
1967	Johnny Oates, c	25
1968	Jim Dean, 1b	30
1969	Dean Hahn, p-of	44
1970	Wayne Javins, ss	30
1971	John Van Arnhem, c	49
1972	Gene Fornash, ss	29
1973	Gene Fornash, ss	32
1974	Vince Carbaugh, 2b	36
1975	Gene Fornash, 2b	48
1976	Scott Atkins, ss	53
1977	Dennis Duff, lf	49
1978	Andy Aldrich, dh	48
	Dennis Duff, lf	48

1979	Harold Williams, 1b	49
1980	Jim Stewart, rf	60
1981	Brian Rupe, cf	84
1982	Jim Stewart, 3b	88
1983	Budgie Clark, 2b	63
1984	Budgie Clark, 2b	75
1985	Tim Buheller, cf	*92
	Shaun Sullivan, rf	*92
1986	Doug Basse, lf	82
1987	Trey McCoy, lf	67
1988	Randy Berlin, dh	86
1989	Craig Blum, ss	85
1990	Len Wentz, 3b	77
1991	David Dallas, ss	66
1992	Steve Render, lf	72
1993	Bo Durkac, 3b	77
1994	Bo Durkac, 3b	75
1995	Mike Terhune, 2b	76
1996	Kevin Barker, cf	73
1997	Chad Foutz, 3b	88
1998	Addison Bowman, 3b	71
1999	Barry Gauch, C	85
2000	Addison Bowman, lf-3b	78
2001	John West, 1b	75
2002	John West, 3b	82

DOUBLES

Year	Name, Pos.	Doubles
1954	Jimmy Clarke, 2b	4
1955	Bobby Scruggs, ss	9
1956	Cecil Maynor, 1b-of	6
1957	Jimmy Steele, 2b	5
	John Sapon, c	5
	Jimmy Seay, ss	5
1958	Dave Kuhn, p	10
1959	Al Sebest, 3b-c	6
1960	Jimmy Graves, p-rf	5
1961	Eddie Hite, 2b	5
1962	Eddie Hite, 2b	2
	Dee Dalrymple, ss	2
	Wayne Hanks, 1b	2
1963	Dave Blake, rf	5
1964	Tom Green, of	4
	Sonny Rice, of	4
	M.H. Herndon, inf-p	4
1965	Tommy Black, ss	6
1966	Tom Childress, 3b	3
1967	Bob Elwell, of	7
1968	Jerry Vinson, ss	7
1969	Wayne Javins, 3b	9
	Dean Hahn, p-of	9
1970	Wayne Javins, ss	12
1971	John Van Arnhem, c	7
	Wayne Javins, 3b-ss	7
1972	Mike Dixon, of	6
1973	Paul Allen, 1b	6
1974	Gene Fornash, ss	8
1975	David Halstead, of-p	11
1976	Paul Adams, dh	12
	Wayne Shelton, c	12
	Lewis Dillon, 1b	12
1977	Steve Dodd, rf	9
1978	Dennis Duff, lf	10
1979	Andy Aldrich, dh	13
1980	Jay Phillips, 3b	12
1981	Jimmy Foit, ss	18
1982	Jay Phillips, 2b	21
1983	Shaun Sullivan, cf	11
	Budgie Clark, 2b	11
	Billy Plante, of-3b	11



SHAUN SULLIVAN

1984	Budgie Clark, 2b	17
1985	Shaun Sullivan, rf	17
1986	Doug Basse, lf	19
1987	Trey McCoy, lf	16
1988	Alan El-Amin, rf	22
1989	Casey Waller, 3b	*25
1990	Len Wentz, 3b	20
1991	J.R. Hawkins, dh	14
1992	Les Jennette, 1b	18
1993	J.R. Hawkins, rf	15
1994	Bo Durkac, 3b	24
1995	Bo Durkac, 3b	23
1996	Josh Herman, c	20
1997	Eric Shiflett, lf	16
1998	Matt Griswold, rf	18
	Addison Bowman, 3b	18
1999	Addison Bowman, ss	18
2000	Addison Bowman, lf-3b	14
	Jed English, dh-c	14
2001	Addison Bowman, 3b	16
2002	Brad Bauder, cf	21

TRIPLES

Year	Name, Pos.	Triples
1954	Leo Burke, cf	3
1955	Jimmy Clarke, 2b	4
1956	Gerald Williams, p	2
1957	Dave Kuhn, p	2
1958	Dave Kuhn, p	2

Continued on following page

YEAR-BY-YEAR LEADERS: (1954-2002)

TRIPLES *Continued*

Year	Name, Pos.	Doubles
1959	Dickie Snead, of	4
1960	Harold Honeycutt, c	2
	Lee Reynolds, inf	2
1961	Dave Blake, rf	2
1962	Eddie Hite, 2b	3
1963	Dave Blake, rf	2
	Larry Lawson, c	2
	Aster Sizemore, 3b	2
1964	John Whitesell, p	3
1965	Bob Kramer, 2b	2
1966	Johnny Oates, c	4
1967	Dick Shroy, of	1
	Jim Dean, 1b	1
1968	Jim Dean, 1b	2
	Dean Hahn, p-of	2
1969	Ron Shockley, p	2
1970	Mike Dixon, of	1
	Jimmy Jefferson, of	1
	Phil Eggborn, rf	1
1971	seven players with 1 each	
1972	Daryl McMurry, inf-c	2
1973	Gene Fornash, ss	2
	Mike Arrington, p	2
1974	David Halstead, of	4
1975	Lewis Dillon, 1b	4
1976	Paul Adams, dh	4
1977	Dennis Duff, lf	4
1978	Andy Aldrich, dh	4
1979	Harold Williams, 1b	2
	Brian Rupe, cf	2
1980	Franklin Stubbs, 1b	5
1981	Jim Stewart, 3b	5
1982	Jimmy Foit, ss	3
	Wayne King, dh	3
1983	seven players with 1 each	
1984	Tim Buheller, cf	2
1985	George Canale, 1b	4
1986	Tim Buheller, cf	5
1987	Brian Henderson, ss	2
1988	Len Wentz, 2b	3
1989	Len Wentz, 2b	4
	Mike Conte, cf	4
1990	Shaun Thomas, cf	7
1991	David Dallas, ss	5
1992	Jay Honse, 1b	4
1993	Dee Dalton, ss	3
1994	Bo Durkac, 3b	5
1995	Kevin Barker, cf	6
1996	Kevin Barker, cf	*9
1997	Randy Martin, 2b	5
1998	Chad Foutz, 3b-ss	2
1999	Larry Bowles, 1b-p	3
	Barry Gauch, c	3
	Chris Hutchison, of	3
2000	Brad Bauder, of	3
	Spencer Harris, ss	3
	Chris Hutchison, rf	3
2001	John West, 1b	4
2002	Wyatt Torgas, c-rf	4

HOME RUNS

Year	Name, Pos.	Home Runs
1954	Howie Wright, c	5
1955	Leo Burke, cf	2
	Welford Lucy, 1b	2
	Dave Kuhn, p	2
1956	Leo Burke, cf	3

1957	Bobby Wolfenden, p	2
	John Sapon, c	2
1958	Bob McCoy, 1b	2
	John Brannon, p	2
1959	Dickie Snead, of	2
	Jimmy Graves, of-p	3
1960	Travis Poole, of	4
1961	Don Coleman, p-rf	3
1962	Lee Melear, p	1
	Don Coleman, p-rf	1
	Sam Jenkins, p	1
1963	Larry Lawson, c	5
1964	Henry Webb, 1b	2
	Eddie Broce, 2b	2
1965	Henry Webb, 1b	2
	Wade Walsh, c	2
	Hank Gordon, c-of	2
1966	Johnny Oates, c	3
1967	Johnny Oates, c	4
1968	Dean Hahn, p	5
1969	Wayne Javins, 3b	3
	George Shorter, c	3
1970	Ken Weatherman, 3b	3
1971	John Van Arnhem, c	7
	Wayne Javins, 3b-ss	7
1972	John Van Arnhem, c	3
1973	five players with 2 each	
1974	David Halstead, of	6
1975	Paul Adams, dh	9
1976	Paul Adams, dh	10
1977	Wayne Shelton, c	10
1978	Dennis Duff, lf	15
1979	Harold Williams, 1b	7
	Dave Richardson, rf	7
1980	Franklin Stubbs, 1b	13
1981	Franklin Stubbs, 1b	*29
1982	Jim Stewart, 3b	18
	Brian Rupe, cf	18

1983	Budgie Clark, 2b	11
1984	Billy Plante, 3b	23
1985	Billy Plante, 3b	27
1986	George Canale, 1b	*29
1987	Trey McCoy, lf	21
1988	Trey McCoy, lf	24
1989	Mike Conte, cf	14
1990	Rod Emmons, rf	8
	Len Wentz, 3b	8
	Les Jennette, 1b	8
1991	J.R. Hawkins, dh	5
1992	Les Jennette, 1b	12
1993	Dee Dalton, ss	14
1994	David Fitt, 1b	11
1995	Bo Durkac, 3b	13
1996	Kevin Barker, cf	20
1997	Barry Gauch, c	14
1998	Matt Griswold, rf	9
	Barry Gauch, c	9
1999	Larry Bowles, 1b-p	14
2000	Addison Bowman, lf-3b	10
2001	Addison Bowman, 3b	7
	John West, 1b	7
2002	Brad Bauder, cf	14


RUNS BATTED IN

Year	Name, Pos.	RBIs
1954	Howie Wright, c	17
1955	Leo Burke, cf	21
1956	Leo Burke, cf	19
1957	Ray Struder, 3b	11
1958	Bob McCoy, 1b	19
1959	Dickie Snead, of	25
1960	Lee Reynolds, inf	22
1961	Lee Melear, p-1b	14
	Malcolm Cook, inf-p	14
1962	Don Coleman, p-of	10
1963	Dave Blake, rf	14
	Larry Lawson, c	14

1964	DeMoss Price, 3b	10
	Sonny Rice, of	10
1965	M.H. Herndon, of	13
1966	Johnny Oates, c	18
1967	Johnny Oates, c	16
	Dick Shroy, of	16
1968	Jim Dean, 1b	25
1969	Dean Hahn, p-of	27
	Bob Elwell, cf	27
1970	Wayne Javins, ss	15
1971	John Van Arnhem, c	34
1972	Gene Fornash, ss	14
1973	Gene Fornash, ss	14
1974	David Halstead, of	27
1975	Gene Fornash, 2b	29
1976	Paul Adams, dh	55
1977	Wayne Shelton, c	42
1978	Dennis Duff, lf	44
1979	Harold Williams, 1b	31
1980	Franklin Stubbs, 1b	49
1981	Franklin Stubbs, 1b	83
1982	Jim Stewart, 3b	68
1983	Budgie Clark, 2b	59
1984	George Canale, 1b	77
1985	Billy Plante, 3b	*88
1986	Trey McCoy, 3b	79
1987	Trey McCoy, lf	66
1988	Trey McCoy, lf	69
1989	Mike Conte, cf	60
1990	Les Jennette, 1b	55
1991	J.R. Hawkins, dh	36
1992	Les Jennette, 1b	73
1993	J.R. Hawkins, rf	46
1994	Bo Durkac, 3b	63
1995	Kevin Barker, cf	44
1996	Kevin Barker, cf	62
1997	Barry Gauch, c	70
1998	Matt Griswold, rf	65
1999	Barry Gauch, c	61
2000	Addison Bowman, lf-3b	49
2001	Addison Bowman, 3b	48
2002	Brad Bauder, cf	60

STOLEN BASES

Year	Name, Pos.	SBs
1954	Howie Wright, c	20
1955	Howie Wright, c	15
1956	Jimmy Steele, 2b	5
1957	Jimmy Steele, 2b	8
1958	Jimmy Steele, 3b	8
	Dave Kuhn, p	8
1959	Jimmy Steele, 2b	10
1960	Lee Reynolds, inf	10
1961	Eddie Hite, 2b	12
1962	Eddie Hite, 2b	8
1963	Dave Blake, rf	10
1964	Bob Dickerson, 3b	6
1965	Bob Dickerson, 3b	6
1966	Bob Kramer, 2b	5
1967	Dean Hahn, p-of	4
	Jerry Vinson, ss	4
	Bobby Settle, inf	4
1968	Eddy Oates, 1b-p	6
1969	Bobby Settle, 2b	9
1970	Johnny Foster, p-1b	4
1971	Vince Carbaugh, 2b	6
1972	Mike Dixon, of	9
1973	Tony Varboncoeur, 3b	5
1974	Tom Acree, lf	7
1975	Tony Varboncoeur, 3b	13
1976	Rick Wade, 3b	28
1977	Rick Wade, 3b	21
	Dan Griel, 2b	21



1978	Scott Atkins, ss	14
1979	Brian Rupe, cf	22
1980	Jay Phillips, 3b	24
	Jim Stewart, rf	24
1981	Franklin Stubbs, 1b	34
1982	Brian Rupe, cf	30
1983	Tim Buheller, of	33
1984	Tim Buheller, cf	35
1985	Tim Buheller, cf	*40
1986	Tim Buheller, cf	32
1987	Brian Henderson, ss	9
1988	Randy Berlin, dh	16
1989	Mike Conte, cf	20
1990	David Dallas, 2b-ss	29
1991	David Dallas, ss	27
1992	David Dallas, 2b	23
1993	Popeye Smith, cf	9
1994	Popeye Smith, cf	14
1995	Mike Terhune, 2b	10
1996	David Fitt, 1b	17
1997	Randy Martin, 2b	18
1998	Randy Martin, 2b	16
1999	Randy Martin, 2b	31
2000	Gray Hodges, cf	13
2001	Spencer Harris, ss	10
2002	John West, 3b	12
	Marc Tugwell, 2b	12
	Chris Stanton, lf	12

PITCHING VICTORIES

Year	Name (L-R)	Wins
1954	Jim Beard (R)	7
1955	Grover Jones (L)	4
1956	three pitchers with 2 each	
1957	Dave Kuhn (R)	4
1958	four pitchers with 2 each	
1959	John Brannon (R)	5
1960	Jimmy Graves (R)	6
1961	Lee Melear (L)	5
1962	Lee Melear (L)	5
1963	Lee Melear (L)	5
	Sam Jenkins (L)	5
1964	John Whitesell (R)	6
1965	Rick Alander (R)	5
1966	John Whitesell (R)	5
1967	Dean Hahn (R)	6
1968	Wayne Groseclose (R)	6
1969	Eddy Oates (R)	7
1970	Berky Cundiff (R)	6
1971	Berky Cundiff (R)	4
1972	Berky Cundiff (R)	5
1973	Jerry Watkins (R)	5
1974	Mike Arrington (R)	4
1975	Mike Arrington (R)	8
1976	Jimmy Puglisi (R)	7
1977	Duke Dickerson (R)	10
1978	Mike Rhodes (L)	6
1979	Dave Grier (R)	9
1980	Mike Rhodes (L)	8
1981	Paul Levy (L)	11
1982	Ray Perkins (R)	11
1983	Rick Knapp (R)	10
1984	three pitchers with 8 each	
1985	Bean Stringfellow (L)	10
1986	David Potts (R)	9
1987	Brad DuVall (R)	9
1988	Brad DuVall (R)	11
1989	Mike Williams (R)	11
1990	Mike Williams (R)	11
1991	Scott Robertson (R)	6
1992	Brad Clontz (R)	*12
1993	Jamie Pateson (R)	8
1994	Brian Fitzgerald (L)	9



1995	Brian Fitzgerald (L)	7
1996	three players with 7 each	
1997	Denny Wagner (R)	10
1998	Jon Hand (R)	8
1999	Jason Bush (R)	11
2000	Jason Bush (R)	9
	Joe Saunders (L)	9
2001	Joe Saunders (L)	9
2002	Joe Saunders (L)	9

INNINGS PITCHED

Year	Name (L-R)	Innings
1954	Jim Beard (R)	68
1955		
1956		
1957	Dave Kuhn (R)	43.1
1958	John Brannon (R)	51.0
1959	John Brannon (R)	59.1
1960	Jimmy Graves (R)	77.1
1961	Lee Melear (L)	74.2
1962	Lee Melear (L)	63.1
1963	Lee Melear (L)	68.2
1964	John Whitesell (R)	64.1
1965	Rick Alander (R)	57.2
1966	John Whitesell (R)	57.0
1967	Dean Hahn (R)	52.2
1968	Steve Pittman (R)	57.1
1969	Steve Pittman (R)	68.0
1970	Berky Cundiff (R)	61.0
1971	Doug Horton (R)	50.0
1972	Berky Cundiff (R)	59.0
1973	Berky Cundiff (R)	64.1
1974	Mike Arrington (R)	67.1
1975	Mike Arrington (R)	98.1
1976	Jimmy Puglisi (R)	69.2
1977	Duke Dickerson (R)	101.0
1978	Duke Dickerson (R)	68.0
1979	Dave Grier (R)	94.0
1980	Mike Rhodes (L)	86.0
1981	Paul Levy (L)	98.0
1982	Ray Perkins (R)	109.2
1983	John Patton (R)	86.0
1984	Bean Stringfellow (L)	84.0
1985	Bean Stringfellow (L)	114.1
1986	David Potts (R)	102.2
1987	Brad DuVall (R)	88.2
1988	Brad DuVall (R)	99.0
1989	Mike Williams (R)	118.0

1990	Mike Williams (R)	122.0
1991	Brad Clontz (R)	85.1
1992	Brad Clontz (R)	*130.0
1993	Ron Preston (R)	90.0
1994	Brian Fitzgerald (L)	115.2
1995	Brian Fitzgerald (L)	117.1
1996	Brian Fitzgerald (L)	96.2
1997	Denny Wagner (R)	112.1
1998	Jon Hand (R)	105.2
1999	Pat Pinkman (L)	118.2
2000	Jason Bush (R)	109.0
2001	Joe Saunders (L)	116.1
2002	Jason Bush (R)	101.1

STRIKEOUTS

Year	Name (L-R)	SOs
1954	Jim Beard (R)	68
1955		
1956		
1957	Dave Kuhn (R)	31
1958	John Brannon (R)	47
1959	John Brannon (R)	63
1960	Jimmy Graves (R)	53
1961	Lee Melear (L)	65
1962	Lee Melear (L)	56
1963	Lee Melear (L)	58
1964	John Whitesell (R)	61
1965	Rick Alander (R)	47
1966	John Whitesell (R)	49
1967	Dean Hahn (R)	66
1968	Wayne Groseclose (R)	47
1969	Eddy Oates (R)	45
1970	Berky Cundiff (R)	58
1971	Berky Cundiff (R)	37
1972	Mike Arrington (R)	54
1973	Berky Cundiff (R)	43
1974	Mike Arrington (R)	55
1975	Mike Arrington (R)	93
1976	Jimmy Puglisi (R)	49
1977	Jimmy Puglisi (R)	72
1978	Jimmy Puglisi (R)	43
1979	Dave Grier (R)	62
1980	Mike Rhodes (L)	77
1981	Paul Levy (L)	71
1982	John Patton (R)	82
1983	John Patton (R)	63
1984	Bean Stringfellow (L)	80

1985	Bean Stringfellow (L)	*119
1986	David Potts (R)	92
1987	Brad DuVall (R)	90
1988	Brad DuVall (R)	94
	Greg Ferguson (L)	94
1989	Mike Williams (R)	99
1990	Mike Williams (R)	97
1991	Brad Clontz (R)	84
1992	Brad Clontz (R)	115
1993	Ron Preston (R)	57
1994	Ron Preston (R)	69
1995	Brian Fitzgerald (L)	84
1996	Brian Fitzgerald (L)	86
1997	Denny Wagner (R)	110
1998	Pat Pinkman (L)	82
1999	Larry Bowles (L)	106
2000	Jason Bush (R)	70
2001	Joe Saunders (L)	107
2002	Joe Saunders (L)	102


EARNED RUN AVERAGE

(Starters and top relievers only)

Year	Name (L-R)	ERA
1954	John Dean (R)	2.35
1955		
1956		
1957	Dave Kuhn (R)	1.45
1958	Sam Jackson (R)	3.90
1959	Bill May (R)	2.96
1960	Jimmy Graves (R)	1.51
1961	Lee Melear (L)	2.41
1962	Sam Jenkins (L)	*0.49
1963	Lee Melear (L)	1.97
1964	Skip Vance (R)	2.56
1965	Dickie Kelly (L)	2.72
1966	John Whitesell (R)	3.47
1967	Dean Hahn (R)	2.22
1968	Wayne Groseclose (R)	1.42
1969	Eddy Oates (R)	1.16
1970	Doug Horton (R)	1.21
1971	Jack Tatem (R)	1.30
1972	Berky Cundiff (R)	1.98
1973	Berky Cundiff (R)	1.82
1974	Mike Arrington (R)	2.00
1975	Jimmy Puglisi (R)	2.15
1976	Orvin Kiser (R)	0.73
1977	Dean Powell (L)	1.35
1978	Timmy Puglisi (R)	2.87
1979	Jimmy Chellis (R)	3.08
1980	Mike Rhodes (L)	2.51
1981	Jeff Heidig (L)	2.73
1982	Jim Stewart (R)	2.31
1983	Bean Stringfellow (L)	2.52
1984	Rodney Brooks (R)	2.84
1985	Bean Stringfellow (L)	3.31
1986	David Potts (R)	4.12
1987	Greg Ferguson (L)	2.21
1988	Wally Galla (R)	3.61
1989	Mike Williams (R)	3.28
1990	Scott Sorkin (R)	2.28
1991	Brad Clontz (R)	3.69
1992	Brad Clontz (R)	3.32
1993	Mark Thompson (R)	1.37
1994	Charlie Gillian (R)	1.53
1995	Charlie Gillian (R)	1.45
1996	Charlie Gillian (R)	1.98
1997	Rob Simms (R)	3.12
1998	Pat Pinkman (L)	3.97
1999	Pat Pinkman (L)	3.72
2000	Joe Saunders (L)	3.92
2001	Joe Saunders (L)	3.48
2002	Joe Saunders (L)	2.86

*Tech record

the record book



BO DURKAC



MIKE REEDY



JOHN VAN ARNHEN

TOUGHEST STRIKEOUTS

SEASON (MINIMUM 70 AT BATS)

Player, Pos.	Year	SO	AB	Ratio SO to AB
Mike Preisser, 2b	1979	0	130	0-130
Wayne King, 1b	1983	3	169	1-56.3
John Van Arnhem, c	1971	2	95	1-47.5
Sandy Hill, cf	1975	2	88	1-44.0
Josh Herman, dh-c	1993	2	80	1-40.0
Eddy Oates, 2b	1970	3	84	1-28.0
Jay Phillips, 2b	1982	8	217	1-27.1
Mike Preisser, 3b-of	1978	4	98	1-24.5
M.H. Herndon, 3b-of	1965	3	73	1-24.3
Dave Blake, rf	1963	4	84	1-21.0
Brian Rupe, lf	1980	9	183	1-20.3

CAREER

	Year	SO	AB	SO to AB
4-Year Career:				
Mike Preisser, 2b	1977-80	25	497	1-19.9
3-Year Career:				
Wayne King, 1b-dh	1981-83	18	339	1-18.8
2-Year Career:				
John Van Arnhem, c	1971-72	8	172	1-21.5

LEADING HITTERS SINCE 1953

Yr.	Cl.		BAvg.	Yr.	Cl.		BAvg.
71	Jr.	John Van Arnhem	.516	74	Jr.	David Halstead	.366
93	So.	Bo Durkac	.423	86	Sr.	Doug Basse	.366
81	Jr.	Brian Rupe	.420	56	So.	Cecil Maynor	.365
92	Jr.	Mike Reedy	.418	84	Jr.	Shaun Sullivan	.365
81	So.	Franklin Stubbs	.417	89	Jr.	Casey Waller	.365
58	Sr.	Dave Kuhn	.414	89	Jr.	Len Wentz	.365
63	Jr.	Tom Green	.410	90	Sr.	Len Wentz	.365
66	So.	Johnny Oates	.410	98	Jr.	Eric Shiflett	.365
97	So.	Matt Griswold	.408	55	Jr.	Macey White	.364
87	So.	Trey McCoy	.406	76	Jr.	Sandy Hill	.364
82	Sr.	Jim Stewart	.404	82	Jr.	Wayne King	.364
84	Jr.	Billy Plante	.392	81	Jr.	Joe Mitchell	.363
99	So.	Larry Bowles	.390	85	Jr.	Tim Buheller	.362
92	Sr.	Les Jennette	.389	96	Jr.	Kevin Barker	.361
59	Jr.	Dickie Snead	.386	98	Jr.	Matt Griswold	.361
63	Sr.	Dave Blake	.381	81	Jr.	Jimmy Foit	.360
88	Jr.	Trey McCoy	.381	83	So.	Budgie Clark	.360
88	Jr.	Randy Berlin	.381	92	Sr.	Steve Render	.360
68	Sr.	Jim Dean	.378	59	Sr.	John Brannon	.359
89	Sr.	Craig Blum	.378	84	Sr.	John Bowler	.359
02	Sr.	John West	.378	72	Fr.	Gene Fornash	.358
73	So.	Gene Fornash	.376	80	So.	Jay Phillips	.358
83	So.	Shaun Sullivan	.375	92	Sr.	David Dallas	.358
86	Jr.	George Canale	.373	68	Jr.	Dean Hahn	.357
85	Sr.	Shaun Sullivan	.372	70	Jr.	Wayne Javins	.357
99	Sr.	Barry Gauch	.374	01	Jr.	John West	.357
85	Sr.	Chuck Boyle	.372	59	Jr.	Travis Poole	.356
91	Jr.	David Dallas	.371	59	Jr.	Jimmy Graves	.356
81	Jr.	Jim Stewart	.369	75	Sr.	Gene Fornash	.356
97	So.	Eric Shiflett	.369	97	Sr.	Matt Reynolds	.356
61	So.	Lee Melear	.368	66	Sr.	M.H. Herndon	.355
97	So.	Chad Foutz	.368	88	Jr.	Mike Conte	.352
00	Fr.	Jed English	.368	99	So.	Addison Bowman	.352
69	Sr.	Dean Hahn	.367	83	Fr.	Tim Buheller	.351
81	Sr.	Andy Aldrich	.367	68	Jr.	Dean Hahn	.350
54	Jr.	Howie Wright	.366	84	Jr.	Budgie Clark	.350

COACHES' RECORDS

Years	Coach	Seasons	Won	Lost	Tied	Pct.
1895	J. McJames	1	3	2	0	.600
1896	R.S. Wilkins	1	3	8	0	.273
1897	Lipep	1	9	6	0	.600
1900-01	Dr. A.B. Morrison	2	11	8	0	.579
1903	Orth	1	8	4	0	.667
1904	R.R. Brown	1	6	5	0	.546
1905	Dr. Knox	1	6	5	0	.546
1906-07	S.S. (Happy) Eckerstone	2	10	11	0	.476
1908	C.P. Miles	1	3	4	1	.438
1909	R.M. Brown	1	11	6	0	.647
1910-11	Branch Bocock	2	23	14	1	.618
1912	L.W. Reiss	1	9	9	0	.500
1913	C.P. Miles	1	3	3	0	.500
1914	Branch Bocock	1	15	4	1	.775
1915	R.B. Prince	1	21	0	0	1.000
1916-17	W.G. Breitenstein	2	18	5	0	.783
1918-20	Charles A. Bernier	3	36	23	0	.610
1921-23	W.L. (Monk) Younger	3	31	27	3	.533
1924-32	George S. Kircher	9	77	56	7	.575
1933-39	H.M. (Mac) McEver	7	41	72	1	.364
1940-43	G.F. (Red) Laird	4	27	28	1	.491
1944	H.M. (Mac) McEver	1	9	4	0	.692
1945-47	G.S. (Gummy) Proctor	3	29	21	0	.580
1948-73	G.F. (Red) Laird	26	316	247	3	.561
1974-78	Bob Humphreys	5	135	60	0	.692
1979-	Chuck Hartman	24	855	480	8	.640

MOST WINS

Coach	Seasons	Won	Lost	Tied	Pct.
Chuck Hartman	24	855	480	8	.640
G.F. (Red) Laird	30	343	275	4	.555
Bob Humphreys	5	135	60	0	.692
George S. Kircher	9	77	56	7	.575
H.M. (Mac) McEver	8	50	76	1	.398

TECH ADAPTS TO CURRENT CHALLENGES

Since its founding in 1872, Virginia Polytechnic Institute and State University, popularly known as Virginia Tech, has grown from a small college of 132 students into Virginia's largest university and its top research institution. During its 130 years of existence, Virginia's premiere land-grant institution has grown into a comprehensive university of national and international prominence.

President Charles W. Steger has challenged the university to become one of the country's top 30 research institutions by the end of the decade. Even before Steger's challenge, Tech had begun moving in that direction and is now ranked 51st in the nation.

Among recent research innovations, Tech teamed with Wake Forest University to establish the Virginia Tech-Wake Forest University School of Biomedical Engineering and Sciences to offer M.S. and Ph.D. degrees in biomedical engineering (BME) and to be



the focus of collaborative research. The university's Virginia Bioinformatics Institute is leading the way in helping scientists merge computers and biotechnology to sort through complicated genetic material to speed research. And the university's partnership with the University of Virginia and Carilion Health System to form the Carilion Biomedical Institute is improving health care worldwide and increasing economic development opportunities in Southwest Virginia.

Virginia Tech was established as an all-male military school dedicated to the original land-grant mission of teaching agriculture and engineering. Today, the co-educational institution, which operates a European studies center based in Switzerland and educational, research, and outreach/Extension facilities throughout Virginia, has recognized programs in music, business, architecture, and the humanities, as well as its traditional strengths in the sciences, engineering, and technology.

While participation in the Virginia Tech Corps of Cadets is now voluntary, the corps, which has approximately 700 cadets, remains a proud tradition of the university. Virginia Tech is one of only two universities in the nation with a military component inside a larger civilian population.

Although Virginia Tech is currently organized into eight colleges – Agriculture and Life Sciences, Architecture and Urban Studies, Arts and Sciences, Pamplin College of Business, Engineering, Human Resources and Education, Natural Resources, and Virginia-Maryland Regional College of Veterinary Medicine – plans are under way to restructure the university and add a College of Biological, Mathematical, and Physical Sciences. Together, the colleges offer about 175 bachelor's, master's, and doctoral degree programs to approximately 26,000 students, who hail from countries throughout the world.

The university's 2,600-acre main campus is home to more than 100 buildings, hundreds of research laboratories, the Donaldson Brown Hotel and Conference Center, and an

Continued on following page

VIRGINIA TECH AT A GLANCE

- ▶ Eight colleges – with a ninth approved – and a graduate school
- ▶ 60+ bachelor's degree programs
- ▶ 115 master's and doctoral degree programs
- ▶ 15:1 student-faculty ratio
- ▶ Main campus includes 100 buildings, 2,600 acres of land, and an airport
- ▶ Computing and communications complex for worldwide information access
- ▶ Currently ranked 51st among the nation's research institutions
- ▶ Has adjacent Corporate Research Center

STUDENT POPULATION

- ▶ The most popular majors for incoming first year students in the fall of 2002 were engineering, university studies, business, computer science, biology, communication studies, animal poultry science, psychology, architecture, and marketing.
- ▶ 118 countries and 48 states, plus Washington, D. C., the Virgin Islands, and Puerto Rico are represented in the student population. 59 percent of the student population is male, while 41 percent is female.

the university

Continued from page 61

airport. Adjoining the campus is the 120-acre Corporate Research Center, home to more than 100 companies that take advantage of the university's research and faculty expertise. Within five miles of campus is a 1,700-acre research farm.

Virginia Tech follows the dictates of its motto, *Ut Prosim* ("That I May Serve"), focusing on its land-grant missions of instruction, research, and solving the problems of society through outreach and Extension activities. Through the generation of new knowledge and the outreach mandate, the university disseminates practical knowledge through the classroom and to society as a whole. It is a university that puts knowledge to work.

INSTRUCTION

Tech's eight colleges offer more degree programs than any other university in the state, with 61 undergraduate and 115 graduate programs. In addition, the university is one of the nation's leaders in integrating instructional technology into the curriculum, requiring all entering students to have a computer.



MCBRYDE HALL

RESEARCH

With annual research expenditures of about \$216 million, Virginia Tech consistently ranks about 50th among research universities in the United States. With more than 100 research centers, the university also consistently ranks among the top institutions in industry-supported research and in the

top 10 in the number of patents issued each year.

OUTREACH

Virginia Tech is involved in a multitude of projects as part of its outreach mission.

Outreach efforts also focus on education and distance learning techniques – satellite videoconferencing, multimedia, interactive video, interactive

computer conferencing, and web-based courses, for example – to meet the various needs of working adults and other nontraditional students. Professionals, organizations, and communities also tap Virginia Tech's vast resources, expertise, and research results through the Division of Continuing Education, which offers hundreds of programs annually.



SQUIRES STUDENT CENTER

WHAT IS A HOKIE?

One of the most frequently asked questions in Virginia Tech athletics is "What is a Hokie?"

The story leads back to 1896 when Virginia Agricultural and Mechanical College changed its name to Virginia Polytechnic Institute. With the name change came the necessity for a new cheer, and a contest was held by the student body. Senior O.M. Stull won first prize for his "Hokie" yell, which was first used that fall and is still heard today. Later, when asked if "Hokie" had any special meaning, Stull explained that the word was solely the product of his imagination. He put it in his cheer because he thought it sounded good. It soon became a nickname for all Tech students.

The official university colors — Chicago maroon and burnt orange — were also introduced in 1896. The colors were chosen by a committee because they made a "unique combination" not worn elsewhere at the time.

CHARLES W. STEGER ► UNIVERSITY PRESIDENT

When Charles W. Steger became Virginia Tech's 15th president in January 2000, it did not take long for this three-time Hokie alum to turn it up a notch. Setting his sights on joining the nation's truly elite universities, President Steger has challenged the university community to become ranked among the top 30 research universities.

The signature initiative of his administration likely will be the Virginia Bioinformatics Institute, a new interdisciplinary research center formed by the convergence of computer science and biological research. Populated by world

class researchers, the VBI already has built a contract base of more than \$20 million.

Saying that future growth will come only through strategic partnerships, Steger led the formation of the World Institute for Disaster Risk Management (DRM). DRM is a partnership with the Swiss Federal Institutes of Technology (ETH) and Virginia Tech, in conjunction with the World Bank Disaster Management Facility.

Within the past year the university has joined hands to form the Virginia Tech Wake Forest School of Biomedical Engineering. Rising out of the ground now at the Virginia

Tech Corporate Research Center is the Via College of Osteopathic Medicine.

A registered architect and former dean of Tech's college of architecture and urban studies, Steger was the architect of a different sort as the leader of the university's successful fund raising campaign. Under his leadership as vice president for development and university relations, the Campaign for Virginia Tech raised \$337 million.

Steger's ties to Virginia Tech span four decades as a student, professor, dean, vice president, and now president. While on the faculty, he twice



won teaching excellence awards. When he became dean of the college in 1981, he was the youngest architecture dean in the nation at 33 years of age.

Steger received his bachelor and master of architecture and a Ph.D., in environmental science and engineering from Virginia Tech.


JIM WEAVER ► DIRECTOR OF ATHLETICS

James C. Weaver, whose innovative ideas and work as a reformer have made him one of college athletics' most popular administrators, is the director of athletics at Virginia Tech.

Weaver, 57, was appointed on September 24, 1997, and has been a tireless leader on behalf of Tech athletics. In his five years on the job at Tech, Weaver has taken steps to place increased emphasis on projects benefiting student-athletes. He created a comprehensive awards program for letterwinners and has initiated and funded an annual awards banquet.

Among Weaver's biggest accomplishments thus far has been getting Tech admitted into an all-sports conference. Tech entered competition in the BIG EAST Conference for most sports during the 2000-2001 season.

A top personal priority for Weaver is the continuing improvement of Tech's facilities, where major plans for the expansion of Lane Stadium/Worsham Field are underway. When it comes to



athletic facilities, Weaver has a simple philosophy. "As soon as you sit still in terms of facilities, you have taken a step backward," he says.

Weaver came to Tech from Western Michigan University where he was director of athletics from January 1996 until he came to Blacksburg. Prior to that, he was AD for three and a half years at UNLV, where he reconstructed a

troubled athletic department.

A native of Harrisburg, Pa., Weaver was a center and linebacker on Penn State football teams coached by the legendary Rip Engle and Joe Paterno.

Weaver graduated from Penn State in 1967 with a bachelor's in psychology and rehabilitation education. He received a master's in college counselor education, also from Penn State, in 1968.

Weaver started a coaching career as an assistant at Penn State for six seasons. He later was the offensive coordinator at Iowa State and head coach

for one season at Villanova in 1974. He also spent five years as an assistant professor at Clarion State and three years as director of franchise sales at Athletic Attic.

Prior to landing the athletic director's job at UNLV, Weaver spent nine years at the University of Florida, which was sanctioned by the NCAA in 1983. He was a strong force at Florida in the field of compliance and concluded his time there as associate athletic director.

Weaver and his wife Traci have four sons — Josh, Paul, Cole and Craig.

SENIOR STAFF



SHARON MCCLOSKEY
SENIOR ASSOCIATE
DIRECTOR OF
ATHLETICS



DAVID CHAMBERS
SENIOR ASSOCIATE AD
FOR EXTERNAL AFFAIRS



TOM GABBARD
ASSOCIATE AD FOR
INTERNAL AFFAIRS



JON JAUDON
ASSOCIATE AD FOR
ADMINISTRATION

academic support services

The success of Virginia Tech's baseball program rests largely on the academic progress of each student-athlete. The academic performance of Tech student-athletes has improved each year due in part to the Student-Athlete Academic Support Services (SAASS). The ultimate goal is for all student-athletes to successfully complete their degree.

This past fall, the Tech baseball team enjoyed an outstanding semester in the classroom with an overall team QCA of 2.74. Eleven members of the squad posted a QCA of 3.0 or better with seven making the dean's list (3.4 and above).

SAASS provides programming for all student-athletes from their freshman year through graduation. This

includes a comprehensive orientation to Tech, study hall, mentoring, tutoring, academic monitoring, academic recognition and eligibility education. Additionally, student-athletes are referred to and encouraged to take advantage of other campus agencies charged with helping students in their academic pursuits.

Academic facilities for student-athletes include the Monogram Room, a large room used as a study hall adjacent to the SAASS office in Cassell Coliseum. The HEAT Lab (Hokies Engaging in Advanced Technology) houses over 26 computers on the second floor of Cassell Coliseum and laptop computers are also available for Tech athletes to use when traveling to away contests.

The athletic department also provides areas for private, quiet study for the athletes' convenience. Additionally, student-athletes can use the Center for Academic Enrichment and Excellence site offices, located in Hillcrest and Femoyer Halls.

With the help of these resources, the Virginia Tech graduation rate for student-athletes has risen significantly in recent years and reached 71 percent in 2002 as compared to the national average of 58 percent.

Chris Helms, in his fourth year at Tech, is responsible for the development and leadership of the SAASS office. Helms oversees an office comprised of associate directors Lois Berg and Colin Howlett, assistant directors Katie Ammons, Renia



CHRIS HELMS

Edwards and Drew Scales, and secretary Terrie Repass.

Berg, who is in her 14th year at Tech, oversees the academic progress of the baseball team. She also is in charge of developing the freshman orientation program, which ensures the student-athlete a smooth transition from high school to the university.



BRAD BAUDER (CENTER) AND CHRIS WINTERFELDT VISIT THE HEAT LAB WITH LOIS BERG, WHO IS ASSOCIATE COORDINATOR OF STUDENT ACADEMIC SERVICES.

There's much more to athletic performance than weight training. Always striving to stay on the cutting edge, Virginia Tech has added two more services for its student-athletes in the past couple of years. At Tech, nutrition and sports psychology are also part of the student-athlete's preparation – not just for athletic competition, but also for life after college. Virginia Tech tries to provide the best services, facilities and support staff for all of its student-athletes, to make them better athletes and better people.

STRENGTH & CONDITIONING

Thanks to the direction of Assistant Athletics Director for Athletic Performance Mike Gentry, the Virginia Tech strength and conditioning program is among the best in the nation.

Gentry is in his 15th year as the Hokies' director of strength and conditioning. His duties include overseeing the strength and conditioning training of athletes in all 21 varsity sports at Virginia Tech. A native of Durham, N.C., Gentry received a bachelor's degree in physical education from Western Carolina University in 1979 and a master's from the University of North Carolina at Chapel Hill in 1981. He received his doctorate in curriculum and instruction, with an emphasis in motor behavior, from Virginia Tech in 1999. In 1995 and 1996, Gentry was recognized by the National Strength and Conditioning Association as a finalist for the National Strength and Conditioning Professional of the Year.

The baseball team trains in the Jim "Bulldog" Haren Weight Room. Located in Jamerson Athletic Center, the Haren Weight Room is a 5,000-square foot weight room



MIKE GENTRY
ASSISTANT A.D. FOR
ATHLETIC
PERFORMANCE



AMY FREEL
DIRECTOR OF
SPORTS NUTRITION



TERRY MITCHELL
ASSISTANT STRENGTH
COACH

officially dedicated in September 1985 to Haren, a former Hokie player and long-time supporter of the Virginia Tech Athletics Department.

Assisting Gentry in the weight room this year are three full-time assistant strength and conditioning coaches: Jay Johnson, assistant director of strength and conditioning, Terry Mitchell, strength and conditioning coordinator of men's Olympic sports, and Emily Chones, strength and conditioning coordinator for women's Olympic sports. Gentry also has the services of five graduate assistants — Erin O'Neil, Lisa Guarneri, Keith Short, Gabe Teeple and Ken Oxendine.

SPORTS NUTRITION

A new program was added to the athletics department in July 2000 — sports nutrition.

In July 2002, Amy Freel, former coordinator of student life, became the full-time sports nutritionist in the Athletics Department.

Freel works one-on-one with student-athletes to provide them with information that they need on their diets. She also provides individual players with diet counseling on issues such as gaining lean muscle mass, losing body fat, and how to eat to improve performance.

"It is extremely beneficial for our student-athletes to have nutrition education and counseling available to them in order for them to remain successful in their sports and outside of athletics," Freel said. "The individualized nutrition educations allow me and the athletes to get very specific on their nutritional, personal and sport-specific goals."

SPORTS PSYCHOLOGY

Another new addition to the athletics department as of August 2000 is sports psychology. The licensed psychologists, Dr. Gary Bennett and Dr. Robert Miller, associate director of the Thomas E. Cook Counseling Center, counsel student-athletes either individually or as a team.

The psychologists meet with student-athletes on an individual basis for personal counseling, performance enhancement and to discuss the mental aspects of the game. As a team, the sports psychologists work on team building, communication and performance enhancement.

The psychologists also offer an injury group to afford injured athletes the opportunity to meet with other injured athletes and talk about their recovery process.

"These are great resources for our coaches and our athletes," Gentry says. "We've improved a lot in areas of strength and conditioning, nutrition and in sports psychology. It's all about becoming a well-rounded athletic program and helping student-athletes. We want to give them all the resources we can to put them in a position to be successful."

sports medicine

The Virginia Tech Sports Medicine Department is an ever-changing and developing unit that strives to provide the most current and comprehensive care to all student-athletes.

The department, under the leadership of Gunnar Brolinson, D.O., Delmas Bolin, M.D., and Mike Goforth, director of athletic training, is constantly evolving to incorporate new ideas and state-of-the-art resources for the betterment of student-athletes. A professional staff — including primary care physicians who are Board certified in family medicine and sports medicine, orthopaedic surgeons, certified athletic trainers, physical therapists, chiropractors, massage therapists, sports psychologists, nutritionists and orthotists — is available to manage the health care of athletes.



As part of the evolution, Tech recently completed the Eddie Ferrell Memorial Training Room. This 4,300-square-foot area consolidated the training rooms that existed in the Merryman Center and Cassell Coliseum. The new facility gives the training staff a centralized area to care for the needs of all Virginia Tech student-athletes.

The new room, which nearly doubles the size of the

former Merryman Center facility, also allows the staff to utilize that room for physical therapy, chiropractic care and massage therapy. Virginia Tech now has more than 10,000 square feet dedicated to sports medicine, placing Tech in the top five percent nationally.

The range of benefits athletes have access to include custom orthotics, custom mouth guards, specialized

prophylactic bracing and many other options to help prevent or protect them from injuries. The sports medicine staff also takes great pride in treating the athlete year-round.

Dr. Brolinson, along with Goforth, team orthopaedic surgeon Dr. Marc Siegel and athletic trainer Jimmy Lawrence, care for the needs of Tech's baseball players. Lawrence attends practices and travels with the team.

student life

The Office of Student Life at Virginia Tech helps in providing assistance to student-athletes in a number of areas. This office is dedicated to enhancing the quality of the student-athlete experience through the many programs that it implements.

One program that the office sponsors is the HiTOPS CHAMPS/Life Skills Program (Hokies Turning Opportunities Into Personal Success), which provides a well-rounded program for student-athletes to develop the individual skills necessary to lead successful and productive lives. The goal of this program is to enhance five areas of commitment that are vital to personal growth of student-athletes. Those areas are service, academic excellence, career development, athletic excellence and personal

development. This program attempts to build individual confidence, promote respect for diversity, enhance interpersonal relationships, develop leadership skills, and enable each person to make a valuable contribution to the community.

Graduate assistants Kevin Walker and Amy Turley are assisting in the coordination and completion of the office responsibilities.

HOKIES WITH HEART

Another program developed by the Office of Student Life, Hokies With Heart, promotes the involvement of student-athletes in community service activities. In the past year, Virginia Tech athletes participated in nearly 50 community service projects.

This program has a major local impact because the different service projects help to build a positive relationship between student-athletes and the surrounding community.

VT-SAAC

The Virginia Tech Student Athlete Advisory Committee (VT-SAAC) promotes effective communication between the athletics administration and student-athletes to better serve their needs. The program is completely run by student-athletes and each team has two representatives. The representatives then report back to the team on any issues that the team should be aware of or discuss.

This program also encourages involvement of student-athletes on campus and in the community. The

student-athletes help to design and provide programs that encourage academic success, health promotion, social responsibility and general awareness. SAAC also attempts to enhance the overall image of student-athletes to those outside of the Virginia Tech athletic family by serving as positive role models.

OUTSTANDING STUDENT-ATHLETES

Each month, the Office of Student Life awards recognition to a student-athlete for participation in community service projects and dedication to the Hokies With Heart program.

The student-athletes of the month are chosen based on their willingness to be involved with the community.

Blacksburg, Virginia

A BEAUTIFUL SETTING FOR ONE OF THE NATION'S TOP UNIVERSITIES

Throughout the years, the town of Blacksburg and Virginia Tech have worked hand in hand to create a better community. Established as a farming community in 1798 by John and William Black, the town has thrived to rank among the nation's elite living environments.

In addition to being home to the Tech campus, Blacksburg was ranked among the top 20 retirement locations in the United States by *Rand McNally*. Local businesses and industries are drawn to the potential this quaint town has to offer. Blacksburg is gradually becoming more developed, making room for more businesses to flourish, however, the level of development is carefully controlled.

With a population of around 36,000 people and a major university, there is particular attention paid to the unique balance that preserves the atmosphere of a small town.


Blacksburg is located on a plateau between the Blue Ridge Mountains and the Alleghany Mountains, 2,100 feet above sea level. It is easily accessible in Southwestern Virginia on U.S. 460 near Interstate 81, only 40 miles southwest of Roanoke. Residents enjoy the beauty of the area and the close proximity to a variety of recreation areas such as the Blue Ridge Parkway, Claytor Lake and the New River.

More information on Blacksburg can be found on the Web site of the Blacksburg Electronic Village, www.bev.net or the town's Web site, www.blacksburg.va.us



WHETHER IT IS DOWNTOWN BLACKSBURG OR THE NEARBY CASCADES, THE AREA AROUND VIRGINIA TECH IS CHARMING AND PLEASANT.

EACH SUMMER, BLACKSBURG HOSTS THE STEPPIN' OUT FESTIVAL, WHICH FEATURES MUSIC, FOOD AND FUN FOR EVERYONE.



English Field

Scenic English Field provides Virginia Tech with a first-class campus setting for college baseball. The field, which was officially dedicated during a special ceremony on April 8, 1989, is named for the late E.R. 'Red' English and his wife, Ruth, who provided financial support for construction of the field.

Located at the intersection of Rt. 314 and Duckpond Drive, English Field features 778 permanent chair-back seats in its concrete stands. The seats were made possible through a contribution to the Virginia Tech Athletic Fund by an anonymous donor. The stands also include easy-access handicapped sections, which are located at the top of the stands on each side of the center section.

A permanent press box was completed in January 1997. The two-story building

located at the top of the stands behind home plate provides a convenient working area for media, as well as two broadcast booths. It also houses a concession stand and restrooms.

One of the most popular features of English Field is "The Hill", a grass-covered bank along the left field line where baseball fans can continue the Tech tradition of sunbathing while watching the Hokies.

The field, which was constructed by the S. Lewis Lionberger Company, has dimensions of 330 feet down the lines, 375 feet in the power alleys and 400 feet to center field. The natural grass surface is composed of a mixture of rye and bluegrass. The field has a built-in slope for drainage and features a modern computerized irrigation system.

Other features include spacious dugouts faced with Hokie stone, bullpens that are located beside each dugout, a practice hitting facility along the right field line, a modern scoreboard and steel fencing covered with green plastic to prevent injury. Security fencing was added in January and future plans call for lighting and a parking lot. The landscaping also allows for further expansion of the stands as needed.

E.R. English, a native of Altavista, Va., played as an offensive and defensive guard on Virginia Tech football teams from 1930-34 and graduated from Virginia Tech in 1934. English contributed to Tech athletics for over 50 years and was one of the founders in 1949 of The Student Aid Association. He served as president of that organization two of its first three years.

English received the most outstanding alumni award at Tech in 1984.

Through a generous gift from alumnus George Sampson, the home team dugout was named for long-time Tech baseball coach G.F. 'Red' Laird during a ceremony on April 12, 1991. Laird recruited and coached Sampson at Tech.

The Hokies opened play at their new home with a 7-2 victory against George Mason University on March 22, 1989, and went on to post a 17-7 record during their first season in the facility. Tech compiled a 18-12 home record last season, bringing its 14-year mark at English Field to 238 wins, 93 losses and three ties.

Prior to the opening of English Field, Tech played its home baseball games at Tech Park, where it compiled a 431-122-1 record over 34 seasons.





VIRGINIA TECH BASEBALL OFFERS OUTSTANDING FACILITIES IN A BEAUTIFUL SETTING. THE HOKIES PLAY AT SCENIC ENGLISH FIELD AND USE RECTOR FIELD HOUSE FOR INDOOR HITTING AND PRACTICES.



2003 BASEBALL SCHEDULE

FEBRUARY

SUN	MON	TUE	WED	THU	FRI	SAT
						1
2	3	4	5	6	7	8
9	10	11	12	13	14 at Campbell 3 p.m.	15 at Campbell 2 p.m.
16	17	18	19	20	21	22
23	24	25	26 at VCU 4 p.m.	27	28	

MARCH

SUN	MON	TUE	WED	THU	FRI	SAT
						1 at High Point 1 p.m.
2 at High Point 1 p.m.	3	4 at Charleston Southern 3 p.m.	5 at Charleston Southern 3 p.m.	6	7 Kent State 2:30 p.m.	8 Kent State 2 p.m.
9 Kent State 2 p.m.	10	11 James Madison 2:30 p.m.	12 High Point 2:30 p.m.	13	14 Cornell 2:30 p.m.	15 Cornell 2 p.m.
16 Cornell 2 p.m.	17	18 East Tennessee 2:30 p.m.	19 at James Madison 2:30 p.m.	20	21	22 at Morehead State 2 p.m.
23 at Morehead State 1 p.m.	24	25 Ohio University 2:30 p.m.	26 at Richmond 2:30 p.m.	27	28	29 at Seton Hall (DH) Noon

APRIL

SUN	MON	TUE	WED	THU	FRI	SAT
30 at Seton Hall Noon	31	1 at Liberty 2:30 p.m.	2	3	4 Georgetown (DH) Noon	5
6 Villanova (DH) Noon	7	8 at Radford 3 p.m.	9 at Virginia 7 p.m.	10	11	12 Boston College (DH) Noon
13 Boston College Noon	14	15 VMI 3 p.m.	16 Virginia 3 p.m.	17 at West Virginia (DH) 3 p.m.	18	19 at Connecticut (DH) Noon
20	21	22 Radford 3 p.m.	23 vs. Virginia Salem, VA 7 p.m.	24	25	26 at Rutgers (DH) Noon
27 at Rutgers Noon	28	29 vs. ETSU Kingsport, TN 6:30 p.m.	30 Liberty 3 p.m.			

MAY

SUN	MON	TUE	WED	THU	FRI	SAT
				1	2	3 St. John's (DH) Noon
4 St. John's Noon	5	6	7 Richmond 4 p.m.	8	9	10 at Pittsburgh (DH) Noon
11 at Pittsburgh Noon	12	13 Campbell 3 p.m.	14 VCU 3 p.m.	15	16 Notre Dame (DH) Noon	17 Notre Dame Noon
18	19	20	21	22 BIG EAST Conference Tournament Bridgewater, NJ	23	24
25	26	27	28	29	30	31

CHRIS WINTERFELDT

MIKE CRISCI

MATT DALTON

