

VIRGINIA TECH

TWO THOUSAND AND ELEVEN BASEBALL





HOUSTON ASTROS

AUSTIN WATES




TAMPA BAY RAYS

JESSE HAHN



ST. LOUIS CARDINALS

JUSTIN WRIGHT




BOSTON RED SOX

MATHEW PRICE



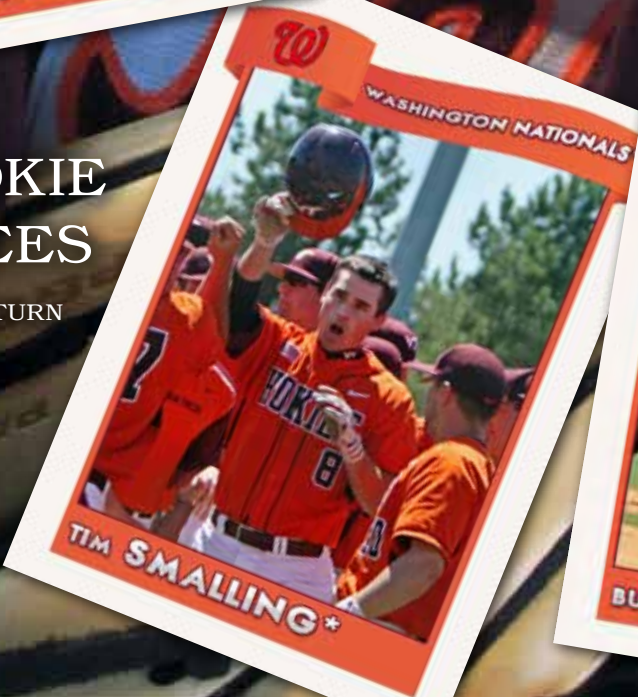
LOS ANGELES DODGERS

STEVE DOMECUS



TEXAS RANGERS

BEN ROWEN



WASHINGTON NATIONALS

TIM SMALLING*



KANSAS CITY ROYALS

BUDDY SOSNOSKIE

2010 HOKIE DRAFTEES

* ELECTED TO RETURN

HOKIEBALL

2011 VIRGINIA TECH BASEBALL



CREDITS

The 2011 Virginia Tech Baseball Media Guide is a publication of the Virginia Tech Athletics Communications Office. Design and layout were done by Allison Jarnagin. Cover design by Clark Ruhland. Editorial content was supplied by Marc Mullen, Matt Kovatch, Dave Smith, Torye Hurst, Allan Miller and Ed Moore. Photographic content was provided by David Knachel of the Tech Athletics Communications staff with special assistance from Michael Shroyer and Woody Veasey; Michael Kiernan and John McCormick of the University Photo Lab; Bill Setliff; David Schofield of Schofield Photographics; Gene Dalton; the Los Angeles Angels of Anaheim; the Detroit Tigers; Brian Fleming and Damian Salas.

Printing by PPI Sports, Minneapolis, MN
Additional copies of the media guide may be purchased by going to www.Hokiesports.com and clicking on the button for the "Media Guide Store." Guides for all sports will be added to the inventory as they become available.

Virginia Tech does not discriminate against employees, students, or applicants on the basis of age, color, disability, gender, national origin, political affiliation, race, religion, sexual orientation or veteran status. Anyone having questions concerning discrimination should contact the Office for Equal Opportunity at (540) 231-7500.

QUICK FACTS

Location: Virginia Tech is located in Blacksburg (pop. 42,000) in scenic southwest Virginia. The campus lies on a plain between the Blue Ridge and Allegheny Mountains, 2,100 feet above sea level.
History: Founded in 1872 as a land-grant university of the state.
Enrollment: 31,000+ full-time students
President: Charles W. Steger
Athletic Director: Jim Weaver
Nickname: Hokies
Colors: Chicago maroon and burnt orange
Conference: Atlantic Coast (seventh year)
Head Baseball Coach: Pete Hughes (Davidson, '90)
Record at Tech: 118-104 (fifth year)
Career Record: 420-317-2 (15th year)
Assistant Coach: Patrick Mason (Northeastern, '07)
Assistant Coach: Mike Kunigonis (American International, '01)
Volunteer Coach: Ryan Connolly, Notre Dame '09
Home Field: English Field (4,000), dimensions - Lines 330'; power alleys 375'; center 400'
2010 Record: 40-22 (24-8 home; 11-11 away; 5-3 neutral)
2010 ACC Record: 16-14 (fourth Coastal, third in ACC Tournament)
Final Rankings: #16 Baseball America, #20 Rivals.com, #23 NCBWA



TABLE OF CONTENTS

THE 2011 SEASON	
Quick Facts/Credits	1
Atlantic Coast Conference.....	2-3
Baseball Facilities	4-5
Season Outlook.....	6-8
THE 2010 SEASON	
In Review	9
Game-by-Game Results.....	10
Batting/Pitching/Fielding Stats	11
Easton Ad	12
MEET THE HOKIES - STAFF AND TEAM	
Head Coach Pete Hughes.....	14-15
Assistant Coach Patrick Mason	16
Assistant Coach Mike Kunigonis	17
Support Staff.....	18
Hokieball.....	19
Hokies in Summer Leagues	20
2011 Roster/Pronunciations.....	21
Player Profiles	22-38
FACILITIES & TEAM SUPPORT	
Athletic Facilities.....	40-41
Academic Support Services	42
Sports Medicine	43
Athletic Performance	44-45
Athletics Office of Student Life.....	46
HISTORY AND RECORD BOOK	
Tech's Major Leaguers	48-49
Tech's All-Americans	50-51
Conference Honors	52
Year-by-Year W-L, Coaches, Captains	53
Tech vs. All Opponents.....	54
Year-by-Year Results Since 1950	55-60
NCAA Appearances	60
Batting Records	61
Pitching Records.....	62
Fielding Records	63
Team Records	64
Top Five	65
Year-by-Year Leaders.....	66-70
Best Control/Toughest Strikeouts.....	70
Top Hitters/Batting Averages	71
Coaching Records.....	71
Hokie Highlights.....	72
VIRGINIA TECH & MEDIA INFORMATION	
What Is A Hokie?	73
About Virginia Tech	74-75
Blacksburg, Virginia	76
Athletics Director & Administration.....	77
Virginia Tech Media Information	78-79
Opponent Info/2011 Schedule	80

THE ATLANTIC COAST CONFERENCE >>

VIRGINIA TECH IS A PART OF THE NATION'S BEST COLLEGIATE BASEBALL LEAGUE



Virginia Tech AD Jim Weaver and ACC Commissioner John Swofford at the announcement that the Hokies would be joining the ACC.

THE TRADITION

Consistency. It is the mark of true excellence in any endeavor.

However, in today's intercollegiate athletics, competition has become so balanced and so competitive that it is virtually impossible to maintain a high level of consistency.

Yet the Atlantic Coast Conference has defied the odds. Now, in its 58th year of competition, the ACC has long enjoyed the reputation as one of the strongest and most competitive intercollegiate conferences in the nation. And that is not mere conjecture, the numbers support it.

Since the league's inception in 1953, ACC schools have captured 121 national championships, including 65 in women's competition and 56 in men's. In addition, NCAA individual titles have gone to ACC student-athletes 130 times in men's competition and 91 times in women's action.

ACC Baseball again made its mark nationally in 2010. The conference saw eight teams – Clemson, Florida State, Georgia Tech, Miami, North Carolina, NC State, Virginia and Virginia Tech – ranked nationally at some point during the regular season, and seven of those teams remained ranked in at least one poll entering NCAA play.

Florida State, seeded fifth in the ACC Championship field, won the tournament for the fifth time since joining the conference prior to the 1992 season. All of those titles have come under the watch of veteran coach Mike Martin, who posted his 1,600th career victory earlier in the 2010 season.

The championship game between FSU and NC State at Greensboro, N.C.'s NewBridge Bank Park attracted 6,724 fans, the sixth-most all-time and the most since the tournament adopted its current, round-robin pool play format in 2007.

NewBridge Bank Park proved to be a hitter-friendly venue that witnessed an ACC Championship-record 51 home runs by 36 different players in 13 games.

Miami catcher Yasmani Grandal was named the ACC Player of the Year, earned a Gold Glove and was a consensus All-America selection after batting .401 with 15 home runs and 60 RBIs. Virginia's Danny Hultzen (11-1, 2.78 ERA) earned ACC Pitcher of the Year and joined Grandal in raking in numerous national honors. ACC Freshman of the Year honors went to Duke's Marcus Stroman, and Virginia's Brian O'Connor was voted Coach of the Year. Six ACC teams won at least 40 games (including postseason), led by Virginia's 51 victories.

Fourteen ACC student-athletes were named to at least one All-America team. That included Georgia Tech junior shortstop Derek Dietrich, who was also named the ACC Scholar-Athlete of the Year. Dietrich was one of a league-record 64 ACC players taken in the June Major League Baseball First-Year Player Draft. That included four first-round selections – North Carolina pitcher Matt Harvey, Miami's Grandal, Georgia Tech pitcher Deck McGuire and Clemson outfielder Kyle Parker.

ACC teams posted a record of 249-99 against non-conference opposition, a winning percentage of .716.

A league-record eight ACC teams earned spots in the 2010 NCAA Championship field. Virginia, Georgia Tech and Miami were named as regional host schools, and Florida State earned an automatic berth as ACC champion. Clemson, North Carolina, NC State and Virginia Tech were also among the field of 64 teams.

Clemson, Florida State, Miami and Virginia reached the Super Regionals (final 16). Two teams moved on to the College World Series at Omaha, Neb., as Clemson topped Alabama in a best-of-three series, while Florida State turned back Vanderbilt in its Super Regional.

FSU appeared in the College World Series for the 20th time, while Clemson made its 12th appearance. After losing its first CWS game against TCU, the Seminoles bounced back with a win over Florida in the elimination game before suffering an 11-7 loss to TCU in a rematch.

Clemson won its first two games in Omaha, downing

top-seeded Arizona State, 6-3, and Oklahoma, 6-4, before dropping a pair of games to eventual NCAA champion South Carolina. This marked the fourth time in five years that the ACC placed multiple teams in the College World Series. A total of 12 ACC teams have appeared in the CWS over the past five seasons (2006-10).

The ACC has consistently infused Major League Baseball with talented players. The current 12 ACC schools have had 768 players selected in the MLB Draft since 1994, including 57 first-round picks. The conference's four student-athletes chosen in the first round in 2010 extended the ACC's streak of at least one player selected in the first round to 19 consecutive years.

The ACC has had at least 50 players taken in each of the last four drafts. The conference has also had multiple first-round selections in nine of the last 10 drafts.

The ACC has produced four No. 1 overall picks in North Carolina's B.J. Surhoff in 1985, Florida State's Paul Wilson in 1994, Clemson's Kris Benson in 1996 and Miami's Pat Burrell in 1998.

The 2010 MLB season saw former Florida State All-America catcher Buster Posey, a 2008 first-round draft pick by San Francisco, named the National League Rookie of the Year. Posey hit .305 with 18 home runs and 67 RBI to help key the Giants to the NL pennant and eventual World Series title.

2009-10 IN REVIEW

The 2009-10 academic year saw league teams capture an all-time high eight national team titles and nine individual NCAA crowns. In all, the ACC has won 50 national team titles over the last 13 years. The ACC has won two or more NCAA titles in 28 of the past 30 years.

The ACC was the only conference in America to place four of its teams in the final Top 10 rankings of the 2009-10 Learfield Director's Cup Standings - symbolic of the nation's top overall programs - as Virginia (3rd), Florida State (5th), North Carolina (7th) and Duke (10th) all were ranked nationally in the Top 10.

A total of 123 ACC teams placed in NCAA post-season competition in 2009-10. League teams compiled a 116-64-3 (.637) mark against opponents in NCAA championship competition. The ACC had 96 teams ranked in the Top 25 polls, including 42 ranked among their sport's top 10.

THE CHAMPIONSHIPS

The conference will conduct championship competition in 25 sports during the 2010-11 academic year - 12 for men and 13 for women. The first ACC championship was held in swimming on February 25, 1954. The conference did not conduct championships in cross country, wrestling or tennis during the first year.

The 12 sports for men include football, cross country, soccer, basketball, swimming, indoor and outdoor track, wrestling, baseball, tennis, golf and lacrosse. Fencing, which was started in 1971, was discontinued in 1981.

Women's sports were initiated in 1977 with the

first championship meet held in tennis at Wake Forest University.

Championships for women are currently conducted in cross country, field hockey, soccer, basketball, swimming, indoor and outdoor track, tennis, golf, lacrosse, softball and rowing with volleyball deciding its champion by regular season play.

A HISTORY

The Atlantic Coast Conference was founded on May 8, 1953, at the Sedgefield Inn near Greensboro, N.C., with seven charter members - Clemson, Duke, Maryland, North Carolina, North Carolina State, South Carolina and Wake Forest - drawing up the conference by-laws.

The withdrawal of seven schools from the Southern Conference came early on the morning of May 8, 1953, during the Southern Conference's annual spring meeting. On June 14, 1953, the seven members met in Raleigh, N.C., where a set of bylaws was adopted and the name became officially the Atlantic Coast Conference.

Suggestions from fans for the name of the new conference appeared in the region's newspapers prior to the meeting in Raleigh. Some of the names suggested were: Dixie, Mid South, Mid Atlantic, East Coast, Seaboard, Colonial, Tobacco, Blue-Gray, Piedmont, Southern Seven and the Shoreline.

Duke's Eddie Cameron recommended that the name of the conference be the Atlantic Coast Conference, and the motion was passed unanimously. The meeting concluded with each member institution assessed \$200.00 to pay for conference expenses.

On December 4, 1953, conference officials met again at Sedgefield and officially admitted the University of Virginia as the league's eighth member. The first, and only, withdrawal of a school from the ACC came on June 30, 1971, when the University of South Carolina tendered its resignation. The ACC operated with seven members until April 3, 1978, when the Georgia Institute of Technology was admitted. The Atlanta school had withdrawn from the Southeastern Conference in January of 1964.

The ACC expanded to nine members on July 1, 1991, with the addition of Florida State University.

The conference expanded to 11 members on July 1, 2004, with the addition of the University of Miami and Virginia Polytechnic Institute and State University. On October 17, 2003, Boston College accepted an invitation to become the league's 12th member starting July 1, 2005.

2010 ACC FINAL STANDINGS

Coastal Division	Conference				Overall			
	W	L	T	Pct.	W	L	T	Pct.
Virginia	23	7	0	.767	51	14	0	.785
Georgia Tech	21	9	0	.700	47	15	0	.758
Miami	20	10	0	.667	43	20	0	.683
Virginia Tech	16	14	0	.533	40	22	0	.645
North Carolina	14	16	0	.467	38	22	0	.633
Duke	8	22	0	.267	29	27	0	.518
Atlantic Division	W	L	T	Pct.	W	L	T	Pct.
Clemson	18	12	0	.600	45	25	0	.643
Florida State	18	12	0	.600	48	20	0	.706
NC State	15	15	0	.500	38	24	0	.613
Boston College	14	16	0	.467	30	28	0	.517
Wake Forest	8	22	0	.267	18	37	0	.327
Maryland	5	25	0	.167	17	39	0	.304

2009-10 NATIONAL CHAMPIONSHIPS



Field Hockey North Carolina
 Women's Soccer North Carolina
 Men's Soccer Virginia
 Men's Basketball Duke
 Men's Ice Hockey ... Boston College
 Men's Lacrosse..... Duke
 Women's Lacrosse... Maryland
 Rowing..... Virginia




Photo by BrianFlemingPhotography.com



DURHAM BULLS ATHLETIC PARK TO HOST ACC CHAMPIONSHIP MAY 25-29, 2011

Located downtown with a seating capacity of 10,000, Durham Bulls Athletic Park serves as home to the Tampa Bay Rays Triple-A affiliate and has been the host venue for the ACC Baseball Championship on four prior occasions (1996, 1998, 1999 and 2009). The ballpark reflects many characteristics of old-time parks and the historic downtown Durham architecture. A 32-foot-high wall stands in left field 305 feet from home plate, resembling Fenway Park's Green Monster. The Blue Monster, as it's called in Durham, contains a similar old-style manual scoreboard. The ballpark's most distinctive feature is the Bull that stands tall above the Blue Monster. The Bull was modeled after the bull used in the 1988 film, "Bull Durham". The actual bull from the movie is hung in the concourse level of the DBAP.

A roof covers approximately 2,500 seats behind home plate and down both the first-and-third base lines to the end of each dugout. All seats at the DBAP are extra wide with seat backs, extra leg room and over 95 percent of the seats have cup holders. The stadium was designed and built so that every seat gives fans a great view of the field with an intimate ballpark feel.

To purchase full-tournament passes to the 2011 ACC Baseball Championship, call the Durham Bulls ticket office at 919-956-BULL or order online through the team's web site (<http://www.dbulls.com/tickets>).

BASEBALL FACILITIES >>

ENGLISH FIELD AND THE HOKIES INDOOR BASEBALL FACILITY

Scenic English Field continues to provide Virginia Tech with a first-class campus setting for college baseball, day or night. The field, which was officially dedicated during a special ceremony on April 8, 1989, is named for the late E.R. 'Red' English and his wife, Ruth, who provided financial support for construction of the field.

Located at the intersection of Rt. 314 and Duckpond Drive, English Field features 1,033 permanent chair-back seats in its concrete stands. An anonymous donor made the seats possible through a contribution. The stands also include easy-access handicapped sections, which are located at the top of the stands on each side of the center section.

In the summer of 2008, the terracing of the hill along the third base/left field line was completed to provide fans with a new, unique and comfortable way to take in the action. When added to the permanent seats in the grandstand, the new terracing allows for approximately 4,000 fans to be accommodated at any given time. The terracing includes a sloping, paved walkway to allow for wheelchair access and easy navigation.

The terrace looks much like one would see in an outdoor amphitheatre and features a series of steps/seating areas constructed with VERSA-LOK walls and sod-type pads. There is about seven feet of space between each terrace, so there is plenty of room to put blankets down and for children to play.

Coinciding with the terracing project was the realignment of the left and right field foul line fences. Both were cut in tighter to the playing field, significantly reducing the foul territory in the outfield. This change not only provided a new element to the play on the field, but it also allowed the terraces to get a little closer to the action, both increasing room for attendance and giving fans a new and unique viewpoint from which to watch the game. This renovation also

included the addition of new bullpens.

A completely new drainage system was installed during fall 2005, along with a new eight-foot wooden outfield fence and a new net backstop behind the plate. The previous spring, a new scoreboard and message center were added along with additional landscaping and a concrete patio behind the stands.

Prior to the 2004 season, a new lighting system was installed. The Hokies played their first baseball game under the lights in Blacksburg on April 28 of that year, defeating VMI, 8-0.

A permanent press box was completed in January 1997. The two-story building located at the top of the stands behind home plate provides a working area for game operations workers and media, as well as two broadcast booths. It also houses a concession stand and restrooms, and a brand-new sound system that was installed in 2008. The press box was equipped with new windows in January of 2010.

The field, which was constructed by the S. Lewis Lionberger Company, has dimensions of 330 feet down the lines, 375 feet in the power alleys and 400 feet to center field. The natural grass surface is composed of a mixture of rye and bluegrass.

Other features include spacious dugouts faced with Hokie Stone, bullpens that are located near each dugout and a practice-hitting cage along the right field line. Security fencing was added in January 2003. The landscaping also allows for further expansion of the facilities as needed, as evidenced by brand-new indoor hitting facility that was completed in December of 2009.

Located just beyond the left field foul pole at English Field, the 8,000-square foot facility serves the Hokies in a number of ways. There are four separate batting cages that can be employed for hitting purposes, but if the team wants to work

on fielding and/or throwing, those cages can be raised to open up an area of turf that is nearly as big as the size of a normal infield. It also has large, garage-like doors that can be opened for an open-air atmosphere, as well as a great view of the field, if the weather permits.

The floor of the building is outfitted with field turf, which allows for a natural roll of the ball. Also included are two instructional video labs, one for pitchers and one for hitters. The facility is also equipped with video cameras that can film the players from both side and front angles, and the players can then view themselves in the labs on computer monitors for immediate feedback on form and execution.

E.R. English, a native of Altavista, Va., played as an offensive and defensive guard on Virginia Tech football teams from 1930-33 and graduated from Virginia Tech in 1934. English contributed to Tech athletics for over 50 years and was one of the founders of The Student Aid Association in 1949. He served as president of that organization two of its first three years. English received the most outstanding alumni award at Tech in 1984.

Through a generous gift from alumnus George Sampson, the home team dugout was named for long-time Tech baseball coach G.F. 'Red' Laird during a ceremony on April 12, 1991. Laird recruited and coached Sampson at Tech.

The Hokies opened play at their new home with a 7-2 victory against George Mason University on March 22, 1989, and went on to post a 17-7 home record during their first season in the facility. Heading into the 2011 season, Tech's 22-year mark at English Field is 367 wins, 184 losses and three ties.

Prior to the opening of English Field, Tech played its home baseball games at Tech Park, where it compiled a 431-122-1 record over 34 seasons.





The new indoor facility (left page) has provided a major facelift to English Field's surroundings (above). The project was completed on the heels of the terracing of the left-field hill (below), which provides a unique and relaxing atmosphere for fans to watch the Hokies.



2011 OUTLOOK >>

Tim Smalling



Michael Seaborn



Matt Blow



Where one person sees challenges, another sees opportunities.

That is the how Virginia Tech Head Coach Pete Hughes envisions his roster entering the 2011 baseball season.

Many will point, and rightfully so, to everything the Hokies lost after their best season since the turn of the century, or depending on how you view success and the ultimate goal entering a season, the best result in more than 50 years.

"Last year was a breakthrough year, it finally legitimized our program and its changing into a winning culture," said Hughes. "We broke through a lot of thresholds that we could never get through, beating top 10 opponents and being nationally recognized. Those things haven't happened around here in a while.

"Now, to complete the evolution of becoming a top 25 program, you have to sustain your success over the long haul. That means when you get decimated in the draft you still continue to be a winner at the highest levels of college baseball. That's our next step; that's our next goal as a program, is to sustain our success."

Recapping the highlights from a year ago – Tech earned a Top 25 ranking for the first time since 1992, climbing as high as 12th in both the Baseball America and Rivals.com polls on May 17; Tech finished one game shy of the ACC title game, dropping a 10-inning 9-8 decision to NC State on May 30; and Tech earned a berth in the NCAA Tournament for the first time since 2000 and won a pair of games for the first time since 1954, before losing to eventual 2010 NCAA Champion South Carolina on June 6.

However, much of that team is gone as a school record seven players were lost to the Major League Draft, the second most of any school in the conference. Gone are four pitchers, who combined for 58% of the innings, 61% of the strikeouts, 63% of the wins, and 71% of the starts. Also departed are seven offensive players that produced 55% of the runs and hits, 52% of the runs driven in, and 54% of the home runs.

"On a positive note, when you lose your starting rotation early to the draft, it creates opportunities for a lot of really good players," said Hughes. "I am excited for those guys to have that opportunity that may have come a year before they anticipated. I am really anxious to see who is going to step up and take advantage of the situation they are presented with."

Tech does return a number of guys with a lot of experience and nowhere does that show more than in the infield, the first stop in a look around the 2011 Hokies' diamond.

INFIELD

"The strength of our team this year is going to be the experience of our positional guys, specifically up the middle with Tim Smalling and Mike Seaborn at short and second," said Hughes. "Those guys have played a ton of baseball for us.

"They've got to be one of the oldest double-play combinations in the country; I think they're both 23-years old. I say that in jest, however that does bring a lot of experience and a lot of productivity in the middle of our defense and in the middle of our line-up."

Hughes is correct in his assessment of the pair's age, as the two were born on the same day – October 14, 1987. Separated by 745 miles on that day (Smalling in Clifton, N.J. and Seaborn in Atlanta, Ga.), have come a long way. Each started their college days at SEC schools (Arkansas and Kentucky, respectively), but the two will be less than 100 feet apart for at least 56 games this season.

The seniors have each started at least 150 collegiate games and last season each ranked in the top 15 in assists (Seaborn, ninth, 163 and Smalling, 13th, 152) in the ACC. They also helped to turn 49 double plays for the Hokies.

"I think if you look at our infield, that is as experienced as an infield can have," said Hughes. "With guys like Smalling and Seaborn, then you add in Tony Balisteri, Ronnie Shaban, Matt Blow, all these guys that have played a lot of baseball for us and are good players. No doubt, you look at our infield and that is the strength of our team."

Offensively, Seaborn was one of three players to start every game during the year for the Hokies, and all 62 were at second base. He batted .283 with 65 hits, including 12 doubles, a triple and seven home runs, while he scored 43 runs and drove in 44.

Smalling, who was a 14th-round selection by the Washington Nationals in the 2010 Major League Baseball First-Year Player Draft in June returns to Tech after starting all 51 games he played at shortstop. He batted .349 (third-best on the team) with 73 hits, including 14 doubles, four triples (second on the team) and seven home runs, while he scored 51 times and drove in 37 more.

Shaban started 61 of the 62 games played, with 32 at first, 28 at third and one at short. He led the team with 19 multi-RBI games, including nine with at least three, batted .346 with 82 hits, including 20 doubles (second on the team), three triples and eight home runs. He drove in a team-high 67 runs, while crossing the plate 54 times. He finished the season tied for 117th in the nation in doubles and 77th in the country in RBI.

Balisteri made 32 starts last year, all in the infield with 24 coming at third, while Blow made 23 starts with 10 at first base. The pair combined for 48 hits, which included nine doubles and seven home runs. They scored 35 runs and registered 32 RBI in their time on the field.

OUTFIELD

A question mark entering the season is the outfield, as just sophomore Andrew Rash returns with any starts (10). He finished with a .344 average in his limited role, but held a .633 slugging percentage thanks to six doubles and six home runs. He also scored 18 times and drove in 16.

Leaving the team due to graduation were centerfielder Sean Ryan (all 62 starts) and Mike Kaminski and his 23 starts in right, while Austin Wates (23 starts in right), Buddy Sosnoskie (37 in left), and Steve Domecus (14 in left) were all part of the 2010 draft class.

However, a pair of Hokies who redshirted last season, two more incoming junior transfers and three freshmen will all look to crack the starting line-up. Highlighting those players looking to earn some starts are redshirt freshman Tyler Horan and junior transfers Jake Atwell and Gabe Ortiz.

Horan was impressive during the summer, as he was named the Southern League's MVP after leading his team to the title. He batted .360 with a .436 on-base percentage while swiping 16 bags. He also finished second, after teammate Rash, in the league's All-Star Home Run Derby.

Atwell played two years for Northeast Texas and in the two seasons, batted a combined .379 with 157 hits, 90 RBI and 97 runs scored, while hitting 24 doubles, 11 triples and seven home runs and drawing 57 walks and stealing 33 bases

CATCHERS

Left from the program was 43-game starter Domecus and 19-game starter Anthony Sosnoskie. So, no current Hokie has starting experience behind the plate from last year, but that means all three guys have a shot at earning the starter's role and the competition should bring out the best in all of them.

Senior Chris Kay will have an edge after being with the program the past three seasons, but redshirt freshman Chad Morgan and true freshman Scott Heelan are in the mix.

"This has always been the deepest part of our program the last couple years, but this year we have guys who haven't played on a regular basis and I'm curious to see what happens here," said Hughes. "Chris Kay hasn't played substantial time, but when he has, he has been a pretty dependable guy for us. Chad Morgan hasn't caught in a college game, and neither has Scott Heelan.

"So, you look at catcher, two outfield positions and starting pitching, where we have not had a lot of experience on an everyday basis coming back, but we have good baseball players. We need to get those guys settled in and comfortable as soon as possible."

STARTING PITCHING

This is the third area, and probably the hardest hit, for the Hokies by the draft. Three weekend starters, including two juniors and one sophomore, were selected and left the cupboard a little bare.


"Joe Mantipty, Manny Martir and Marc Zecchino are really the guys that have the experience with innings, but nobody in our program has weekend starting experience to the degree that I am comfortable with," said Hughes.

"Zecchino had a really good summer [in the Cape Cod League], so I expect him to get settled in and be a good pitcher for us this year. Mantipty had success as a freshman, and I only expect him to get better. And then I look at that third weekend spot and Martir certainly has the stuff to be able to pitch on the weekends."

That trio combined for 14 starts during the 2010 season, with Mantipty posting the most innings (57.2) and strikeouts (59), while Zecchino tossed 43.2 innings and had 26 strikeouts and Martir went 35 innings with 39 Ks.

Zecchino's numbers in the summer, as Hughes eluded to, included a 2-1


Andrew Rash



Chris Kay



Ronnie Shaban



record and a 2.08 ERA in 34.2 innings with 28 Ks, while opponents batted just .214 against him. Mantiply threw 34 innings in the Cal Ripken League (3-0, 3.21 ERA, 34 IP, 24 K), while Martir was in the Valley League (4-3, 2.93 ERA, 46 IP, 39K).

"We also have Patrick Scoggin, who is determined to win a weekend spot, and Eddie Campbell, who as a freshman, is very polished and is competing like crazy for a weekend spot," said Hughes. "But we also need a couple of guys to win on the weekday, as well, and I like Joey Parsons and Colin O'Keefe to bolster some of that starting rotation.

"Winning is winning. A Tuesday win is just as important; it's a win that keeps the momentum going for the next weekend. So those are our starters, and the key is to have three solid guys that are going to give you five to six innings every start."

RELIEF PITCHING

"I think the other strength of our program this year will be the back end of our bullpen," said Hughes. "We've got guys like Brandon Fisher, Jake Joyce, Ronnie Shaban, and Sean McDermott, who will be at the back end of our bullpen. There is a lot of experience there.

"It will really allow us to shorten a game, and I have tremendous confidence in all those guys as competitors and I have a lot of confidence in their stuff."

The best out of the pen last year was Ben Rowen, who was the fourth pitcher selected in the draft, and was 5-2 with six saves and a 2.67 ERA in 54 innings.

This year's quartet took care of business last season in their limited roles out of the pen. They combined for a 4-1 record in almost 70 innings of work in 52 appearances in relief and struck out 60 batters.

Despite his limited time on the mound (13 total innings), Shaban is the front-runner to step into Rowen's role and close games this year for the Hokies.

SCHEDULE

As a member of the ACC, any team can expect to face at least four ranked teams and at least five teams that made the NCAA Tournament the prior season, as the conference has put at least five teams in for nine straight years.

The same can be said this season as six teams are ranked in College Baseball's preseason poll and the Hokies will play eight teams that advanced to NCAAs last year.

The difference in 2011 is, of the 20 games against NCAA Tournament teams last year, 15 will be played at English Field and those are all ACC contests. Tech will host North Carolina, Virginia, Florida State, Clemson and Georgia Tech, with, as Hughes sees it, a clear advantage.

"I think this year, we have the best home schedule since I've been here," he said. "We should benefit from having five top-25 programs come in to English Field. Just the fact that we get to play [those teams] all at home is huge for us.

"I think our kids are very comfortable here at English Field. It is where we work everyday. Our guys love playing at home and are truly energized by the Blacksburg faithful and Hokie Nation."

The five games the Hokies play against Tournament teams from a year ago on the road all happen in the first month of the season, which are at Coastal Carolina the first weekend of the year, and at Florida Atlantic and at Miami in the same week in early March.

Only twice has a Tech team returned to the NCAA Tournament in back-to-back seasons, 1976-77 and 1999-00, and Hughes suggests that is where he expects this team to be this season.

"We need to continue to win and I'm really looking forward to this season because, it's huge for our program to make that jump to be a consistent winner, to survive drafts and roster changes, and still maintain a level of success," he said. "Our challenge is to win consistently at the highest levels no matter what happens to your roster.

"You get smacked with the draft, you come back the next year with young guys and win. Because you're getting good players, you develop good players, you cultivate a winning environment so that the draft or injuries can't prevent you from being a really good program from year to year. And to me that is what a top 25 program does."

2010 IN REVIEW >>



A TIMELINE OF HIGHLIGHTS

February 19: Virginia Tech opens its 117th season of baseball against Kentucky.

March 6: The Hokies combine to throw back-to-back shutouts for the first time in seven years, blanking Long Island, 6-0 and 11-0, at English Field. It was also the first-known double-header shutout at home in Tech history.

March 9: Steve Domecus hit a two-run home run in the bottom of the eighth inning to lift Tech to a 5-4 victory over Bryant, extending its longest winning streak since 1999 to nine games.

March 15: Tim Smalling became the first Hokie to hit for the cycle since 2002 as Tech defeated Columbia, 22-10. They registered a season-high for runs (22), hits (26), home runs (5) and RBI (20) in the victory.

March 26: Justin Wright tossed a four-hit complete game shutout as the Hokies downed Wake Forest, 7-0. He would be named ACC Pitcher of the Week for the effort.

April 3: Ronnie Shaban hits a grand slam to help the Hokies to an 8-7 win at #4 Florida State and its first-ever series win over the Seminoles, as Tech took the Friday game, 10-5. The victory also marked the 400th in head coach Pete Hughes' career.

April 5: The Hokies sweep the ACC Baseball Awards as Austin Wates is the Player and Justin Wright is the Pitcher of the Week. The Hokies also earn the 25th spot in the national rankings released by *Baseball America* for the first time since March 1992.

April 9: Pete Hughes wins his 100th career game as the head coach at Virginia Tech as the Hokies defeat #9 Miami, 9-7, thanks to a three-run home run in the seventh by Ronnie Shaban.

April 12: After taking two-of-three from then #9 Miami, Tech moves up to #20 in the *Baseball America* poll and is also ranked by *Collegiate*

Baseball (25), National Collegiate Baseball Writers Association (29), and *Rivals.com* (24).

April 18: Tech defeats #1 Virginia, 8-5, after scoring five runs in the top of the ninth as Buddy Sosnoskie smacked a bases-clearing double to put Tech ahead. It marked the third win over a #1 team for the Hokies in the past five seasons.

April 25: The Hokies finish off a suspended game and defeat #3 Georgia Tech, 10-3, and earn the series win over the Yellow Jackets as Tony Balisteri drives in a game-high three runs.

May 1: Mathew Price threw his second complete game of the season to lead Tech to another ACC series win, this time a 3-1 win over Boston College. It was the team's 13th conference win, marking a new season high in the league.

May 9: Tech completes a weekend shutout sweep of Savannah State with a 7-0 victory on Mother's Day. The win was the Hokies' 34th of the season, tying for the most since the 1999 season. It was also the seventh shutout of the year, tying for the most since the 1978 season.

May 10: Tech moves to 15th in both the *Baseball America* and *Rivals.com* polls. The team is also ranked in the following polls: National Collegiate Baseball Writers Association (16), *USA Today/ESPN* (18), and *Collegiate Baseball* (21).

May 15: Michael Seaborn hit Tech's fourth grand slam of the season as the Hokies rolled to an 18-8 victory over Duke, giving the team another ACC series win and a 16th conference victory, the most ever as a member of the league.

May 17: Catcher Steve Domecus is named the ACC's Player of the Week, pushing Tech's haul for the season to four total, the most ever in a season in the conference. Tech also earns its highest ranking of the season at 12th in both the *Baseball America* and *Rivals.com* polls. Also, the highest rank since 1982.

May 23: Virginia Tech earns the sixth seed in the ACC Championship, making the trip for the first time since 2005.

May 24: A school record four Tech players are named to the All-ACC Baseball Team as Austin Wates (OF) becomes the first ever Hokie first-team All-ACC player, and Steve Domecus (C), Justin Wright (SP) and Ben Rowen (RP) are named to the second team.

May 28: Justin Wright threw a four-hit, 15-strikeout, complete game shutout in Tech's ACC Championship opener against Georgia Tech, a 6-2 victory. He would later be named National Pitcher of the Week for the effort.

May 30: Tech loses to NC State, 9-8, in 10 innings, ending its run one game shy of the ACC title game. Three members of the team - Steve Domecus, Austin Wates and Justin Wright - are named to the All-Tournament Team.

May 31: Virginia Tech is named an at-large team for the NCAA Baseball Tournament, its first berth since 2000, and will open up play in the South Carolina regional as the No. 2 seed.

June 5: After dropping its first game a day earlier, Tech defeats Bucknell, 16-7, for its first NCAA Tournament victory since 1999 as Ronnie Shaban has three hits, scores three runs and drives in four.

June 6: The Hokies avenge their opening loss by eliminating The Citadel, 4-3. Buddy Sosnoskie homers in the win as he and Austin Wates drive in two each, marking the first time since 1952, the team won a pair of games in the NCAA Tournament. Later that day, Tech is eliminated by eventual 2010 NCAA Champion South Carolina, 10-2, ending the Hokies' season.

June 8-9: A record eight Hokies are selected in the Major League Baseball First-Year Player Draft. They were outfielder Austin Wates (third round, Houston), right-handed pitcher Jesse Hahn (sixth round, Tampa Bay), right-handed pitcher Mathew Price (eighth round, Boston), catcher Steve Domecus (ninth round, Los Angeles Dodgers), shortstop Tim Smalling (14th round, Washington), right-handed pitcher Ben Rowen (22nd round, Texas), outfielder Buddy Sosnoskie (25th round, Kansas City) and Justin Wright (47th round, St. Louis).

2010 RESULTS >>

VIRGINIA TECH BASEBALL

2010 GAME-BY-GAME RESULTS

Date	Opponent	Score	Inns	Overall	ACC	Pitcher of record	Attend	Time
^ Feb 19, 2010	vs Kentucky	L 6-15	9	0-1-0	0-0-0	Wright, J (L 0-1)	348	3:24
^ Feb 20, 2010	at #12 Coastal Carolina	L 5-13	9	0-2-0	0-0-0	Price, M (L 0-1)	973	3:43
^ Feb 21, 2010	vs West Virginia	w 14-3	9	1-2-0	0-0-0	Hahn, J (W 1-0)	310	2:30
Feb 26, 2010	at Charleston Southern	w 17-2	9	2-2-0	0-0-0	Wright, J (W 1-1)	127	3:12
Feb 27, 2010	at Charleston Southern	w 4-2	9	3-2-0	0-0-0	Hahn, J (W 2-0)	235	2:30
Feb 28, 2010	at Charleston Southern	w 13-1	9	4-2-0	0-0-0	Mantiply, J (W 1-0)	224	2:55
Mar 05, 2010	LONG ISLAND	w 9-2	9	5-2-0	0-0-0	Wright, J (W 2-1)	175	2:24
Mar 06, 2010	LONG ISLAND-1	w 6-0	9	6-2-0	0-0-0	Hahn, J (W 3-0)	225	2:32
Mar 06, 2010	LONG ISLAND-2	w 11-0	9	7-2-0	0-0-0	Mantiply, J (W 2-0)	225	2:32
Mar 07, 2010	LONG ISLAND	w 12-4	9	8-2-0	0-0-0	Price, M (W 1-1)	263	2:59
Mar 09, 2010	BRYANT	w 5-4	9	9-2-0	0-0-0	Rowen, B (W 1-0)	134	3:07
Mar 10, 2010	BRYANT	L 3-5	9	9-3-0	0-0-0	Scoggin, P (L 0-1)	123	2:44
* Mar 12, 2010	MARYLAND	L 0-10	9	9-4-0	0-1-0	Wright, J (L 2-2)	67	3:06
* Mar 13, 2010	MARYLAND	w 13-4	9	10-4-0	1-1-0	Hahn, J (W 4-0)	264	2:53
* Mar 14, 2010	MARYLAND	w 8-4	9	11-4-0	2-1-0	Price, M (W 2-1)	323	2:46
Mar 15, 2010	COLUMBIA	w 22-10	9	12-4-0	2-1-0	Joyce, J (W 1-0)	103	3:52
Mar 16, 2010	RIDER	w 11-8	9	13-4-0	2-1-0	Fisher, B (W 1-0)	114	2:57
Mar 17, 2010	RIDER	L 6-10	9	13-5-0	2-1-0	Martir, M (L 0-1)	511	2:33
* Mar 19, 2010	at #7 Clemson	L 0-3	9	13-6-0	2-2-0	Wright, J (L 2-3)	3862	2:40
* Mar 20, 2010	at #7 Clemson-1	L 2-5	9	13-7-0	2-3-0	Hahn, J (L 4-1)	-	2:43
* Mar 20, 2010	at #7 Clemson-2	L 8-13	9	13-8-0	2-4-0	Mantiply, J (L 2-1)	5580	3:27
Mar 24, 2010	LIBERTY	w 10-0	9	14-8-0	2-4-0	Martir, M (W 1-1)	249	2:48
* Mar 26, 2010	WAKE FOREST	w 7-0	9	15-8-0	3-4-0	Wright, J (W 3-3)	112	2:26
* Mar 27, 2010	WAKE FOREST-1	L 0-5	9	15-9-0	3-5-0	Hahn, J (L 4-2)	1012	2:46
* Mar 27, 2010	WAKE FOREST-2	w 2-1	9	16-9-0	4-5-0	Price, M (W 3-1)	421	2:06
Mar 30, 2010	#29 VMI	w 11-3	9	17-9-0	4-5-0	Martir, M (W 2-1)	161	2:57
Mar 31, 2010	at East Tennessee State	w 14-3	9	18-9-0	4-5-0	Scoggin, P (W 1-1)	556	2:48
* Apr 02, 2010	at #4 Florida State	w 10-5	9	19-9-0	5-5-0	Wright, J (W 4-3)	4362	2:38
* Apr 03, 2010	at #4 Florida State	w 8-7	9	20-9-0	6-5-0	Price, M (W 4-1)	5199	3:06
* Apr 04, 2010	at #4 Florida State	L 6-9	9	20-10-0	6-6-0	Martir, M (L 2-2)	4210	3:09
Apr 06, 2010	NC CENTRAL	w 13-0	7	21-10-0	6-6-0	Parsons, J (W 1-0)	893	2:08
* Apr 09, 2010	#9 MIAMI	w 9-7	9	22-10-0	7-6-0	Rowen, B (W 2-0)	952	3:18
* Apr 10, 2010	#9 MIAMI	L 2-9	9	22-11-0	7-7-0	Price, M (L 4-2)	3057	2:36
* Apr 11, 2010	#9 MIAMI	w 4-2	9	23-11-0	8-7-0	Hahn, J (W 5-2)	2112	2:31
Apr 13, 2010	NORTH CAROLINA A&T	w 5-1	9	24-11-0	8-7-0	Fisher, B (W 2-0)	254	2:23
* Apr 16, 2010	at #1 Virginia	L 2-4	9	24-12-0	8-8-0	Rowen, B (L 2-1)	4219	2:48
* Apr 17, 2010	at #1 Virginia	L 2-8	9	24-13-0	8-9-0	Price, M (L 4-3)	4219	2:50
* Apr 18, 2010	at #1 Virginia	w 8-5	9	25-13-0	9-9-0	Rowen, B (W 3-1)	4219	3:15
Apr 20, 2010	at Radford	w 16-6	9	26-13-0	9-9-0	Martir, M (W 3-2)	310	2:49
* Apr 23, 2010	at #3 Georgia Tech	w 3-1	(11)	27-13-0	10-9-0	Rowen, B (W 4-1)	1425	3:17
* Apr 24, 2010	at #3 Georgia Tech	w 10-3	9	28-13-0	11-9-0	Price, M (W 5-3)	1226	2:24
* Apr 25, 2010	at #3 Georgia Tech	L 12-14	9	28-14-0	11-10-0	Zecchino, M (L 0-1)	4419	3:19
Apr 27, 2010	at VMI	w 9-2	9	29-14-0	11-10-0	Mantiply, J (W 3-1)	509	2:50
* Apr 30, 2010	BOSTON COLLEGE	w 9-4	9	30-14-0	12-10-0	Wright, J (W 5-3)	1856	3:08
* May 01, 2010	BOSTON COLLEGE	w 3-1	9	31-14-0	13-10-0	Price, M (W 6-3)	2281	2:07
* May 02, 2010	BOSTON COLLEGE	w 10-5	9	32-14-0	14-10-0	McDermott, S (W 1-0)	1707	2:44
May 04, 2010	DAVIDSON	L 10-14	9	32-15-0	14-10-0	Martir, M (L 3-3)	496	3:07
May 08, 2010	SAVANNAH STATE	w 12-0	9	33-15-0	14-10-0	Wright, J (W 6-3)	552	2:55
May 09, 2010	SAVANNAH STATE	w 7-0	9	34-15-0	14-10-0	Price, M (W 7-3)	329	2:38
* May 14, 2010	DUKE	w 11-3	9	35-15-0	15-10-0	Wright, J (W 7-3)	604	2:35
* May 15, 2010	DUKE	w 18-8	9	36-15-0	16-10-0	Zecchino, M (W 1-1)	958	3:06
* May 16, 2010	DUKE	L 7-11	9	36-16-0	16-11-0	Hahn, J (L 5-3)	1671	3:04
* May 20, 2010	at #26 North Carolina	L 6-13	9	36-17-0	16-12-0	Wright, J (L 7-4)	1235	3:21
* May 21, 2010	at #26 North Carolina	L 3-5	9	36-18-0	16-13-0	McDermott, S (L 1-1)	2043	2:56
* May 22, 2010	at #26 North Carolina	L 2-10	9	36-19-0	16-14-0	Hahn, J (L 5-4)	2012	2:52
# May 27, 2010	vs #6 Georgia Tech	w 6-2	9	37-19-0	16-14-0	Wright, J (W 8-4)	3027	2:35
# May 28, 2010	vs #16 Clemson	w 9-8	9	38-19-0	16-14-0	Rowen, B (W 5-1)	3419	2:56
# May 29, 2010	vs NC State	L 9-10	(10)	38-20-0	16-14-0	Rowen, B (L 5-2)	4456	3:56
! Jun 04, 2010	vs #30 Citadel	L 2-7	9	38-21-0	16-14-0	Wright, J (L 8-5)	5075	2:45
! Jun 05, 2010	vs Bucknell	w 16-7	9	39-21-0	16-14-0	Martir, M (W 4-3)	4302	2:47
! Jun 06, 2010	vs #30 Citadel	w 4-3	9	40-21-0	16-14-0	Mantiply, J (W 4-1)	4224	2:37
! Jun 06, 2010	at #8 South Carolina	L 2-10	9	40-22-0	16-14-0	Price, M (L 7-4)	6233	2:41

* = Conference game; ^ = Caravelle Resort Tournament, Conway, SC
 # = ACC Tournament, Greensboro, NC; ! = NCAA Regional, Columbia, SC
 () extra inning game

2010 STATS >>

VIRGINIA TECH BASEBALL - 2010 STATISTICS

RECORD: 40-22 HOME: 24-7 AWAY: 11-12 NEUTRAL: 5-3 ACC: 16-14

Batting

Player	avg	gp-gs	ab	r	h	2b	3b	hr	rbi	tb	slg%	bb	hp	so	gdp	ob%	sf	sh	sb-att	po	a	e	fld%
21 Austin Wates	.382	60-59	225	61	86	16	5	8	54	136	.604	36	14	30	5	.491	2	0	18-21	247	12	5	.981
26 Steve Domecus	.365	62-62	252	62	92	27	1	13	60	160	.635	16	14	30	2	.428	3	2	12-15	338	58	8	.980
8 Tim Smalling	.349	51-51	209	51	73	14	4	7	37	116	.555	15	4	39	1	.398	3	0	5-8	68	151	15	.936
7 Buddy Sosnoskie	.347	53-48	202	46	70	10	2	13	48	123	.609	12	4	25	5	.393	1	5	5-10	49	2	3	.944
29 Ronnie Shaban	.346	62-61	237	54	82	20	3	8	67	132	.557	33	5	45	4	.436	0	2	8-9	297	67	16	.958
3 Sean Ryan	.317	62-62	249	50	79	15	2	2	30	104	.418	20	9	31	3	.387	1	7	5-9	154	7	2	.988
5 Michael Seaborn	.283	62-62	230	43	65	12	1	7	44	100	.435	25	5	37	5	.357	6	5	2-4	118	163	12	.959
13 Anthony Sosnoskie	.252	49-41	159	29	40	11	0	5	28	66	.415	16	9	32	3	.353	0	2	0-0	167	17	1	.995

20 Andrew Rash	.344	39-20	90	18	31	6	1	6	16	57	.633	5	3	21	2	.394	1	0	0-1	11	1	2	.857
36 Brent Zimmerman	.333	31-12	36	12	12	0	2	1	10	19	.528	11	2	6	0	.500	1	0	0-0	12	37	4	.925
9 Luke Padgett	.333	17-1	12	8	4	0	0	1	1	7	.583	1	1	4	0	.429	0	0	1-1	2	0	1	.667
4 Mike Kaminski	.253	41-23	83	12	21	5	0	2	12	32	.386	11	3	19	0	.361	0	3	3-5	26	2	0	1.000
23 Matt Blow	.245	45-23	94	15	23	6	0	4	19	41	.436	11	0	29	1	.318	2	1	1-2	84	4	2	.978
10 Tony Balisteri	.217	34-32	115	20	25	3	1	3	13	39	.339	11	0	28	2	.286	0	3	8-8	26	64	11	.891
2 Chris Kay	.200	20-1	25	3	5	2	0	1	5	10	.400	0	0	2	0	.192	1	1	0-0	24	1	0	1.000
17 Brandon Lower	.167	5-0	6	0	1	0	0	0	0	1	.167	1	0	1	0	.286	0	0	0-0	1	0	0	1.000
11 Marc Zecchino	.000	3-0	0	0	0	0	0	0	0	0	.000	0	0	0	0	.000	0	0	0-0	4	8	0	1.000
Totals	.319	62	2224	484	709	147	22	81	444	1143	.514	224	73	379	33	.396	21	31	68-93	1641	698	90	.963
Opponents	.264	62	2106	334	557	83	3	55	300	811	.385	187	54	530	39	.337	20	31	57-92	1599	628	81	.965

LOB - Team (492), Opp (424). DPs turned - Team (49), Opp (38). CI - Team (1), Domecus, S 1, Opp (2). IBB - Team (4), Shaban, R 2, Wates, A 2, Opp (8). Picked off - Shaban, R 3, Domecus, S 3, Seaborn, M 2, Sosnoskie, B 1, Ryan, S 1, Wates, A 1.

Pitching

Player	era	w-l	app	gs	cg	sho	sv	ip	h	r	er	bb	so	2b	3b	hr	b/avg	wp	hp	bk	sfa	sha
36 Brent Zimmerman	0.00	0-0	1	0	0	0/0	0	1.0	1	0	0	1	0	1	0	0	.250	1	0	0	0	0
28 Ben Rowen	2.67	5-2	38	0	0	0/4	6	54.0	44	20	16	10	63	8	0	2	.213	2	12	1	2	3
29 Ronnie Shaban	2.84	0-0	6	0	0	0/1	0	6.1	4	3	2	5	7	0	0	0	.200	0	1	0	0	0
22 Jesse Hahn	3.70	5-4	13	13	0	0/1	0	73.0	71	38	30	20	76	7	0	6	.257	13	6	4	2	3
24 Justin Wright	3.95	8-5	16	16	2	1/1	0	98.0	89	51	43	33	100	15	0	9	.240	7	14	1	3	7
12 Brandon Fisher	4.01	2-0	17	0	0	0/1	0	24.2	27	14	11	7	20	4	0	3	.284	0	0	0	0	1
16 Sean McDermott	4.66	1-1	14	0	0	0/1	0	19.1	23	10	10	5	12	0	0	5	.311	4	1	0	0	2
11 Marc Zecchino	4.74	1-1	14	2	0	0/2	0	43.2	37	27	23	15	26	8	0	5	.236	7	9	0	2	4
14 Mathew Price	4.95	7-4	17	15	2	0/1	0	91.0	100	56	50	26	85	14	1	8	.279	21	6	2	4	5
40 Joe Mantiply	5.62	4-1	22	7	0	0/3	0	57.2	67	40	36	18	59	11	2	6	.293	9	4	1	0	3
34 Jake Joyce	5.68	1-0	15	0	0	0/1	0	19.0	24	14	12	9	21	3	0	4	.316	0	0	0	3	0
30 Manny Martir	7.97	4-3	12	5	0	0/2	0	35.0	36	33	31	21	39	6	0	5	.263	9	0	0	1	1
37 Patrick Scoggin	9.00	1-1	8	3	0	0/2	0	19.0	28	22	19	12	18	5	0	1	.341	6	1	0	2	1
32 Joe Parsons	10.12	1-0	6	1	0	0/1	0	5.1	6	6	6	5	4	1	0	1	.316	3	0	0	1	1
Totals	4.76	40-22	62	62	4	7/6	6	547.0	557	334	289	187	530	83	3	55	.264	82	54	9	20	31
Opponents	7.11	22-40	62	62	1	3/3	9	533.0	709	484	421	224	379	147	22	81	.319	78	73	6	21	31

PB - Team (9), Domecus, S 6, Sosnoskie, A 3, Opp (7). Pickoffs - Team (16), Wright, J 5, Hahn, J 4, Price, M 3, Mantiply, J 1, Fisher, B 1, Domecus, S 1, Zecchino, M 1, Opp (11). SBA/ATT - Domecus, S (31-44), Sosnoskie, A (25-37), Mantiply, J (12-19), Price, M (10-14), Hahn, J (9-14), Zecchino, M (9-14), Wright, J (7-14), Fisher, B (2-4), McDermott, S (1-4), Rowen, B (2-3), Joyce, J (1-2), Scoggin, P (2-2), Martir, M (2-2).

**THERE IS A DIFFERENCE.
THE DIFFERENCE IS EASTON.**



EASTON®

**EASTON BASEBALL
PROUD SPONSOR**

eastonbaseball.com



MEET THE HOKIES >>

MEET THE COACHES >>



PETE HUGHES
HEAD COACH

Pete Hughes is in his fifth season at the helm of the Virginia Tech baseball program after leading the Hokies to a 40-22 record and bid to the 2010 NCAA Tournament. The 40 wins were the most for the program since 1999 and Tech's 16 conference victories were the most since joining the ACC in 2005.

Even before last season's success, Hughes was rewarded for his efforts in the summer of 2009 by agreeing to a contract extension that will keep him in Blacksburg through the 2014 season.

"My wife Debby and I are unbelievably grateful to [Virginia Tech president] Dr. [Charles] Steger and [Virginia Tech athletics director] Jim Weaver for extending us the great opportunity to raise our family in such a wonderful community and athletics department," Hughes said at the time. "I want to see the growth of the Hokies fully through and I love the direction of our program, as well as the vision of Mr. Weaver."

Hughes took over the Tech program following the 2006 season and the retirement of Hall of Fame coach Chuck Hartman, who spent 28 years with the Hokies and 47 years as a head coach. The 2006 campaign saw the Hokies win just 20 games, their lowest figure since 1974, but Hughes has quickly turned things around and gotten the Hokies back on the path to the winning tradition that Hartman established long ago.

"I am pleased and proud that we have been able to attract an outstanding young head coach to follow one of the winningest coaches in NCAA history," said Weaver when announcing Hughes' arrival. "Pete Hughes is familiar with the Atlantic Coast Conference and knows Virginia Tech, having competed against us in recent years in both the BIG EAST and the ACC. He also knows that we want to be a nationally competitive baseball program. I believe Coach Hughes is the right person for Virginia Tech at this moment in time."

Through his four seasons, Hughes has amassed a 118-106 record, including a 40-22 mark in 2010. The Hokies' 2010 record accounted for Tech's best winning percentage (.645) since 1999, when the Hokies went 42-17 (.712). The 40 wins were Tech's highest total since winning 42 in 1999, and the 16 conference wins since joining the ACC in 2005. The conference total was also the most since winning 15 in 2003 as a member of the BIG EAST.

After the season, a school-record eight Hokies - four of which were from Hughes' first recruiting class at Tech - were chosen in the 2010 Major League Baseball First-Year Player Draft, surpassing the old mark of five set in 1982. Austin Wates (OF, 3rd round), Jesse Hahn (SP, 6th), Buddy Sosnoski (OF, 25th), and Justin Wright (SP, 47th) comprised the first class, while member of the second class included Mathew Price (SP, 8th), Steve Domecus (C, 9th), and Ben Rowen (RP, 22). Those seven all signed, while Tim Smalling (SS, 14th) has returned for a final season at Tech.

Individual accolades followed as well, as Hughes was named the State Coach of the Year by the Virginia Sports Information Directors and was named one of the 10 best coaches in the nation in 2010 by national college baseball writer Kendall Rodgers.

Before arriving in Blacksburg, Hughes, 43, spent the previous eight seasons as the head coach at Boston College, where he compiled a 250-181-2 record. He also was the head coach at Trinity University in Texas for two seasons (1997-98), guiding the Tigers to a 52-30 mark.

Prior to Hughes' arrival, Boston College averaged 13 wins a season over 35 years. During their eight seasons under Hughes, the Eagles averaged 31 wins per year. In 2005, he led BC to a school record 37 wins and his squad was named the Division I New England Baseball Team of the Year.

During his first two seasons at Boston College, Hughes guided his teams to back-to-back single-season school marks for win improvements (nine). He took over a team that finished 17-23-1 during the 1998 season and coached it to a 26-21-1 record in 1999. The following season, the Eagles posted a 35-20 record and made just their second-ever appearance in the BIG EAST Tournament.

Hughes was named BIG EAST, New England and ABCA/Diamond Division I Northeast Region Coach of the Year following the 2000 season. He also earned BIG EAST Conference Coach of the Year honors in 2002 and was the New England Coach of the Year again in 2005. Hughes took the Eagles to the BIG EAST Tournament a total of five times in seven seasons.

In 2006, Boston College posted a 28-25-1 record during its first year of Atlantic Coast Conference competition and finished fourth in the Atlantic Division. Among the Eagles' ACC victories were three wins against the Hokies in Blacksburg, along with two wins versus Georgia Tech and a victory against Clemson, both of which

went on to participate in the 2006 NCAA College World Series.

Fifty-two players who were coached or recruited by Hughes at Boston College or Virginia Tech have been drafted or signed pro contracts, and four have received All-American honors. The St. Louis Cardinals selected pitcher Chris Lambert in the first round of the draft in 2004, becoming the first-ever Boston College player to be selected in the opening round. He made his major-league debut with Detroit in 2008. The majority of those 52 players were undrafted out of high school, a further testament to Hughes' commitment to developing and helping players reach their full potential.

Even more impressive was the Eagles' academic success under Hughes. During his eight seasons at Boston College, the baseball program had a 100 percent graduation rate.

At Trinity University (Texas), Hughes inherited a team that had averaged 11 wins per season in each of the previous 17 years. In just two years with the program, Trinity averaged 26 victories and won

HUGHES' FILE

PERSONAL:

Born: 1/11/68, Brockton, Mass.

Hometown: Brockton, Mass.

Wife: former Debby DeCou

Children: Thomas, Hal, Dominic, Grace, PJ

EDUCATION:

High School: Boston College High School (1986)

College: Davidson College (1990)

PLAYING EXPERIENCE:

1986-90 Davidson College
(four-year letterman, baseball/football)

COACHING CAREER:

1990-91 Hamilton College
(assistant coach, baseball/football)
1991-96 Northeastern University
(assistant coach, baseball/football)
1996-98 Trinity University (head coach)
1998-06 Boston College (head coach)
2006- Virginia Tech (head coach)

CAREER HEAD COACHING RECORD:

1997..... Trinity University.... 19-19-0
1998..... Trinity University.... 33-11-0
1999..... Boston College..... 26-21-1
2000..... Boston College..... 35-20-0
2001..... Boston College..... 29-22-0
2002..... Boston College..... 30-25-0
2003..... Boston College..... 33-21-0
2004..... Boston College..... 32-27-0
2005..... Boston College..... 37-20-0
2006..... Boston College..... 28-25-1
2007..... Virginia Tech..... 23-31-0
2008..... Virginia Tech..... 23-32-0
2009..... Virginia Tech..... 32-21-0
2010..... Virginia Tech..... 40-22-0
Overall: 420-317-2 (.570)
At VT: 118-106-0 (.527)
At BC: 250-181-2 (.577)
At Trinity:..... 52-30-0 (.634)



Coach Pete Hughes and his wife Debby with their children (from l-r) Hal, Grace, PJ, Dominic and Thomas.

63 percent of its games under Hughes, setting the school record for wins (33) and earning a regular season conference championship during his second and final season in 1998.

Hughes began his coaching career at Hamilton College in New York in 1990-91 and found himself torn between football and baseball. During his year at Hamilton, he served as an assistant in football and held the top assistant and recruiting coordinator jobs for baseball. He continued his dual-sport coaching roles in the very same capacities at Northeastern University in Boston from fall 1991 through spring 1996. When he started his stint with the Huskies, he was the youngest full-time assistant coach in the Division I-AA football ranks, but when he left, he was headed to the state of Texas to be a college baseball head coach.

As a player, the Brockton, Mass., native was a four-year standout as a third baseman on the diamond and a four-year starter at quarterback on the gridiron at Davidson College (1986-90). Hughes was captain of the baseball team as a senior in 1990 and graduated that year with a bachelor of arts in sociology/anthropology.

Hughes and his wife Debby have five children: sons Thomas, 13, Hal, 12, Dominic, 10, and PJ, 6, and a daughter Grace, 8.

PETE HUGHES ON ...

COACHING PHILOSOPHY

"My goal is to never get out-competed or out-worked, and to be very aggressive and force the action no matter where we are playing or who we are playing. That's always been my style, and I think kids who have bought into that mindset have reached their potential and then some."

ACADEMICS

"As far as evaluating our program from top to bottom, academic performance will always be at the top of my list. We are going to overachieve in the classroom. Without a doubt, performance and effort in the classroom correlates to performance and effort on the baseball field."

CONDITIONING

"Strength and conditioning is the number 1 building block behind the success of our program. In Coach Mitchell's weight room, our players become more disciplined, more physical, tougher and as a result make huge jumps in their on field development."

COMMUNITY INVOLVEMENT

"I think it's important for college athletes to get out of their comfort zone. It is my job to make these guys realize that they do have a platform. They need to maximize their opportunities to do good through charity and good deeds. There are bigger things in this world than college athletics and our players need to know that."

PLAYER DEVELOPMENT UNDER COACH HUGHES

Players who were drafted or signed pro contracts under Hughes:

- 1999 Sean McGowan (Giants)
Jeff Waldron (Red Sox)
- 2000 Steve Langone (Dodgers)
Eric Olson (Yankees)
Mike Gambino (Red Sox)
- 2001 Jed Rogers (Red Sox)
- 2002 Jeff Mackor (Astros)
Mark Sullivan (Rangers)
- 2003 Matt Elfeldt (Red Sox)
- 2004 Chris Lambert (Cardinals)*
Mike Wlodarczyk (Expos)
Jake Marsello (Cubs)
Kevin Shepard (Phillies)
Ryan Morgan (Cubs)
Matt O'Donnell (Astros)
Ryan Leahy (Angels)
- 2005 Mike Wlodarczyk (Devil Rays)
Jason Delaney (Pirates)
Joe Martinez (Giants)
Drew Locke (Dodgers)
Marco Albano (Angels)
- 2006 Matt Meyer (Indians)
Shawn McGill (Phillies)
Ryne Reynoso (Braves)
Kevin Boggan (Giants)
Dave Preziosi (Dodgers)
- 2007 Warren Schaeffer (Rockies)
Joe Ayers (Diamondbacks)
Kevin Boggan (Devil Rays)
Terry Doyle (Dodgers)
Nate Jeanes (Phillies)
- 2008 Steve Domecus (White Sox)
Mathew Price (Braves)
Eric Campbell (Mets)
Nick Asselin (Yankees)
Terry Doyle (White Sox)
Dan Houston (Rockies)
- 2009 Rhett Ballard (Rockies)
Steve Bumbry (Orioles)
Barry Butera (Astros)
Joe Mantiplly (Mets)
Tony Sanchez (Pirates)*
Mike Belfiore (Diamondbacks)
JB MacDonald (Astros)
- 2010 Austin Wates (Astros)
Jesse Hahn (Rays)
Mathew Price (Red Sox)
Steve Domecus (Dodgers)
Tim Smalling (Nationals)
Ben Rowen (Rangers)
Buddy Sosnoskie (Royals)
Robbie Anston (Mariners)
John Spatola (White Sox)
Eddie Campbell (Reds)
Justin Wright (Cardinals)

*First round

Hughes' record of projecting and developing

- Number of drafted players coached or recruited by Hughes: 52
- Number of those players who were originally drafted out of high school: 6
- Number of pitchers drafted: 28 (26 came to college undrafted out of high school)



PATRICK MASON ASSISTANT COACH

Patrick Mason joins the Virginia Tech baseball staff this year after spending the previous five seasons at Northeastern. The former NU catcher (1994-97) is Pitching Game Coordinator and also serves as Recruiting Coordinator. Mason was the recipient of the 2010 Kevin Burr Award given to the top assistant coach in New England as selected by his peers.

He also served as assistant coach at Framingham State in 2004 after four years with Boston College under current Tech head coach Pete Hughes. For the summers of 2003-06, he was a coach with the Harwich Mariners of the Cape Cod League.

"We are lucky to have attracted Pat Mason to our program," said Virginia Tech head baseball coach Pete Hughes. "His experience with both



pitchers and catchers will benefit many in our program. He is highly regarded as one of the hardest working recruiters in college baseball."

Mason has a tremendous history of developing catching prospects, and in his 10 years of coaching, he has served as a mentor for 10 catchers who were selected in the MLB Draft and who are currently playing baseball professionally, including Huskies Matt Morizio and Dan Milano in his first two seasons at Northeastern.

While playing at Northeastern, the Franklin, Mass., native was captain in 1996 and '97, and helped NU to America East championships in 1994 and 1997. In his four years, he found his way into the record books on both sides of the ball, as his 19 career home runs rank high in Husky history and, defensively, he holds the NU record for errorless chances in a season, with 242 (1997).

Mason and his wife, Leigh, will reside in Blacksburg.

MASON'S FILE

PERSONAL:

Born: 8/24/75 Boston, Mass.

Hometown: Franklin, Mass.

Wife: Former Leigh Shea

EDUCATION:

High School: Franklin (1993)

College: Northeastern (1997)

COACHING EXPERIENCE:

1998	Franklin High School (assistant coach)
1998-2002	Boston College (assistant coach)
2003-06	Harwich Mariners (CCL) (head coach)
2004-05	Framingham State (assistant coach)
2005-10	Northeastern (assistant coach)
2010-	Virginia Tech (assistant coach)



Patrick and his wife Leigh.



MIKE KUNIGONIS ASSISTANT COACH

Mike Kunigonis, a former coach at Radford, Canisius and Niagara, is in his first year as assistant coach after serving the past two seasons with the Virginia Tech baseball staff as a volunteer assistant coach. His duties include working with Tech's outfielders and hitters. He will also coach third base for the Hokies.

"It was with great pleasure to have been able to promote from within our Hokie family," said Tech head coach Pete Hughes. "Not only is Mike deserving of this position, he was the right person for the job. The combination of Mike's work ethic and ability to communicate will make him an instant asset in our recruiting efforts."

Kunigonis spent the 2008 season at nearby



Radford University, where he served in a similar capacity as a volunteer assistant. Before coming to the New River Valley, he spent five seasons as a full-time assistant, including three at Canisius and two at Niagara.

Prior to beginning his coaching career, Kunigonis starred for four seasons at American International College and was named an All-Region, All-Conference and All-ECAC first baseman as a senior in 2001. He received the Butova Sportsmanship Award for excellence on and off the field.

The Worcester, Mass., native earned a bachelor's degree in criminal justice and sociology from AIC in 2001, and he completed his master's degree in sport administration while at Canisius in 2006.

Kunigonis and his wife, Amy, the athletic trainer for Tech's women's basketball team, reside in Blacksburg.

KUNIGONIS' FILE

PERSONAL:

Born: 6/4/80 Worcester, MA

Hometown: Worcester, Mass.

Wife: Former Amy Miller

EDUCATION:

High School: St. Peter Marian (1998)

College: American International (2001)

Post Graduate: Canisius (2006)

PLAYING EXPERIENCE:

1998-2002 American International

COACHING EXPERIENCE:

2002-04 Niagara University
(assistant coach)

2003 Kelowna Falcons (PIL)
(assistant Coach)

2004 Wayne County Raptors (NYCBL)
(head coach)

2004-07 Canisius College
(assistant coach)

2007-08 Radford University
(volunteer assistant)

2008-10 Virginia Tech
(volunteer assistant)

2010- Virginia Tech
(assistant coach)



Mike and his wife Amy.

Photo by Chantelle



RYAN CONNOLLY
VOLUNTEER COACH

Ryan Connolly, a former standout at Notre Dame, joins the Tech baseball staff serving as the volunteer assistant.

Connolly, a native of Binghamton, N.Y., led the Fighting Irish last season with a .335 batting average including team highs of 11 home runs and 38 RBI. He also led the team in hits (66), doubles (15), triples (2), total bases (118), slugging percentage (.438) and hit by pitch (20). He was a four-year monogram winner and a two-time captain.

Connolly and his mother, Penny, are co-chairs of the Michael E. Connolly Endowment for Lung Cancer Research (named in honor of his deceased father).

"Ryan is a tremendous addition to our staff working primarily with our catchers," said Virginia Tech head Coach Pete Hughes. "His experience as a highly successful student and athlete will be an immediate asset to our program. Being voted captain by his peers on two occasions speaks volumes of the type of person we have joining our Hokieball family."

CONNOLLY'S FILE

PLAYING EXPERIENCE:

2007-2010 Notre Dame

COACHING EXPERIENCE:

2010- Virginia Tech
(volunteer assistant coach)



JOHN SHIFFLETT
ATHLETIC TRAINER

Athletic trainer John Shifflett enters his fourth year working in the Virginia Tech training room, and he begins his third season as the full-time athletic trainer for the baseball team.

In his time at Tech, Shifflett has worked with the Hokies' football team and men's soccer team, as well as the cheerleading and HighTech dance squads. He joined the baseball team in the fall of 2008, and travels with the team on all road trips.

Shifflett arrived at Tech by way of Averett University in Danville, Va., where he earned a bachelor's degree in athletic training in 2007. While at Averett, he worked with the football, men's basketball and baseball teams.

In addition to his collegiate work, Shifflett has completed a pair of internships with NFL teams; the Indianapolis Colts in the summer of 2006 and the Philadelphia Eagles in the summer of 2008. He earned a master's in education from Tech in May of 2009.



Marianne Baffi
Administrative
Assistant



Shawn Fizer
Equipment Assistant



Jerry Cheynet
Game Operations
Coordinator



Nick McKenna
Baseball Field
Manager



Megan McGinnis
Marketing



Dave Knachel
Photographer



Nick Beauchamp
Head Student
Manager



Kelly Tinsley
Office Intern



Ellie Splitzer
Office Intern



Alexis Cohen
Office Intern



Mike McMenamin
Bullpen Catcher



Matt Saunders
Bullpen Catcher



Will Conrad
Assistant Student
Manager



Geoffrey Sullivan
Assistant Student
Manager

HOKIEBALL >>

HOKIEBALL!

Hokieball is an up-tempo, aggressive style of playing the game of baseball. Not only does it stress the fundamentals of the game, but it also stresses the importance of sportsmanship and hard work, both athletically and academically.

THE DUGOUT CLUB

The Virginia Tech Hokies Dugout Club is an organization designed for alumni, friends and fans of the university who have a special interest in Tech baseball.

In the past, the Dugout Club has helped fund facility improvements for the team, such as the renovation of the baseball locker room and the installation of lights at English Field. The efforts and contributions of the Dugout Club are essential in helping to continue and enhance the great baseball tradition at Virginia Tech.

Membership in the Dugout Club requires a minimum yearly donation, with various gifts associated with each level of membership.

For more information on how to join the Dugout Club, log on to www.hokiesports.com/ baseball. There you will find membership levels, Dugout Club gifts and tax information, as well as a membership form.

Hokie Baseball thanks you for your support.

CAMPS AND CLINICS

The Virginia Tech baseball coaching staff runs numerous prospect clinics and youth camps throughout the year, offering a fun and upbeat baseball experience that provides instruction in all phases of the game from the current Tech coaching staff as well as current and former Hokie players.

"We do it to promote our program," Tech head coach Pete Hughes said of the camps and clinics. "We've opened up a lot of avenues to the community that weren't there before, and any sport in Hokie Nation begins and ends with community support. That's our lifeline, so the more we can do to get that community support and get people to English Field, it's going to benefit our program, and I think our camps have done that."

"From a recruiting standpoint, when you get to the older age groups, we get kids flying in here from all over the country. You and I both know that once you set foot in Blacksburg and on Virginia Tech's campus, you have a completely different perception than what was in your mind. The more we get people on our campus, whether they're coming for our camp or not, the more they can see how beautiful and special of a place this is."

The camps have been an unbelievable recruiting tool for the Tech staff, as many current Hokies were evaluated and signed thanks in part to their participation in Hokieball clinics.

19 WAYS

Virginia Tech head baseball coach Pete Hughes announced the creation of the "19 Ways" program. The challenge for the baseball team this academic year is to find 19 ways to make a difference. The "19 Ways" program is the product of Hughes' inspiration, and he wears No. 19 for the Hokies.

"To whom much is given, much is expected," said Hughes. "We are expected to take part on 19 different occasions to have a positive effect on someone or some organization during this school year."

The number 19 was the favorite number of Coach Hughes' mother, the late Alice Hughes. "My mother spent a lifetime helping everyone everyday and specifically the elderly and the ill," added Hughes. "She was the ultimate helper."

Coach Hughes is encouraging members of the community to send suggestions on how the Hokie baseball team can help individuals or organizations. Suggestions may be sent via email to vtbaseball@vt.edu.

Through the first semester of the 2010-11 season, the Hokies took part in the first eight, which included a book collection at a football game, breast cancer awareness pink bracelet sales, participating in the Blacksburg CROP Hunger Walk, and assisting with the Special Olympics. However, the most noticeable way they made a difference in the fall was when, in conjunction with the St. Baldrick's Foundation and "46 Mommas Shave for the Brave," the entire staff shaved their heads in support of childhood cancer research on Sept. 20 at English Field.

Everyday, 46 parents in the United States are told their child has cancer. Melina Brown became one of these 46 parents six years ago when her son Levi was diagnosed with medulloblastoma, a high risk cancer. Melina and Levi have become a special part of the Virginia Tech baseball family in recent years, and the event was a way for the team to show their appreciation and to increase awareness of the disease.



SUMMER LEAGUE BALL >>

Since taking over the program before the 2007 season, the Virginia Tech baseball staff has stressed the importance of its players taking part in summer leagues.

"Summer baseball is a priority for us," head coach Pete Hughes said. "We will always work to get our kids placed in the best leagues in the country so they can develop and become better players. Our guys who want to reach their potential in baseball are going to play summer baseball at the highest levels."

Here is a recap of returning Hokies who competed in summer leagues in 2010:

MATT BLOW

Newport Gulls – New England League

Led the Gulls with a .327 batting average and a .554 slugging percentage ... In 30 games, had 33 hits in 101 at-bats, which included nine doubles (tied for second on the team), a triple and a team-high tying four home runs ... Knocked in 19 runs and scored 15 times ... Drew eight walks and had a .366 on-base percentage ... Was named a NECBL All-Star and, in four playoff games for Newport, had three hits, two walks, scored two runs and drove in a pair ... Was 13 at-bats shy of ranking sixth in the league in batting.

TYLER HORAN

Lake Norman Copperheads – Southern League

Was named the league's MVP as he helped the team to the championship series victory ... Was also named a National Alliance Collegiate Summer Baseball All-Star ... Finished runner-up to Tech teammate Andrew Rash in the league's All-Star Home Run Derby ... Led the Copperheads with a .360 batting average and was among the team leaders in most offensive categories ... In 40 games, also led the team in at-bats (136), hits (49), walks (17) and stolen bases (16-16) and was tied for the team-lead in runs (29) ... Finished second on the team in doubles (8), home runs (2), RBIs (27), total bases (65), slugging percentage (.478) and on-base percentage (.436).

JAKE JOYCE

Covington Lumberjacks – Valley League

Appeared in six games for the Lumberjacks and started four times ... Was 0-1 with one save while posting a 2.56 ERA in 31.2 innings of work ... Allowed just 22 hits and nine earned runs while on the hill and struck out 30 batters ... Opponents batted just .198 against him, the lowest on the team among pitchers with more than 1.0 innings of work.

CHRIS KAY

West Virginia Miners – Prospects League

Played in 38 games for the Miners and batted .281, but led the team with a .471 slugging percentage for the summer ... Had 34 hits in 121 at bats, which included nine doubles, a triple and a team-high tying four home runs ... Drove in 16 runs and crossed the plate 13 times ... Drew six walks and was hit twice for a .326 on-base percentage.

JOE MANTIPLY

Bethesda Big Train – Cal Ripken League

Posted a 3-0 record in seven starts for the Big Train, which included a two-hit seven-strikeout one-run complete game victory on June 19 ... Threw 34 innings total, allowing just 12 earned runs for a 3.21 ERA ... Struck out 24 as opponents hit just .208 against him ... Also picked up a win for the Big Train in the playoffs, throwing six innings, striking out five in an 8-4 victory.

MANNY MARTIR

Covington Lumberjacks – Valley League

Started seven games for the Lumberjacks and posted a 4-3 record ... The four wins tied for the team high as did the seven starts ... Also tied for the team-high with an 11-strikeout performance vs. the Harrisonburg Turks on July 24 ... Threw a total of 46 innings – third-most on the team – and allowed just 15 earned runs for a 2.93 ERA ... Allowed just five extra base hits all summer and struck out a total of 39 batters.

CHARLIE MCCANN

Petersburg Generals – Coastal League

Started nine games for the Generals while appearing in 17 total games, the third most on the squad ... Posted a 1-7 mark with one save out of the pen and a 4.73 ERA ... Led the team by throwing a total of 59 innings and was second in strike outs with 43 ... Won his first start with a six-inning, one earned run outing and five Ks ... Received little run support as the Generals scored two runs or less in four of his losses.

JOE PARSONS

West Virginia Miners – Prospects League

Pitched in 15 total games while earning eight starts for the Miners ... Registered a 3-4 record with a 5.50 ERA in 52.1 innings of work, which was third highest on the team ... Struck out 32 batters in his time on the mound ... Worked at least seven innings in a pair of games and struck out at least five in three times.

JAKE PEELING

West Virginia Miners – Prospects League

Was second on the team in innings pitched with 60.1 while registering a 3-4 record in 10 starts for the Miners ... Posted a 4.92 ERA and struck out 42 batters as opponents batted just .243 against him ... Struck out 10 hitters in 6.1 innings of work on June 18 against Nashville and also had an eight-K outing on July 18 against Slippy Rock.

ANDREW RASH

Statesville Owls - Southern League

Was named a National Alliance Collegiate Summer Baseball All-Star ... Won the league's All-Star Home Run Derby, while defeating Tech teammate Tyler Horan, who was runner-up ... In 29 games for the owls, had a team-high 36 hits, eight doubles, 27 RBIs, 53 total bases and a team-high tying three home runs ... Among

players with at least 35 at-bats, led the team with a .387 average, a .570 slugging percentage and a .427 on-base percentage ... Was second in the team with 17 runs scored and also had five stolen bases.

PATRICK SCOGGIN

Baltimore Redbirds – Cal Ripken League

Started six games for the Redbirds and finished with a 2-0 record ... Posted a 1.97 ERA in 32.0 innings allowing just seven earned runs ... Struck out 34 batters and opponents hit just .244 against him ... In both of his wins, struck out eight batters ... In his five other no-decision starts, including a playoff game in which he struck out nine in six innings, the Redbirds were 2-4 and either won or lost by a single run ... His strikeouts per nine innings of 9.6 was second-best on the team.

RONNIE SHABAN

Yarmouth-Dennis Red Sox – Cape Cod League

Played in 13 games for the Red Sox, batting .282 with a .410 slugging percentage ... Had 11 hits, including a double and home run, scored six runs and drove in a pair ... Also stole two bases for the team.


Petersburg Generals – Coastal League

Batted .300 in 24 games for the Generals with a .438 slugging percentage ... Had 24 hits, including eight doubles and a home run, scored 20 runs and drove in 13 ... Also drew 19 walks for a .441 on-base percentage, leading the team, and stole four bases.

MARC ZECCHINO

Chatham Anglers – Cape Cod League

Started six games for the Anglers and came out of the pen for two more ... Posted a 2-1 record and a 2.08 ERA in 34.2 innings of work ... Allowed just eight earned runs and struck out 28 batters, fourth-best on the team, as opponents batted just .214 against him ... In his last five outings struck out at least four batters, including a summer-high of six in five innings in his first win on July 4 against the Orleans Firebirds.



2011 ROSTER >>

2011 NUMERICAL ROSTER

No.	Name	Cl.	B/T	Pos.	Ht.	Wt.	Hometown	H.S./Other
2	Chris Kay	Sr.	R/R	C	6' 0"	207	Marietta, Ga.	Walton
3	Clark Labitan	So.	R/R	P	5' 8"	170	San Diego, Calif.	Mira Mesa
4	Chad Pinder	Fr.	R/R	IF	6' 2"	175	Poquoson, Va.	Poquoson
5	Michael Seaborn	r-Sr.	R/R	IF	5' 7"	172	Atlanta, Ga.	Lovett/Kentucky
6	Jake Joyce	So.	R/R	P	5' 11"	188	Collinsville, Va.	Carlisle
7	Gabe Ortiz	Jr.	R/R	OF	6' 2"	190	Panama City, Panama	Notre Dame Academy/Vanderbilt
8	Tim Smalling	r-Sr.	R/R	IF	6' 3"	207	Raleigh, N.C.	Broughton/Arkansas
9	Manny Martir	Sr.	R/R	P	6' 2"	226	Jacksonville, Fla.	Wolfson/Indian River CC
10	Tony Balisteri	Sr.	R/R	IF	5' 10"	170	Lexington, Va.	Rockbridge County
11	Marc Zecchino	r-Jr.	R/R	P	5' 10"	191	Hazlet, N.J.	Raritan
12	Brandon Fisher	r-Sr.	R/R	P	5' 11"	175	New Castle, Va.	Craig County
13	Johnny Morales	Jr.	R/R	IF	5' 5"	170	Bellflower, Calif.	Paramount/Cypress College
14	Joe Mantiplies	So.	R/L	P	6' 4"	204	Danville, Va.	Tunstall
15	Danny Farris	r-Sr.	R/R	P	6' 6"	225	Garden Grove, Calif.	Los Alamitos/Pepperdine
16	Sean McDermott	Sr.	L/L	P	6' 1"	240	Walpole, Mass.	Walpole
17	Jake Atwell	Jr.	L/L	P/OF	5' 10"	190	El Dorado, Ark.	Parkers Chapel/Northeast Texas CC
18	Charlie McCann	r-So.	R/R	P	6' 3"	170	Richmond, Va.	St. Christopher's/Boston College
20	Andrew Rash	r-So.	R/R	UTL	5' 11"	193	Anderson, S.C.	Westside
21	Colin O'Keefe	Fr.	L/L	P	6' 1"	180	Waterford, Conn.	Waterford
22	Zac MacAneney	Fr.	L/L	OF	5' 9"	170	Gibsonville, N.C.	Western Alamance
23	Matt Blow	r-Sr.	L/R	1B/3B	6' 6"	227	Richmond, Va.	Godwin/William & Mary
24	Ricky Hodges	Fr.	L/L	P	5' 9"	160	Darien, Conn.	Darien
25	Jake Peeling	r-Jr.	R/R	P	6' 3"	197	Waynesboro, Va.	Waynesboro
26	Eddie Campbell	Fr.	L/L	P	6' 0"	200	Bridgewater, Mass.	Bridgewater-Raynham
27	Tyler Horan	r-Fr.	L/R	OF	6' 1"	220	Middleboro, Mass.	Boston College High
29	Ronnie Shaban	Jr.	L/R	IF/P	6' 0"	196	Moseley, Va.	Cosby
30	Scotty Donley	Fr.	L/R	OF	6' 0"	185	Crown Point, Ind.	Crown Point
31	Kyle Cichy	r-Sr.	R/R	P	6' 1"	168	Vineland, N.J.	St. Augustine/Western Carolina
32	Joe Parsons	Sr.	R/R	P	6' 0"	201	Carmel, Calif.	Carmel/Hawaii/Cuesta CC
33	Chad Morgan	r-Fr.	R/R	C/OF	5' 11"	185	Springfield, Va.	Paul VI Catholic
34	Scott Heelan	Fr.	R/R	C	5' 10"	160	Gurnee, Ill.	Warren Township
35	Kyle Wernicki	Fr.	R/R	OF	5' 9"	170	Skillman, N.J.	Montgomery
37	Patrick Scoggin	So.	R/R	P	6' 4"	270	Richmond, Va.	Douglas Freeman
41	Devin Burke	r-So.	R/R	P	6' 1"	200	Darien, Conn.	Darien/Duke

STAFF

19	Pete Hughes	Head Coach (Davidson, 1990), Fifth Season
39	Patrick Mason	Assistant Head Coach (Northeastern, 2007), First Season
42	Mike Kunigonis	Assistant Head Coach (American International, 2001), Third Season
28	Ryan Connolly	Volunteer Assistant Coach (Notre Dame, 2010), First Season
	John Shifflett	Athletic Trainer (Averett University, 2007), 4th Season

2011 ALPHABETICAL ROSTER

17	Jake Atwell
10	Tony Balisteri
23	Matt Blow
41	Devin Burke
26	Eddie Campbell
31	Kyle Cichy
30	Scotty Donley
15	Danny Farris
12	Brandon Fisher
34	Scott Heelan
24	Ricky Hodges
27	Tyler Horan
6	Jake Joyce
2	Chris Kay
3	Clark Labitan
22	Zac MacAneney
14	Joe Mantiplies
9	Manny Martir
18	Charlie McCann
16	Sean McDermott
13	Johnny Morales
33	Chad Morgan
21	Colin O'Keefe
7	Gabe Ortiz
32	Joe Parsons
25	Jake Peeling
4	Chad Pinder
20	Andrew Rash
37	Patrick Scoggin
5	Michael Seaborn
29	Ronnie Shaban
8	Tim Smalling
35	Kyle Wernicki
11	Marc Zecchino

PRONUNCIATION GUIDE

Tony BALISTERI bal-iss-TERRY	Patrick SCOGGIN SCOG-in
Kyle CICHY SITCH-ee	Ronnie SHABAN shuh-BANN
Scott HEELAN HEEL-in	Kyle WERNICKI WERE-nik-ee
Tyler HORAN hor-ANN	Marc ZECCHINO zuh-KEY-no
Clark LABITAN luh-BEET-in	
Mike KUNIGONIS KOON-uh-GOHN-iss	
Zac MacANENEY Mac-A-nan-ee	
Joe MANTIPLY MAN-ti-ply	
Manny MARTIR mar-TEER	
Sean MCDERMOTT mick-DERM-itt	

ROSTER BREAKDOWN

BY CLASS (eligibility)	BY LOCATION (hometown)
Seniors.....11	Virginia 11
Juniors..... 6	California..... 4
Sophomores 7	Connecticut..... 3
Freshmen10	Massachusetts 3
	New Jersey..... 3
	Georgia 2
	North Carolina 2
	Arkansas..... 1
	Florida 1
	Illinois 1
	Indiana 1
	Panama 1
	South Carolina 1

Tony Balisteri



Matt Blow



MEET THE HOKIES >>

JAKE ATWELL #17

Junior • L/L, P/OF, 5-10, 190 • El Dorado, Ark.



Hughes says: Jake will be a two-way player for us. He should compete for a starting job in the outfield. He has a very good short left-handed swing with power potential. He will see innings on the mound coming out of the bullpen, in set-up innings or situational lefty innings. He is a very accomplished two-way player.

Northeast Texas: Played two seasons for the Eagles (2009 and 2010), earning all-conference honors both years ... In the two seasons, batted a combined .379 with 157 hits, 90 RBI, 97 runs scored, while hitting 24 doubles, 11 triples and seven home runs and drawing 57 walks and stealing 33 bases ... In 2010, helped team to regional tournament and hit .438 with two doubles, nine RBI and four runs scored in 16 at bats.

High School: Played outfield and pitched for Coach Mark Looney at Parkers Chapel High, earning varsity letters all four seasons ... Was a three-time all-state selection and earned all-conference honors all four years ... Helped Parkers Chapel to the 2007 Arkansas State Championship and was named the state tournament MVP.

Personal: Jacob Spencer Atwell ... Born 6/6/90 in El Dorado, Ark. ... Son of Randy and Leah Atwell ... Enrolled in business management.

TONY BALISTERI #10

Senior • R/R, IF, 5-10, 170 • Lexington, Va.



Hughes says: He is an experienced player and will be a utility infielder for us. He certainly has the talent to win a starting job.

2010: Made 32 starts, all in the infield (24 at third, eight at short) and played in 34 games ... Batted .217 with 25 hits, including three doubles, a triple, and three home runs ... Scored 20 runs and drove in 13 more ... Drew 11 walks and was 8-for-8 on stolen base attempts ... Made his season debut on March 17 versus Rider with a start at third base ... Went 1-for-3 with an RBI triple and scored a run ... Singled and scored in game three versus Clemson ... Walked and scored against Liberty ... Hit his first home run of the season with a two-run shot in the game-one win over Wake Forest ... Had an RBI double against VMI on March 30, and also scored at the front end of a double steal ... Singled at East Tennessee State ... Had a huge weekend at Florida State, going 5-for-11 with four runs scored and a pair of solo home runs ... Stole his second bag against NC Central ... Went 2-for-8 with a pair of walks and three runs scored in the Miami series, including an RBI double ... Had just one hit in the Virginia series ... Walked, stole a base and scored a run at Radford ... Had a great series at Georgia Tech, going 5-for-12 with five RBI and three stolen bases, tying career-highs with three RBI in game two and three hits in game three ... Continued his hot streak at VMI on April 27 with a 2-for-4 effort that included a double ... Also stole a base for the fifth consecutive game ... Left the game with an ankle injury ... Did not play until starting game one at North Carolina, when he went 0-for-4 ... Started two of Tech's games at the ACC Tournament, singling versus Georgia Tech and scoring a run versus NC State ... Tied his career high with a three-hit game versus The Citadel in the first game of the NCAA Tournament on June 4 ... Scored a run in that game and the next day versus Bucknell ... Played in all four NCAA contests.

2009: Missed nearly a month with a broken hand ... Despite playing in fewer games and having fewer at bats, improved in nearly every offensive category ... Also cut down on his errors and finished third on the team with

81 assists ... Had made 18 starts (17 at second base) before suffering a broken bone in his left hand while being hit by a pitch on March 22 versus Georgia Tech ... Tallied at least one RBI in his first five games of the season, including three in three straight games versus USC Upstate, East Tennessee State and Bucknell ... Had a nice effort in game one at Duke, going 2-for-5 with three runs scored and two RBI ... Delivered a three-run homer at Radford ... Had three straight games with two hits in mid-March (both VMI games and the first Georgia Tech game) ... Drove in his 20th and 21st runs in the first Georgia Tech game, surpassing his freshman total of 19 ... At the time of his injury, was tied with Steve Domecus for the team lead with seven multiple-RBI games ... Made his return on April 15 with a start at third base at High Point ... Went 1-for-5 with a run, an RBI and a walk ... Drove in a run against High Point on April 28 ... Went 2-for-4 with a run the next day against Radford ... Went 3-for-7 with four runs scored in the Delaware State doubleheader ... Went 2-for-3 with a double and two runs scored in the game-two win over Virginia.

2008: Made 32 starts at shortstop, finishing the year with a .220 average ... Committed a team-high 17 errors, but was second on the team with 79 assists ... Made his first collegiate start in the opener against Pitt and went 1-for-3 with a run scored ... Also had a hit and a run scored in the second game with the Panthers ... Walked twice and smacked a double in an extra-inning loss to Coastal Carolina ... Was 2-for-3 with two RBI in second game with Central Connecticut State ... Also had two hits in third meeting with the Blue Devils ... Had a two-run triple against James Madison ... Delivered an RBI single in game one with Florida State ... Had a two-run single against Longwood ... Tallied a career-high three RBI in game two with Maryland ... Went 2-for-4 with two RBI against VCU ... Was Fox Sports television's player of the game for game two with Wake Forest after going 3-for-5 with two runs, two RBI and his first collegiate home run ... Also doubled in game two ... Went 2-for-3 with two runs, three RBI and a triple at Liberty ... Went 2-for-4 in game one at Clemson with a double.

High School: Played his junior and senior seasons for Coach Paige Owens at Rockbridge County High ... Batted .482 as a senior with five home runs and 22 stolen bases, earning all-district recognition and All-Timesland honors by The Roanoke Times ... As a junior for the district champs, regional runners-up and state quarterfinalists, he hit .442 to earn the team's slugger and co-MVP awards in addition to another All-Timesland nod ... Was also selected for the Virginia Commonwealth Games in the summer of 2006 ... Played his freshman and sophomore seasons in New York, earning first-team All-Catholic honors while playing for a team ranked in the top five in the state among small schools.

Personal: Anthony Michael Balisteri, III ... Born 12/29/88 in Buffalo, N.Y. ... Son of Tony and Michelle Balisteri ... Enrolled in sociology.

Year	Avg	GP-GS	AB	R	H	2B	3B	HR	RBI	TB	SLG%	BB-HBP	SO	OB%	SF-SH	SB-A
2008	.220	42-32	118	19	26	5	3	1	19	40	.339	10-1	38	.287	0-2	2-2
2009	.265	33-27	98	22	26	5	0	2	23	37	.378	15-3	24	.376	1-1	5-5
2010	.217	34-32	115	20	25	3	1	3	13	39	.339	11-0	28	.286	0-3	8-8
Career	.233	109-91	331	61	77	13	4	6	55	116	.350	36-4	90	.315	1-6	15-15

MATT BLOW #23

r-Senior • L/R, 1B/3B, 6-6, 227 • Richmond, Va.



Hughes says: Matt is an experienced player who has been around our program with a ton of playing time. He has seen our program from where it started and has been a part of our success. He adds a big left-handed bat presence to our line-up and should compete for the first base/DH job. We look for him to get better as he has every year.

2010: Played in 45 games while making 23 starts (13 as the DH, 10 at first) ... Batted .245 with 23 hits, including six doubles and four home runs for a .436 slugging percentage ... Scored 15 runs and drove in 19 more ... Drew 11 walks for a .318 on-

base percentage ... Led the team with five pinch hits ... Singled and scored in the season opener against Kentucky ... Walked and struck out against Coastal Carolina ... Started at first against West Virginia and had an RBI single ... Walked and scored in game one with Charleston Southern ... Had a pinch-hit single in game two with Long Island, and singled in game three ... Doubled in game four ... Singled and scored two runs against Columbia ... Had a pinch-

hit RBI single in game two with Clemson ... Added an RBI groundout in game three ... Had a pinch-hit double and scored versus Liberty ... Had an RBI double and scored a run against VMI on March 30 ... Had one of the better games of his career at East Tennessee State, going 2-for-3 with two runs scored, two RBI, a double and his first homer since his freshman year ... Picked up a single in two pinch-hit at bats in the Florida State series ... Hit a three-run homer in the NC Central game to tie a career-high for RBI in a game ... Walked and scored a run against NC A&T ... Had a pinch-hit single in game two with Virginia, then started at DH in game three and had an RBI single and his first stolen base in nearly two years to the day ... Started two games in the Georgia Tech series but did not record a hit ... Had an RBI groundout in game two ... Delivered a two-run homer and a sacrifice fly in the first game with Boston College ... Had a pinch-hit, RBI double against Davidson on May 4 ... Tallied a career-high four hits in four at-bats against Savannah State on May 8, including his fourth homer of the season ... Scored twice and drove in two ... Started twice at DH against Duke, providing a double and two walks in game one ... Started at DH in game one at North Carolina and notched a sacrifice fly ... Played in two of the Hokies' games in the NCAA Tournament, getting an at-bat versus Bucknell and South Carolina.

2009: Despite losing a lot of playing time in the regular season, had a strong offseason and was named the team's MVP for the fall after hitting .700 (7-for-10) with six RBI and three doubles in the Hokie Fall World Series ... Scored once and drove in a run in the season opener against UNC Asheville ... Picked up hits in the second Wofford game and in the first USC Upstate game ... Made his first start of the year (at third base) at Radford on March 10 and went 1-for-5 with a double and a run scored ... Had a pinch-hit, RBI single in game three with Georgia Tech ... Walked and scored a run in pinch-hit duty in game two at NC State ... Started game three at first base and picked up a hit before going hitless at James Madison in a start at third ... Started at third in all three games of the Wake Forest series, registering a hit in each of the first two ... Scored a run in pinch-hit duty against James Madison on April 8 ... Picked up a pinch hit in the first game at Florida State.

2008: Saw most of his time as a DH or as a pinch-hitter, finishing the year with a .290 average ... Saw his first action in game two against Pitt, entering the game as a pinch-hitter and moving to first base ... Singled in two at-bats ... Started as the DH in the second game with Coastal Carolina ... Picked up a key two-run single at Davidson and saw some action at third base ... Contributed a two-run double in the first Central Connecticut game ... Had another two-run double in the final game with Central Connecticut State ... Started at third against Binghamton and had two hits, an RBI and a run scored ... Hit his first home run, drove in two runs and stole a base against Fordham ... Recorded two hits against Longwood ... Doubled and stole a base in game one with Maryland, scored twice and drove in two in game two, and went 2-for-4 in game three ... Scored twice at Liberty ... Doubled in games one and three against NC State ... Had a pinch-hit single and a run scored in game three at Clemson ... Went 2-for-5 with three RBI in game two with Presbyterian, including a walk-off RBI single in the bottom of the 10th.

William & Mary: Redshirted during the 2007 season before transferring to Tech.

High School: Lettered for three years under Coach John Marano at Mills E. Godwin High School ... Made the all-district team three times, as a designated hitter in 2004, a first baseman in 2005 and a utility player in 2006 ... As a senior, hit .350 with three homers and 14 doubles, while recording six saves and a 2-1 record on the mound ... As a junior, batted .342 with four home runs and 12 doubles, while going 3-1 as a pitcher for the 2005 district champions ... Also lettered for three years in basketball as a forward/center ... Other activities included National Honor Society, BETA, Peer Helpers and Key Club.

Personal: Matthew Stephen Blow ... Born 1/22/88 in Alexandria, Va. ... Son of Michael and Carol Blow, both of whom went to Tech from 1979-83 ... His sister, Katie, is a junior on the Hokies' tennis team ... Enrolled in residential property management.

Year	Avg	GP-GS	AB	R	H	2B	3B	HR	RBI	TB	SLG%	BB-HBP	SO	OB%	SF-SH	SB-A
2008	.290	41-26	100	16	29	6	0	1	21	38	.380	16-4	17	.402	2-0	5-5
2009	.205	25-6	39	6	8	1	0	0	2	9	.231	2-0	14	.244	0-0	0-0
2010	.245	45-23	94	15	23	6	0	4	19	41	.436	11-0	29	.318	2-1	1-2
Career	.258	111-55	233	37	60	13	0	5	42	88	.378	29-4	60	.344	4-1	6-7

Kyle Cichy



Brandon Fisher



DEVIN BURKE #41

r-Sophomore • R/R, P, 6-1, 200 • Darien, Conn.



Hughes says: Devin is a very talented right-handed pitcher. He is someone we saw and liked in high school, so we had a history with him and knew what we were getting. We are happy he is now with our program. He brings experience at this level and good stuff. Despite having to sit out, this first year will be productive for him to make significant jumps with his strength and conditioning.

Duke: Appeared in 11 games and made three starts for the Blue Devils ... Posted a 3-1 record with an 8.13 ERA ... Threw 27.2 innings and struck out 17 batters ... Started the first game of his career

versus Georgia on Feb. 21, throwing three innings and allowing four runs ... Won his second career start after tossing five innings, allowing three runs in a 10-3 win over Quinnipiac on March 8 ... Also picked up a win in third start, throwing five frames at NC Central, striking out a season-high five and allowing one run in an 11-2 victory on March 31 ... Picked up final win in a relief appearance against Presbyterian on May 11 tossing 4.2 scoreless innings out of the pen and three strikeouts ... Did not allow an earned run over his last six innings pitched.

High School: Was a three-year letter winner for Coach Mike Scott at Darien High ... Posted a 1.75 ERA with 104 strikeouts in 64 innings as a senior ... Allowed just 18 walks ... Threw one no-hitter and five one-hitters ... Also batted .449 with two home runs, four triples and drove in 23 ... Slugged .859 with a .546 on base percentage ... Named MVP of the Connecticut High School All-Star Team as a senior ... Also, named ALL-FCIAC East First Team as a junior and senior ... As a junior, struck out 88 over 58 innings with just 31 walks and a 1.31 ERA ... Was 17-12 in his high school career with a 2.03 ERA and 307 strikeouts in 213 innings ... Honored with the Team Connecticut "Golden Arm" Award.

Personal: Devin Gerard Burke ... Born 2/20/91 in New York, N.Y. ... Son of Shawn and Vivianne Burke ... Enrolled in university studies.

EDDIE CAMPBELL #26

Freshman • L/L, P, 6-0, 200 • Bridgewater, Mass.



Hughes says: Eddie is a very advanced freshman pitcher. He should contend for a rotation spot. His stuff is ready to transition into college baseball and mentally he's more than ready to make the jump from high school baseball to Division I college baseball which is unique for freshman pitchers.

High School: Was a 44th-round selection by the Cincinnati Reds in the 2010 Major League Baseball First-Year Player Draft in June after lettering all four years on varsity while playing for Coach John Kearney at Bridgewater-Raynham High ... In his career, posted a 26-4 record with 372 strikeouts and a 0.97 ERA on the mound ... Also batted .507 his senior year with a .656 on-base percentage ... Earned three all-league honors, three Eastern Mass. All-Star selections, was the 2009 Eastern Mass. All-Star Pitcher MVP and was a two-time Mass. All-Star selection ... Was a 2010 Rawlings/Perfect Game preseason first-team All-American and first-team Northeast Region ... Also, earned Player of the Year honors from the Boston Globe, Taunton Gazette and Brockton Enterprise.

Personal: Edward Adam Campbell, Jr. ... Born 1/17/92 in Newton, Mass. ... Son of Edward and Katherine Campbell ... Enrolled in business.

KYLE CICHY #31

r-Senior • R/R, P, 6-1, 168 • Bridgewater, Mass.



Hughes says: Kyle is coming back from labrum surgery. I really don't know what's going to happen with his rehab, and he is battling that right now. We hope he can supply us with quality innings out of the bullpen.

2010: Redshirted the season.

2009: Pitched a scoreless inning with two strikeouts in the season opener with UNC Asheville ... Struck out a then season-high three batters in the second game of the doubleheader at Wofford ... Pitched three scoreless innings in the two games with East Tennessee State ... Tossed a scoreless

frame in the first win over VMI ... Worked a season-high 3.2 innings against USC Upstate on March 24 ... Gave up four runs (two earned) in two innings of game two with NC State ... Pitched a perfect inning in the shutout of James Madison ... Pitched a scoreless inning in game one with Wake Forest ... Allowed a run in one inning of work at High Point ... Pitched one inning versus William & Mary ... Tied a career high with five strikeouts over three innings in game two at Florida State.

2008: Was one of Tech's most called-upon relievers, making 16 appearances and tying for the team lead with three saves ... Pitched two innings in the second Pitt game, allowing four hits and five runs, four earned ... Walked four batters and struck out three in that outing ... Pitched one scoreless inning in game one with Central Connecticut and then picked up a save with four innings of relief in game three against Central Connecticut State ... Allowed two runs on four hits during that stint ... Pitched two shutout innings of relief in game two at Georgia Tech ... Struggled in game one at North Carolina, surrendering five runs, four hits and two walks in 0.2 innings ... Struck out one batter in 0.2 innings of work against the Yankees ... Tossed 3.2 scoreless innings in game one against Florida State ... Picked up his second save by pitching two shutout innings at James Madison ... Pitched 4.1 innings of relief against Davidson, allowing just three hits, and earned his first win ... Tossed two innings of scoreless relief in game one at Clemson ... Tossed four innings against William & Mary to record his third save while striking out a personal-best five batters.

Western Carolina: Before transferring to Tech, played in six games, walking once in six plate appearances.

High School: Played shortstop and pitched for three years at St. Augustine Prep ... As a senior, led his school to the New Jersey State Non-Public class-A final while being named to the All-Cape Atlantic Conference first team and the Gannett All-State squad ... Batted .492 with eight homers and 32 RBI in his final season in Vineland ... Had a career game against Sacred Heart, hitting three home runs and driving in six runs, in addition to striking out two batters in the seventh inning to preserve a 13-9 victory.

Personal: Kyle Eric Cichy ... Born 7/5/88 in Vineland, N.J. ... Son of Edward and Carol Cichy ... Brother, Joe, pitched at Rowan University ... Enrolled in residential property management.

Year	ERA	W-L	App	GS	CG	SHO-CB	SV	IP	H	R	ER	BB	SO	B/Avg
2008	5.80	1-0	16	0	0	0-0	3	35.2	42	26	23	22	28	.300
2009	6.75	0-0	15	0	0	0-1	0	22.2	30	19	17	7	21	.330
Career	6.17	1-0	31	0	0	0-1	3	58.1	72	45	40	29	49	.312

SCOTTY DONLEY #30

Freshman • L/R, OF, 6-0, 185 • Crown Point, Ind.



Hughes says: Scott is a utility player and will probably get most of his time out in the outfield. He is a left-handed bat and made a big jump offensively this fall. He should get even better over the course of the year.

High School: Played for Coach Steve Strayer at Crown Point High and earned three varsity letters ... Was an all-area selection all three seasons, while being recognized as an all-conference and first-team all-state as both a junior and senior ... As a junior, batted .566 with 12 home runs and 61 RBI and 60 runs scored ... Finished his senior year with a .430

average with three home runs ... Holds school record for hits, at bats, runs and RBI.

Personal: Scott Joseph Donley ... Born 3/3/92 in Crown Point, Ind. ... Son of Jim and Julie Donley ... Enrolled in university studies.

DANNY FARRIS #15

r-Senior • R/R, P, 6-6, 225 • Garden Grove, Calif.



Hughes says: Danny is a kid that has struggled with his command his entire career. He will add depth out of the bullpen.

2010: Was not on the active roster, but assisted the team in a support staff role.

2009: Did not appear in any games.

2008: Did not see any action on the mound.

Pepperdine: Spent his freshman year in Malibu, Calif., where he threw 24.2 innings, going 2-1 with 16 strikeouts, 21 walks and a 4.38 earned run average ... Held opponents to a .163 batting average.

High School: In two varsity seasons at Los Alamitos High School for Coach Mark Clabough, went 16-5 with 104 strikeouts and just 30 walks in 122 innings pitched, and was twice named to the All-Sunset League first team ... Went 8-3 as a senior with a 2.80 ERA and 52 Ks in 60 innings, earning a spot on the All-Orange County all-star team, the Los Angeles Times second team, and the OC Register second team ... As a junior, went 8-2 with a 1.70 ERA and 52 Ks in 62 innings, and was tabbed the Sunset League Pitcher of the Year ... He threw the first perfect game in school and league history, and was named to the Los Angeles Times second team and the OC Register first team ... His team won the Sunset League title during his junior year

Personal: Daniel Joseph Farris ... Born 8/21/88 in Los Alamitos, Calif. ... Son of Mike and Lori Farris ... Enrolled in history.

BRANDON FISHER #12


r-Senior • R/R, P, 5-11, 175 • New Castle, Va.



Hughes says: I'm really looking for Brandon to have the type of season he had two years ago and give us quality innings out of the bullpen where he was such a reliable guy. I am very happy to have his experience as a fifth-year senior back in our program both on the mound and off-the field.

2010: Appeared in 17 games, all in relief, and posted a 2-0 record with a 4.01 ERA ... Threw 24.2 innings and struck out 20 batters ... Pitched a perfect inning of relief against Coastal Carolina ... Tossed another inning against West Virginia, but gave up three runs on two hits and a walk ... Pitched a scoreless eighth inning in the game-two win over Charleston Southern ... Gave up one run on three hits in an inning of work in game one with Long

Continued on next page



Continued from previous page

Island ... Surrendered an unearned run in 1.1 innings of relief versus Bryant on March 10 ... Had back-to-back two-inning outings on March 15 versus Columbia and March 16 versus Rider, striking out three batters in each game ... Allowed just two hits and one unearned run over the two appearances ... Was credited with the first win of his career versus Rider ... Allowed one run on two hits in a two-inning appearance in game two versus Clemson ... Tossed a hitless eighth to help preserve a shutout over Liberty ... Threw two innings of relief in game two with Wake Forest ... Pitched two perfect innings against VMI on March 30 and tied a career-high with five strikeouts ... Pitched a scoreless eighth inning in game one at Florida State before allowing a two-run homer in the ninth ... Picked up his second win of the season against NC A&T despite allowing a run on three hits and a walk ... Also struck out two ... Tossed a scoreless ninth in the game at VMI on April 27 ... Pitched a scoreless inning in game three versus Duke ... Pitched 1.2 innings in the game-one loss to North Carolina ... Threw two innings of relief and struck out two Bison in Tech's 16-7 victory over Bucknell in the NCAA Tournament on June 5.

2009: Finished second on the team with three saves ... Struck out 31 batters in 30.1 innings pitched on the season ... Struck out a career-high five batters in three innings versus East Tennessee State on Feb. 25 ... Fanned three in a career-high 4.2 innings pitched against Bryant on March 9 ... Picked up the first two saves of his career in back-to-back appearances, with the first coming against No. 3 Georgia Tech on March 21 and the second coming against USC Upstate on March 24 ... Was tagged with the first loss of his career in his next outing when he gave up four runs on three walks and two hits in the eighth inning of game two at NC State ... Bounced back with three innings of two-hit ball in the shutout of James Madison ... Struck out three while allowing two runs in 1.2 innings of game two versus Wake Forest ... Was tagged with the loss ... Collected his third save in game two with Maryland, finishing off the last two outs of a 4-3 game ... Made his first collegiate start against William & Mary, tying a career high with five strikeouts over four innings pitched ... Allowed two runs on four hits ... Allowed four runs over one combined inning in two games at Miami ... Pitched a scoreless frame at Davidson ... Gave up six runs (two earned) over two innings in the first game with Delaware State ... Tossed an inning and a third in the game-two win over Virginia ... Underwent right wrist surgery in the offseason.

2008: Finished second on the team in ERA with a mark of 3.65 ... Struck out 18 batters and walked nine in 12 appearances ... Led the staff in batting average against, limiting opponents to a .174 clip ... Made his first collegiate appearance on the mound with one inning pitched in game two against Pitt ... Struck out one batter and did not allow a hit or a run ... Allowed a run on two hits and struck out a pair of batters during an inning of work against Binghamton ... Pitched 2.1 innings of relief against Fordham, giving up one unearned run on one hit while striking out two batters ... Fanned two batters in one inning of work against the New York Yankees ... Walked a career-high three in game two with Florida State ... Pitched a perfect ninth inning at Liberty ... Went two scoreless innings in game one with Presbyterian ... Recorded career highs of strikeouts (3), runs (4) and earned runs (2) in game one with Miami.

2007: A walk-on who joined the team as a utility infielder and pitcher ... Took a redshirt year and concentrated on pitching.

High School: A four-year varsity performer at Craig County High School for Coach Eddie Helms ... Batted .527 his senior season, belting eight home runs and driving in 20 runs ... Also contributed 27 innings on the mound, compiling a 3-1 record, a 0.77 earned run average and 52 strikeouts ... Was named the Pioneer District Player of the Year and earned second-team all-state honors ... Was named All-Timesland by The Roanoke Times and gained all-district and all-region recognition ... Picked up second-team all-state honors his junior year after batting .438 and posting a 4-0 mark as a pitcher ... Worked 35.1 innings on the mound with a 1.08 ERA and 56 strikeouts ... Homered eight times ... Was an all-district and all-region performer as a freshman and sophomore ... Contributed four home runs each year, batting .500 with 16 runs batted in as a freshman and .400 with 13 RBI his sophomore season ... Helped his school to district tournament titles in each of his first three years.

Personal: Brandon Lee Fisher ... Born 8/6/87 ... Son of Aimee Reese and Dallas Fisher, Jr. ... Enrolled in residential property management.

Year	ERA	W-L	App	GS	CG	SHO-CB	SV	IP	H	R	ER	BB	SO	B/Avg
2008	3.65	0-0	12	0	0	0-0	0	12.1	8	8	5	9	18	.174
2009	4.75	0-2	19	1	0	0-1	3	30.1	33	20	16	12	31	.268
2010	4.01	2-0	17	0	0	0-1	0	24.2	27	14	11	7	20	.284
Career	4.28	2-2	48	1	0	0-2	3	67.1	68	42	32	28	69	.258

SCOTT HEELAN #34

Freshman • R/R, C, 5-10, 160 • Gurnee, Ill.



Hughes says: Scott is a freshman catcher, who is a very good receiver and has an accurate arm. With added strength could be a serviceable member of our catching core.

High School: Played for Coach Clint Smothers at Warren Township High and was a two-year starter as a catcher ... Was recognized as an all-conference and all-area player as both a junior and senior ... Earned all-state second team honors as senior, while helping team to the most wins in a single season at the school, a regional championship and a state berth... Season-high numbers included a .460

batting average with 42 runs, 44 RBI, 12 doubles, five triples and four home runs, while throwing out 12 base stealers ... Batted .398 as a junior with eight doubles, a triple, a home run, and 17 RBI ... Was named both the school's Male Athlete of the Year and the US Army Scholar Athlete of the Year.

Personal: Scott R. Heelan ... Born 7/11/92 in Lake Forest, Ill. ... Son of Bob and Renee Heelan ... Enrolled in human nutrition, foods and exercise.

RICKY HODGES #24

Freshman • L/L, P, 5-9, 160 • Darien, Conn.



Hughes says: Ricky should see innings out of the bullpen midweek for us. He has a feel for three pitches and made considerable jumps in the fall.

High School: Pitched for Coach Mike Scott at Darien High, earning varsity letters all four seasons ... Was named all-conference after junior and senior seasons ... As a junior coming mostly out of the bullpen, went 5-1 in 32 innings with a 0.97 ERA and two saves ... Helped the Blue Wave to the state championship semifinals after tossing a one hitter in an earlier state game.

Personal: Richard William Hodges ... Born 12/23/91 in Bronx, N.Y. ... Son of Rick and Laura Hodges ... Enrolled in accounting and information systems.

TYLER HORAN #27

r-Freshman • L/R, OF, 6-1, 220 • Middleboro, Mass.



Hughes says: Tyler will compete for innings in the outfield. He has made a tremendous jump from last year. He is one of the strongest players ever to play at Virginia Tech. He runs very well for his size. He has shown impressive power from the left side.

2010: Redshirted the season.

High School: Was a three-year starter for Coach Norm Walsh at Boston College High ... As a senior, led his team to a second consecutive state championship, while batting .407 with 31 runs scored, 24 RBI, six doubles, five triples, five homers and 15 stolen bases ... Was named to the

Massachusetts all-state team, as well as the all-scholastic team by both the Boston Globe and the Boston Herald ... Was the 2009 Massachusetts Sectional All-Star Team MVP, as well as a member of the Catholic Conference All-Star Team ... In 2008, was named to the Patriot Ledger All-Scholastic Team after hitting .376 with 16 stolen bases, 29 RBI and 33 runs scored, while adding seven doubles, three triples and two home runs ... Was also a three-year starter and all-star running back in football, and scored 16 touchdowns in nine games as a senior.

Personal: Tyler Roy Horan ... Born 12/2/90 ... Son of Roy and Karen Horan ... Enrolled in communication.

JAKE JOYCE #6

Sophomore • R/R, P, 5-11, 188 • Collinsville, Va.



Hughes says: Pitching-wise Jake perhaps has made the biggest jump. Mentally, I think he is ready to expand his role in our program out of the bullpen. He'll be fighting for the closer's job. He certainly has good enough stuff and a good enough approach with his outings in the fall to do that.

2010: Appeared in 15 games, all in relief, and posted a 1-0 record with a 5.68 ERA ... Threw 19 innings and struck out 21 batters ... Pitched two scoreless relief innings in the Charleston Southern series, striking out two in game one and allowing one hit in game three ... Tossed the final inning in

game four with Long Island, allowing two runs (one earned) on a hit and two walks ... Allowed a run in one inning of work in game one versus Maryland ... Threw two shutout innings versus Columbia, walking one and giving up four hits, while striking out three ... Was credited with the first win of his career ... Gave up two runs in 1.1 relief innings versus Rider on March 17 ... Allowed three runs on four hits in a one-inning appearance in game three with Clemson ... Struck out two in one inning of work as part of a combined shutout versus NC Central ... Gave up a run in two relief innings during game two with Miami, but tied a career high with three strikeouts ... Tossed a scoreless inning against NC A&T ... Tossed a perfect ninth inning at Radford ... Struck out a career-high four batters in 1.1 innings of relief in game three at Georgia Tech ... Pitched one inning in the game-three loss at North Carolina ... Threw two innings of relief in Tech's 16-7 victory over Bucknell in the NCAA Tournament on June 5.

High School: Played his final year at Carlisle High School after transferring from Bassett High School, where he played three years ... At Carlisle, went 9-2 with a 0.19 ERA and batted .578 for the Virginia Independent Conference regular season champs and state runners-up ... Limited opposing hitters to an .088 batting average while striking out 162 batters and allowing 19 hits and 31 walks in 64.1 innings pitched ... Added nine home runs, 15 doubles, five triples 41 RBI and 36 runs scored at the plate ... Was named the conference player of the year, the Timesland player of the year and the state co-player of the year ... As a junior at Bassett, was named first-team all-conference and all-region after going 7-3 with a 1.24 ERA, 93 strikeouts and 34 walks in 59 innings pitched ... Also batted .373 with four homers.

Personal: Jacob Kenneth Joyce ... Born 8/19/91 in Martinsville, Va. ... Son of Kenny and Kim Joyce ... Grandfather, Dan Tyler, attended Tech from 1958-59 ... Is the cousin of Tech football's offensive coordinator, Bryan Stinespring ... Enrolled in university studies.

Year	ERA	W-L	App	GS	CG	SHO-CB	SV	IP	H	R	ER	BB	SO	B/Avg
2010	5.68	1-0	15	0	0	0-1	0	19.0	24	14	12	9	21	.316
Career	5.68	1-0	15	0	0	0-1	0	19.0	24	14	12	9	21	.316

CHRIS KAY #2

Senior • R/R, C, 6-0, 207 • Marietta, Ga.




Hughes says: Chris will compete for the starting catching job. He has caught a ton of innings for us and brings a wealth of experience as a reliable team member.

2010: Played in 20 games while making one start as a DH ... Batted .200 with five hits, including two doubles and home run for a .400 slugging percentage ... Scored three times and drove in five runs ... Delivered a pinch-hit sac fly against West Virginia ... Made his first start of the year in game three with Long Island and delivered a three-run double ... Singled in game four ... Had a pinch-hit single against Liberty ... Doubled against NC Central

... Provided a huge insurance run in the series clincher over No. 9 Miami with a pinch-hit solo homer in the eighth inning ... As a pinch hitter in the second

Continued on next page

Clark Labitan



Joe Mantiply

Continued from previous page

game with Savannah State, reached on an error while dropping down a sac bunt and later scored.

2009: Was the Hokies' most reliable pinch hitter, going 5-for-14 in emergency duty to record team highs in both categories ... Picked up an RBI in the season-opening win over UNC Asheville ... Collected his first hit and run scored of the season in the win over USC Upstate on Feb. 22 ... Made his first start (at DH) in the loss to East Tennessee State, going 1-for-3 with a walk ... Started at DH against Bryant, as well as in the win at James Madison ... Went 1-for-2 with a double, a walk, an RBI and a run scored against James Madison on April 8 ... Walked three times and scored a run in a start against High Point on April 28 ... Had a pinch-hit, RBI double in game three at Florida State ... Started at Davidson and responded with a double and his first career home run, a three-run shot ... Started game two versus Delaware State and launched three solo home runs, joining Steve Bumbry as the only Hokie to hit three bombs in a single game in 2009 ... Was named the Virginia Tech Athlete of the Week for his efforts ... Recorded a hit in the game-one upset of Virginia.

2008: Didn't see much action until an injury sidelined Anthony Sosnoskie for the season's final 10 games ... Picked up a start behind the plate in game two against Pitt ... Showed some freshman jitters with two passed balls, but also pounced on a ball that bounced away from the plate and threw out a runner attempting to score on the play ... Went 2-for-4 at the plate with a double and a run batted in ... Saw some action behind the plate in two of the three games with Central Connecticut State ... Had a sacrifice fly and caught three innings against Binghamton ... Became the No. 1 catcher when Sosnoskie suffered a season-ending injury in early May ... Had at least one hit in seven of the season's final 10 games, including an RBI single in game one with Presbyterian and a double against Liberty ... Went 2-for-4 with an RBI in game one with Miami ... Went 2-for-4 with a run scored versus William & Mary.

High School: A three-year letterman for Coach Shane Amos at Walton High School, where he helped the team to the 2007 class 5A state championship ... Was named the class 5A state player of the year by the Georgia Dugout Club, a division of the Georgia Athletic Coaches Association, following a senior season in which he batted .439 with eight home runs and 46 RBI ... He tallied 18 doubles on the year, giving him Walton's single-season and career records in the category ... He also ranks among the school's top three all-time in hits, RBI and home runs ... In addition to his state player of the year accolades, was also tabbed the Cobb County Player of the Year and a first-team selection by the Atlanta Journal-Constitution ... Hit .395 as a junior with 30 RBI and four homers, and .340 as a sophomore with 25 RBI and four round-trippers ... Also played football for two years.

Personal: Christopher William Kay ... Born 9/26/88 in Cincinnati, Ohio ... Son of Michael and Christina Kay ... Enrolled in electronic and print journalism.

Year	Avg	GP-GS	AB	R	H	2B	3B	HR	RBI	TB	SLG%	BB-HBP	SO	OB%	SF-SH	SB-A
2008	.268	22-11	41	3	11	1	0	0	4	12	.293	2-1	7	.304	2-1	0-0
2009	.265	29-7	49	9	13	4	0	4	9	29	.592	5-2	10	.357	0-0	0-0
2010	.200	20-1	25	3	5	2	0	1	5	10	.400	0-0	2	.192	1-1	0-0
Career	.252	71-19	115	15	29	7	0	5	18	51	.443	7-3	19	.305	3-2	0-0

CLARK LABITAN #3

Sophomore • R/R, P, 5-8, 170 • San Diego, Calif.



Hughes says: We are hoping he can return to form from two years ago after recovering from labrum surgery. We look to see him to be healthy in the middle of our year here in 2011. He has really good stuff and gave us a lot of innings as a freshman. We are hoping he can give us those quality innings again in the middle of the season.

2010: Redshirted the season.

2009: Was relied on heavily as a true freshman, finishing second on the team with 22 appearances on the mound (20 in relief) ... Tied for second on the team with four wins against just one loss ...

Factored into four decisions over his first seven appearances ... Took the loss against East Tennessee State on Feb. 24, but picked up the win the very next day against the Bucs after making the start and pitching two innings in a 'by-committee' outing by the Tech pitching staff ... Picked up another win on Feb. 28 after tossing a season-high three innings of relief against Bucknell

... Was credited with his third win in the victory over Radford on March 10 ... Made his second start at James Madison, and though he pitched just two innings, that was predetermined, making him eligible for the win ... Gave up three runs (two earned) in a relief appearance versus Wake Forest on April 3 ... Struck out a career-high six batters in just three innings at High Point ... Pitched 2.2 innings against William & Mary ... Went a career-high four innings on April 29 against Radford, allowing just one run and striking out three ... Was tagged for five runs over two combined innings in a pair of appearances at Florida State.

High School: Lettered three seasons as a center fielder and pitcher for Coach Gene Watkins at Mira Mesa High in San Diego, Calif. ... Was named to the All-Eastern League first team as a senior after going 6-1 with nine saves from the mound and hitting .410 with two home runs and 40 runs batted in from the plate ... Was named to the Union Tribune All-Academic Team ... Earned the same honors after a junior season in which he batted .395 and sported a 1.27 earned run average with 27 strikeouts in 27.2 innings pitched.

Personal: Clark Anthony Labitan ... Born 9/2/90 in San Diego, Calif. ... Son of Clark and Mary Ann Labitan ... Enrolled in apparel, housing, and resource management.

Year	ERA	W-L	App	GS	CG	SHO-CB	SV	IP	H	R	ER	BB	SO	B/Avg
2009	6.09	4-1	22	2	0	0-1	0	34.0	45	30	23	15	29	.306
Career	6.09	4-1	22	2	0	0-1	0	34.0	45	30	23	15	29	.306

ZAC MACANENEY #22

Freshman • L/L, OF, 5-9, 170 • Gibsonville, N.C.



Hughes says: Zac is very athletic. He has a very advanced approach at the plate for a freshman. He is definitely someone who can play the short game and can be an impact player with his legs. He is a plus defender for a freshman in the outfield.

High School: Lettered all four years on varsity while playing for Coach Lance Huff at Western Alamance High ... Before senior year, was named an Under Armour preseason All-American ... After a senior season that included a .500 batting average with 32 stolen bases, nine doubles, four triples, four home runs and a 7-0 record on the mound, was named the 2010 Conference Player of the Year (mid-

state triad), along with earning all-state and all-conference honors ... Junior season included a 5-1 record on the hill and a .450 average with eight doubles, three triples, two home runs at the plate with 18 stolen bases ... Set several school records including career hits, runs scored and doubles.

Personal: Zachary Patrick MacAneney ... Born 11/8/91 in Bellmore, N.Y. ... Son of Patrick and Kathy MacAneney ... Enrolled in business management.

JOE MANTIPLY #14

Sophomore • R/L, P, 6-4, 204 • Danville, Va.



Hughes says: Joe is the guy on our pitching staff who has the most experience coming back. He pitched on the weekends last year when we had some problems with injuries. He has valuable experience pitching in the ACC and in the regional. We look to lean on Joe a lot to give us some quality innings as a weekend starter.

2010: Appeared in 22 games and made seven starts ... Posted a 4-1 record with a 5.62 ERA ... Threw 57.2 innings and struck out 59 batters ... Combined on three shutouts during the season ...

Made his collegiate debut with one inning of work at No. 12 Coastal Carolina, entering in the fifth inning ... After a sac bunt and an intentional walk, surrendered a grand slam ... Walked three and struck out one ... Made his first start in game three at Charleston Southern, going six strong innings for the win ... Allowed just one run, scattering seven hits, walking none and striking out five ... Started again in game three with Long Island, tossing six shutout innings to pick up another win ... Allowed just three hits and a walk, while striking out a career-high eight batters ... Tossed four relief

innings in game one with Maryland, allowing four runs (two earned) on six hits and a walk, while striking out five ... Got roughed up in a game-three start at Clemson, and allowed six runs on seven hits and two walks in just 2.2 innings of work ... Pitched 2.2 innings of relief of Jesse Hahn on March 27 versus Wake Forest, allowing two runs on four hits and two walks, while striking out four ... Gave up two runs on five hits over 3.1 innings in a start at East Tennessee State ... Struck out three ... Threw two perfect innings as part of a combined shutout against NC Central ... Tossed an inning and a third of scoreless relief in game two with Miami ... Also tossed two scoreless innings in an abbreviated start versus NC A&T ... Faced two batters with one strikeout in game one at Virginia before allowing three runs on two hits and a walk in one inning of work during game two ... Pitched the final two innings of Tech's game-two win at Georgia Tech ... Combined with Mathew Price to become the first opponents to hold the Yellow Jackets without a home run in 18 games ... Earned his third win after tossing three scoreless innings in a start at VMI on April 27 ... Was eligible for the win because it was predetermined that Tech would use more than three pitchers in the game ... Started game three with Boston College and gave up four runs on five hits and a walk over 5.2 innings ... Struck out five and did not factor into the decision ... Threw three innings of relief in the May 8 shutout of Savannah State, allowing just two hits and striking out another five ... Pitched one inning of relief in the May 16 loss to Duke, allowing career highs of eight hits and six runs ... Tossed 2.2 innings of relief in the game-three loss at North Carolina, allowing three runs (two earned) on five hits ... Made two appearances in the ACC Tournament ... Threw 3.2 innings of relief, struck out four Cadets and earned the win on the mound in Tech's 4-3 victory over The Citadel in the NCAA Tournament on June 6.

High School: Had a dominating career at Tunstall High School for Coach Barry Shelton, going 33-2 with a 1.00 ERA and 358 strikeouts in 238 innings pitched over four years ... Went 11-1 as a senior, while batting .388 with three homers and 44 RBI ... Was the Class AA runner-up for state player of the year honors ... Was named the Class AA Region IV player of the year and a first-team all-state team member ... Was selected by the New York Mets in the 48th round of the 2009 Major League Baseball First-Year Player Draft ... Was named the Piedmont District player of the year after a junior season in which he went 9-0 with a 1.02 ERA and 91 strikeouts ... Went 9-1 with a 0.65 ERA and 115 strikeouts as a sophomore.

Personal: Joseph Newman Mantiply ... Born 3/1/91 in Danville, Va. ... Son of David and Trenace Mantiply ... Enrolled in university studies.

Year	ERA	W-L	App	GS	CG	SHO-CB	SV	IP	H	R	ER	BB	SO	B/Avg
2010	5.62	4-1	22	7	0	0-3	0	57.2	67	40	36	18	59	.293
Career	5.62	4-1	22	7	0	0-3	0	57.2	67	40	36	18	59	.293

MANNY MARTIR #9

Senior • R/R, P, 6-2, 226 • Jacksonville, Fla.



Hughes says: Manny has the stuff to pitch on the weekends. Hopefully he can continue to get better and be more productive on the mound. He should be competing for a rotation spot. I really like where he's at; he has made some jumps physically. I think he is ready to give us some real quality innings and let his stuff translate on the mound.

2010: Appeared in 12 games making five starts ... Posted a 4-3 record with a 7.97 ERA ... Threw 35 innings and struck out 29 batters ... Combined on two shutouts over the season ... Opponents hit just .263 against him ... Made his Hokie debut on

March 6 versus Long Island, walking one batter in a scoreless eighth inning ... Made his first start versus Rider on March 17 ... Took a perfect game into the sixth inning before allowing eight runs on six hits and two walks in that inning ... Finished with 5.2 innings pitched and eight strikeouts, but took the loss ... Went seven scoreless innings in his next start, earning his first victory as a Hokie and helping Tech to a shutout of Liberty ... Scattered four hits and five walks, while striking out four ... Was excellent against VMI on March 30, striking out a career-high 10 batters to earn his second consecutive win ... Gave up three runs, though only one was earned, on five hits and a walk ... Took the loss in game three at Florida State after allowing five runs on three hits and five walks in 1.2 innings of relief ... Faced three batters in game one

Continued on next page

Manny Martir



Continued from previous page

with Miami, allowing one run on one hit and a walk, while adding a strikeout ... Tossed two scoreless innings of relief versus NC A&T, striking out a pair ... Faced three batters in game two at Virginia, allowing one hit and striking out one ... Gave up four runs on four hits over 3.1 innings in a start at Radford, but was eligible for the win because it was pre-arranged that the Hokies would use more than three pitchers on limited pitch counts ... Struck out four and walked two in the contest ... Started game three at Georgia Tech but was pulled after just 1.2 innings of work after allowing two runs on a hit and three walks ... Was tagged with the loss against Davidson on May 4 after allowing six runs on five hits in 1.2 innings of relief ... Struck out three in that outing ... Threw four innings of relief, struck out three Bison and earned the win on the mound in Tech's 16-7 victory over Bucknell in the NCAA Tournament on June 5.

Indian River State College: Missed one season due to injury, but served as the team's No. 1 starter and captain in 2009 ... Pitched in 14 games, striking out 90 batters in 78 innings of work ... Went 3-5 with a 6.23 ERA ... Was given the Community Service Award from Coach Bob O'Brien ... Batted in one game and went 3-for-4 with a home run.

High School: Played four years of varsity for coaches Scott Marabell and Bill Parum at Wolfson High in Jacksonville, Fla. ... Led the team to the state championship game three times ... Was named the Class 5A high school Player of the Year in 2006.

Personal: Honorio Manuel Martir ... Born 1/13/88 in Augusta, Ga. ... Son of Onix and Daphne Martir ... Enrolled in apparel, housing, and resource management.

Year	ERA	W-L	App	GS	CG	SHO-CB	SV	IP	H	R	ER	BB	SO	B/Avg
2010	7.97	4-3	12	5	0	0-2	0	35.0	36	33	31	21	39	.263
Career	7.97	4-3	12	5	0	0-2	0	35.0	36	33	31	21	39	.263

CHARLIE McCANN #18

r-Sophomore • R/R, P, 6-3, 170 • Richmond, Va.



Hughes says: Charlie will fight to get mid-week appearances. He should add some depth to our bullpen. He has the capability to throw strikes with three pitches.

2010: Did not see any game action.

2009: Spent the season with the program but sat out as a redshirt to satisfy NCAA transfer rules.

Boston College: Spent the 2008 fall season with the Eagles before transferring to Tech.

High School: Lettered three years at St. Christopher's School in Richmond, Va. ... Was named the Virginia Independent Schools Athletic

Association Player of the Year after a senior year in which he went 8-3 with a 1.53 ERA on the mound ... Also hit .360 with five homers and 23 RBI and earned first team all-metro, all-state and all-prep honors.

Personal: Charles Carroll McCann ... Born 1/26/90 in Queens, N.Y. ... Son of Kathie and Frank McCann ... Enrolled in sociology.

SEAN McDERMOTT #16

Senior • L/L, P, 6-1, 240 • Walpole, Mass.




Hughes says: We look for Sean to have a healthy senior year. When he is healthy his stuff is just as good as anyone in our program. By the end of the fall, it looked like he was heading down that road to get back to having a healthy arm and being a productive lefthander for our pitching staff.

2010: Appeared in 14 games, all out of the pen, and posted a 1-1 record with a 4.66 ERA ... Threw 19.1 innings and struck out 12 batters ... Made his season debut on March 7 versus Long Island, allowing one hit in a scoreless seventh inning ... Tossed 3.1 scoreless innings in relief on March 10

versus Bryant, allowing three hits and a walk, while striking out one ... Did not pitch again until game one with Miami on April 9, when he walked the lone batter he faced ... Then pitched a perfect ninth inning against NC A&T ...

Sean McDermott



Retired the lone batter he faced in game three at Virginia ... Pitched two relief innings at Radford, striking out three but allowing his first run of the season ... Pitched two innings in game three at Georgia Tech and allowed three runs on six hits, while striking out two ... Tossed 1.2 perfect innings with three strikeouts in game one against Boston College ... Added 2.1 shutout innings in game three ... Recorded two outs in the game-two shutout against Savannah State ... Allowed one run on one hit and a walk in one inning of relief in the game-three loss to Duke ... Threw two-thirds of an inning in the game-two loss at North Carolina ... Threw 2.2 critical innings in the Clemson game at the ACC Tournament ... Retired eight of the nine men he faced, allowing just a solo home run ... Pitched one-third of an inning in Tech's NCAA Tournament game versus South Carolina on June 6.

2009: His 3.31 earned run average led all Hokies who threw at least 14 innings ... Fanned 31 batters and walked just eight in 32.2 innings of work ... Struck out six and allowed just one unearned run over six innings in his season debut at Wofford on Feb. 21, picking up a win in the process ... Fanned five in six innings against Bucknell on Feb. 28 ... Was tagged with the loss against Bryant on March 9 after allowing seven runs (five earned) in 4.1 innings ... Bounced back by earning a win over VMI on March 17, striking out six in five innings of work ... Earned his third win on April 8 versus James Madison by tossing the final 2.2 innings and striking out three ... Worked 1.1 innings in game two at Maryland and one inning at High Point, striking out two and serving up just one hit ... Picked up his first career save in game one with Clemson, striking out two batters and allowing one hit over two innings of work ... Struck out three in 3.1 frames of relief duty in game three with the Tigers ... Entered in a save situation in the ninth at Liberty on April 22 but was forced to leave the game with an arm injury and missed the rest of the season.

2008: Started seven games and appeared in 16, going 1-5 with a 6.32 earned run average in 52.2 innings ... Held Coastal Carolina to one hit over 5.2 innings in his first collegiate start but took the loss ... Allowed three runs, while striking out two batters and walking five ... Pitched seven shutout innings to register a win against Binghamton ... Allowed three hits, while striking out four batters and walking two ... Started game two at Georgia Tech and took a loss after allowing six runs on seven hits over five innings ... Made his first relief appearance in game two versus Florida State and took the loss, allowing eight runs on eight hits and six walks in four innings ... Pitched in relief again during game two at Virginia, and started against Longwood on April 2 ... Pitched three innings of shutout ball in game three with Maryland, and two more against VCU ... Started game three at Wake and did not factor into the decision after allowing two runs on six hits in 5.2 innings ... Took the loss in game three versus NC State after allowing six runs (four earned) in 1.2 innings of relief ... Fanned four in 2.1 innings at VMI ... Was saddled with the loss in a start against Liberty after allowing six runs (two earned) on six hits in an abbreviated start.

High School: Lettered all four seasons for Coach Bill Tompkins at Walpole High School, totaling a 25-2 record, 17 saves, 327 strikeouts and an 0.89 ERA ... Holds school records for most career wins, strikeouts and saves ... Went 10-1 as a senior, and was named the Bay State League MVP, the Daily Transcript Player of the Year, a Mass all-star and an All-Scholastic honoree by both The Boston Globe and The Boston Herald ... Also as a senior, set a school record by fanning 22 batters in one game and once carried a 59-inning scoreless streak ... Batted .343 while playing first base ... Was a Bay State League all-star as a junior, going 5-1 and hitting .310 ... His team won the 2005 Eastern Massachusetts championship when he was a sophomore, and he went 5-0 with nine saves, a 1.03 ERA and a .372 batting average ... Also lettered for three seasons as a tight end/defensive end in football, earning a Bay State League all-star nod in 2006.

Personal: Sean Bartley McDermott ... Born 5/2/89 in Boston, Mass. ... Son of Joe and Anne McDermott ... Enrolled in residential property management.

Year	ERA	W-L	App	GS	CG	SHO-CB	SV	IP	H	R	ER	BB	SO	B/Avg
2008	6.32	1-5	16	7	0	0-0	0	52.2	64	45	37	23	37	.305
2009	3.31	3-1	12	4	0	0-0	1	32.2	32	21	12	8	31	.248
2010	4.66	1-1	14	0	0	0-1	0	19.1	23	10	10	5	12	.311
Career	5.07	5-7	42	11	0	0-1	1	104.2	119	76	59	36	80	.288

JOHNNY MORALES #13

Junior • R/R, IF, 5-5, 170 • Bellflower, Calif.



Hughes says: Johnny has a chance to be one of the best defenders in the ACC. Right now, he will start at third base, but he can play all three infield positions at a high level defensively. Offensively, this fall, he showed us that he could be a very accomplished clutch contact hitter.

Cypress College: Was on the Chargers' roster for the 2009 and 2010 seasons ... In two seasons, started and played in all but one game ... Had 106 hits, 28 doubles, two triples and six home runs, while driving in 60 runs and scoring 68 times in 88 games ... As a sophomore, batted .343 with a .418 on-base

percentage and a .544 slugging percentage ... In 2009, hit his first collegiate home run in his first game versus Palomar College (1/27) ... Had 32 multi-hit games, including a career-high three hits six times ... Had 15 multi-RBI games including a career-high five once and four twice ... Scored at least two runs 14 times, including a career-high three four times ... In 2010, had a 18-game hitting streak from Feb. 13 through March 23 and batted .434 in the stretch.

High School: Was a three-year letter winner for Paramount under Coach Cameron Chinn, helping the team to a pair of league titles ... Awarded the 2008 San Gabriel League Most Valuable Player as a senior ... Earned second team all-San Gabriel League as a sophomore and first team after senior season ... Was named the team's MVP as a senior and the Offensive Player of the Year as a sophomore and junior ... Named the school's Athlete of the Year as a senior.

Personal: Johnathan Scott Morales ... Born 8/31/90 in Long Beach, Calif. ... Son of Luis and Rocio Morales ... Enrolled in sociology.

CHAD MORGAN #33

r-Freshman • R/R, C/OF, 5-11, 185 • Springfield, Va.



Hughes says: Chad is coming back from Tommy John surgery. He will be competing with Chris Kay for the starting catching job. He certainly showed in the fall that he can be a presence offensively in our line-up as well as a quality receiver with a quality arm.

2010: Redshirted the season.

High School: Was a four-year letterman for Coach Billy Emerson at Paul VI, where he captained the team to a state championship as a senior while setting school records in batting average (.483), on-base percentage (.583), home runs (seven) and RBI (34) ... Was named the Virginia Independent

Schools Player of the Year, as well as to the All-Met, All-Washington Catholic Athletic Conference and All-Fairfax teams ... A member of the 2009 Baseball Clearinghouse All-National Team ... Helped Paul VI to the WCAC championship in 2007 and to the state playoffs in 2008 ... As a junior, batted .418 with 28 RBI and two home runs while drawing a school-record 26 walks.

Personal: Chadwick Jonathan Morgan ... Born 2/21/91 in Detroit, Mich. ... Son of Lee and Heidi Morgan ... Enrolled in university studies.

COLIN O'KEEFE #21


Freshman • L/L, P, 6-1, 180 • Waterford, Conn.



Hughes says: Colin has a ton of ability and made a huge jump in his development from day one until the end of the fall. He should see considerable innings for us this spring.

High School: Pitched for his father Coach Jack O'Keefe at Waterford High, earning varsity letters all four seasons ... Was named the Gatorade Player of the Year, the Louisville Slugger Player of the Year and New Haven Register State Player of the Year after the 2010 season ... He finished that senior

Continued on next page



Andrew Rash

Continued from previous page

year 8-1 with a sub-1.00 ERA with 115 strikeouts ... Was earned 2009 and 2010 all-state honors ... Earned two letters playing on the Lancers' basketball team under Coach Don Berkel ... Other honors include 2010 Rawlings/Perfect Game preseason All-American honorable mention and first team Northeast Region.

Personal: Colin King O'Keefe ... Born 8/2/92 in Waterford, Conn. ... Son of Jack and Robin O'Keefe ... Enrolled in university studies.

GABE ORTIZ #7

Junior • R/R, OF, 6-2, 190 • Panama City, Panama



Hughes says: To me, Gabe has been the most pleasant surprise of all the newcomers that came in this fall. Right now, he should be a member of our starting outfield. He is a very advanced offensive player and a great worker.

Daytona State College: Limited to just eight games in 2010 before suffering a season-ending injury.

Vanderbilt: Was on the Commodores' roster for the 2008 and 2009 seasons ... Played in five games and collected three hits in four at-bats ... In first collegiate game, hit a pinch-hit RBI single and later scored a run versus Vermont (2/28/09)... Had first multi-hit day with a 2-for-2 afternoon at Lipscomb (3/10/09).

High School: Listed as the No. 9 prospect in Virginia by Baseball America entering the June 2007 draft ... Played for Coach Mike Lockhart at Notre Dame Academy in Middleburg, Va., and earned a pair of varsity letters ... Helped guide the Dragons to back-to-back state championships in 2006 and 2007, while earning state champ MVP honors both years ... Was also named all-state and all-conference after both seasons ... Named the MVP of the Southeastern Baseball Classic in 2007 and was team MVP in 2006 ... Batted .460 with 11 home runs and 53 RBI as a senior and .490 with seven home runs and 52 RBI as a junior.

Personal: Gabriel Ernesto Ortiz ... Born 8/30/88 in Panama City, Panama ... Son of Genaro and Dinorah Ortiz ... Enrolled in sociology.

JOE PARSONS #32

Senior • R/R, P, 6-0, 201 • Carmel, Calif.



Hughes says: Joe will look to compete for a mid-week starting job. He should also be able to provide us with quality innings out of the pen on the weekends.

2010: Made one start and pitched in six games total ... Won his only decision and posted a 10.13 ERA ... Threw 5.1 innings and struck out four batters ... Made his Hokie debut in game three at Charleston Southern, pitching a perfect eighth inning ... Gave up two runs on two hits and two walks in an inning of work versus Long Island on March 7 ... Registered his first strikeout on March 9 versus Bryant, while allowing a run on a hit and a walk in one inning of relief ... Entered in relief versus Columbia on March 15 and lasted just a third of an inning before taking a line drive off his elbow and exiting the game ... Saw his next action with a scoreless inning at East Tennessee State on March 31 ... Started against NC Central and threw one inning as part of a combined shutout ... Because it was predetermined that Tech would throw five pitchers in the game, he was eligible for his first victory as a Hokie.

Cuesta College: Before transferring to Tech, played the 2009 season for Coach Bob Miller at Cuesta Community College in San Luis Obispo, Calif., the same school that senior Mike Kaminski played at before coming to Tech ... Was named the Western State Conference Pitcher of the Year after going 8-1 with a save in 107 innings pitched ... Tossed three complete games and finished with a 3.41 ERA and 76 strikeouts.

Hawaii: Spent the 2008 season at Hawaii, where he made one appearance on the mound.

High School: Lettered three years for Coach Mike Kelly at Carmel High,

where the team was a three-time league champion and a three-time Central Coast section champion ... Was named all-county as a senior and all-league as a senior and a junior ... Earned a 22-3 record over his career ... Pitched 68 innings as a senior, throwing two complete games in just three starts and earning seven saves ... Struck out 90 and had a 2.20 ERA.

Personal: Joseph David Parsons ... Born 5/29/89 in Carmel, Calif. ... Son of Ron and Mary Parsons ... Enrolled in history.

Year	ERA	W-L	App	GS	CG	SHO-CB	SV	IP	H	R	ER	BB	SO	B/Avg
2010	10.12	1-0	6	1	0	0-1	0	5.1	6	6	6	5	4	.316
Career	10.12	1-0	6	1	0	0-1	0	5.1	6	6	6	5	4	.316

JAKE PEELING #25

r-Junior • R/R, P, 6-3, 197 • Waynesboro, Va.



Hughes says: Jake will have a role in the bullpen and will compete for innings. He needs to continue to mature to expand his role.

2010: Did not see any action on the mound.

2009: Redshirted while recovering from surgery to repair a torn labrum in his right shoulder.

2008: Made his collegiate debut against Boston College, allowing three runs (one earned) on three walks, one hit and one strikeout in one inning pitched ... Made his first career start at James Madison, but lasted just 1.1 innings after walking five and allowing two hits ... Was held accountable

for three runs (two earned).

High School: Completed his Waynesboro High School career in style for Coach Jim Critzer, going 8-1 as a pitcher in 2007, while batting .338 at the plate when playing outfield ... Was named a Virginia High School League all-star for his efforts ... Batted .240 as a junior, but went 9-1 from the mound ... For his career, racked up 17 wins to just two losses, compiled a 2.32 ERA, and struck out 198 batters against only 43 walks ... Team went 45-13 during his career ... Also played golf for four seasons and was a power forward on the basketball team for two seasons ... Was a member of the Beta Club and the Fellowship of Christian Athletes.

Personal: Jacob Brandt Peeling ... Born 6/28/89 in Waynesboro, Va. ... Son of Mitch Peeling and Karen Kiger ... His father played baseball at West Chester College in Pennsylvania and coached at Mississippi State under coach Ron Polk ... Enrolled in sociology.

Year	ERA	W-L	App	GS	CG	SHO-CB	SV	IP	H	R	ER	BB	SO	B/Avg
2008	11.57	0-0	2	1	0	0-0	0	2.1	3	6	3	8	1	.300
Career	11.57	0-0	2	1	0	0-0	0	2.1	3	6	3	8	1	.300

CHAD PINDER #4

Freshman • R/R, IF, 6-2, 175 • Poquoson, Va.



Hughes says: We're very excited about him. Chad can play at every infield position. He has a chance to play a valuable role in our program from the get go because of his versatility. He can also be serviceable out in the outfield. He is very athletic with a lot of upside and will be a very accomplished offensive player.

High School: Played shortstop for Coach Kenny Bennett at Poquoson High, earning varsity letters all four seasons ... Named second team all-state during junior and senior years, while helping the Bulls to the 2009 and 2010 state championship both seasons

... Batted .495 with nine home runs and 51 RBI as a senior, while posting more than 100 hits, 100 RBI and 100 runs scored over high school career ... Was also a 2010 Rawlings/Perfect Game third team preseason All-American ... Also played basketball for Coach Todd Bowden ... Earned three varsity letters (did not play senior season) and was named second team all-region as a junior in 2009 ... As a sophomore and junior, made first team all-district and was the team MVP ... Received the 2010 Joe Thomas Award, which honors the top graduating student-athlete at the school.

Personal: Chadwick Hudson Pinder ... Born 3/29/92 in Richmond, Va. ... Son of Chris and Beth Pinder ... His father played in the Baltimore Orioles' and Cleveland Indians' farm systems ... Enrolled in university studies.

ANDREW RASH #20

r-Sophomore • R/R, UTL, 5-11, 193 • Anderson, S.C.



Hughes says: We look for Andrew to continue to get better where he left off at the end of last year. At the end of 2010, he was one of our top hitters, who got real hot and really came into his own. We expect him to make jumps in his play. He might have the most power in the ACC of any player. If he can continue to cut down his strikeouts, he can be a productive clutch hitter that he was through the last half of last year.


2010: Started 20 games (10 as DH, eight in LF, two in RF) and saw action in 39 total games ... Batted .344 with 31 hits, including six doubles, a triple, and six home runs for a .633 slugging percentage ... Scored 18 runs and drove in 16 more ... Drew five walks and was hit by three pitches for a .394 on-base percentage ... Also had four pinch hits during the season ... Walked and scored in a pinch-hit appearance against Kentucky, his collegiate debut ... Walked and scored in a pinch-hit appearance in game one at Charleston Southern ... Made his first start in left field in game two and recorded his first collegiate hit ... Had an outfield assist in game three ... Hit a pinch-hit, two-run homer in game three with Long Island, the first homer of his career ... Started in left field in game two with Maryland, going 1-for-3 with two RBI and two runs scored ... Picked up a pinch-hit single versus Columbia ... Had a pinch-hit single against VMI on March 30 ... Had a single in two at bats versus East Tennessee State ... Recorded his first two-hit game as a collegian versus NC Central, singling twice and scoring twice ... Notched the first double of his career in a pinch-hit appearance in game two with Miami ... Started in left field of game one at Virginia and went 2-for-3 with a solo home run ... Started at DH in game three at Georgia Tech and delivered his second double of the season ... Went 3-for-7 in two starts against Boston College, hitting his first collegiate triple and his third home run in game two ... Had an RBI single and scored in game three ... Went 2-for-2 with his third double in the game-one win over Savannah State ... Started at DH in game two with Duke and went 2-for-6 with an RBI double, a single and a run scored ... Was hit by a pitch and scored in game three ... Led the Hokies in hitting during the North Carolina series, going 6-for-9 with a slugging percentage of 1.111 ... Hit his second, and the team's sixth, pinch-hit home run of the season in game one ... Went 2-for-4 with a double in game two and tallied a career-high three hits in game three ... Continued his breakout in the ACC Tournament, going 5-for-12 with two home runs, a double and five runs batted in ... Also scored three times, including the winning run in the eighth inning against Clemson ... Drove in a career-high four runs against NC State ... Had a hit and drove in a run with a sacrifice fly in Tech's 16-7 victory over Bucknell in the NCAA Tournament on June 5 ... Played in all four NCAA contests.

2009: Did not appear in any games.

High School: Earned all-area, all-region and all-state team honors on multiple occasions for Coach Barry New at Westside High ... Played in the North-South All-Star game and was named the team's MVP after a senior season in which he batted .420 with seven doubles, 32 runs batted in, 30 intentional walks and a school-record 10 home runs ... Prior to his senior season, was ranked as the No. 1 catcher in 4A by Diamond Prospects and had tallied a .487 average with 14 home runs, 12 triples, 48 doubles and 94 runs batted in.

Personal: Andrew John-Grant Rash ... Born 11/13/89 in Anderson, S.C. ... Son of Frances and the late Alan Rash ... Enrolled in human development.

Year	Avg	GP-GS	AB	R	H	2B	3B	HR	RBI	TB	SLG%	BB-HBP	SO	OB%	SF-SH	SB-A
2010	.344	39-20	90	18	31	6	1	6	16	57	.633	5-3	21	.394	1-0	0-1
Career	.344	39-20	90	18	31	6	1	6	16	57	.633	5-3	21	.394	1-0	0-1



Patrick Scoggin



Michael Seaborn

PATRICK SCOGGIN #37

Sophomore • R/R, P, 6-4, 270 • Richmond, Va.



Hughes says: Patrick needs to make a jump for us to make up for the hit we took in the draft (three starters, one reliever, 316 innings) and we certainly think he has the stuff to pitch for us on the weekends. We need some guys to assert themselves and take over a rotation job on the weekends and Pat is one of those guys.

2010: Made three starts and pitched in eight games total ... Went 1-1 with a 9.00 ERA ... Threw 19 innings and struck out 18 batters ... Combined on two shutouts during the season ... Made his collegiate debut against Coastal Carolina, allowing three runs (two earned) on two hits and a walk in one inning of work ... Threw a wild pitch and hit a batter ... Pitched a scoreless inning on March 6 versus Long Island ... Made his first start on March 10 versus Bryant and took the loss after allowing four runs (three earned) on eight hits over four innings ... Pitched four innings in his second start, a no-decision versus Rider on March 16 ... Allowed seven runs (six earned) on six hits and five walks, while striking out three ... Earned his first-career win at East Tennessee State after pitching 2.2 innings in relief and striking out four ... Allowed a run on two hits and three walks ... Struck out three batters over two innings as part of a combined shutout against NC Central ... Turned in a solid effort out of the bullpen at VMI on April 27, tossing three shutout innings with three strikeouts and just one hit ... Struggled in a start against Davidson, lasting just 1.1 innings and giving up seven runs on six hits.

High School: Lettered three years for Coach Ken Moore at Douglas Freeman High School ... As a senior, was named Team MVP, first-team Colonial District, second-team Richmond Times-Dispatch All-Metro and honorable mention Central Region ... Went 4-2 with a 1.04 ERA, 58 strikeouts and 16 walks in 40.1 innings pitched ... Two losses came against top-10 region teams, while two wins came against state semifinalist Deep Run ... Was named a preseason Rawlings and Perfect Game honorable mention All-American and first-team Atlantic Region ... Also played football as a lineman.

Personal: Patrick Richards Scoggin ... Born 2/21/91 in Richmond, Va. ... Son of Jeff and Anne Scoggin ... Enrolled in university studies.

Year	ERA	W-L	App	GS	CG	SHO-CB	SV	IP	H	R	ER	BB	SO	B/Avg
2010	9.00	1-1	8	3	0	0-2	0	19.0	28	22	19	12	18	.341
Career	9.00	1-1	8	3	0	0-2	0	19.0	28	22	19	12	18	.341

MICHAEL SEABORN #5

r-Senior • R/R, IF, 5-7, 172 • Atlanta, Ga.



Hughes says: Mike has probably played more innings than any other returner in our program. He looks again to be a fixture at second base and he should continue to improve offensively. He had a tremendous fall with the bat. We are very lucky to have his leadership and experience in the middle of our defense.

2010: Was one of three players to start every game during the year for the Hokies, and all 62 were at second base ... Had 18 multi-hit games and 11 multi-RBI contests ... Hit .283 with 65 hits, including 12 doubles, a triple and seven home runs for a .435 slugging percentage ... Scored 43 runs and drove in 44 more ... Drew 25 walks and was hit by a pitch five times for a .357 on-base percentage ... Finished tied for 75th in the nation in sacrifice flies with six ... Was named to the All-ACC Academic team ... Started at second against Kentucky, where he redshirted during his freshman season ... Singled, walked twice and scored twice against Coastal Carolina ... Tied a career high with four hits against West Virginia, including two singles, a double and a homer ... Drove in two and scored twice ... Went 2-for-4 with two walks in game one at Charleston Southern ... Stole his first base in game two ... Had a sac fly in game three ... Went 5-for-16 with a double, a homer and five RBI in the Long Island

series ... Had an RBI single on March 10 versus Bryant ... Went 4-for-11 with a pair of doubles in the Maryland series ... Tied a career-high with five RBI versus Columbia on three hits, including a double ... Followed that up with a 2-for-3, three-RBI performance on March 16 versus Rider ... Went 3-for-4 with an RBI and a run scored versus Liberty ... Picked up two hits, including his sixth double, in the Wake Forest series ... Doubled once and scored twice against VMI on March 30 ... Went 4-for-11 with a double and two walks in the Florida State series ... Hit his third home run of the year, a solo shot, in the NC Central game ... Went hitless in the Miami series, but bounced back with a 2-for-4 effort against NC A&T, including two RBI and the second triple of his career ... Went 2-for-3 with a walk and a run scored in the game-three win over Virginia ... Batted .364 (4-for-11) with three runs scored and three RBI in the Georgia Tech series ... Also had an RBI single at VMI on April 27 ... Had a sac bunt in game two with Boston College and his fourth homer, a two-run shot, in game three ... Doubled twice and scored twice in the loss to Davidson ... Had a two-run single and a sac fly in the first win over Savannah State and added a double and a run in the second win ... Batted .333 in the Duke series, including a grand slam homer in the game-two win ... Also doubled in that game, after singling twice in game one ... Tallied three hits in the North Carolina series, including his sixth home run of the season - a two-run shot - in game one ... Went 4-for-10 with three walks and two hit-by-pitches at the ACC Tournament, scoring four runs and driving in three ... Homered in the Georgia Tech game ... Drew two walks, hit a single and scored a pair of runs in Tech's 16-7 victory over Bucknell in the NCAA Tournament on June 5 ... In the team's two NCAA games on June 6, against The Citadel and South Carolina, had a hit, a walk, and scored the first run of each game, helping Tech defeat the Cadets, 4-3 ... Played in all four NCAA contests.

2009: Started a combined 47 games at second and third base and batted .300 for the season ... Tied for second on the team with seven home runs ... Was named to the All-ACC Academic team ... Went 7-for-16 at the Courtyard by Marriott Classic Feb. 20-22, scoring five runs, driving in four and doubling twice ... Went 3-for-4 in the first win over Bucknell ... Homered on back-to-back days against Bryant on March 9 and at Radford on March 10 ... Replaced Tony Balisteri at second base on March 22 against No. 3 Georgia Tech and went 1-for-3 with an RBI single and a run scored ... Went 7-for-14 in three games at NC State ... Had a career-high four hits in game one before hitting his third home run in game two ... Picked up an RBI single at James Madison ... Went 3-for-3 with a stolen base in game one with Wake Forest ... Had his fourth homer (a two-run shot) in game two ... Picked up two hits with his third double in the James Madison game on April 8 ... Doubled in both games one and two at Maryland ... Went 2-for-4 with another double and three runs scored at High Point ... Singled, walked, stole a base and scored a run in game one versus Clemson ... Singled and scored against William & Mary ... Singled home a run at Liberty ... Went 1-for-2 with two runs, two RBI, two walks and a home run versus High Point on April 28 ... Went 2-for-3 with a stolen base in game two at Florida State ... Hit a two-run homer at Davidson ... Combined to go 4-for-9 with two runs scored, three RBI and his seventh homer of the year in the doubleheader with Delaware State ... Went 2-for-4 with an RBI in game two versus Virginia ... Doubled in game three.

2008: Played a huge role for Tech after transferring from Kentucky, starting 45 games, including 41 at the hot corner ... Despite his small stature, displayed good power and tied for the team lead with eight home runs ... Batted .259 on the season, including a mark of .300 in non-conference games ... Started as the DH in the opening game and picked up his first collegiate hit ... Played third base in the second Pitt game and showed some pop with a triple and a solo home run ... Drove in three runs in that game ... Pulled a hip flexor during the first Coastal Carolina game and missed seven games ... Started at third and played briefly in game one at Georgia Tech ... Started at DH against James Madison and Fordham ... Had a hit, an RBI and scored two runs versus Fordham ... Started all three games at North Carolina, picking up a hit in each contest ... Hit his first collegiate double in game one ... Homered in back-to-back games - the first coming in game three against Florida State in a three-hit, three-run effort, and the second coming at James Madison which he paired with a double and five RBI ... Hit a solo home run on April 1 against Radford ... Was ejected from the Longwood game after he barreled over the catcher in a play at the plate ... Went 2-for-4 versus Davidson and scored twice against VCU ... Doubled in game one at Wake and homered in game three ... Scored three times on a double and two walks at Liberty ... Hit a solo home run in game three with NC State - his sixth of the season ... Hit a solo homer in game two at Clemson and hit a two-run bomb at VMI ... Had an RBI double versus William & Mary ... Doubled in Tech's win over Duke.

Kentucky: Redshirted on the field in 2007 but was named to the SEC

Freshman Academic Honor Roll.

High School: Lettered for four seasons at Lovett High School under coaches Ricky Davis and Lance Oubs ... As a standout shortstop, helped lead his team to the class AA state championship in 2006 while breaking the school's career home run record with 26, including 11 as a senior ... Also as a senior, batted .375 with 21 RBI, 48 runs scored and 24 stolen bases ... Had eight doubles and a .736 slugging percentage, and hit two homers in the state semifinal, including a walk-off that sent the team to the title game ... As a junior, batted .457 with 31 RBI, 48 runs scored, 12 doubles, eight home runs, 26 steals and a slugging percentage of .840, helping his team to a district title and the state's Elite 8 ... Played football for two seasons.

Personal: Michael Richard Seaborn ... Born 10/14/87 in Atlanta, Ga. ... Son of Rick and Linda Seaborn ... Father played tennis for Emory University ... Enrolled in finance.

Year	Avg	GP-GS	AB	R	H	2B	3B	HR	RBI	TB	SLG%	BB-HBP	SO	OB%	SF-SH	SB-A
2008	.259	46-45	158	34	41	6	1	8	24	73	.462	11-6	37	.330	1-4	0-0
2009	.300	50-47	170	33	51	8	0	7	28	80	.471	20-8	38	.399	0-0	4-7
2010	.283	62-62	230	43	65	12	1	7	44	100	.435	25-5	37	.357	6-5	2-4
Career	.281	158-154	558	110	157	26	2	22	96	253	.453	56-19	112	.363	7-9	6-11

RONNIE SHABAN #29


Junior • L/R, IF/P, 6-0, 196 • Moseley, Va.




Hughes says: He is our top returner offensively and our most clutch performer. Ronnie will be a utility infielder seeing time mostly at first base. He will also be a fixture in the bullpen late in games this year. He only threw six innings last year, but his innings and appearances will jump considerably this season because his stuff is good enough. He will have a great opportunity to do that. We really like him at the end of our game on the mound.

2010: Started 61 of the 62 games played, with 32 at first, 28 at third, and one at short ... Had 24 multi-hit games, including nine games with at least three hits ... Led the team with 19 multi-RBI games, including nine with at least three ... Also had a 10-game hitting streak during the season ... Batted .346 with 82 hits, including 20 doubles (second on the team), three triples and eight home runs for a .557 slugging percentage ... Crossed the plate 54 times and drove in a team-high 67 runs ... Drew 33 walks (second on the team) and was hit five times for a .436 on-base percentage ... Was 8-for-9 on stolen base attempts ... Finished the season tied for 117th in the nation in doubles and 77th in the country in RBI ... In six appearances on the mound, had 6.1 innings of work ... Combined on a shutout and posted a 2.84 ERA ... Struck out seven batters, and opponents hit just .200 off him ... Walked twice, scored and delivered a sac bunt against Coastal Carolina ... Had an RBI double, scored twice and was hit by a pitch against West Virginia ... Tied a career high with four hits, including a double, in game one at Charleston Southern ... Also made his first relief appearance in game one, tossing one inning with a strikeout ... Had an RBI single in game three ... Was the Hokies' leading hitter in the Long Island series, going 7-for-13 with three runs scored, a double and his first homer of the season ... Also walked three times and drove in five ... Went 3-for-6 with two walks in the pair of games with Bryant ... Led Tech in the Maryland series by going 4-for-10 with three runs scored, two walks and a game-two homer ... Went 2-for-6 with a double and two RBI versus Columbia ... Added a two-run double in the first game with Rider ... Walked and scored in the second game, while also throwing two perfect innings on the mound with a career-high three strikeouts ... Led the team with a .333 batting average in the Clemson series, going 3-for-9 with three walks ... Had two RBI and two runs scored, as well as his first stolen base of the season ... Pitched a third of an inning in game three with the Tigers, allowing three runs (two earned) on one hit and two walks ... Went 3-for-4 with two doubles and three RBI against Liberty ... Went 3-for-9 with a double and an RBI in the Wake Forest series ... Batted third against VMI on March 30 and scored twice, while adding an RBI double ... Went 3-for-4 with two runs scored and three RBI at East Tennessee State, including a double and a homer ... Also pitched a scoreless eighth from the mound ... Collected just three hits in the series at Florida State, but hit a key grand slam in the game-two win ... Went 4-for-12 with four RBI in the Miami series, including a three-run homer in game one ... Had an RBI single

Continued on next page



Ronnie Shaban



Tim Smalling

Continued from previous page

and scored a run in the game-three win over Virginia ... Drove in four runs and tied career-highs with two doubles and four hits in the win over Radford ... Was named the Virginia Tech athlete of the week for his efforts in Tech's series win over No. 3 Georgia Tech, going 6-for-12 on the weekend with five runs scored, two walks, a stolen base, a triple, a homer and five RBI ... Delivered the go-ahead single in the 11th inning of the game-one win, then went 2-for-4 with two RBI and three runs scored in the game-two clincher ... Also went 4-for-5 with two doubles and four RBI in a mid-week win over Radford ... Went 5-for-12 with four runs scored in the sweep of Boston College ... Three of those hits, including two runs, an RBI and a steal, came in game one ... Went 3-for-5 with two doubles and his third triple in six games in the loss to Davidson ... Walked twice and scored twice in game one with Savannah State ... Went 2-for-3 with a three-run double in game two ... Went 6-for-13 in the Duke series, driving in a team-high eight runs and stealing two bases ... Went wild in game two, going 4-for-5 with three runs scored and six RBI, including a three-run homer ... Only had two hits in the North Carolina series, a double in game one and a solo homer in game three ... Picked up three hits, including two doubles, in the ACC Tournament, while driving in three runs ... Walked a career-high three times versus NC State ... Helped Tech to a 16-7 win over Bucknell in NCAA Tournament on June 5 with a three-hit day, with two hits in the first two innings which produced four runs, including a two-RBI double, and also scored three times ... Played in all four NCAA contests.

2009: Made an immediate impact as a true freshman ... Started a combined 45 games at first base, third base, shortstop and DH, while making six appearances as a relief pitcher ... Batted .326 with four homers, 38 RBI and 19 doubles ... Scored two runs with his first collegiate hit as the first baseman in the first game of the Wofford doubleheader, and then struck out two batters from the mound in the nightcap ... Went 2-for-4 with two RBI and a double in the first East Tennessee State game, and then pitched one inning, allowing two hits, in the second contest with the Bucs ... Went 4-for-8 with a double and run scored in the doubleheader with Bucknell on Feb. 27 ... Gave up his first run as a pitcher on March 6 at Duke ... Pitched a perfect inning at Radford on March 10 ... Had a four-game stretch from March 17-21 in which he went 9-for-17 with four doubles, a triple, three RBI and five runs scored ... Was a home run shy of the cycle against VMI on March 18 ... Was named the Virginia Tech Athlete of the Week on March 23 for his accomplishments ... Had a big series at NC State, going 9-for-15 with four doubles, nine RBI and his first collegiate home run ... Tallied career highs of four hits and four RBI in the game-one win and was a triple shy of the cycle ... Had three hits and three RBI in game two and two hits and two RBI in game three ... Made his first start at shortstop at James Madison ... Tallied five RBI in game two with Wake Forest, going 3-for-5 with a homer and a double ... Added a three-run double against James Madison on April 8 ... Swatted two home runs and drove in a career-high seven runs on three hits at High Point ... Also scored three times ... Went 2-for-4 with a double and a run in game one with Clemson ... Did the same against William & Mary ... Allowed three runs in two-thirds of an inning in game one with Miami, his first action on the mound in a month and a half ... Singled and scored twice in the second Miami game ... Doubled in the third game ... Doubled versus High Point on April 28, and had a two-run single versus Radford the next day ... Went 2-for-4 with another double in game one at Florida State ... Stole the first base of his career in game two ... Pitched a perfect inning at Davidson, while adding a double with his bat ... Went 4-for-8 with two RBI in the Delaware State doubleheader ... Ended the season on a career-high seven-game hitting streak, with four combined hits in the Virginia series ... Scored twice in game one.

High School: Posted some impressive statistics for Coach Tim Lowery at Cosby High ... As a senior, hit .485 with nine home runs, a .939 slugging percentage and 18 walks from the plate, while going 6-1 with a 1.10 ERA and a .189 opponent's batting average from the mound ... Was named second-team all-state, first-team all-metro, all-region and all-district ... Was the Dominion District Player of the Year after helping Cosby to the Dominion District title ... Hit .500 over the summer for American Legion Post 137, which won the Virginia state championship ... As a junior, went 11-1 with a 1.73 ERA on the mound in leading his team to the Dominion District Tournament championship ... Also hit .514 with six home runs and 30 RBI to earn the same accolades as his senior season ... His combined statistics for his two summer league teams in 2007 included a .470 average, eight home runs and 40 RBI ... Hit .355 as a sophomore with three homers and 18 RBI.

Personal: Ronald James Shaban, II ... Born 3/8/90 in Richmond, Va. ... Son of Ron and Janet Shaban ... His brother, Brad, is a sophomore on the baseball team at James Madison ... Enrolled in marketing.

Year	Avg	GP-GS	AB	R	H	2B	3B	HR	RBI	TB	SLG%	BB-HBP	SO	OB%	SF-SH	SB-A
2009	.326	47-45	175	29	57	19	1	4	38	90	.514	6-2	42	.355	0-1	1-2
2010	.346	62-61	237	54	82	20	3	8	67	132	.557	33-5	45	.436	0-2	8-9
Career	.337	109-106	412	83	139	39	4	12	105	222	.539	39-7	87	.404	0-3	9-11

Year	ERA	W-L	App	GS	CG	SHO-CB	SV	IP	H	R	ER	BB	SO	B/Avg
2009	5.40	0-0	7	0	0	0-0	0	6.2	11	6	4	2	7	.344
2010	2.84	0-0	6	0	0	0-1	0	6.1	4	3	2	5	7	.200
Career	4.15	0-0	13	0	0	0-1	0	13.0	15	9	6	7	14	.288

TIM SMALLING #8

r-Senior • R/R, IF, 6-3, 207 • Raleigh, N.C.



Hughes says: To me, Tim is the best shortstop in the ACC and one of the top players in the country. For him to come back was a pleasant surprise and is something that our program will benefit from. His leadership qualities and experience, along with Mike Seaborn up the middle, really gives us a stronghold on our team.

2010: Was a 14th-round selection by the Washington Nationals in the 2010 Major League Baseball First-Year Player Draft in June ... Started all 51 games he played at shortstop ... During the season had a 10-game hitting streak ... Had 22 multi-hit games, including nine with three or more and led the team with two five-hit games ... Also, had 11 multi-RBI games ... Batted .349 (third-best on the team) with 73 hits, including 14 doubles, four triples (second on the team) and seven home runs for a .555 slugging percentage ... Scored 51 runs and drove in 37 more ... Drew 15 walks and was hit by four pitches for a .398 on-base percentage ... Was 5-for-8 on stolen base attempts ... Was named to the College Baseball Foundation Brooks Wallace Award Watch List at the beginning of the season ... Made his Hokie debut with a two-run single against Kentucky ... Had an RBI single against Coastal Carolina ... Went 5-for-5 with an RBI single and three runs scored against West Virginia ... Went 2-for-4 with a double, two RBI and three runs scored in game one at Charleston Southern ... Went 2-for-5 with another double in game two ... Drove in a career-high six runs in game three, going 3-for-6 with another double and his first home run as a Hokie, a grand slam ... Went 8-for-17 with five runs scored and four RBI in the Long Island series ... Doubled in game one and homered in game three ... Went 3-for-5 with another double in the first game with Bryant ... Had just three hits in the Maryland series, but went 2-for-4 with his second stolen base in game three ... Against Columbia, became the first Hokie to hit for the cycle since Brad Bauder in 2002 ... Went 5-for-5 with five runs scored and three RBI ... Singled in the first and eighth innings, while homering in the second, tripling in the fourth and doubling in the sixth ... Had an RBI single in the second Rider game, but left the game after he popped out his left shoulder sliding into second base ... Missed the next nine games, but returned for the Florida State series and went 4-for-13 with three runs scored and a home run in game three ... Singled and tripled in the NC Central game ... Led the team by going 6-for-12 in the Miami series, including a 3-for-4, 2-RBI performance in the rubber match thanks to a double and his fifth home run of the year ... Was named the Virginia Tech athlete of the week for his efforts ... Doubled, walked and stole a base against NC A&T ... Struggled in the Virginia series, going 1-for-13 with seven strikeouts ... Rebounded in the Radford game, going 3-for-5 with his third triple and four runs scored ... Collected three hits, including two doubles, scored three times and drove in two during the Georgia Tech series ... Went 2-for-4 with his sixth home run and two RBI in the April 27th win at VMI ... Singled in each of the Boston College games and scored twice in game three ... Went 2-for-5 in the loss to Davidson, including his seventh home run of the season ... Batted .333 in the Duke series, highlighted by 3-for-3 effort in game two ... Scored twice, drove in two, walked twice and doubled in that game ... Only had two hits in the North Carolina series, though one was his fourth triple of the season, tying him for the team lead ... Went 2-for-3 with two runs scored in the win over Clemson at the ACC Tournament ... Went 3-for-4 with a pair of RBI and a pair of runs scored in Tech's 16-7 win over Bucknell in NCAA Tournament on June 5.

2009: Spent the season with the program but sat out as a redshirt to satisfy NCAA transfer rules.

Arkansas: Started 101 games over the 2007 and 2008 seasons for the Razorbacks before transferring to Tech ... Batted .288 as a freshman with two home runs, eight doubles and 23 RBI ... Average dropped to .250 as a sophomore, but other numbers increased to the tune of nine homers, 14 doubles and 33 RBI ... Also ratcheted up his defense and turned in a .967 fielding percentage.

High School: Was a two-time, first-team all-state selection at Broughton High School in Raleigh, N.C.

Personal: Timothy Robert Smalling ... Born 10/14/87 in Clifton, N.J. ... Son of Robert and Aileen Smalling ... Enrolled in public relations.

Year	Avg	GP-GS	AB	R	H	2B	3B	HR	RBI	TB	SLG%	BB-HBP	SO	OB%	SF-SH	SB-A
2010	.349	51-51	209	51	73	14	4	7	37	116	.555	15-4	39	.398	3-0	5-8
Career	.349	51-51	209	51	73	14	4	7	37	116	.555	15-4	39	.398	3-0	5-8

KYLE WERNICKI #35

Freshman • R/R, OF, 5-9, 170 • Skillman, N.J.



Hughes says: For a true walk-on to make our team, at the level at which we recruit, the kid has to be a pretty good talent and he is. He came in during the fall and hung in there and played well enough to make the team. He is a good athlete, pretty mature offensively with his approach, and he can run.

High School: Earned a pair of varsity letters playing for Peter Mueller at Montgomery ... Was a two-time All-Somerset County, All-Area (central Jersey), and All-Skyland Conference selection ... After senior season, in which he batted .512 with 43 hits (both school records), with eight doubles, four triples, 10 home runs and 42 RBI, was named Trenton Times Player of the Year ... Was also the team MVP and earned All-State and All-Group 4 selections ... Finished his career with a school record .418 batting average.

Personal: Kyle David Wernicki ... Born 4/29/92 in Princeton, N.J. ... Son of John and Jean Wernicki ... Enrolled in engineering.

MARC ZECCHINO #11


r-Junior • R/R, P, 5-10, 191 • Hazlet, N.J.



Hughes says: Mark has pitched some quality innings for us in the past. We look for him to be one of those guys who makes the jump in our rotation and makes up for some of that lost rotation (three starters, one reliever, 316 innings) in the draft. We think Marc is one of those guys that can fill a big chunk of those innings and starts for us. He certainly has the stuff to do that and we are looking forward to his year.

2010: Appeared in 14 games making a pair of starts ... Posted a 1-1 record and a 4.74 ERA ... Threw 43.2 innings and struck out 26 batters ... Opponents hit just .236 against him ... Ate up 5.2 innings in long relief of the season-opening loss to Kentucky ... Allowed five runs (three earned) on five hits and two walks, while striking out two ... Threw two wild pitches and hit four batters ... Entered as a defensive replacement at first base against West Virginia, as well as in games one and three at Charleston Southern ... Tossed a scoreless inning of relief in game three with Long Island ... Made his first start of the season on March 9 versus Bryant ... Allowed three runs (two earned) on six hits over six innings ... Struck out three and walked one ... Had a rough start versus Columbia, giving up seven runs on seven hits in 3.2 innings ... Struck out three ... Didn't pitch again until April 6 versus NC Central, when he threw a perfect inning of relief as part of a combined shutout ... Threw three scoreless, no-hit relief innings in game two with Miami, walking two and striking out one ... Tossed 1.2 scoreless, no-hit innings in relief versus NC A&T, striking out two and walking one ... Took the loss in game three at Georgia Tech after allowing two runs in 2.1 innings of relief ... Gave up two more runs in two innings of relief work at VMI on April 27 ... Was Tech's most effective pitcher

Continued on next page



Marc Zecchino

Continued from previous page

in the loss to Davidson, pitching 3.2 relief innings of scoreless one-hit ball, while striking out four ... Earned his first win of the season, and the first ACC win of his career, after providing five quality innings of relief against Duke on May 15 ... Allowed two runs on four hits and a walk in his time on the mound ... Allowed just one hit in his final four innings, all of which were scoreless ... Threw three innings of relief in the game-one loss at North Carolina ... Threw three solid innings in the loss to NC State at the ACC Tournament, allowing a run on two hits and striking out two ... Pitched 2.2 innings of relief and struck out two Cadets in the Hokies' first NCAA Tournament game versus The Citadel on June 4.

2009: Served as a two-way player in his first season, starting 12 games at first base and five on the mound ... Was solid as a starter in his Hokie pitching debut against East Tennessee State on Feb. 24, striking out five in six innings of work and allowing one earned run on three hits and a walk ... Took the loss in his first relief appearance in game two at Duke, allowing two runs in 3.2 innings ... Also threw 3.2 innings in relief on March 15 against No. 1 North Carolina, giving up four runs on six hits and striking out three ... Was tagged with his second loss in his second start of the season after allowing seven runs (six earned) to No. 3 Georgia Tech on March 22 ... Took the loss in game three at NC State after giving up five runs on six hits in 2.2 innings ... Also saw extensive time as a first baseman ... Recorded his first collegiate hit and scored twice in the season-opening win over UNC Asheville ... Notched his first double against Bucknell on Feb. 28 ... On March 10 at Radford, went 2-for-4 with two walks, two RBI and two runs scored ... Went 2-for-3 with two more runs scored in his next action on March 17 versus VMI ... Struggled in two straight outings on the mound, first in a relief appearance in game two with Wake Forest, and then in a start against James Madison on April 8 ... Threw two innings at High Point ... Drew a pinch-hit walk in game three with Clemson ... Pitched what was then his best game of the season at Liberty, going six innings in relief and allowing just one run on one hit and one walk ... Struck out four and retired 13 consecutive batters at one point ... Tossed a complete game versus High Point on April 28 for his first career win, scattering eight hits and a walk, while allowing one run and tying a personal high with five strikeouts ... Struck out five in his next start at Davidson, pitching five innings to earn another win ... Allowed five runs (three earned) in that one, scattering eight hits and a walk ... Had a pinch-hit single in game two with Delaware State.

2008: Underwent Tommy John surgery on his elbow in February and missed the entire season.

High School: Excelled for four seasons as a pitcher/shortstop for Coach T.J. O'Donnell at Raritan High School ... As a senior, batted .468 while going 4-1 on the mound to earn first-team all-division, all-group and All-Shore Conference recognition ... Was also named to the all-state third team and all-star team ... A winner of the Monmouth County Sportsmanship Award, was also the team MVP and was selected to the Carpenter Cup team ... As a junior, went 7-1 with a 2.08 earned run average, striking out 97 batters in 64 innings ... Also batted .439 with 39 RBI, 33 runs scored, five doubles, one triple and three homers, earning all-division and all-county honors for the third consecutive year ... Won the team sportsmanship award in 2005 and the coach's award in 2006 and was a two-time team captain ... Also named All-Shore Conference in 2006 ... Played basketball as well.

Personal: Marc Patrick Zecchino ... Born 2/20/89 in Red Bank, N.J. ... Son of Pat and Dianne Zecchino ... Enrolled in management.


Year	Avg	GP-GS	AB	R	H	2B	3B	HR	RBI	TB	SLG%	BB-HBP	SO	OB%	SF-SH	SB-A
2009	.233	21-12	43	12	10	1	0	0	5	11	.256	15-2	11	.450	0-0	0-0
2010	.000	3-0	0	0	0	0	0	0	0	0	.000	0-0	0	.000	0-0	0-0
Career	.233	24-12	43	12	10	1	0	0	5	11	.256	15-2	11	.450	0-0	0-0

Year	ERA	W-L	App	GS	CG	SHO-CB	SV	IP	H	R	ER	BB	SO	B/Avg
2009	7.61	2-3	12	5	1	0-0	0	47.1	58	45	40	20	31	.302
2010	4.74	1-1	14	2	0	0-2	0	43.2	37	27	23	15	26	.236
Career	6.23	3-4	26	7	1	0-2	0	91.0	95	72	63	35	57	.272



FACILITIES AND SUPPORT >>

ATHLETICS FACILITIES >>



The Virginia Tech athletics complex is centrally located. All the facilities are near one another while still on campus.



Lane Stadium/Worsham Field



Cassell Coliseum



Thompson Field




English Field



The Burrows-Burleson Tennis Center




Tech Softball Park




The Pete Dye River Course of Virginia Tech



Christiansburg Aquatic Center



Rector Field House



Johnson-Miller Outdoor Track Complex

ATHLETICS SUPPORT >>

STUDENT-ATHLETE ACADEMIC SUPPORT SERVICES

Expectations placed on Virginia Tech student-athletes are high both in the classroom and on the field. Working together with the Tech Athletics Department, Student-Athlete Academic Support Services (SAASS) acts as the backbone for Hokie student-athletes in order to help them achieve their full potential, both inside and outside of athletics. Tutors, study assistance, computer and technology aid and individual skill development programs are just some of the services available.

In addition, SAASS assists students in arranging appointments with various University departments, such as their academic advisors, the Registrar, the Office of Scholarships and Financial Aid, deans offices, Career Services and the Cook Counseling Center for Academic Enrichment and Excellence.

SAASS is committed to providing a comprehensive academic and personal development program with counseling and advising for student-athletes, offering academic counseling to ensure students receive a complete system of support.

Student-athletes have access to the department's spacious facilities, located in the West Side of Lane Stadium. Opened during the 2006-07 academic year, the SAASS suite, located in the Quillen Family Academic Center, features 18 private tutor rooms, a state-of-the-art classroom, a 36-station computer lab with printer access, a conference room, three quiet areas for reading and studying and a reference library. The office is available between classes, after practice and in the evenings. Hours of operation are flexible and may be tailored to maximize the student-athlete's limited time. The collection of SAASS programs housed in Lane Stadium guarantees that all student-athletes achieve success during their time at Virginia Tech.

COMPUTER SERVICES DEPARTMENT

All students at Virginia Tech are required to own a computer, and the Athletics Department helps scholarship student-athletes fulfill this requirement by providing state-of-the-art laptops equipped with the most up-to-date software. Under the direction of Tech graduates Tommy Regan and Chris Mayer, the information technology office is committed to providing student-athletes with the best possible academic resources available. The office is focused on the technological needs of all Hokie student-athletes and the entire Athletics Department staff.



JERMAINE HOLMES

Director of Student-Athlete Support Services

Responsibilities: As director, Holmes provides leadership for SAASS and, along with his staff, oversees the development and execution of programs aimed to help Hokie student-athletes balance their academic and athletic demands and achieve success in both areas.

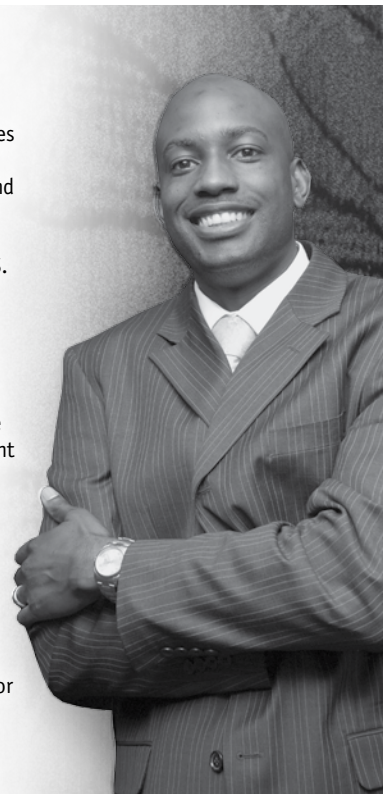
Joined VT Staff: January 2009

Education: B.S. Virginia Tech, 1996 (business); M.S. Virginia Tech, 1998 (resource management).

Of Note: A former Hokie himself, Holmes was a member of the Tech football squad from 1991-1996.

Before Virginia Tech: Holmes served as director of Student Life at Virginia Tech before taking an athletic academic counselor position at Cal State Fullerton. He then returned to Tech in 2009 after serving as assistant director of Student-Athlete Support Services at The Ohio State University. He started with the Buckeyes in 2004 as an athletic academic counselor and was promoted to assistant director of a support unit that served nearly 1,000 student-athletes. Holmes managed that department's day-to-day activities, office operations, facilities and staff, in addition to overseeing the academic support programs for all student-athletes and serving as the academic counselor for Ohio State's football and track programs.

Family: Holmes and his wife LaTanya reside in Blacksburg with their son Aiden.



SAASS MISSION AND PROGRAMS

Virginia Tech Student-Athlete Academic Support Services is committed to providing comprehensive programming, consistent with University and NCAA policies, aimed at enhancing each student-athlete's educational experience.

AVAILABLE ACADEMIC SERVICES:

ATHLETIC TRANSITIONS

Freshman student-athletes – A required course designed to ease the transition from high school to college.

ORIENTATION

Freshman and transfer student-athletes – SAASS schedules team and individual sessions to acclimate new students to Virginia Tech.

TUTORING

All student-athletes – Individual and group tutoring appointments are available on-site.

ACADEMIC PROGRESS

Freshman and transfer student-athletes – Professors send academic progress reports to his/her athletic advisors twice a semester.

SAASS COMPUTER LAB

All student-athletes – The lab features computer and printer access conveniently located in Lane Stadium.

ACADEMIC RECOGNITION

Qualified student-athletes – SAASS recognizes each student-athlete with a GPA of 3.0 and above at the end of each semester on the Athletic Director's Honor Roll.

STUDY HALL

Freshman student-athletes and upperclassmen with a GPA below the team requirement – Study Hall is mandatory for all freshmen, transfers and currently enrolled students with an overall GPA below 2.30.

ADVISING/COUNSELING

All student-athletes – SAASS works closely with each student's academic advisor within the college of their major.

ACADEMIC AND ATHLETIC ELIGIBILITY

All student-athletes – The department monitors each student-athlete's academic record to ensure that they are making progress toward their degree.

SPORTS MEDICINE >>

The Sports Medicine Department at Virginia Tech is constantly evolving to incorporate new ideas utilizing state-of-the-art resources for the betterment of all Hokie student-athletes. Under the leadership of Assistant Athletics Director for Athletic Training Mike Goforth, the department is constantly improving and developing new strategies to provide the most current and comprehensive care.

Their team of certified athletic trainers, orthopaedic surgeons, Board Certified primary care physicians, chiropractors, physical therapists, sport psychologists, nutritionists, massage therapists and orthotists are available on site to manage the health care needs of Tech athletes. The staff continually looks for ways to enhance the services provided for their athletes as evidenced by its participation in local and national projects pertaining to related topics such as concussion management, prevention of antibiotic resistant types of staph infection (MRSA), high ankle sprains and collegiate health care management strategies. Research is considered instrumental to the sports medicine department. The department has participated in several projects with the engineering department and school of education, respectively.

Tech is entering its ninth full year in the 4,300-square-foot Eddie Ferrell Memorial Training Room, which consolidated the training rooms that existed in the Merryman Center and Cassell Coliseum. The facility gives the training staff a centralized area to care for the needs of all Virginia Tech student-athletes. There is top-of-the-line equipment and a unique style

of architecture, developed by Glenn Reynolds, AIA and Larry Perry as the consulting engineer. In 2010, Reynolds again helped Tech spearhead another 3,000-square-foot expansion of the training room to encompass the weight room.

The Ferrell Training Room nearly doubled the size of the former Merryman Center facility. Tech now has more than 10,000 square feet dedicated to sports medicine, placing it in the top five percent nationally. The \$10 million Merryman Center includes 2,400 square feet of medical space and a physician's suite. The suite is equipped with a new state-of-the-art X-ray system, a fluoroscopy unit and a minor procedure room. The training room also has offices for the staff, dozens of training tables, two cold tubs, whirlpools, an underwater treadmill, a Biodex System 3 and various other pieces of rehabilitation equipment and treatment modalities.

In addition, a training room has been constructed in Rector Field House to serve the football team when it practices indoors, and the Gordon Family Mobile Sports Medicine Unit is a portable training room that can be transported to various venues.

Athletes have many options to help prevent or protect them from injuries. The sports medicine staff takes great pride in treating athletes year-round. Special attention is paid to off-season activity. The staff will analyze past injury data from each participant and construct a preventative program that is followed over a nine-week period between the end of the season and the beginning of spring practice. This same procedure is followed during the summer.

A vital part of student-athlete medical

services is access to the Montgomery Regional Hospital's SWVA Center for Orthopaedics and various specialty services offered through HCA Southwest Virginia and its affiliated hospitals.

"We are privileged to have access to the finest physicians and services that HCA has at its disposal," said Goforth. "It is comforting knowing that our local hospital has the best care available in this region of the country for our student-athletes."

If physical therapy is needed, student-athletes can be seen in the Ferrell Training Room by physical therapists Chris Rogers and Katie Burns who play a large role in the overall program developed to return an injured athlete to 100 percent. Team chiropractor, Dr. Greg Tilley, provides Tech athletes with specialized treatment for spine-related conditions and plays a huge role in performance enhancement through various chiropractic techniques.

"As certified athletic trainers, for us to have the resources of folks like Katie Burns, Chris Rogers, Greg Tilley and Gary Bennett is a tremendous asset," Goforth said. "The knowledge and skill that they bring is invaluable."

Team orthopaedic surgeons Dr. Marc Siegel and Dr. James Farmer bring a wealth of experience and skill to assist when athletes need orthopaedic consultation for certain types of sports-related injuries.

Over the past 11 years, Tech has developed the reputation for producing top-level certified athletic trainers. Graduates are now employed in positions across the country at various levels of the profession. This year, the staff will consist of three graduate assistant athletic trainers: Freddy Purvell, Jake Naas and Chris Deneault.



MIKE GOFORTH

Assistant Athletics Director
for Athletic Training


Responsibilities: As assistant athletics director for athletic training, Goforth oversees healthcare needs of all student-athletes and organizes all trainers and doctors while supervising all other services Tech offers.

Joined VT Staff: 1998

Prior to Virginia Tech: Goforth came to Tech from the Hamilton Medical Center/Bradley Wellness Center in Dalton, Ga., where he was the director of wellness and sports medicine. He has an extensive background in sports medicine, working at East Tennessee State University, William Fleming High School, Tusculum College, Greene County Sports Medicine/Industrial Cooperative and Pioneer Sports Medicine/Physical Therapy Clinic. He also has numerous opportunities to consult on program development throughout the country.

Education: B.S. East Tennessee State University, 1991 (physical education); M.S. Virginia Tech, 1995 (sport management).

Family: Goforth and his wife, Tracy, a teacher at Blacksburg Middle School, have two sons – Ethan, 13, and Luke, 9.



TERRY MITCHELL

Director of Strength & Conditioning for Olympic Sports

Responsibilities: Mitchell is an NSCA certified strength and conditioning specialist and holds various certifications from U.S. Weightlifting and the Cooper Institute. He is in charge of off-season strength workouts, which consist of dynamic flexibility, speed, agility, strength training and mobility work.

Mitchell also uses an integrated approach in-season, where each training session involves some aspect of the components so players will not lose the benefits of off-season training.

Joined VT Staff: 2001

Of Note: Mitchell is a national level powerlifter and frequently competes in competitions along the East coast. He currently holds the drug free, Master's national and world record in the bench press event, which he set at the American Powerlifting Federation nationals in April 2006 with a lift of 529 pounds. He also placed second in

the Master's division 220-pound weight class for the combined powerlifting competition that consists of the squat, bench and deadlift totals combined.

Education: B.S. Lee University, 1995 (physical education); M.S. Virginia Tech, 2004 (community health promotions).

Family: Mitchell's wife Terri serves as assistant vice president and controller for the Virginia Tech Foundation, Inc. They have a son - Kellen, born March 2010.

ATHLETIC PERFORMANCE >>

There's much more to athletic performance than weight training. Always striving to be on the cutting edge, Virginia Tech has combined strength and conditioning with nutrition and sport psychology to the benefit of its student-athletes. At Tech, these areas are part of the student-athlete's preparation for game day and for life.

STRENGTH & CONDITIONING

Thanks to the direction of Assistant Athletics Director for Athletic Performance Dr. Mike Gentry, the Virginia Tech strength and conditioning program is among the best in the nation.

The baseball team trains in the Jim "Bulldog" Haren Weight Room. Located in Jamerson Athletic Center, the 5,000-square foot weight room was officially dedicated in September 1985 in honor of Haren, a former Hokie football player and long-time supporter of the Virginia Tech Athletics Department. Altogether, Tech has more than 22,000-square feet of strength and conditioning training space.

Gentry, who received his doctorate in curriculum and instruction from Virginia Tech in 1999, is in his 23rd year as the director of strength and conditioning. His duties include overseeing the strength and conditioning training of athletes in all 21 varsity sports at Virginia Tech. He is aided by five full-time assistants.

Director of Strength and Conditioning for Olympic Sports Terry Mitchell, who worked in the Texas Rangers' farm system, serves as the full-time performance coach of the baseball team. Mitchell is a 1994 graduate of Lee (Tenn.) University, and he earned a master's in health promotions at Tech in 2004.

DR. MIKE GENTRY

Assistant Athletics Director for Athletic Performance

Responsibilities: As assistant athletics director for athletic performance, Gentry's duties include overseeing the strength and conditioning training of athletes in all 21 varsity sports at Virginia Tech. He is directly involved in the training of the football and women's basketball teams and manages programs for nutrition.

Joined VT Staff: 1987

At Virginia Tech: Gentry was named the second-annual Samson Strength & Conditioning Coach of the Year in the March 2005 issue of *American Football Monthly*.


In May 2003, Gentry was honored by the Collegiate Strength and Conditioning Coaches when he was named a Master Strength and Conditioning Coach. Gentry is currently one of only 36 coaches in the country to have received the CSCC's highest award.

In 1995 and 1996, Gentry was recognized by the National Strength and Conditioning Association as a finalist for the National Strength and Conditioning Professional of the Year.

Prior to Virginia Tech: Gentry worked as an assistant strength coach at UNC and as the head strength coach at East Carolina University prior to coming to Virginia Tech in February 1987.

Education: Western Carolina, 1979 (physical education); UNC Chapel Hill, 1981 (master's degree); Virginia Tech, 1999 (doctorate; curriculum and instruction with emphasis in motor behavior).

Family: Gentry has a son, Roy Christopher (Bo), 19, a member of the Hokie football team. Gentry is married to the former Wendy Ann Williams.



NUTRITION

Eating healthy and choosing nutritious diets are important aspects of a Virginia Tech student-athlete's life and that's why, in July 2002, the athletics department implemented the sports nutrition program. Amy Freel serves as the director. Freel, who is one of 16 full-time college dietitians in the country, also serves on the nutrition and performance committee with Dr. Gary Bennett.

"It is extremely beneficial for our student-athletes to have nutrition education and counseling available to them in order for them to remain successful in their sports and outside of athletics," Freel said. "The individualized nutrition education allows the athletes and me to get very specific on their nutritional, personal and sport-specific goals."

The Sports Nutrition Program has helped countless Tech athletes maximize their athletic performance. Freel will be aided by Jennie Schafer, who is a graduate assistant.

SPORT PSYCHOLOGY

Virginia Tech offers another important service to all of its student-athletes – sport psychology. Dr. Gary Bennett coordinates the sport psychology department, which offers psychological and performance enhancement services for student-athletes. Bennett and counselor Kellie Moran-Miller, Ph.D., work together to serve the needs of Tech student-athletes. Both are also employed at the Cook Counseling Center on campus.

The sport psychology department offers an injury group to afford injured athletes the opportunity to meet with a sport psychologist and other injured athletes and talk about the recovery process. On average, Bennett conducts 30 individual sessions per week and meets weekly with teams as the need arises.

The response to the sport psychology program has been positive. The student-athletes are very receptive to the services offered by the doctors. The sport psychology office reaches out to athletes who may not have considered going to the counseling service that is offered to all students at Virginia Tech.



AMY FREEL

Sports Nutritionist

Responsibilities: Freel works with student-athletes to provide them with information they need on their diets. She provides individual players with diet counseling on issues such as gaining lean muscle mass, losing body fat, and eating choices to improve performance. Freel designs preseason menus, snacks and training table menus for teams.

Joined VT Staff: 1999; 11th year.

At Virginia Tech: Freel served as the coordinator of student life for a little more than two years before taking charge of Tech's nutrition program in 2002.

In 2005, she was named the Young Dietitian of the Year by the Virginia Dietetic Association for her work as the nutritionist in the Tech athletics department.

Prior to Virginia Tech: Freel served as a clinical dietitian at the Lewis-Gale Medical Center for a year-and-a-half before coming to Tech in September of 1999.

Education: Ball State University, 1996 (dietetics) while competing in gymnastics for four years; Ball State, 1998, master's in dietetics.

Of Note: Freel became a registered dietitian in 1997.

Family: Freel and her husband Mike, who live in Blacksburg, have four children: Ben (9), Matt (8), Ashley (4) and Luke (3).



DR. GARY BENNETT

Sport Psychologist

Responsibilities: Bennett meets with student-athletes on an individual basis for personal counseling and to discuss the mental aspects of the game. He also works on team building, communication and performance enhancement. Bennett has taught and supervised pre-doctoral level interns.

Joined VT Staff: 2000 (Full time since 2007); 11th year.

At Virginia Tech: Bennett began working at Virginia Tech in 1995 at the Cook Counseling Center. Now, as the sport psychologist, he also serves on the committees for nutrition, performance and substance abuse; and the planning committee

for the "Summit for Student-Athlete Success" events. He also works with various teams in the area of performance enhancement.

Education: Centre (Ky.) College, 1981, B.A. English, where he played baseball; University of Kentucky, 1988, master's in rehabilitation counseling; UK, 1995, Ph.D. in counseling psychology.

Of Note: Bennett is licensed as a clinical psychologist and has additional training in sport psychology. He is a member of the Association of Applied Sport Psychology, as well as the American Psychological Association's Division 47 (Exercise and Sport Psychology).

Personal: Bennett lives in Blacksburg and enjoys playing golf and basketball, as well as hiking and skiing, in his spare time.



STUDENT LIFE >>

At Virginia Tech, student-athletes don't just play sports. With help from the Athletics Office of Student Life, Hokie student-athletes work outside the athletic venue to develop into community assets and responsible adults.

Led by the Virginia Tech Student-Athlete Advisory Committee, Hokie student-athletes volunteered countless hours in the local community last year. In addition, over 300 Virginia Tech student-athletes earned a 3.00 grade point average during one or both semesters, while achieving great success within athletics as well.

Inspired by the NCAA/CHAMPS (Changing Athletes' Minds for Personal Success) Life Skills Program, the Athletics Office of Student Life creates programs designed to enhance student-athletes in five areas of commitment: athletic excellence, academic excellence, personal and leadership development, community service and career development. The program has been previously honored for its commitment to serving the good of the student-athletes by the Division I-A Athletic Director's Association as a program of excellence.

STUDENT-ATHLETE ADVISORY COMMITTEE

The Student-Athlete Advisory Committee (SAAC) is a committee made up of student-athletes assembled to provide insight on the student-athlete experience. They also offer input on the rules, regulations and policies that affect student-athletes' lives on NCAA member institution campuses. Two members of each sports team serve on SAAC each academic year.

PERSONAL DEVELOPMENT

The Office of Student Life aims to help student-athletes lead balanced lifestyles, encouraging emotional well-being, personal growth and decision-making skills. Each team attends two personal development workshops during the year to educate members in healthy living, service learning, career development, diversity and life skills.

CAREER DEVELOPMENT

Virginia Tech student-athletes savor their collegiate athletic experiences with the understanding that they will need to secure a job upon graduation. The Office of Student Life works to enhance student-athlete career development by collaborating with the Virginia Tech Career Services Office. Student-athletes also receive assistance in learning about majors and minors, preparing for career fairs, and obtaining scholarships and internships.

ACADEMIC EXCELLENCE

The Office of Student Life is also responsible for nominating student-athletes for academic honors and awards. Athletes are nominated for on-campus, Atlantic Coast Conference and national awards. Student-athletes with a 3.0 GPA are rewarded and honored on the Athletic Director's Honor Roll. In 2009-10, 370 student-athletes were named to this prestigious list, an increase of nearly 30 from 2008-09.

COMMUNITY OUTREACH

Virginia Tech student-athletes are now involved more than ever in the local community. In conjunction with the mission of the Office of Student Life and the



REYNA GILBERT-LOWRY

Assistant Athletics Director for Student Life

Responsibilities: As assistant athletics director for student life, Gilbert-Lowry develops programs geared to enhance student-athletes' personal development, career awareness and community service endeavors. This includes coordinating each team's philanthropic projects as part of the "Hokies with Heart" program, working with the Student-Athlete Advisory Committee and nominating student-athletes for academic awards. She also helps plan the yearly Athletics Director Honors Breakfast and the All Sports Banquet.

Joined VT Staff: 2008

Prior to Virginia Tech: Before joining the Hokies, Gilbert-Lowry served as the compliance coordinator and CHAMPS/Life Skills coordinator at Nova Southeastern University in Ft. Lauderdale, Fla. In 2005, she was also the coordinator of athletic academic services. Prior to NSU, Gilbert-Lowry served as an academic advisor at the University of Central Florida.

Education: Northern Illinois University, 2001 (psychology), where she lettered four years on the women's gymnastics team and was named MVP her senior year; Ball State University, 2004, earning a master's in sport and exercise psychology, and a minor in counseling.

Personal: A native of Orlando, Fla., Gilbert-Lowry currently lives in Blacksburg. She is married to Spencer Lowry.


Ut Prosim motto, student-athletes are encouraged to volunteer throughout their college experience. Each team partners with a local community organization and volunteers time at community-wide events. Along with large volunteer efforts, student-athletes engage in community support with visits to local hospitals and elementary and middle schools. Community organizations can also request Tech student-athletes to attend local outreach events. Involvement in this program helps maintain and improve the positive relationship between student-athletes and the surrounding community.

In 2009-2010, the Virginia Tech football team once again partnered with the United Way of Montgomery, Radford and Floyd to raise funds for local programs and services. During the summer, several members of the

team attended a Fellowship of Christian Athletes Night event at the Salem Red Sox baseball game. The football team made its presence felt elsewhere in the community as well. Members of the Hokie team were on hand to help fellow Hokie students and their families during move-in week in the fall. Coach Beamer and the Virginia Tech football team held a fund raiser to support research for Ewing's Sarcoma, in honor of Boston College linebacker Mark Herzlich. Members of the scout team sold Team United wrist bands and raised \$7,094 which was donated to Uplifting Athletes, a national non-profit organization aligning college football with rare diseases and raising them as a national priority through outreach, research, education and advocacy.




HISTORY AND RECORDS >>



Hall of Famer Chuck Hartman amassed 961 wins in 28 seasons as head coach of the Hokies.

Franklin Stubbs started at first base for the 1988 World Champion Dodgers.



Leo Burke saw action at every position except pitcher during his major league career.



MAJOR LEAGUERS >>

ERWIN RENFER, P

Played at Tech in 1910 ... Appeared in one major league game for the Detroit Tigers in 1913.

WALLY SHANER, OF/INF

Was a member of the 1920 Tech team ... Went on to play on three different teams during four major league seasons before ending his career in 1929 ... Arrived in the majors in 1923 as a left fielder and third baseman with the Cleveland Indians ... Played two seasons with the Red Sox and one with the Reds ... Was a career .278 hitter in the majors.

BUDDY DEAR, 2B

Starred as a shortstop at Tech from 1925-27 ... Signed with the Washington Nationals and played in one major league game before an injury cut his career short in 1927.

CLOY MATTOX, C

A member of Tech teams from 1927 through 1929 ... Made it to the major leagues with the Philadelphia Athletics in '29, playing in three games.

TOBY ATWELL, C

Played on the 1943 Tech squad ... Did not show up in the majors until 1952 when he was 28 years old ... Spent five seasons in the big leagues, playing for three different teams ... Batted .290 for the Cubs in 1952 and carried a .289 batting average for the Pirates in 1954 ... Finished his career with the Milwaukee Braves in 1956.

LEO BURKE, OF/UTILITY

A three-sport letterman at Tech who turned to pro baseball following his graduation in 1956 ... Played for the Baltimore Orioles in 1958 ... Also played for the Los Angeles Angels, St. Louis Cardinals and Chicago Cubs ... Saw action at every position except pitcher during his major league career, which lasted through the 1965 season.

JOHNNY OATES, C/MANAGER

Signed with the Baltimore Orioles in 1967 after his junior season at Tech ... Spent 11 seasons as a major league player with Baltimore, Atlanta, Philadelphia, Los Angeles and the New York Yankees before retiring in 1981 ... Managed Yankee AA and AAA teams to playoff berths in 1982 and 1983, respectively ... Took a position as the Chicago Cubs' bullpen coach in 1984 ... Moved to the Baltimore organization in 1988 ... Was named the Orioles' major league manager during the 1991 season ... Selected the American League Manager of the Year by *The Sporting News* in 1993 ... His 237-199 record from 1991-94 was the third-best in the American League for that span ... Signed a contract as manager of the Texas Rangers in October 1994 ... Earned American League Manager of the Year honors in 1996 after guiding the Rangers to the AL West championship.

FRANKLIN STUBBS, 1B/OF

Was a first-round draft pick of the Los Angeles Dodgers in 1982 after his junior season at Tech ...

Got his first call to the majors in April of 1984 ... Shared first base duties for the World Champion Dodgers in 1988 and started all five World Series games against Oakland that season ... Was traded to the Houston Astros prior to the 1990 season ... Set a Houston club record for home runs by a left-handed hitter with 23 ... Signed a three-year free agent contract with the Milwaukee Brewers in 1991 ... Joined the Atlanta Braves' organization after retiring as a player ... Spent five seasons as a roving hitting instructor for the Braves and two as the hitting coach for the Myrtle Beach Pelicans ... Coached for the Mississippi Braves in 2007... After 11 seasons coaching in the Braves' farm system, returned to the Dodgers' minor league system in 2009 as the hitting coach at Class A Inland Empire.

GEORGE CANALE, 1B

Passed up his senior year at Tech after he was picked in the sixth round of the 1986 draft by the Milwaukee Brewers ... Made his first appearance in the majors during September of 1989 ... Hit a home run in his second major league at bat ... Was called up again in 1990 ... Was traded to Montreal and then to Cleveland, where he spent most of the 1992 and 1993 seasons at the AAA level.

MIKE WILLIAMS, P

Signed with the Philadelphia Phillies in 1990 after his junior year at Tech ... Was called to the majors during July of 1992 ... Pitched a three-hitter in his second major league start for a 9-3 victory against the Los Angeles Dodgers ... Split time between the majors and Triple-A in 1993 and '94 ... Appeared in 33 games for the Phillies in 1995, including eight starts ... Compiled a 3-3 record and 3.29 ERA ... Moved into the starting rotation in 1996 ... Signed as a free agent with Kansas City and saw action on the AAA and major league levels in '97 ... Pitched in 37 major league games as a reliever for the Pittsburgh Pirates in '98, compiling a 4-2 record and 1.97 ERA ... Led the Pirates in saves with 23 during the 1999 season ... Made 72 appearances in 2000, posting 24 saves and a 3.50 ERA ... Had 22 saves for Pittsburgh in 2001 before being traded to the Houston Astros in August ... Finished with a 6-4 record, including a 4-0 mark with the Astros ... Resigned with the Pirates ... Set a Pirates club record with 16 consecutive saves in 2001, then posted a club-record 46 saves in 2002 ... Pitched in the 2002 Major League All-Star game and was chosen for the game again in 2003 ... Posted 25 saves in 40 games for the Pirates in '03 before being traded to Philadelphia ... Had three saves for the Phillies as a setup man... Retired before the 2004 season.

BRAD CLONTZ, P

Was drafted in the 10th round and signed by the Atlanta Braves in 1992 ... Named the Southern League Pitcher of the Year in 1994 after saving 27 games at Greenville and posting a 1.20 ERA ... Saved 11 more regular season games at Richmond and won the Rolands Relief Man award as the top reliever in the minor leagues ... Worked as a closer, then a setup man during his major league rookie

season in 1995 ... Finished with an 8-1 record, four saves and a 3.65 earned run average ... Led the National League in relief wins ... Was a setup man in '96 and led the National League in appearances with 81 ... Posted a 5-1 record, one save and a 3.75 ERA in 51 appearances during the 1997 season ... Signed with the Dodgers prior to the 1998 season ... Saw some major league action with LA in '98 and with the Pittsburgh Pirates in 2000.

KEVIN BARKER, 1B

A third-round draft pick of the Milwaukee Brewers following his junior season at Tech in 1996 ... Started 1999 at Triple-A and had 23 homers and 87 RBIs when he was called up to the majors in mid-August ... Played in 38 major league games for the Brewers, starting 29 ... Hit .282 with three doubles, three home runs and 23 RBIs ... Saw action in 40 games during the 2000 season, batting .220 with five doubles, two homers and nine RBIs ... Moved to the San Diego Padres organization and saw action in seven major league games in 2002 ... Appeared in 12 games for the Toronto Blue Jays in 2006, batting .235 ... Hit 21 homers at the AAA level for Cincinnati in 2008 and was invited to the Reds' big league camp for 2009 ... Spent much of the 2009 season at AAA Louisville, where he hit 22 homers in 100 games ... Was called up to the majors in mid-August and finished the season there, appearing in 29 games as a pinch hitter/first baseman ... Recorded nine hits in 32 at bats, including three doubles, three runs batted in and two runs scored.

BRIAN FITZGERALD, P

Was drafted in the 20th round and signed by the Seattle Mariners in 1996 ... Was called to the majors during the 2002 season ... Pitched as a reliever in six games, working 6.1 innings ... Did not have a decision ... Retired from baseball in 2003.

JOE SAUNDERS, P

The 12th overall pick in the 2002 draft by the Los Angeles Angels ... Was called to the majors in 2005 to start against the Toronto Blue Jays in August ... Pitched 7.1 innings, allowing five hits and two runs in a no-decision ... Returned in September to pitch one game ... Started and pitched just two innings ... Got 13 starts for the Angels in 2006, posting a 7-3 record and a 4.71 ERA ... Struck out 51 and walked 29 in 70.2 innings ... Started 18 games in 2007, working 107.1 innings ... Posted an 8-5 record and 4.44 ERA ... Put together a six-game winning streak, the longest by an Angel in 2007... Broke out in 2008 as a mainstay in the Angels' rotation, going 17-7 with a 3.41 ERA in 31 starts ... Struck out 103 batters in 198 innings pitched while walking 53 ... Pitched for the American League in the all-star game ... Earned a no-decision after starting game three of the ALDS against the Boston Red Sox ... Followed up with a solid 2009 campaign, going 16-7 with a 4.60 ERA in 31 starts ... Fanned 101 batters in 186 innings pitched and recorded the first complete game shutout of his career against the Royals on May 9 ... Started two games in the ALCS against the Yankees, earning a no-decision in game one (7.0 IP, 6H, 2R, 2ER, 1BB, 5K) and a loss in game six ... Started the 2010 season with the Angels, posting a 6-10 record with a 4.62 ERA in 20 starts, including a 4-0 complete game shutout against Oakland on May 14 ... Finished the season pitching for Arizona, making 13 starts, going 3-7 with a 4.25 ERA ... Combined to strike out 114 batters, a career-high, in a career-high 203.1 innings.

WYATT TOREGAS, C

Was drafted in the 24th round of the 2004 draft by the Cleveland Indians ... Earned all-star nods at the Single-, Double- and Triple-A levels and was finally called up to the majors on July 31, 2009 ... Made his debut against the Tigers the next day and recorded a single in his first at bat ... Went on to play in 19 games (17 starts), tallying nine hits and six RBIs in 51 at bats.

VIRGINIA TECH PRO SIGNEEES SINCE 1975

- 1975 Mike Arrington (Rangers)
Gene Fornash (Braves)
David Halstead (Tigers)
- 1976 Orvin Kiser (Rangers)
- 1977 Sandy Hill (Pirates)
- 1979 Dave Grier (Brewers)
Harold Williams (Braves)
- 1980 Mike Rhodes (Cardinals)
- 1982 Franklin Stubbs (Dodgers)
Brian Rupe (Twins)
Jay Phillips (Royals)
Ray Perkins (Astros)
- 1982 Jimmy Foit (Rangers)
Jim Stewart (Twins)
- 1982 Mark Krynitsky (Brewers)
- 1983 Rick Knapp (Rangers)
- 1983 John Patton (Rangers)
Wayne King (Rangers)
- 1985 Bean Stringfellow (Braves)
Billy Plante (Red Sox)
- 1986 George Canale (Brewers)
Tim Buheller (Red Sox)
David Potts (Astros)
- 1988 Brad DuVall (Cardinals)
Trey McCoy (Rangers)
Greg Ferguson (Athletics)
Randy Berlin (Cardinals)
- 1989 Mike Conte (Athletics)
Casey Waller (Phillies)
- 1990 Mike Williams (Phillies)
Greg Margheim (Reds)
Len Wentz (Reds)
- 1991 Clint Creed (Expos)
Joe McIntyre (Phillies)
- 1992 Brad Clontz (Braves)
Josh Haggas (Mets)
Les Jennette
(Salt Lake/Independent)
- 1993 Dee Dalton (Cardinals)
J.R. Hawkins (Dodgers)
- 1994 Denny Hedgespeth (Dodgers)
- 1995 Bo Durkac (Diamondbacks)
- 1996 Kevin Barker (Brewers)
Brian Fitzgerald (Mariners)
Charlie Gillian (Twins)
- 1997 Denny Wagner (Athletics)
Kevin Kurilla (Phillies)
Kris Turberville (Reds)
- 1998 Jon Hand (Cardinals)
- 1999 Austin Rappé (White Sox)
Barry Gauch (White Sox)
Matt Griswold (Orioles)
- 2000 Larry Bowles (Angels)
- 2001 Ian Ostlund (Tigers)
- 2002 Joe Saunders (Angels)
Jason Bush (Marlins)
Chip Runyon (Royals)
Addison Bowman (Red Sox)
- 2003 Marc Tugwell (Phillies)
Matt Dalton (Blue Jays)
- 2004 Jeff Landing (Mets)
Wyatt Torgas (Indians)
- 2005 Chris Stanton (Giants)
- 2007 Warren Schaeffer (Rockies)
- 2009 Rhett Ballard (Rockies)
Steve Bumbry (Orioles)
- 2010 Austin Wates (Astros)
Jesse Hahn (Rays)
Mathew Price (Red Sox)
Steve Domecus (Dodgers)
Ben Rowen (Rangers)
Justin Wright (Cardinals)

FIRST-ROUND HOKIES

WINTER DRAFT

1967: c Johnny Oates, Baltimore Orioles, 10th player picked

SPRING DRAFT

1982: 1b Franklin Stubbs, Los Angeles Dodgers, 19th player picked

1987: p Brad DuVall, Baltimore Orioles, 15th player picked

1988: p Brad DuVall, St. Louis Cardinals, 23rd player picked

1997: p Denny Wagner, Oakland Athletics, 42nd player picked (supplemental)

2002: p Joe Saunders, Anaheim Angels, 12th player picked

POSTSEASON HOKIES

Johnny Oates, c: Phillies - 1976; Dodgers - 1977* and 1978*

Franklin Stubbs, 1b: Dodgers - 1988*

Brad Clontz, rp: Braves - 1995* and 1996*

Mike Williams, rp: Astros - 2001

Joe Saunders, sp: Angels - 2008 and 2009


* World Series appearance

ALL-STAR HOKIES

Toby Atwell, c: Cubs - 1952

Mike Williams, rp: Pirates - 2002 and 2003

Joe Saunders, sp: Angels - 2008



Mike Williams posted 46 saves for the Pittsburgh Pirates in 2002.


ALL-AMERICANS >>



Kevin Barker was the 1996 Atlantic 10 Player of the Year.



Jim Stewart led the Hokies in both batting average and earned run average in 1982.




FRANKLIN STUBBS 1b - Hamlet, N.C.

As a sophomore in 1981, he became the first Tech baseball player to earn first-team All-America honors ... Was picked as the DH on the *All-America Baseball News* (now *Baseball America*) All-America squad and was a second-team choice at first base on the American Association of College Baseball Coaches' team ... Earned those honors by hitting .417, driving in 83 runs, stealing 34 bases and slugging 29 home runs ... Set nine school records and led the nation in home runs and slugging percentage (.969) ... The following season as a junior, he was named to *The Sporting News'* All-America team.



JIM STEWART 3b/p - Seabrook, Md.

Was named the first-team third baseman on the 1982 American Association of College Baseball Coaches' All-America team following an outstanding senior season ... Led the team with a .404 batting average ... Contributed 88 hits (a school record at the time), 18 home runs and 68 RBIs ... Also aided the Tech cause as a short reliever, compiling a 4-1 record with four saves and a team-leading 2.31 earned run average.



GEORGE CANALE 1b - Roanoke, Va.

Led the nation in home runs with 29 as a junior (1986) on the way to earning first team All-America honors from *Baseball America* and *The Sporting News* ... Led the team in hitting with a .373 average ... Also contributed 71 runs batted in, 76 runs scored and a team-high 47 bases on balls ... Established school career marks for home runs (76), total bases (502) and runs batted in (227) ... Considered Tech's top defensive first baseman.



TREY MCCOY lf - Virginia Beach, Va.

Earned third-team All-America honors from the American Association of Baseball Coaches as a sophomore in 1987 ... Hit .406 with 21 home runs, 66 RBIs and 48 bases on balls ... Led the team in 11 offensive categories ... Was named the University Division Player of the Year in the state of Virginia and led the Metro Conference in batting, home runs and RBIs.



DEE DALTON ss - Roanoke, Va.

Named third team on the 1993 NCAA Division I All-America squad selected by *Collegiate Baseball* following his sophomore season ... Hit

.341 and drove in 42 runs for the Hokies ... Led the team in home runs (14), triples (3), walks (38), runs scored (49) and slugging percentage (.665) ... Fielded .932 overall and .966 in Metro Conference games ... Carried a .459 batting average in league games with seven homers ... His combined offensive and defensive skills rank him as one of the top shortstops in school history.



KEVIN BARKER of - Mendota, Va.

A second-team pick as an outfielder on the 1996 *Baseball America* All-America team ... Was voted the Atlantic 10 Conference Player of the Year after finishing his junior season with a .361 batting average, 20 home runs and 62 runs batted in ... Led the team with 73 hits, 52 walks and a .492 on-base percentage ... Set a school single-season mark for triples with nine and became the Hokies' all-time leader in that category with 17 ... Started all 59 games in center field, committing just one error ... Was only the fifth Tech player to hit 20 homers in a season.



CHARLIE GILLIAN p - Beckley, W.Va.

Finished the 1996 season among the national leaders in saves ... Named to the third-team Mizuno All-America squad selected by *Collegiate Baseball* ... Posted a Tech single-season record 14 saves to go with a 2-1 record and 1.98 earned run average ... Registered 35 strikeouts in 27.1 innings, while walking just eight batters ... Opponents hit just .186 against the right-handed junior during his 31 appearances.



MATT GRISWOLD of - Severna Park, Md.

The fourth sophomore to earn All-America honors at Tech during Coach Chuck Hartman's tenure ... Was named to the third team of the 1997 American Baseball Coaches' Association All-America squad ... Finished the season with a team-leading .408 batting average ... Contributed 69 runs batted in and 13 home runs ... Also led the team in walks (49) and on-base percentage (.527) ... Put together a 29-game hitting streak during the season ... Was also named an honorable mention All-American by the National Collegiate Baseball Writers in 1999.



BARRY GAUCH c - Woodbridge, Va.

Was selected third-team All-America by the American Baseball Coaches' Association following his senior season in 1999 ... Batted .374 that season and led the team in runs batted in with 61 ... Also topped the Hokies in hits (85), multiple-hit games (28) and multiple-RBI games (17) ... He contributed 17 doubles, three triples and 10 home runs ... Named first-team All-Atlantic 10 and was selected to the A-10 All-Championships team.



LARRY BOWLES

p/1b - Boones Mill, Va.

Named third-team All-America as a sophomore in 1999 by both *Collegiate Baseball* (Louisville Slugger TPX team) and the National Collegiate Baseball Writers ... The MVP of the Atlantic 10 Baseball Championships ... Posted a 10-3 pitching record with a 4.27 earned run average and a team-leading 106 strikeouts in 105.1 innings ... Also played first base and led the team in batting (.390), home runs (14), extra-base hits (34) and slugging (.700) ... Drove in 58 runs and put together a 27-game hitting streak.



MATT DALTON

p - Monroeville, Pa.

A member of the 16-man first team of the 2003 National Collegiate Baseball Writers Association All-America team ... Also named third team on the 2003 American Baseball Coaches Association/Rawlings A-A squad ... Did not surrender a run during his first 26 appearances of the season ... Finished with a 0.76 earned run average ... Posted a 3-1 record and tied a school single-season mark for saves with 14 ... Pitched 35 2/3 innings during 29 appearances ... Allowed just 16 hits, only one of which went for extra bases ... Struck out 28 batters and walked just six ... Became the first pure relief pitcher to be named first-team All-BIG EAST.



MARC TUGWELL

2b - Springfield, Va.

Was picked second team All-America by both the American Baseball Coaches Association and *Collegiate Baseball* following the 2003 season ... Named the BIG EAST Co-Player of the Year after batting a team-leading .398 and fielding .981 ... Also led the team in at bats (226), runs (64), hits (90), doubles (17) and slugging percentage (.580) ... Was second on the squad in runs batted in (59), stolen bases (16) and on-base percentage (.445) ... Committed just six errors in 308 total chances ... A two-time All-BIG EAST selection at second base.



STEVE DOMECUS

c - Novato, Calif.

Was a third team All-America selection by *Ping!Baseball* (now College Baseball Lineup) after the 2010 season ... Broke or tied three single-season school records, two that had stood since the 1980s ... Equaled the hits mark with 92 and set the doubles mark with 27 ... Behind the plate, had 55 assists, also a school record ... Led the team with 62 runs scored, 160 total bases and a slugging percentage of .635 ... Tied for the team-lead with 13 home runs and 14 hit-by-pitches ... Ranked second in average (.365), RBIs (60), and stolen bases (12).


ACADEMIC ALL-AMERICANS

(as selected by CoSIDA)

- 1970 Wayne Jarvis, 1st team, IF
- 1975 Tony Varbonceour, 1st team, 1B
- 1991 Steve Render, 3rd team, OF
- 1992 Steve Render, 1st team, OF
- 2003 Spencer Harris, 2nd team, SS
- 2004 Tom Blaszkak, 1st team, 2B




Marc Tugwell was the BIG EAST Co-Player of the Year in 2003.



Steve Domecus broke or tied three single-season school records, two that had stood since the 1980s.

Matt Griswold was the Atlantic 10 Player of the Year in 1998.



Lefty Pat Pinkman was the Atlantic 10 Rookie of the Year in 1998.



Catcher Barry Gauch led Tech to the 1997 Atlantic 10 Tournament title, winning MVP honors along the way.



PAST CONFERENCE HONORS >>

SOUTHERN CONFERENCE:

Virginia Tech was a charter member of the Southern Conference when it formed in 1921 and remained a member until the spring of 1965 when it withdrew to become an independent. Following is a list of Tech's All-Southern Conference baseball players from 1952-1965: **1952**, First Team: Tom Bryant, of; **1954**, First Team: Bobby Scruggs, ss; Leo Burke, of; Howie Wright, c; Jim Beard, p; **1955**, First Team: Bobby Scruggs, ss; Leo Burke, of; Howie Wright, c; Grover Jones, p; **1956**, First Team: Leo Burke, of; Second Team: Welford Lucy, 1b; Jimmy Clarke, 2b; **1957**, Second Team: Dave Kuhn, of; Bobby Wolfenden, of; **1958**, First Team: Dave Kuhn, of; **1959**, Second Team: Jimmy Graves, 3b; Dickie Snead, of; Travis Poole, of; **1960**, First Team: Dickie Snead, of; Second Team: Jimmy Graves, p; **1961**, First Team: Eddie Hite, 2b; Lee Melear, p; **1962**, Second Team: Eddie Hite, 2b; Lee Melear, p; Sam Jenkins, p; **1963**, First Team: Tom Green, of; Dave Blake, of; Lee Melear, p; Second Team: Larry Lawson, c; **1964**, none; **1965**, Second Team: M.H. Herndon, of.

METRO CONFERENCE:

Tech competed as a member of the Metro Conference from 1978-79 through 1994-95. **1979**, First Team: Dave Grier, p; Harold Williams, 1b; **1980**, First Team: Mike Rhodes, p; Jay Phillips, 3b; Second Team: Franklin Stubbs, 1b; Joe Mitchell, of; **1981**, First Team: Paul Levy, p; Franklin Stubbs, 1b; Brian Rupe, of; Andy Aldrich, dh; **1982**, First Team: Ray Perkins, p; Jim Stewart, 3b; Brian Rupe, of; Franklin Stubbs, 1b; Mark Krynitsky, c; **1983**, First Team: Rick Knapp, p; Tim Buheller, of; **1984**, First Team: Billy Plante, 3b; Bean Stringfellow, p; HM: Shaun Sullivan, of; Budgie Clark, 2b; John Bowler, dh; **1985**, First Team: Shaun Sullivan, of; Tim Buheller, of; Chuck Boyle, utl; Billy Plante, 3b; George Canale, 1b; Bean Stringfellow, p; **1986**, First Team: George Canale, 1b; Trey McCoy 3b; Tim Buheller, cf; Doug Basse, of; David Potts, p; **1987**, First Team: Brad DuVall, p; Trey McCoy, of; Casey Waller, 3b; **1988**, First Team: Brad DuVall, p; Len Wentz, 2b; Trey McCoy, of; Mike Conte, of; Randy Berlin, dh; **1989**, First Team: Mike Williams, p; Len Wentz, 2b; Casey Waller, 3b; Mike Conte, of; Craig Blum, utl; **1990**, First Team: Len Wentz, 3b; Rod Emmons, of; Second Team: Mike Williams, p; **1991**, First Team: Martin Agee, 2b; David Dallas, ss; Les Jennette, utl; Second Team: Steve Render, of; **1992**, First Team: David Dallas, 2b; Les Jennette, dh; Steve Render, of; Second Team: Brad Clontz, p; J. R. Hawkins, of; **1993**, First Team: J.R. Hawkins, of; Second Team: Dee Dalton, ss; Bo Durkac, 3b; **1994**, First Team: Bo Durkac, 3b; Second Team: Charlie Gillian, p; **1995**, First Team: Mike Terhune, 2b; Bo Durkac, 3b; Kevin Barker, of; Second Team: Charlie Gillian, p; Josh Herman, c.

METRO ALL-TOURNAMENT PLAYERS:

1979, Dave Richardson, of; **1980**, Jim Stewart, of; **1981**, Franklin Stubbs, 1b; Andy Aldrich, dh; **1982**, Jim Stewart, 3b; Jimmy Foit,

ss; Mark Krynitsky, c; **1983**, Budgie Clark, 2b; **1984**, Billy Plante, 3b; George Canale, dh; Rodney Brooks, p; **1985**, Chuck Boyle, c; Peery Agee, dh; Dell Curry, p; **1987**, Alan El-Amin, of; Brian Henderson, ss; Joe Vieni, c; **1989**, Mike Conte, of; **1990**, Len Wentz, 3b; **1992**, Mike Reedy, of; Denny Hedspeth, c; **1994**, Brian Fitzgerald (MVP), p; Josh Herman, dh; **1995**, Brian Fitzgerald, p; Kevin Barker, of.

ATLANTIC 10 CONFERENCE:

The Hokies played in the Atlantic 10 Conference from 1995-96 through 1999-00. **1996**, First Team: Kevin Barker, of (Player of the Year); Second Team: Josh Herman, c; Sean Hummel, p; **1997**, First Team: Kevin Kurilla, ss; Denny Wagner, p; Second Team: Matt Griswold, of; **1998**, First Team: Matt Griswold, of (Player of the Year); Second Team: Addison Bowman, 3b; Barry Gauch, c; Eric Shiflett, of; Jon Hand, p; **1999**, First Team: Barry Gauch, c; Matt Griswold, of; Second Team: Larry Bowles, p/1b; Jason Bush, p (Rookie of the Year); **2000**, First Team: Jed English, dh; Joe Saunders, p; Second Team: Addison Bowman, of.

ATLANTIC 10 ALL-TOURNAMENT PLAYERS:

1996, Jon Hand, p; Brian Fitzgerald, p; Austin Rappé, of; Josh Herman, c; **1997**, Barry Gauch, c (MVP); Randy Martin, 2b; Kevin Kurilla, ss; Matt Griswold, of; Denny Wagner, p; **1998**, Randy Martin, 2b; Jon Hand, p; Barry Gauch, c; **1999**, Larry Bowles, p/1b (MVP); Barry Gauch, c; Addison Bowman, ss; John West, 3b; Matt Griswold, of; Pat Pinkman, p; **2000**, Addison Bowman, of (MVP); Chad Foutz, 3b; Jed English, c/dh; Jason Bush, p.

BIG EAST CONFERENCE:

Virginia Tech competed as a member of the BIG EAST Conference from 2000-01 through 2003-04. **2001**, Second Team: John West, 1b; Addison Bowman, 3b; Brad Bauder, of; Joe Saunders, p; Third Team: Spencer Harris, ss; **2002**, First Team: Marc Tugwell, 2b; Spencer Harris, ss; John West, 3b; Joe Saunders, p; Third Team: Brad Bauder, of; Wyatt Toregas, utl; **2003**, First Team: Marc Tugwell, 2b (Co-Player of the Year); Chris Stanton, 3b; Wyatt Toregas, c; Matt Dalton, p; Third Team: Spencer Harris, ss; **2004**, First Team: Sean O'Brien, 1b; Second Team: Chris Stanton, 3b; Josh Biber, p; Third Team: Warren Schaeffer, ss.

ATLANTIC COAST CONFERENCE:

Virginia Tech joined the ACC prior to the 2005 season. **2009**, Second Team: Steve Domecus, of; **2010**, First Team: Austin Wates, of; Second Team: Steve Domecus, c; Ben Rowen, rp; Justin Wright, sp.

PAST CONFERENCE TEAM TITLES:

1954: Southern Conference regular season; **1981**: Metro Conference regular season; **1994**: Metro Conference tournament; **1995**: Metro Conference co-regular season; **1996**: Atlantic 10 regular season west division; **1997**: Atlantic 10 tournament; **1999**: Atlantic 10 tournament and regular season west division; **2000**: Atlantic 10 tournament.

A GLANCE AT THE PAST >>

COACHES, CAPTAINS, RECORDS

Year	W- L- T	Pct.	Coach	Captain(s)
1892	2- 0- 0	1.000		
1893	0- 1- 0	.000		
1894	NO TEAM			
1895	3- 2- 0	.600	J. McJames	T.E. Dashiell
1896	3- 8- 0	.273	R.S. Wilkins	W.H. Rasche
1897	9- 6- 0	.600	Lipep	E.H. Herbert
1898	3- 3- 0	.500		R.S. Wilkins
1899	NO TEAM			
1900	6- 5- 0	.546	Dr. A.B. Morrison	W.F. Bell
1901	5- 3- 0	.625	Dr. A.B. Morrison	J.D. Burrall, H. Carpenter
1902	4- 2- 0	.667		C.H. Carpenter
1903	8- 4- 0	.667	Orth	J.F. Ware, C.P. Miles
1904	6- 5- 0	.546	R.R. Brown	W.C. Walsh
1905	6- 5- 0	.546	Dr. Knox	R.B. Tinsley, S.H. Lee
1906	5- 3- 0	.625	S.S. Eckerstone	E.S. Sheppard
1907	5- 8- 0	.385	S.S. Eckerstone	
1908	3- 4- 1	.437	C.P. Miles	E.S. Sheppard
1909	11- 6- 0	.647	R.M. Brown	A.D. Austin
1910	10- 7- 0	.588	Branch Bockock	T.P. Hicks
1911	13- 7- 1	.619	Branch Bockock	Richard Fuqua
1912	9- 9- 0	.500	L.W. Reiss	F.H. Legge
1913	3- 3- 0	.500	C.P. Miles	P.R. Evans
1914	15- 4- 1	.775	Branch Bockock	Albert L. Jones, Jr.
1915	21- 0- 0	1.000	R.B. Prince	F.W. Bruce
1916	9- 4- 0	.692	W.G. Breitenstein	E.K. Bibb
1917	9- 1- 0	.900	W.G. Breitenstein	L.M. Gaines
1918	8- 4- 0	.667	Charles A. Bernier	J.E. Old
1919	12-13- 0	.480	Charles A. Bernier	Charles Whitmore
1920	16- 6- 0	.727	Charles A. Bernier	P.C. Brooks
1921	17- 9- 1	.648	W.L. Younger	R.W. Harvey
1922	7-10- 2	.400	W.L. Younger	J.G. Wallace
1923	7- 8- 0	.467	W.L. Younger	D.H. Rutherford
1924	10- 6- 1	.617	George S. Kircher	D.H. Rutherford
1925	5-11- 2	.333	George S. Kircher	C.G. Thomas, Jr.
1926	13- 6- 1	.675	George S. Kircher	C.L. Crummett, Jr.
1927	11- 4- 0	.733	George S. Kircher	P.S. Dear
1928	4- 7- 0	.364	George S. Kircher	D.M. Alexander
1929	9- 6- 0	.600	George S. Kircher	Clay M. Mattox
1930	13- 2- 1	.844	George S. Kircher	James A. Coffey
1931	7- 7- 2	.500	George S. Kircher	R.M. Mapp, N.C. Bibb
1932	5- 7- 0	.417	George S. Kircher	S.E. Hardwick, Jr.
1933	6- 6- 0	.500	H.M. McEver	R.W. Sutton
1934	6-11- 1	.361	H.M. McEver	Wilson Bell
1935	4-15- 0	.211	H.M. McEver	Paul V. Kelsey
1936	8- 8- 0	.500	H.M. McEver	Joe Russell
1937	12- 8- 0	.600	H.M. McEver	Ray Thompson
1938	4-10- 0	.286	H.M. McEver	M.A. Cregger
1939	1-14- 0	.067	H.M. McEver	Frank Pierce
1940	7- 5- 0	.583	G.F. Laird	M.R. Cobb
1941	6-10- 0	.375	G.F. Laird	W.A. Trice
1942	10- 5- 1	.656	G.F. Laird	W.J. Henderson
1943	4- 8- 0	.333	G.F. Laird	Joseph Moody
1944	9- 4- 0	.692	H.M. McEver	Henry Caravati, Phillip DeLisi
1945	10- 4- 0	.714	G.S. Proctor	Andrew M. Dreelin, J.F. Lucas
1946	8-11- 0	.421	G.S. Proctor	John J. Kozelski, Jr.
1947	11- 6- 0	.647	G.S. Proctor	Frank B. Poole
1948	14- 8- 1	.630	G.F. Laird	Joe Foltz
1949	10-11- 0	.476	G.F. Laird	Bill Kean
1950	13- 9- 0	.591	G.F. Laird	Ralph C. Beard
1951	8-11- 0	.421	G.F. Laird	Sterling Wingo
1952	4- 9- 0	.308	G.F. Laird	Ed Pierce
1953	6- 7- 0	.462	G.F. Laird	
1954	14- 8- 0	.636	G.F. Laird	
1955	13- 8- 0	.619	G.F. Laird	Jimmy Clark
1956	9-12- 0	.429	G.F. Laird	
1957	9-12- 0	.429	G.F. Laird	
1958	9-11- 1	.452	G.F. Laird	
1959	12- 7- 0	.632	G.F. Laird	
1960	10- 9- 0	.526	G.F. Laird	
1961	9-15- 0	.375	G.F. Laird	Eddie Hite
1962	11- 6- 0	.647	G.F. Laird	Eddie Hite
1963	14- 7- 0	.667	G.F. Laird	
1964	12-10- 0	.545	G.F. Laird	
1965	10-13- 0	.435	G.F. Laird	



Virginia Tech's 1915 team posted an unblemished 21-0 season record.

Year	W- L- T	Pct.	Coach	Captain(s)
1966	10- 6- 0	.625	G.F. Laird	
1967	14-10- 0	.583	G.F. Laird	William Gordon, Bobby Kramer
1968	17- 9- 1	.649	G.F. Laird	
1969	27- 7- 0	.794	G.F. Laird	
1970	15-11- 0	.577	G.F. Laird	Wayne Javins
1971	16-10- 0	.615	G.F. Laird	John Van Arnhem
1972	15-11- 0	.577	G.F. Laird	Howard Thomas
1973	15-10- 0	.600	G.F. Laird	
1974	15-15- 0	.500	Bob Humphreys	
1975	26-10- 0	.722	Bob Humphreys	
1976	33- 9- 0	.786	Bob Humphreys	
1977	34- 9- 0	.791	Bob Humphreys	
1978	27-17- 0	.614	Bob Humphreys	
1979	28-14- 0	.667	Chuck Hartman	Scott Atkins, Steve Dodd
1980	30-18- 0	.625	Chuck Hartman	Chip Smith, Mike Preisser, Andy Aldrich
1981	48- 9- 0	.842	Chuck Hartman	Andy Aldrich, Paul Levy, Mark Krynetsky
1982	50- 9- 0	.847	Chuck Hartman	Mark Krynetsky
1983	34-14- 0	.708	Chuck Hartman	Wayne King, John Patton
1984	41-17- 0	.707	Chuck Hartman	Todd Trickey, Chuck Boyle
1985	50-16- 1	.754	Chuck Hartman	Chuck Boyle
1986	38-21- 0	.644	Chuck Hartman	George Canale, Joe Vieni
1987	32-16- 1	.663	Chuck Hartman	Joe Vieni, Jon Hartness, Greg Mance
1988	40-20- 0	.667	Chuck Hartman	Alan El-Amin, Jimmy Hunt
1989	35-22- 0	.614	Chuck Hartman	Mike Conte, Len Wentz
1990	36-22- 0	.621	Chuck Hartman	Len Wentz, Mike Williams
1991	24-30- 0	.444	Chuck Hartman	Tim Fenn, Shaun Thomas
1992	34-17- 1	.663	Chuck Hartman	Steve Render, David Dallas
1993	34-15- 0	.694	Chuck Hartman	J.R. Hawkins, Mike Reedy, Justin Dobson
1994	32-26- 0	.552	Chuck Hartman	Justin Dobson, Denny Hedspeth
1995	34-24- 0	.586	Chuck Hartman	Bo Durkac, Braxton Bell
1996	35-24- 0	.593	Chuck Hartman	Josh Herman, Sean Hummel
1997	34-28- 0	.548	Chuck Hartman	Kevin Kurilla, Kris Turberville
1998	28-22- 2	.558	Chuck Hartman	Jon Hand, Matt Lichtel, Barry Gauch
1999	42-17- 0	.712	Chuck Hartman	Randy Martin, Barry Gauch, Eric Shiflett
2000	34-25- 2	.576	Chuck Hartman	Gray Hodges, Christian Simmers
2001	29-28- 1	.509	Chuck Hartman	Addison Bowman, Christian Simmers
2002	33-26- 0	.559	Chuck Hartman	Chip Runyon, Brian Copeland
2003	34-23- 0	.596	Chuck Hartman	Spencer Harris, Brad Bauder
2004	29-27- 0	.518	Chuck Hartman	Josh Biber, Jed English
2005	23-28- 0	.451	Chuck Hartman	Chris Stanton, Jake Chaney
2006	20-33- 0	.377	Chuck Hartman	Nicky Bowers, Ryan Kennedy
2007	23-31- 0	.426	Pete Hughes	Warren Schaeffer, Sean O'Brien
2008	23-32- 0	.418	Pete Hughes	Matt Hacker, Sean O'Brien, Andrew Wells
2009	32-21- 0	.604	Pete Hughes	Rhett Ballard, Ty Hohman, Sean Ryan
2010	40-22- 0	.645	Pete Hughes	Brandon Fisher, Sean Ryan

YEAR-BY-YEAR SCORES >>

1950-2010

Since Virginia Tech fielded its first baseball team in 1892, the Hokies have compiled an overall record of 1,948 victories, 1,335 losses and 26 ties in 117 seasons (no teams in 1894 and 1899) – a winning mark of 59.3-percent. Tech has suffered just five losing seasons over the past 45 years and has averaged 34 wins a season over the last 30 years. Here is year-by-year look at the past 61 seasons of Tech's results, from 1950 to the present:

1950 (13-9)

VT Opp.
Wh 11- 0 MIT
Wh 11- 2 Ursinus
Wh 19- 13 West Virginia
Lh 2- 10 Ohio
Lh 8- 10 Ohio
La 9- 12 Hampden-Sydney
Wa 6- 5 Richmond
Wa 11- 1 William & Mary
La 4- 7 Maryland
La 1- 4 Virginia
Wh 15- 8 William & Mary
Wh 8- 6 W&L
La 0- 4 Quantico
Wa 12- 3 George Washington
Wh 9- 4 Hampden-Sydney
Wh 13- 1 VMI
Wh 9- 0 Virginia
Wh 2- 0 Maryland
Wa 6- 1 VMI
La 0- 1 W&L
Ln1 3- 4 Maryland
Ln1 0- 1 Clemson
149- 98

1951 (8-11)

VT Opp.
Lh 4- 17 Michigan State
La 3- 4 Virginia
Wh 2- 0 W&L
La 0- 4 Hampden-Sydney
La 0- 7 William & Mary
La 0- 3 Richmond
Wh 9- 0 VMI
Wh 10- 9 Richmond
Wh 8- 5 George Washington
Lh 5- 7 West Virginia
Wh 6- 2 West Virginia
Lh 1- 5 Hampden-Sydney
Wh 3- 2 William & Mary
Wh 7- 1 Virginia
Lh 10- 12 Maryland
La 0- 8 Maryland
La 1- 4 George Washington
La 5- 6 W&L
Wa 16- 1 VMI
90- 97

1952 (4-9)

VT Opp.
La 8- 9 Hampden-Sydney
La 6- 12 William & Mary
La 7- 8 Richmond
Lh 1- 2 W&L
Lh 2- 4 George Washington
Wa 3- 2 VMI
La 0- 1 Virginia
Wh 3- 2 Richmond
Lh 8- 11 William & Mary
La 7- 8 W&L
Lh 7- 10 Hampden-Sydney
Wh 10- 7 Virginia
Wh 2- 1 VMI
64- 77

1953 (6-7)

VT Opp.
Wh 11- 8 Akron
Lh 1- 5 George Washington
Wa 1- 0 Richmond
Lh 5- 7 William & Mary
La 6- 7 Virginia
La 1- 3 VMI
Wa 6- 1 W&L
Wh 5- 2 W&L
Wa 6- 3 VMI
La 1- 12 Maryland
La 1- 10 George Washington
Lh 3- 4 Virginia
Wh 7- 4 Richmond
54- 66

1954 (14-8)

VT Opp.
La 3- 5 Maryland
La 8- 11 George Washington
Wh 11- 4 W&L
Wh 8- 5 George Washington
Wa 9- 3 William & Mary
La 3- 4 Richmond
Wh 6- 1 Furman
Wh 5- 1 Furman
Lh 2- 3 Virginia
Wh 13- 10 Maryland
Wa 7- 1 Virginia
Wa 5- 2 VMI
La 1- 5 West Virginia
Wa 2- 1 West Virginia
Wh 11- 4 Davidson
Wh 10- 1 Richmond
Wa 9- 5 W&L
Lh 3- 5 VMI
NCAA REGIONAL
Wa 11- 10 Clemson
Wh 7- 1 Clemson
La 0- 3 Rollins
La 3- 9 Rollins
137- 94

1955 (13-8)

VT Opp.
La 3- 6 Rollins
Wn2 8- 4 Alabama
Ln2 0- 8 Ohio State
Wa 8- 5 Rollins
Lh 1- 9 Ohio
Wa 7- 2 Davidson
Lh 5- 7 Notre Dame
Wa 16- 3 William & Mary
La 2- 7 Richmond
Wa 14- 2 Maryland
La 6- 7 George Washington
Wa 7- 4 W&L
Wa 2- 0 Richmond
Wh 6- 4 William & Mary
Wh 7- 2 Virginia
Wh 9- 3 W&L
Lh 5- 6 George Washington
La 8- 9 VMI
Wa 9- 7 Virginia
Wh 7- 2 West Virginia
Wh 9- 3 VMI
139- 100

1956 (9-12)

VT Opp.
Ln2 6- 8 Ohio State
Ln2 3- 21 Ohio State
La 0- 6 Rollins
Wa 15- 8 Rollins
Lh 8- 14 Ohio
La 2- 4 Virginia
La 6- 7 Richmond
La 7- 9 W&L
La 4- 12 William & Mary
Wa 3- 2 VMI
Wh 7- 6 William & Mary
La 2- 3 West Virginia
La 2- 3 West Virginia
Lh 1- 12 Richmond
Wh 8- 7 W&L
Wh 4- 3 Davidson
Wh 11- 10 Davidson
Wh 9- 4 George Washington
Lh 4- 5 George Washington
Wh 19- 4 Virginia
Wh 11- 5 VMI
132- 153

1957 (9-12)

VT Opp.
La 4- 11 East Carolina
La 1- 3 East Carolina
Lh 3- 6 Furman
Lh 4- 10 George Washington
La 1- 8 VMI
Wa 4- 2 W&L

Wh 8- 7 West Virginia (10)
Wh 10- 8 West Virginia
Wh 7- 3 Virginia
La 1- 2 Richmond (12)
Wa 12- 1 William & Mary
Wa 7- 3 Davidson
Wa 4- 3 Davidson
Lh 4- 6 William & Mary
Lh 3- 4 W&L
Lh 1- 8 Wake Forest
Lh 4- 8 Marshall
Wh 7- 5 Richmond
Wh 4- 2 VMI
La 1- 5 Virginia
La 5- 9 George Washington
95- 114

1958 (9-11-1)

VT Opp.
La 4- 5 Wake Forest
La 1- 9 Wake Forest
Ta 7- 7 North Carolina (10)
Lh 3- 6 Ohio
Lh 8- 9 The Citadel (13)
Wh 1- 0 Ohio
Wh 12- 3 New Haven
Wh 4- 3 William & Mary
Wh 7- 5 Wake Forest
Wa 3- 1 William & Mary
La 6- 14 Richmond
Wh 14- 2 W&L
La 1- 6 West Virginia
La 10- 13 West Virginia
Lh 5- 6 Virginia
Lh 3- 7 George Washington
Lh 4- 9 George Washington
Wh 13- 5 Davidson
Wh 18- 1 Davidson
Lh 5- 11 Richmond
Wh 5- 4 Furman (10)
134- 126

1959 (12-7)

VT Opp.
Lh 2- 9 Ohio
Wh 4- 3 Ohio
Wa 12- 10 Furman
Wa 11- 2 Furman
La 5- 8 Wake Forest
La 2- 3 VMI
Wa 5- 1 William & Mary
La 6- 7 Richmond
Wa 9- 5 Davidson
Wa 7- 2 Davidson
Wh 6- 3 William & Mary
Wh 6- 1 W&L
Lh 1- 7 West Virginia
Wh 7- 6 West Virginia
Wa 9- 3 Virginia
La 2- 6 George Washington
Wh 11- 6 Richmond
Lh 3- 6 George Washington
Wh 12- 9 VMI
120- 97

1960 (10-9)

VT Opp.
Ln3 6- 7 Springfield (10)
Ln3 2- 17 Michigan St.
La 3- 8 Wake Forest
Wh 4- 0 So. Connecticut St.
Wh 32- 8 Marshall
Wa 8- 5 William & Mary
La 5- 6 Richmond
Wa 8- 0 VMI
Lh 3- 7 Furman
Lh 1- 4 Furman
Wh 13- 0 William & Mary
Wa 6- 1 West Virginia
La 3- 4 West Virginia
Wa 8- 1 George Washington
Wh 17- 11 Davidson
Lh 4- 5 Richmond
Lh 1- 2 George Washington

Wh 10- 4 VMI
Wh 9- 7 Virginia
143- 97

1961 (9-15)

VT Opp.
La 4- 14 Alabama
La 3- 16 Alabama
La 5- 20 Alabama
La 1- 4 Alabama
La 3- 15 Alabama
La 2- 12 Alabama
Lh 2- 8 Ohio
Wh 3- 0 West Virginia
Lh 3- 6 West Virginia
La 10- 17 Virginia
Wh 1- 0 Maine
La 2- 3 William & Mary
Wa 2- 1 Richmond
La 5- 6 Davidson
Wa 11- 8 Davidson
Wa 5- 2 The Citadel
Wh 13- 6 William & Mary
Wh 21- 5 Wake Forest
La 2- 10 George Washington
Wh 9- 1 Richmond
Wh 7- 1 George Washington
Lh 2- 3 VMI
Lh 0- 2 Furman
La 0- 2 Wake Forest
116- 162

1962 (11-6)


VT Opp.
Wa 2- 1 Alabama
La 4- 12 Alabama
Wa 4- 3 North Carolina
La 1- 3 George Washington
Wa 7- 2 Wake Forest
Wh 3- 2 William & Mary
Wh 9- 0 Virginia (for.)
Wh 10- 4 George Washington
Lh 7- 8 VMI
La 0- 4 Richmond
Wa 11- 1 William & Mary
La 0- 4 VMI
Wh 10- 3 Richmond
Wh 9- 5 The Citadel
Wa 3- 1 Furman
La 0- 1 West Virginia
Wa 3- 2 West Virginia (10)
77- 56

1963 (14-7)


VT Opp.
La 2- 3 Alabama (10)
La 2- 3 Alabama
La 0- 1 North Carolina
Wh 13- 7 Maine
Lh 2- 4 Maine
Wa 7- 3 Wake Forest
Wa 4- 0 George Washington
Wh 10- 6 Castleton St.
Wh 11- 5 Castleton St.
Wa 1- 0 Davidson
Wa 6- 4 Davidson
Wh 8- 7 William & Mary
Wa 8- 4 William & Mary
Wa 15- 2 Richmond
Wa 6- 4 The Citadel
Wa 5- 4 VMI
Wh 4- 3 VMI
Lh 4- 13 Wake Forest
Lh 3- 4 George Washington
Lh 3- 8 North Carolina
Wh 4- 3 Richmond
118- 88

1964 (12-10)

VT Opp.
Lh 6- 10 Michigan St.
Wh 8- 7 Cornell
Wh 10- 4 Maine
La 0- 6 North Carolina
Wa 1- 0 George Washington



Howie Wright helped Tech to its first NCAA baseball appearance in 1954.



Second baseman Ed Hite captained the 1961 and 1962 teams and was named to the All-Southern Conference Team.

Ln11 1- 2 Tennessee
 Wh 4- 2 VCU
 Wh 7- 4 La Salle
 Wh 9- 2 La Salle
 Wh 17- 4 La Salle
ATLANTIC 10 TOURNAMENT
 Wn33 8- 4 Massachusetts
 Wn33 17- 2 Xavier
 Wn33 13- 8 Massachusetts
NCAA REGIONAL
 Wn35 3- 2 Southern California
 Ln35 6- 12 N.C. State
 Ln35 2- 6 Southern California
 512- 379

1998 (28-22-2; 10-5 A-10)

VT Opp.
 La36 6- 7 The Citadel (11)
 Wn36 19- 8 Georgia Southern
 Wn36 10- 9 St. John's
 Wa 16- 11 Old Dominion
 Wa 2- 1 Campbell
 La 3- 13 Campbell
 Wh 12- 6 Radford
 Wh 6- 2 Liberty
 Wh 5- 4 Howard
 Wh 16- 3 Howard
 Lh 11- 5 West Virginia
 Th 3- 3 West Virginia (10)
 Tn23 7- 7 Indiana State
 Ln23 8- 12 Winthrop
 Wn23 13- 9 Bowling Green
 Ln23 4- 15 Purdue
 Ln23 8- 11 Purdue
 Wn23 4- 3 Toledo
 La 3- 4 Radford
 Wh 7- 5 James Madison
 Wh 5- 4 Old Dominion
 La 4- 5 Radford
 Wh 5- 3 Fordham
 Lh 11- 11 Fordham
 Lh 8- 9 Fordham
 Wa 16- 3 Liberty
 Wh 7- 4 Radford
 La 5- 9 Marshall
 Wa 6- 3 La Salle
 Wa 12- 4 La Salle
 Wa 15- 1 La Salle
 Lh 1- 3 VCU
 La 3- 4 Virginia
 Lh 3- 12 Xavier
 Wh 5- 0 Xavier
 Lh 9- 11 Xavier (11)
 Wh 10- 5 Virginia
 Wa 8- 4 Dayton
 Wa 14- 5 Dayton
 Wa 11- 2 Dayton
 Wh 7- 3 Campbell
 Ln25 2- 3 Virginia
 Lh 3- 12 Richmond
 Wh 19- 8 No. Carolina A&T
 Wh 6- 0 Duquesne
 Lh 5- 8 Duquesne
 Wh 17- 7 Duquesne
 La 5- 13 VCU
 Ln11 3- 11 Tennessee
 La 2- 5 James Madison
ATLANTIC 10 TOURNAMENT
 Wn37 7- 6 Massachusetts
 Ln37 1- 3 Fordham
 382- 325

1999 (42-17-0; 18-3 A-10)

VT Opp.
 La 5- 10 Campbell
 Wa 19- 0 High Point
 La 2- 4 Wake Forest
 La 9- 10 Wake Forest
 Wn2 11- 9 Evansville
 Ln2 0- 1 Miami (Ohio)
 La2 4- 5 Rollins
 Wn2 7- 3 Evansville
 Wn2 8- 2 Miami (Ohio)
 Wa2 8- 0 Rollins
 Wh 8- 6 Old Dominion
 Wa 9- 4 Radford
 La 5- 8 James Madison
 Lh 3- 5 Marshall (12)
 Wa 13- 1 Marshall
 Wa 7- 4 West Virginia
 Wa 7- 5 West Virginia
 Wh 23- 13 High Point
 Lh 4- 9 George Washington
 Wh 13- 4 George Washington
 Lh 5- 11 George Washington
 Wh 7- 6 Campbell
 La 7- 8 VCU
 Wh 2- 1 St. Bonaventure
 Wh 2- 1 St. Bonaventure
 Wh 12- 10 St. Bonaventure
 Lh 4- 8 Wake Forest

aW 11- 10 Radford (11)
 Lh 11- 16 Hofstra
 Wa 8- 2 St. Joseph's
 Wa 5- 2 St. Joseph's
 Wa 19- 9 St. Joseph's
 Wh 17- 7 Radford
 Wh 13- 9 Virginia
 La 1- 3 Xavier
 Wa 4- 1 Xavier
 Wa 5- 3 Xavier
 Lh 6- 11 Liberty
 Wa 11- 7 Virginia
 Wa 12- 3 Liberty
 Wh 2- 1 Dayton
 Wh 5- 0 Dayton
 Wh 13- 3 Dayton
 Wa 9- 0 Duquesne
 Wa 6- 5 Duquesne
 Wa 12- 5 Duquesne
 Wh 6- 5 VCU (10)
 Wa 8- 4 Richmond
 Wh 3- 0 La Salle
 Wh 7- 6 La Salle
 Wh 7- 6 La Salle
ATLANTIC 10 TOURNAMENT
 Wn33 4- 3 Temple
 Ln33 6- 13 La Salle
 Wn33 9- 4 Massachusetts
 Wn33 15- 3 La Salle
 Wn33 20- 6 La Salle
NCAA REGIONAL
 Ln3 3- 5 Richmond
 Wn3 11- 5 Siena
 Ln3 8- 11 Richmond
 481- 316

2000 (34-25-2; 16-5 A-10)

VT Opp.
 Ln36 5- 11 St. John's
 Wn36 5- 3 Tennessee
 Wn36 12- 2 West Virginia
 Wa 8- 1 High Point
 La 7- 11 Wake Forest
 La 0- 13 Wake Forest
 Wh 5- 3 West Virginia
 Wh 6- 5 West Virginia
 Wh 12- 1 Ohio
 Lh 15- 19 Ohio
 Wa 6- 4 Campbell
 Th 11- 11 High Point (9)
 Lh 11- 13 Radford
 Wa 4- 2 UNC Wilmington
 La 1- 7 UNC Wilmington
 La 2- 3 Old Dominion
 La 3- 15 Old Dominion
 Ta 6- 6 George Mason (9)
 Lh 3- 8 Kent
 Wh 8- 2 Kent
 Wh 4- 3 Kent
 Wa 3- 2 at Radford
 Lh 1- 7 James Madison
 Wa 5- 2 George Washington
 La 1- 7 George Washington
 Lh 7- 6 George Washington
 Lh 8- 11 Liberty
 Wa 7- 3 Virginia
 Wh 5- 4 Radford
 Wh 19- 2 Rhode Island
 Wh 7- 2 Rhode Island
 Wh 12- 0 Rhode Island
 Wa 8- 7 Richmond
 Wa 7- 6 Massachusetts
 La 11- 15 Massachusetts
 Wa 13- 0 Massachusetts
 Lh 0- 5 VCU
 Lh 3- 10 Wake Forest
 Wh 9- 3 Xavier
 Wh 5- 0 Xavier
 Wh 6- 1 Xavier (6)
 Wh 7- 6 Virginia (10)
 La 10- 11 James Madison
 La 1- 6 Dayton
 Wa 6- 2 Dayton
 La 2- 3 Dayton
 LnL20 6- 7 Radford
 Wh 5- 4 Duquesne
 Lh 1- 8 Duquesne
 Wh 7- 6 Duquesne
 Ln25 4- 5 Virginia
 La 8- 9 Liberty
 Lh 9- 19 Campbell
 Wa 8- 0 La Salle
 Wa 10- 7 La Salle
 Wa 11- 8 La Salle
ATLANTIC 10 TOURNAMENT
 Wn33 4- 3 Massachusetts
 Wn33 8- 1 George Washington
 Wn33 9- 6 Massachusetts
NCAA REGIONAL
 Ln39 3- 8 Southern Cal

Ln39 6- 8 Cal State Fullerton
 396- 363

2001 (29-28-1; 14-11-1 BE)

VT Opp.
 Wa 5- 4 Campbell
 La 3- 10 Campbell
 La 1- 11 Liberty
 La 1- 3 Wake Forest
 Wh 5- 2 Old Dominion
 Wh 6- 5 Old Dominion
 Wn2 7- 0 Long Island
 Ln2 5- 8 Rollins
 Ln2 9- 10 Central Michigan
 Wn2 11- 0 Long Island
 La2 3- 5 Rollins
 Ln2 5- 6 Central Michigan (11)
 Wh 5- 4 Richmond
 Wa 18- 0 Radford
 Lh 7- 10 High Point
 Wh 10- 4 Boston College
 Wh 4- 3 Boston College
 Wh 13- 5 Boston College
 Lh 1- 2 St. John's
 Wh 19- 6 St. John's
 Wh 3- 2 Notre Dame
 Wh 9- 8 Notre Dame
 La 2- 3 VCU (11)
 La 0- 7 Richmond
 La 2- 3 Connecticut (8)
 Wa 3- 2 Connecticut
 La 6- 7 Connecticut
 Wh 7- 3 VMI
 Wh 8- 2 Villanova
 Lh 3- 8 Villanova
 Lh 9- 10 Villanova
 Lh 9- 18 Wake Forest
 La 4- 7 Virginia
 La 3- 11 Rutgers
 Wa 14- 7 Rutgers
 La 1- 13 Seton Hall
 Ta 7- 7 Seton Hall (12)
 Wa 5- 4 High Point (10)
 Lh 3- 9 Virginia
 Wa 14- 4 West Virginia
 La 5- 6 West Virginia
 La 5- 7 West Virginia
 Ln11 4- 7 Tennessee
 Wa 5- 4 Radford (12)
 Wh 14- 5 Georgetown
 Wh 10- 6 Georgetown
 Wh 7- 3 Georgetown
 Wn25 6- 1 Virginia
 Wh 8- 5 Liberty
 Wn20 5- 2 Radford
 Lh 3- 7 VCU
 La 1- 4 Pittsburgh
 La 1- 4 Pittsburgh
 Wa 5- 3 Pittsburgh
BIG EAST TOURNAMENT
 Wn40 4- 3 Notre Dame
 Ln40 0- 5 Seton Hall
 Wn40 5- 2 Notre Dame
 Ln40 2- 5 Seton Hall
 340- 312

2002 (33-26-0; 18-8 BE)

VT Opp.
 Wn36 5- 1 Western Carolina
 Wn36 12- 3 The Citadel
 Ln36 1- 2 Old Dominion
 Wh 6- 5 Western Michigan
 Lh 8- 10 Western Michigan (7)
 Wh 12- 7 Western Michigan (8)
 Wa 7- 5 Charlotte
 Lh 7- 8 UNC Wilmington
 Lh 4- 11 UNC Wilmington
 La 0- 8 VCU
 La 5- 14 Richmond
 Wh 9- 5 Lemoine
 Lh 10- 15 Lemoine (11)
 La 4- 8 James Madison
 Lh 7- 10 Pittsburgh
 Lh 2- 5 Pittsburgh
 Wh 8- 5 Pittsburgh
 Wh 2- 1 Rutgers
 Wh 17- 8 Rutgers
 Lh 2- 4 Seton Hall
 Wh 9- 7 Seton Hall
 Wa 7- 1 Radford
 Wh 8- 2 Charlotte
 Lh 12- 26 James Madison
 Wa 3- 0 Villanova
 Wa 2- 0 Villanova
 Wa 10- 9 Villanova (10)
 Lh 10- 16 Virginia
 La 1- 2 Notre Dame (11)
 La 2- 4 Notre Dame
 La 1- 2 St. John's
 Wa 8- 5 St. John's


Wh 11- 1 Radford
 La 5- 6 Wake Forest
 Wn25 8- 2 Virginia
 Wa 7- 6 Georgetown (9)
 Wa 10- 5 Georgetown
 Wa 35- 4 Georgetown
 Wn11 8- 5 East Tenn. State
 Lh 3- 10 Wake Forest
 Lh 6- 8 Liberty
 La 6- 7 Liberty
 La 7- 8 Virginia (10)
 Wh 7- 5 VMI
 Wh 6- 3 Connecticut
 Wh 7- 1 Connecticut
 Wh 12- 4 Connecticut
 Lh 14- 19 Richmond
 La 1- 8 Boston College
 Wa 15- 8 Boston College
 La 0- 2 Boston College
 Wh 13- 6 High Point
 Wh 3- 2 VCU
 Wh 6- 0 West Virginia
 Wh 14- 6 West Virginia
 Wh 12- 8 West Virginia
BIG EAST TOURNAMENT
 Wn40 2- 1 Boston College
 Ln40 4- 8 Notre Dame
 Ln40 2- 6 Rutgers
 425- 358

2003 (34-23-0; 15-10 BE)


VT Opp.
 Wa 6- 4 Campbell
 La 0- 6 Campbell
 Wa 6- 2 High Point
 Wa 4- 0 High Point
 Wa 5- 4 Charleston Southern
 Wa 8- 6 Charleston Southern
 Lh 6- 7 Kent State
 Lh 3- 5 Kent State
 Wh 16- 5 Kent State
 Lh 1- 3 James Madison
 Lh 5- 7 High Point
 Lh 3- 5 Cornell
 Wh 3- 1 Cornell
 Wh 8- 2 Cornell
 Wh 12- 4 East Tenn. State
 Wa 5- 3 James Madison
 Wa 19- 7 Morehead State
 Wa 18- 5 Morehead State
 Lh 3- 4 Ohio
 Wa 8- 1 Richmond
 La 0- 2 Seton Hall
 Wa 5- 1 Seton Hall
 Wa 3- 0 Seton Hall
 Wa 14- 0 Liberty
 Wh 20- 1 Georgetown
 Wh 18- 2 Georgetown
 Wh 4- 0 Villanova
 Wh 7- 5 Villanova
 Lh 1- 3 Boston College
 Wh 12- 3 Boston College
 Wh 8- 7 Boston College (12)
 Wh 6- 4 VMI
 Wh 5- 3 Virginia
 La 5- 15 West Virginia
 La 1- 3 West Virginia
 Wa 6- 1 Connecticut
 Wa 7- 3 Connecticut
 Wa 5- 1 Radford
 Ln25 7- 10 Virginia
 La 2- 10 Rutgers
 La 2- 6 Rutgers
 La 5- 10 Rutgers
 Ln11 4- 5 East Tenn. State
 Wh 3- 1 St. John's
 Wh 7- 3 St. John's
 Wh 7- 4 St. John's
 Lh 12- 15 Richmond
 Wh 9- 0 Radford
 Wa 4- 3 Pittsburgh
 La 13- 14 Pittsburgh
 La 16- 17 Pittsburgh
 Wh 22- 7 Campbell
 Lh 5- 12 VCU
 Lh 4- 12 Notre Dame
 Wh 11- 5 Notre Dame
 Ln40 0- 6 Rutgers
 Ln40 0- 10 West Virginia
 399- 285

2004 (29-27-0; 11-15 BE)


VT Opp.
 La 2- 15 Stetson
 Wn18 4- 3 South Florida
 Ln18 0- 2 Oklahoma State
 Wh 4- 0 Liberty
 Lh 2- 4 George Mason
 Wh 12- 7 Morehead State
 Wh 11- 7 Morehead State



Mike Williams (right) registered 22 complete games for the Hokies from 1988-90.



Denny Wagner (r) hurled a complete-game victory over Southern Cal during the 1997 NCAA South II Regional.



Brad Clontz set the school record for victories in a season by winning 12 games in 1992.

THE RECORD BOOK >>

INDIVIDUAL BATTING

MOST GAMES PLAYED:

Season: 67 by Brian Henderson, 1985
Career: 230 by John West, 1999-02
Spencer Harris, 2000-03

MOST AT BATS:

Game: 9 by Wyatt Toregas vs. Georgetown, 4/21/02
Season: 254 by Tim Buheller, 1985
Career: 887 by Addison Bowman, 1998-01

MOST RUNS SCORED:

Game: 7 by Doug Basse vs. Howard, 5/4/86
Fred Hatfield vs. Louisville, 4/24/93
Brad Bauder vs. Georgetown, 4/21/02
Season: 82 by Brian Rupe, 1982
Tim Buheller, 1985
Career: 267 by Tim Buheller, 1983-86

MOST HITS:

Game: 8 by Brad Bauder vs. Georgetown, 4/21/02
Season: 92 by Tim Buheller, 1985
Shaun Sullivan, 1985
Steve Domecus, 2010
Career: 303 by Addison Bowman, 1998-01

MOST DOUBLES:

Game: 4 by Bryan Thomas vs. Savannah State, 2/21/05
Season: 27 by Steve Domecus, 2010
Career: 66 by Addison Bowman, 1998-01

MOST TRIPLES:

Game: 2 shared by 11 players
(most recent: Austin Wates at
Charleston Columbia, 2/28/10)
Season: 9 by Kevin Barker, 1996
Career: 17 by Kevin Barker, 1994-96

MOST HOME RUNS:

Game: 4 by Doug Basse vs. Howard, 5/4/86
Brad Bauder vs. Georgetown, 4/21/02
Season: 29 by Franklin Stubbs, 1981
George Canale, 1986
Career: 76 by George Canale, 1984-86

MOST TOTAL BASES:

Game: 23 by Brad Bauder vs. Georgetown, 4/21/02
Season: 186 by Franklin Stubbs, 1981
Career: 502 by George Canale, 1984-86

MOST RUNS BATTED IN:

Game: 14 by Brad Bauder vs. Georgetown, 4/21/02
Season: 88 by Billy Plante, 1985
Career: 227 by George Canale, 1984-86

HIGHEST BATTING AVERAGE:

Season: .516 by John Van Arnhem, 1971
Career: .436 by John Van Arnhem, 1971-72 (2 seasons)
.374 by Trey McCoy, 1986-88 (3 seasons)
.361 by Jim Stewart, 1979-82 (4 seasons)

HIGHEST SLUGGING PERCENTAGE:

Season: .969 by Franklin Stubbs, 1981
Career: .835 by Trey McCoy, 1986-88

LONGEST HITTING STREAK:

32 games by Tim Buheller, 1985

MOST BASES ON BALLS:


Game: 5 by Wayne Taylor vs. Michigan St., 3/24/64
Season: 59 by Franklin Stubbs, 1981
Matt Griswold, 1999
Career: 170 by Tim Buheller, 1983-86

MOST STOLEN BASES:


Game: 4 by Tim Buheller vs. James Madison, 4/9/86
Chris Stanton vs. Morehead St., 3/23/03
Season: 40 by Tim Buheller, 1985
Career: 140 by Tim Buheller, 1983-86

MOST STRIKEOUTS:

Game: 5 by Randy Martin vs. Radford, 3/18/98
Season: 80 by Shaun Thomas, 1990
Career: 189 by Randy Martin, 1996-99





*Trey McCoy
blasted 69 homers
in his career and
holds the Tech
record with an
.835 slugging
percentage.*



*Brad Bauder had a game
for the ages in 2002 at
Georgetown, tallying
four home runs, eight
hits and 14 RBIs.*

No one has saved more games for Tech than Charlie Gillian, who recorded 34 saves from 1994-96.



Jon Hand is the Hokies' all-time leader in strikeouts.

INDIVIDUAL PITCHING

MOST APPEARANCES:

Season: 38 by Ben Rowan, 2010
 Career: 98 by Anthony Miller, 1998-01

MOST STARTS:

Season: 18 by Brian Fitzgerald, 1994
 Career: 59 by Brian Fitzgerald, 1993-96

MOST APPEARANCES IN RELIEF:

Season: 38 by Ben Rowan, 2010
 Career: 95 by Anthony Miller, 1998-01

MOST COMPLETE GAMES:

Season: 12 by Mike Williams, 1989
 Career: 22 by Mike Williams, 1988-90

MOST INNINGS PITCHED:

Season: 130 by Brad Clontz, 1992
 Career: 387.1 by Brian Fitzgerald, 1993-96

LOWEST EARNED RUN AVERAGE:

Season: 0.49 by Sam Jenkins, 1962
 Career: 1.91 by Berky Cundiff, 1970-73 (starter)
 Career: 1.62 by Charlie Gillian, 1994-96 (reliever, min. 90 innings)

BEST WON-LOST PERCENTAGE:

Season: 1.000 by Rick Knapp (10-0), 1982
 Career: .952 by Rick Knapp (20-1), 1982-83 (2 seasons)
 .794 by Joe Saunders (27-7), 2000-02 (3 seasons)
 .800 by Rodney Brooks (20-5), 1983-87 (4 seasons)

MOST STRIKEOUTS:

Game: 18 by Lance Rhoads vs. Utica, 3/23/84
 Season: 119 by Bean Stringfellow, 1985
 Career: 323 by Jon Hand, 1995-98

MOST BASES ON BALLS:

Season: 65 by Les Jennette, 1991
 Career: 160 by Greg Margheim, 1987-90

MOST WINS:

Season: 12 by Brad Clontz, 1992
 Career: 31 by Jason Bush, 1999-02

MOST SHUTOUTS:

Season: 5 by Ray Perkins, 1982
 Career: 9 by Berky Cundiff, 1970-73

MOST SAVES:


Season: 14 by Charlie Gillian, 1996; Matt Dalton, 2003
 Career: 34 by Charlie Gillian, 1994-96

MOST PICKOFFS:

Game: 5 by Greg Margheim vs. Liberty, 3/1/90
 Season: 19 by Pat Pinkman, 1999
 Career: 48 by Pat Pinkman, 1998-02

MOST HIT BATSMEN:

Game: 7 by Rhett Ballard vs. Duke, 5/15/08 *tied NCAA record
 Season: 21 by Rhett Ballard, 2007 and 2008
 Career: 58 by Rhett Ballard, 2006-09




Sam Jenkins



Berky Cundiff

STAFF ERA

2.32 by 1969 staff
 2.38 by 1971 staff
 2.57 by 1970 staff
 2.58 by 1972 staff
 2.59 by 1962 staff
 2.62 by 1977 staff
 2.73 by 1968 staff



Matt Dalton

BEST ERA'S

(Minimum of 35 Innings Pitched)

0.49 by Sam Jenkins (37 2/3 inn.), 1962
 0.76 by Matt Dalton (35.2 inn.), 2003
 1.16 by Eddy Oates (64 2/3 inn.), 1969
 1.21 by Doug Horton (52 inn.), 1970
 1.35 by Dean Powell (40 inn.), 1977
 1.42 by Wayne Groseclose (57 inn.), 1968
 1.45 by Charlie Gillian (37 1/3 inn.), 1995
 1.45 by Dave Kuhn (43 1/3 inn.), 1957
 1.46 by Steve Pittman (68 inn.), 1969
 1.51 by Jimmy Graves (77 1/3 inn.), 1960
 1.53 by Charlie Gillian (35 1/3 inn.), 1994
 1.54 by Johnny Foster (35 inn.), 1971
 1.62 by Berky Cundiff (61 inn.), 1970
 1.62 by Ron Shockley (49 2/3 inn.), 1969
 1.82 by Berky Cundiff (64 1/3 inn.), 1973
 1.90 by Steve Pittman (66 1/3 inn.), 1968
 1.97 by Lee Melear (68 2/3 inn.), 1963
 1.98 by Berky Cundiff (59 inn.), 1972
 1.99 by Jerry Watkins (54 1/3 inn.), 1973

INDIVIDUAL FIELDING

MOST CHANCES:

Game: 19 by Harold Williams (1b) vs. Oklahoma, 3/26/78
 David Fitt (1b) vs. Fresno St., 3/17/95;
 James Madison 3/30/95
 Season: 637 by David Fitt (1b), 1995
 Career: 1741 by David Fitt (1b/2b), 1993-96

MOST PUTOUTS:

Game: 19 by Harold Williams vs. Oklahoma, 3/26/78
 David Fitt vs. James Madison, 3/30/95
 Season: 585 by David Fitt, 1995
 Career: 1595 by David Fitt (1b/2b), 1993-96

MOST ASSISTS:

Game: 10 by Rick Wade (3b) vs. Marshall, 4/28/76
 Mike Terhune (2b) vs. Fresno State, 3/17/95
 Season: 196 by Brian Henderson (ss), 1985
 Career: 647 by Spencer Harris (ss), 2000-03

MOST ERRORS:

Game: 5 by Jimmy Foit vs. Liberty Baptist, 4/10/80
 Season: 34 by Addison Bowman (ss), 1999
 Career: 92 by Addison Bowman (3b/ss/lf), 1998-01

MOST PUTOUTS BY POSITION:

Catcher:

Game: 18 by Chuck Boyle vs. Utica College, 3/23/84
 Season: 391 by Chuck Boyle, 1985
 Career: 1046 by Barry Gauch, 1996-99

First Baseman:

Game: 19 by Harold Williams vs. Oklahoma, 3/26/78
 David Fitt vs. James Madison, 3/30/95
 Season: 585 by David Fitt, 1995
 Career: 1576 by David Fitt, 1993-96

Second Baseman:

Game: 9 by Michael Seaborn vs. High Point, 4/28/2009
 Season: 156 by Len Wentz, 1989
 Career: 456 by Marc Tugwell, 2000-03

Shortstop:

Game: 6 by several players
 Season: 112 by Brian Henderson, 1985
 Career: 324 by Spencer Harris, 2000-03

Third Baseman:

Game: 6 by Rick Wade vs. Connecticut, 3/10/76
 Season: 67 by Casey Waller, 1988
 Career: 151 by Casey Waller, 1987-89

Outfielder:

Game: 10 by Popeye Smith vs. James Madison, 4/19/93
 Season: 170 by Matt Griswold, 1999
 Career: 507 by Brad Bauder, 2000-03

Pitcher:

Game: 3 by several players
 Season: 13 by Pat Pinkman, 1999
 Career: 34 by Jon Hand, 1995-98

MOST ASSISTS BY POSITION:

Catcher:

Game: 6 by Joe Vieni vs. Bluefield St., 3/20/87
 Season: 55 by Steve Domecus, 2010
 Career: 152 by Barry Gauch, 1996-99

First Baseman:

Game: 5 by John West vs. Radford, 3/9/00
 Season: 44 by David Fitt, 1995
 Career: 122 by Sean O'Brien, 2004-08

Second Baseman:

Game: 10 by Mike Terhune vs. Fresno State, 3/17/95
 Season: 169 by Mike Terhune, 1995
 Career: 572 by Marc Tugwell, 2000-03

Shortstop:

Game: 9 by Brian Henderson vs. Florida St., 5/10/85
 Josh Haggas vs. Cincinnati, 5/16/91
 Spencer Harris vs. Villanova, 4/7/02
 Season: 196 by Brian Henderson, 1985
 Career: 647 by Spencer Harris, 2000-03

Third Baseman:


Game: 10 by Rick Wade vs. Marshall, 4/28/76
 Season: 155 by Bo Durkac, 1995
 Career: 390 by Bo Durkac, 1993-95

Outfielder:


Game: 2 by several players
 Season: 9 by Alan El-Amin, 1988
 Career: 17 by Sandy Hill, 1974-77
 Tim Buheller, 1983-86
 Brad Bauder, 2000-03

Pitcher:

Game: 8 by Mike Arrington vs. UNC, 4/17/72
 Season: 40 by Mike Williams, 1990
 Career: 90 by Mike Williams, 1988-90
 Pat Pinkman, 1998-02



Brian Henderson holds the Tech record for assists in a single season.



Shortstop Spencer Harris (3) and second baseman Marc Tugwell formed a record-setting middle infield combo for the Hokies.



TEAM MARKS

Year	Record	R	HR	BAvg.	SB	ERA	CG
1960	10-09-0	143	18	.280	29	3.40	10
1961	09-15-0	116	4	.242	25	6.08	12
1962	11-06-0	77	3	.225	23	2.59	14
1963	14-07-0	118	11	.269	24	2.75	11
1964	12-10-0	114	8	.256	21	3.40	13
1965	10-13-0	114	10	.264	16	3.89	8
1966	10-06-0	93	8	.256	20	4.43	8
1967	14-10-0	115	13	.231	24	3.30	10
1968	17-09-0	143	18	.274	29	2.73	17
1969	27-07-0	221	16	.280	39	2.32	20
1970	15-11-0	100	10	.246	30	2.57	11
1971	16-10-0	159	16	.299	34	2.38	11
1972	15-11-0	121	10	.252	49	2.58	14
1973	15-10-0	119	15	.275	9	3.53	10
1974	15-15-0	165	18	.266	43	3.87	10
1975	26-10-0	241	35	.302	60	3.32	21
1976	33-09-0	326	31	.292	99	3.88	15
1977	34-09-0	259	38	.259	90	2.62	19
1978	27-17-0	278	64	.290	73	4.32	24
1979	28-14-0	257	30	.284	104	4.03	15
1980	30-18-0	355	48	.294	138	5.83	20
1981	48-09-0	583	99	.350	169	4.40	28
1982	50-09-0	555	107	.330	165	3.65	26
1983	34-14-0	353	62	.310	90	4.74	34
1984	41-17-0	475	89	.304	92	3.80	18
1985	50-16-1	610	125	.325	128	4.94	17
1986	38-21-0	533	111	.319	92	6.28	13
1987	32-16-1	372	78	.317	38	4.17	10
1988	40-20-0	567	140	.326	52	4.63	16
1989	35-22-0	421	53	.308	96	4.55	18
1990	36-22-0	435	39	.292	106	4.42	16
1991	24-30-0	362	24	.294	80	5.53	13
1992	34-17-1	448	52	.339	70	5.10	16
1993	34-15-0	346	55	.298	41	4.27	9
1994	32-26-0	402	50	.285	63	5.77	5
1995	34-24-0	393	73	.285	42	4.10	11
1996	35-24-0	368	54	.278	58	4.45	12
1997	34-28-0	512	80	.322	79	4.95	15
1998	28-22-2	382	47	.305	64	5.42	14
1999	42-17-0	481	74	.320	96	4.91	22
2000	34-25-2	396	51	.291	69	5.49	14
2001	29-28-1	340	39	.301	55	4.83	11
2002	33-26-0	425	55	.312	69	5.42	10
2003	34-23-0	399	45	.296	70	4.50	1
2004	29-27-0	334	24	.291	80	4.62	12
2005	23-28-0	277	22	.283	56	5.94	3
2006	20-33-0	308	34	.279	49	6.87	2
2007	23-31-0	299	28	.283	82	5.85	4
2008	23-32-0	353	43	.293	54	5.76	2
2009	32-21-0	431	52	.319	53	5.18	2
2010	40-22-0	484	81	.319	68	4.76	4

TEAM SEASON RECORDS

SCHEDULE:

Most games played: 67 by 1985 team
 Most games won: 50 by 1982 & 1985 teams
 Most games lost: 33 by 2006 team
 Most games won in a row: 31 by 1977 team
 Most games lost in a row: 12 by 2008 team
 Most games won at home: 31 by 1981 team
 Most games won on road: 18 by 1985 & 1986 teams
 Most games won at neutral sites: 10 by 1994 team

BATTING:

Most at bats: 2277 by 1985 team
 Most runs scored: 610 by 1985 team
 Most hits: 740 by 1985 team
 Most doubles: **147 by 2010 team**
 Most triples: 25 by 1994 team
 Most home runs: 140 by 1988 team
 Most runs batted in: 547 by 1985 team
 Most total bases: 1264 by 1985 team
 Highest batting average: .350 by 1981 team
 Highest slugging average: .608 by 1988 team
 Most sacrifice bunts: 36 by 1992 & 2007 teams
 Most sacrifice flies: 41 by 1982 team
 Most hit by pitch: **73 by 2010 team**

BASE RUNNING:

Most bases on balls: 341 by 1982 team
 Most stolen bases: 169 by 1981 team

FIELDING:

Most putouts: **1641 by 2010 team**
 Most assists: 712 by 1995 team
 Most errors: 139 by 1997 team
 Fewest errors: 34 by 1970 team
 Best fielding average: .968 by 1995 team
 Most double plays: 66 by 2000 team

PITCHING:

Most innings pitched: **547.0 by 2010 staff**
 Most complete games: 34 by 1983 staff
 Most strikeouts: **530 by 2010 staff**
 Most strikeouts per nine innings: **8.7 by 2010 staff**
 Most bases on balls: 303 by 1985 staff
 Fewest bases on balls per game: 2.76 by 1995 staff
 Most hits allowed: 633 by 2000 staff
 Fewest hits per game: 6.2 by 1970 staff
 Most runs allowed: 408 by 1986 staff
 Fewest runs per game: 2.95 by 1954 staff
 Most home runs allowed: 82 by 1986 staff
 Lowest earned run average: 2.32 by 1969 staff
 Most saves: 17 by 1996 staff
 Most shutouts: 8 by 1978 staff
 Most wild pitches: **82 by 2010 staff**
 Most hit batsmen: 75 by 2007 staff
 Most pickoffs: 35 by 1990 staff

GAME BATTING RECORDS:

Most at bats: 65 vs. Georgetown, 4/21/02
 Most runs scored: 38 vs. Howard, 3/31/89
 Most runs in one inning: 17 vs. Howard, 3/31/89
 Most hits: 37 vs. Georgetown, 4/21/02
 Most doubles: 10 vs. North Carolina A&T, 4/24/98
 Most triples: 4 vs. Richmond, 4/20/63
 Most home runs: 10 vs. Howard 5/4/86; Liberty, 4/25/88
 Most runs batted in: 35 vs. Georgetown, 4/21/02
 Most total bases: 68 vs. Georgetown, 4/21/02
 Most stolen bases: 10 vs. St. Louis, 4/2/81
 Most strikeouts: 17 vs. West Virginia, 5/9/64; Clemson, 3/10/96;
 West Virginia, 4/24/96; Richmond, 5/29/99
 Most bases on balls: 17 vs. George Washington, 5/24/76;
 Howard, 4/1/90
 Most batters hit by pitches: 7 vs. Duquesne, 4/26/98

THE TOP FIVE: 1947-2010

AT BATS

Season

- 1-Tim Buheller (1985) 254
- 2-Steve Domecus (2010) 252
- 3-Sean Ryan (2010) 249
- 4-Shaun Sullivan (1985) 247
- 5-George Canale (1985) 245

RUNS

Season

- 1-Brian Rupe (1982) 82
Tim Buheller (1985) 82
- 3-Franklin Stubbs (1981) 80
- 4-George Canale (1986) 76
Doug Basse (1986) 76

HITS

Season

- 1-Tim Buheller (1985) 92
Shaun Sullivan (1985) 92
Steve Domecus (2010) 92
- 3-Marc Tugwell (2003) 90
- 4-Jim Stewart (1982) 88
Chad Foutz (1997) 88

DOUBLES

Season

- 1-Steve Domecus (2010) 27
- 2-Casey Waller (1989) 25
- 3-Bo Durkac (1994) 24
- 4-Bo Durkac (1995) 23
- 5-Alan El-Amin (1988) 22

TRIPLES

Season

- 1-Kevin Barker (1996) 9
- 2-Shaun Thomas (1990) 7
- 3-Kevin Barker (1995) 6
Chris Stanton (2003) 6
Austin Wates (2008) 6

HOME RUNS

Season

- 1-Franklin Stubbs (1981) 29
George Canale (1986) 29
- 3-Billy Plante (1985) 27
- 4-George Canale (1985) 26
- 5-Trey McCoy (1986) 24
Trey McCoy (1988) 24

TOTAL BASES

Season

- 1-Franklin Stubbs (1981) 186
- 2-George Canale (1986) 185
- 3-Billy Plante (1985) 178
- 4-George Canale (1985) 177
- 5-Trey McCoy (1988) 170

RUNS BATTED IN

Season

- 1-Billy Plante (1985) 88
- 2-Franklin Stubbs (1981) 83
- 3-Jim Stewart (1981) 82
- 4-Shaun Sullivan (1985) 80
- 5-George Canale (1985) 79

Career

- 1-Addison Bowman (1998-01) 887
- 2-Brad Bauder (2000-03) 852
- 3-Tim Buheller (1983-86) 837
- 4-Marc Tugwell (2000-03) 812
- 5-John West (1999-02) 808

Career

- 1-Tim Buheller (1983-86) 267
- 2-Brian Rupe (1979-82) 225
- 3-Len Wentz (1987-90) 211
- 4-Jim Stewart (1979-82) 201
- 5-George Canale (1984-86) 199

Career

- 1-Addison Bowman (1998-01) 303
- 2-Tim Buheller (1983-86) 275
- 3-Marc Tugwell (2000-03) 273
- 4-Brad Bauder (2000-03) 266
- 5-John West (1999-02) 262
Sean O'Brien (2004-08) 262

Career

- 1-Addison Bowman (1998-01) 66
- 2-Bo Durkac (1993-95) 60
- 3-Shaun Sullivan (1982-85) 57
- 4-Sean O'Brien (2004-08) 56
- 5-Marc Tugwell (2000-03) 54

Career

- 1-Kevin Barker (1994-96) 17
- 2-David Dallas (1989-92) 14
Austin Wates (2008-10) 14
- 4-Chris Stanton (2002-05) 12
- 5-Franklin Stubbs (1980-82) 11
Tim Buheller (1983-86) 11
Chris Hutchison (1999-02) 11

Career


- 1-George Canale (1984-86) 76
- 2-Trey McCoy (1986-88) 69
- 3-Billy Plante (1981-85) 60
- 4-Franklin Stubbs (1980-82) 59
- 5-Mike Conte (1986-89) 43

Career

- 1-George Canale (1984-86) 502
- 2-Trey McCoy (1986-88) 476
- 3-Addison Bowman (1998-01) 467
- 4-Brad Bauder (2000-03) 462
- 5-Matt Griswold (1996-99) 441

Career

- 1-George Canale (1984-86) 227
- 2-Trey McCoy (1986-88) 214
- 3-Matt Griswold (1996-99) 203
- 4-Les Jennette (1989-92) 197
- 5-Franklin Stubbs (1980-82) 196



Slugger George Canale is Tech's all-time leader in home runs, RBIs and total bases.

STOLEN BASES

Season

- 1-Tim Buheller (1985) 40
- 2-Nate Parks (2007) 39
- 3-Tim Buheller (1984) 35
- 4-Franklin Stubbs (1981) 34
Chris Stanton (2004) 34

Career

- 1-Tim Buheller (1983-86) 140
- 2-Nate Parks (2004-07) 99
- 3-Brian Rupe (1979-82) 96
- 4-David Dallas (1989-92) 86
- 5-Chris Stanton (2002-05) 83

PITCHING VICTORIES

Season

- 1-Brad Clontz (1992) 12
- 2-Paul Levy (1981) 11
Ray Perkins (1982) 11
Brad DuVall (1988) 11
Mike Williams (1989) 11
Mike Williams (1990) 11
Jason Bush (1999) 11

Career

- 1-Jason Bush (1999-02) 31
- 2-Brian Fitzgerald (1993-96) 28
- 3-Todd Trickey (1981-84) 27
Joe Saunders (2000-02) 27
- 5-Mike Williams (1988-90) 26

INNINGS PITCHED

Season

- 1-Brad Clontz (1992) 130
- 2-Mike Williams (1990) 122
- 3-Pat Pinkman (1999) 118.2
- 4-Mike Williams (1989) 118
- 5-Brian Fitzgerald (1995) 117.1

Career

- 1-Brian Fitzgerald (1993-96) 387.1
- 2-Jason Bush (1999-02) 377.1
- 3-Jon Hand (1995-98) 376.2
- 4-Joe Saunders (1999-02) 315
- 5-Mike Williams (1988-90) 298.1

STRIKEOUTS

Season

- 1-Bean Stringfellow (1985) 119
- 2-Brad Clontz (1992) 115
- 3-Denny Wagner (1997) 110
- 4-Larry Bowles (1999) 106
- 5-Joe Saunders (2002) 102

Career

- 1-Jon Hand (1995-98) 323
- 2-Brian Fitzgerald (1993-96) 271
- 3-Bean Stringfellow (1982-85) 266
- 4-Rhett Ballard (2006-09) 263
- 5-Joe Saunders (2000-02) 255

SAVES

Season

- 1-Charlie Gillian (1996) 14
Matt Dalton (2003) 14
- 3-Orvin Kiser (1976) 13
Joe Salisbury (1985) 13
- 5-Charlie Gillian (1994) 12

Career

- 1-Charlie Gillian (1994-96) 34
- 2-Matt Dalton (2001-03) 23
- 3-Joe Salisbury (1984-85) 18
- 4-Anthony Miller (1998-2001) 16
- 5-Orvin Kiser (1976) 13

YEAR-BY-YEAR LEADERS 1954-2010 >>

BATTING AVERAGE

Year	Name, Pos.	Average
1954	Howie Wright, c	.366
1955	Macey White, of	.364
1956	Leo Burke, cf	.318
1957	Bobby Wolfenden, p-of	.324
1958	Dave Kuhn, p	.414
1959	Dickie Snead, cf	.386
1960	Travis Poole, of	.338
1961	Lee Melear, p	.368
1962	Eddie Hite, 2b	.300
1963	Tom Green, of	.410
1964	DeMoss Price, 3b	.310
1965	Norm Olgers, of	.291
1966	Johnny Oates, c	.410
1967	Johnny Oates, c	.342
1968	Jim Dean, 1b	.390
1969	Dean Hahn, p-of	.367
1970	Wayne Javins, ss	.357
1971	John Van Arnhem, c	*.516
1972	Gene Fornash, 2b	.358
1973	Gene Fornash, 2b	.376
1974	David Halstead, of	.366
1975	Gene Fornash, 2b	.356
1976	Sandy Hill, of	.364
1977	Dennis Duff, lf	.336
1978	Andy Aldrich, dh	.348
1979	Steve Dodd, of	.338
1980	Jay Phillips, 3b	.358
1981	Brian Rupe, cf	.420
1982	Jim Stewart, 3b	.404
1983	Shaun Sullivan, rf	.375
1984	Billy Plante, of-3b	.392
1985	Shaun Sullivan, rf	.372
1986	George Canale, 1b	.373
1987	Trey McCoy, lf	.406
1988	Trey McCoy, lf	.381
1989	Craig Blum, ss	.378
1990	Len Wentz, 3b	.365
1991	David Dallas, ss	.371
1992	Mike Reedy, of	.418
1993	Bo Durkac, 3b	.423
1994	Bo Durkac, 3b	.330
1995	Josh Herman, c	.346
1996	Kevin Barker, cf	.361
1997	Matt Griswold, of	.408
1998	Eric Shifflett, lf	.365
1999	Larry Vinson, 1b-p	.390
2000	Addison Bowman, lf-3b	.332
2001	John West, 1b	.357
2002	John West, 3b	.378
2003	Marc Tugwell, 2b	.398
2004	Sean O'Brien, rf-1b	.372
2005	Bryan Thomas, 3b	.384
2006	Sean O'Brien, 1b	.317
2007	Sean O'Brien, 1b	.327
2008	Sean O'Brien, 1b	.332
2009	Steve Domecus, lf-c	.406
2010	Austin Wates, 1b-of	.382


AT BATS

Year	Name, Pos.	At Bats
1954	Howie Wright, c	93
1955	Billy Anderson, 3b	90
1956	Leo Burke, cf	88
	Dave Kuhn, p	88
1957	Jimmy Steele, 2b	84
1958	Cecil Maynor, 1b	81
1959	Travis Poole, of	73
	Jimmy Graves, of-p	73
1960	Dickie Snead, cf	79
1961	B.J. Quisenberry, 1b	81
1962	Eddie Hite, 2b	60

1963	Dee Dalrymple, ss	88
1964	Tom Green, of	78
1965	Bob Dickerson, 3b	93
1966	Johnny Oates, c	56
1967	Dick Shroy, of	85
1968	Bobby Settle, 2b	82
1969	Bob Elwell, cf	125
1970	Eddy Oates, 1b-p	84
	Wayne Javins, ss	84
	George Shorter, c	84
1971	John Van Arnhem, c	95
1972	Mike Dixon, of	89
1973	Vince Carbaugh, 2b	95
1974	Vince Carbaugh, 2b	122
1975	Gene Fornash, 2b	135
1976	Scott Atkins, ss	174
1977	Dennis Duff, lf	146
1978	Dennis Duff, lf	157
1979	Harold Williams, 1b	163
1980	Brian Rupe, lf	183
1981	Jim Stewart, 3b	217
1982	Brian Rupe, cf	228
1983	Budgie Clark, 2b	175
1984	George Canale, 1b	217
1985	Tim Buheller, cf	*254
1986	Tim Buheller, cf	233
1987	Brian Henderson, ss	191
1988	Randy Berlin, dh	226
1989	Mike Conte, cf	233
1990	Shaun Thomas, cf	228
1991	J.R. Hawkins, dh	187
1992	Steve Render, lf	200
1993	J.R. Hawkins, rf	184
1994	Bo Durkac, 3b	227
1995	Mike Terhune, 2b	238
1996	Josh Herman, c	215
1997	Chad Foutz, 3b	239
1998	Addison Bowman, 3b	205
1999	Barry Gauch, c	227
	Addison Bowman, ss	227
2000	Addison Bowman, lf-3b	235
2001	Addison Bowman, 3b	220
2002	Marc Tugwell, 2b	231
2003	Marc Tugwell, 2b	226
2004	Chris Stanton, 3b	224
2005	Chris Stanton, 1b	186
2006	Matt Hacker, 2b	216
2007	Bryan Thomas, 3b	216
2008	Austin Wates, 2b	216
2009	Austin Wates, 1b-of	194
2010	Steve Domecus, c-lf	252

RUNS

Year	Name, Pos.	Runs
1954	Howie Wright, c	23
1955	Howie Wright, c	24
1956	Welford Lucy, 1b-of	20
1957	Dave Kuhn, p	18
1958	Jimmy Steele, 2b	25
1959	Dickie Snead, cf	21
1960	Harold Honeycutt, c	24
1961	Eddie Hite, 2b	17
1962	Eddie Hite, 2b	10
1963	Dave Blake, rf	16
1964	Sonny Rice, of	17
1965	Bob Dickerson, 3b	18
1966	Bob Kramer, 2b	16
1967	Jerry Vinson, ss	17
1968	Bob Elwell, cf	18
1969	Wayne Javins, 3b	30
1970	Steve Rosson, cf	16
1971	Rick Harris, of-p	18
1972	Vince Carbaugh, 2b	19



In 2008, Sean O'Brien became the first Hokie ever to lead the team in hitting in four different seasons.

1973	Mike Dixon, of	21
1974	David Halstead, of	21
	Vince Carbaugh, 2b	21
1975	Gene Fornash, 2b	32
1976	Paul Adams, dh	46
1977	Dennis Duff, lf	41
1978	Dennis Duff, lf	39
1979	Harold Williams, 1b	38
1980	Brian Rupe, lf	50
1981	Franklin Stubbs, 1b	80
1982	Brian Rupe, cf	*82
1983	Eric Helgeson, of	45
1984	Tim Buheller, cf	69
1985	Tim Buheller, cf	*82
1986	George Canale, 1b	76
1986	Doug Basse, lf	76
1987	Trey McCoy, lf	53
1988	Len Wentz, 2b	73
1989	Craig Blum, ss	66
1990	David Dallas, 2b-ss	56
1991	David Dallas, 2b	51
1992	David Dallas, 2b	58
1993	Dee Dalton, ss	49
1994	Bo Durkac, 3b	57
1995	Bo Durkac, 3b	54
1996	Kevin Barker, cf	63
1997	Barry Gauch, c	58
1998	Eric Shifflett, lf	49
1999	Matt Griswold, of	67
2000	Addison Bowman, lf-3b	49
2001	Chris Hutchison, rf	47
2002	Brad Bauder, cf	55
2003	Marc Tugwell, 2b	64
2004	Chris Stanton, 3b	49

2005	Chris Stanton, 1b	41
2006	Matt Hacker, 2b	44
2007	Nate Parks, cf	47
2008	Sean O'Brien, 1b	45
2009	Steve Bumbry, cf	51
	Klint Reed, lf	51
2010	Steve Domecus, c-lf	62

HITS

Year	Name, Pos.	Hits
1954	Howie Wright, c	34
1955	Howie Wright, c	28
1956	Leo Burke, cf	26
1957	Bobby Wolfenden, p-of	24
1958	Dave Kuhn, p	29
1959	Dickie Snead, of	27
1960	Travis Poole, of	25
1961	Dave Blake, c	25
1962	Eddie Hite, 2b	18
1963	Tom Green, of	32
	Dave Blake, rf	32
1964	DeMoss Price, 3b	22
1965	Bob Dickerson, 3b	27
1966	Johnny Oates, c	23
1967	Johnny Oates, c	25
1968	Jim Dean, 1b	30
1969	Dean Hahn, p-of	44
1970	Wayne Javins, ss	30
1971	John Van Arnhem, c	49
1972	Gene Fornash, ss	29
1973	Gene Fornash, ss	32
1974	Vince Carbaugh, 2b	36
1975	Gene Fornash, 2b	48
1976	Scott Atkins, ss	53

1977	Dennis Duff, lf.....	49
1978	Andy Aldrich, dh.....	48
	Dennis Duff, lf.....	48
1979	Harold Williams, 1b.....	49
1980	Jim Stewart, rf.....	60
1981	Brian Rupe, cf.....	84
1982	Jim Stewart, 3b.....	88
1983	Budgie Clark, 2b.....	63
1984	Budgie Clark, 2b.....	75
1985	Tim Buheller, cf.....	*92
	Shaun Sullivan, rf.....	*92
1986	Doug Basse, lf.....	82
1987	Trey McCoy, lf.....	67
1988	Randy Berlin, dh.....	86
1989	Craig Blum, ss.....	85
1990	Len Wentz, 3b.....	77
1991	David Dallas, ss.....	66
1992	Steve Render, lf.....	72
1993	Bo Durkac, 3b.....	77
1994	Bo Durkac, 3b.....	75
1995	Mike Terhune, 2b.....	76
1996	Kevin Barker, cf.....	73
1997	Chad Foutz, 3b.....	88
1998	Addison Bowman, 3b.....	71
1999	Barry Gauch, c.....	85
2000	Addison Bowman, lf-3b.....	78
2001	John West, 1b.....	75
2002	John West, 3b.....	82
2003	Marc Tugwell, 2b.....	90
2004	Chris Stanton, 1b.....	69
2005	Bryan Thomas, 3b.....	71
2006	Matt Hacker, 2b.....	64
2007	Bryan Thomas, 3b.....	69
2008	Austin Wates, 2b.....	70
2009	Austin Wates, 1b-of.....	77
2010	Steve Domecus, c-lf.....	*92


DOUBLES

Year	Name, Pos.	Doubles
1954	Jimmy Clarke, 2b.....	4
1955	Bobby Scruggs, ss.....	9
1956	Cecil Maynor, 1b-of.....	6
1957	Jimmy Steele, 2b.....	5
	John Sapon, c.....	5
	Jimmy Seay, ss.....	5
1958	Dave Kuhn, p.....	10
1959	Al Sebest, 3b-c.....	6
1960	Jimmy Graves, p-rf.....	5
1961	Eddie Hite, 2b.....	5
1962	Eddie Hite, 2b.....	2
	Dee Dalrymple, ss.....	2
	Wayne Hanks, 1b.....	2
1963	Dave Blake, rf.....	5
1964	Tom Green, of.....	4
	Sonny Rice, of.....	4
	M.H. Herndon, inf-p.....	4
1965	Tommy Black, ss.....	6
1966	Tom Childress, 3b.....	3
1967	Bob Elwell, of.....	7
1968	Jerry Vinson, ss.....	7
1969	Wayne Javins, 3b.....	9
	Dean Hahn, p-of.....	9
1970	Wayne Javins, ss.....	12
1971	John Van Arnhem, c.....	7
	Wayne Javins, 3b-ss.....	7
1972	Mike Dixon, of.....	6
1973	Paul Allen, 1b.....	6
1974	Gene Fornash, ss.....	8
1975	David Halstead, of-p.....	11
1976	Paul Adams, dh.....	12
	Wayne Shelton, c.....	12
	Lewis Dillon, 1b.....	12
1977	Steve Dodd, rf.....	9
1978	Dennis Duff, lf.....	10
1979	Andy Aldrich, dh.....	13
1980	Jay Phillips, 3b.....	12
1981	Jimmy Foit, ss.....	18
1982	Jay Phillips, 2b.....	21
1983	Shaun Sullivan, cf.....	11
	Budgie Clark, 2b.....	11


	Billy Plante, of-3b.....	11
1984	Budgie Clark, 2b.....	17
1985	Shaun Sullivan, rf.....	17
1986	Doug Basse, lf.....	19
1987	Trey McCoy, lf.....	16
1988	Alan El-Amin, rf.....	22
1989	Casey Waller, 3b.....	25
1990	Len Wentz, 3b.....	20
1991	J.R. Hawkins, dh.....	14
1992	Les Jennette, 1b.....	18
1993	J.R. Hawkins, rf.....	15
1994	Bo Durkac, 3b.....	24
1995	Bo Durkac, 3b.....	23
1996	Josh Herman, c.....	20
1997	Eric Shiflett, lf.....	16
1998	Matt Griswold, rf.....	18
	Addison Bowman, 3b.....	18
1999	Addison Bowman, ss.....	18
2000	Addison Bowman, lf-3b.....	14
	Jed English, dh-c.....	14
2001	Addison Bowman, 3b.....	16
2002	Brad Bauder, cf.....	21
2003	Marc Tugwell, 2b.....	17
2004	Wyatt Toregas, c.....	14
2005	Chris Stanton, 1b.....	18
2006	Matt Hacker, 2b.....	14
	Jose Cueto, rf.....	14
2007	Sean O'Brien, 1b.....	20
2008	Sean O'Brien, 1b.....	18
2009	Austin Wates, 1b-of.....	20
2010	Steve Domecus, c-lf.....	*27

TRIPLES

Year	Name, Pos.	Triples
1954	Leo Burke, cf.....	3
1955	Jimmy Clarke, 2b.....	4
1956	Gerald Williams, p.....	2
1957	Dave Kuhn, p.....	2
1958	Dave Kuhn, p.....	2
1959	Dickie Snead, of.....	4
1960	Harold Honeycutt, c.....	2
	Lee Reynolds, inf.....	2
1961	Dave Blake, rf.....	2
1962	Eddie Hite, 2b.....	3
1963	Dave Blake, rf.....	2
	Larry Lawson, c.....	2
	Aster Sizemore, 3b.....	2
1964	John Whitesell, p.....	3
1965	Bob Kramer, 2b.....	2
1966	Johnny Oates, c.....	4
1967	Dick Shroy, of.....	1
	Jim Dean, 1b.....	1
1968	Jim Dean, 1b.....	2
	Dean Hahn, p-of.....	2
1969	Ron Shockley, p.....	2
1970	Mike Dixon, of.....	1
	Jimmy Jefferson, of.....	1
	Phil Eggborn, rf.....	1
1971	seven players with 1 each	
1972	Daryl McMurtry, inf-c.....	2
1973	Gene Fornash, ss.....	2
	Mike Arrington, p.....	2
1974	David Halstead, of.....	4
1975	Lewis Dillon, 1b.....	4
1976	Paul Adams, dh.....	4
1977	Dennis Duff, lf.....	4
1978	Andy Aldrich, dh.....	4
1979	Harold Williams, 1b.....	2
	Brian Rupe, cf.....	2
1980	Franklin Stubbs, 1b.....	5
1981	Jim Stewart, 3b.....	5
1982	Jimmy Foit, ss.....	3
	Wayne King, dh.....	3
1983	seven players with 1 each	
1984	Tim Buheller, cf.....	2
1985	George Canale, 1b.....	4
1986	Tim Buheller, cf.....	5
1987	Brian Henderson, ss.....	2
1988	Len Wentz, 2b.....	3
1989	Len Wentz, 2b.....	4




Addison Bowman is Tech's career leader in hits.

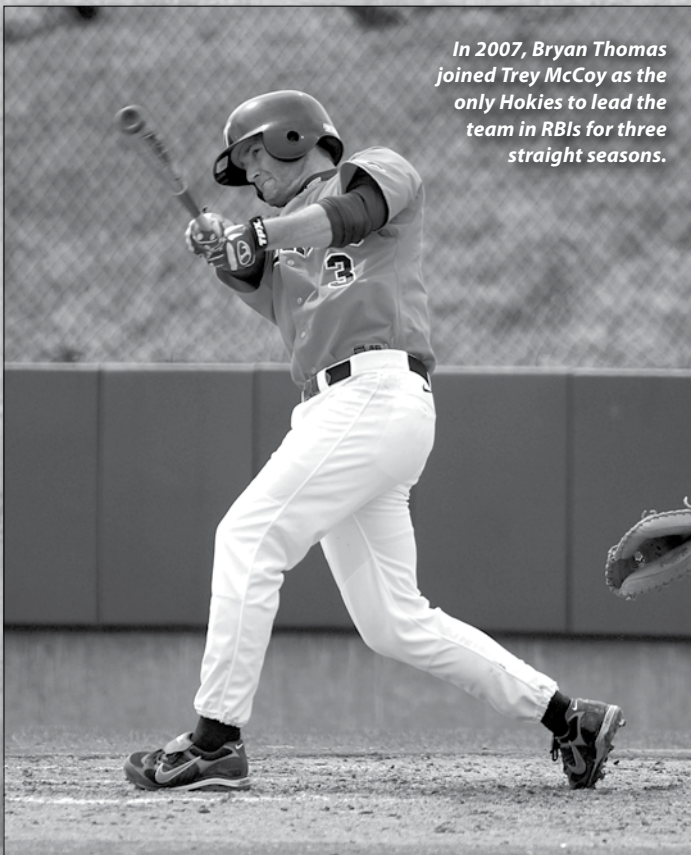


Bo Durkac led the Hokies in many offensive categories during the 1994 and 1995 seasons.

Franklin Stubbs stole 34 bases and slugged 29 homers in 1981.



In 2007, Bryan Thomas joined Trey McCoy as the only Hokies to lead the team in RBIs for three straight seasons.



1990	Mike Conte, cf.....	4
1990	Shaun Thomas, cf.....	7
1991	David Dallas, ss.....	5
1992	Jay Honse, 1b.....	4
1993	Dee Dalton, ss.....	3
1994	Bo Durkac, 3b.....	5
1995	Kevin Barker, cf.....	6
1996	Kevin Barker, cf.....	*9
1997	Randy Martin, 2b.....	5
1998	Chad Foutz, 3b-ss.....	2
1999	Larry Bowles, 1b-p.....	3
	Barry Gauch, c.....	3
	Chris Hutchison, of.....	3
2000	Brad Bauder, of.....	3
	Spencer Harris, ss.....	3
	Chris Hutchison, rf.....	3
2001	John West, 1b.....	4
2002	Wyatt Toregas, c-rf.....	4
2003	Chris Stanton, 3b.....	6
2004	Sheldon Adams, of.....	3
2005	Bryan Thomas, 3b.....	4
2006	Nate Parks, cf.....	3
	Luke Padgett, dh.....	3
2007	Matt Hacker, 2b.....	4
2008	Austin Wates, 2b.....	6
2009	Steve Bumby, cf.....	3
	Austin Wates, 1b-of.....	3
2010	Austin Wates, 1b-of.....	5

HOME RUNS

Year	Name, Pos.	Home Runs
1954	Howie Wright, c.....	5
1955	Leo Burke, cf.....	2
	Welford Lucy, 1b.....	2
	Dave Kuhn, p.....	2
1956	Leo Burke, cf.....	3
1957	Bobby Wolfenden, p.....	2
	John Sapon, c.....	2
1958	Bob McCoy, 1b.....	2
	John Brannon, p.....	2
1959	Dickie Snead, of.....	3
	Jimmy Graves, of-p.....	3
1960	Travis Poole, of.....	4
1961	Don Coleman, p-rf.....	3
1962	Lee Melear, p.....	1
	Don Coleman, p-rf.....	1
	Sam Jenkins, p.....	1
1963	Larry Lawson, c.....	5
1964	Henry Webb, 1b.....	2
	Eddie Broce, 2b.....	2
1965	Henry Webb, 1b.....	2
	Wade Walsh, c.....	2
	Hank Gordon, c-of.....	2
1966	Johnny Oates, c.....	3
1967	Johnny Oates, c.....	4
1968	Dean Hahn, p.....	5
1969	Wayne Javins, 3b.....	3
	George Shorter, c.....	3
1970	Ken Weatherman, 3b.....	3
1971	John Van Arnhem, c.....	7
	Wayne Javins, 3b-ss.....	7
1972	John Van Arnhem, c.....	3
1973	five players with 2 each	
1974	David Halstead, of.....	6
1975	Paul Adams, dh.....	9
1976	Paul Adams, dh.....	10
1977	Wayne Shelton, c.....	10
1978	Dennis Duff, lf.....	15
1979	Harold Williams, 1b.....	7
	Dave Richardson, rf.....	7
1980	Franklin Stubbs, 1b.....	13
1981	Franklin Stubbs, 1b.....	*29
1982	Jim Stewart, 3b.....	18
	Brian Rupe, cf.....	18
1983	Budgie Clark, 2b.....	11
1984	Billy Plante, 3b.....	23
1985	Billy Plante, 3b.....	27
1986	George Canale, 1b.....	*29
1987	Trey McCoy, lf.....	21
1988	Trey McCoy, lf.....	24

1989	Mike Conte, cf.....	14
1990	Rod Emmons, rf.....	8
	Len Wentz, 3b.....	8
	Les Jennette, 1b.....	8
1991	J.R. Hawkins, dh.....	5
1992	Les Jennette, 1b.....	12
1993	Dee Dalton, ss.....	14
1994	David Fitt, 1b.....	11
1995	Bo Durkac, 3b.....	13
1996	Kevin Barker, cf.....	20
1997	Barry Gauch, c.....	14
1998	Matt Griswold, rf.....	9
	Barry Gauch, c.....	9
1999	Larry Bowles, 1b-p.....	14
2000	Addison Bowman, lf-3b.....	10
2001	Addison Bowman, 3b.....	7
	John West, 1b.....	7
2002	Brad Bauder, cf.....	14
2003	Brad Bauder, cf.....	11
2004	Sean O'Brien, 1b.....	6
2005	Billy Marn, dh-of.....	6
2006	Jose Cueto, rf.....	6
2007	Jose Cueto, rf.....	4
	Luke Padgett, dh.....	4
2008	Sean O'Brien, 1b.....	8
	Michael Seaborn, 3b.....	8
2009	Steve Bumby, cf.....	10
2010	Steve Domecus, c-lf.....	13
	Buddy Sosnoskie, lf-dh.....	13

RUNS BATTED IN

Year	Name, Pos.	RBIs
1954	Howie Wright, c.....	17
1955	Leo Burke, cf.....	21
1956	Leo Burke, cf.....	19
1957	Ray Struder, 3b.....	11
1958	Bob McCoy, 1b.....	19
1959	Dickie Snead, of.....	25
1960	Lee Reynolds, inf.....	22
1961	Lee Melear, p-1b.....	14
	Malcolm Cook, inf-p.....	14
1962	Don Coleman, p-of.....	10
1963	Dave Blake, rf.....	14
	Larry Lawson, c.....	14
1964	DeMoss Price, 3b.....	10
	Sonny Rice, of.....	10
1965	M.H. Herndon, of.....	13
1966	Johnny Oates, c.....	18
1967	Johnny Oates, c.....	16
	Dick Shroy, of.....	16
1968	Jim Dean, 1b.....	25
1969	Dean Hahn, p-of.....	27
	Bob Elwell, cf.....	27
1970	Wayne Javins, ss.....	15
1971	John Van Arnhem, c.....	34
1972	Gene Fornash, ss.....	14
1973	Gene Fornash, ss.....	14
1974	David Halstead, of.....	27
1975	Gene Fornash, 2b.....	29
1976	Paul Adams, dh.....	55
1977	Wayne Shelton, c.....	42
1978	Dennis Duff, lf.....	44
1979	Harold Williams, 1b.....	31
1980	Franklin Stubbs, 1b.....	49
1981	Franklin Stubbs, 1b.....	83
1982	Jim Stewart, 3b.....	68
1983	Budgie Clark, 2b.....	59
1984	George Canale, 1b.....	77
1985	Billy Plante, 3b.....	*88
1986	Trey McCoy, 3b.....	79
1987	Trey McCoy, lf.....	66
1988	Trey McCoy, lf.....	69
1989	Mike Conte, cf.....	60
1990	Les Jennette, 1b.....	55
1991	J.R. Hawkins, dh.....	36
1992	Les Jennette, 1b.....	73
1993	J.R. Hawkins, rf.....	46
1994	Bo Durkac, 3b.....	63
1995	Kevin Barker, cf.....	44
1996	Kevin Barker, cf.....	62

1997	Barry Gauch, c.....	70
1998	Matt Griswold, rf.....	65
1999	Barry Gauch, c.....	61
2000	Addison Bowman, lf-3b.....	49
2001	Addison Bowman, 3b.....	48
2002	Brad Bauder, cf.....	60
2003	Wyatt Torgas, c.....	60
2004	Sean O'Brien, 1b.....	45
2005	Bryan Thomas, 3b.....	31
2006	Bryan Thomas, 3b.....	48
2007	Bryan Thomas, 3b.....	47
2008	Sean O'Brien, 1b.....	40
2009	Anthony Sosnoskie, c.....	51
2010	Ronnie Shaban, 1b-3b.....	67

STOLEN BASES


Year	Name, Pos.	SBs
1954	Howie Wright, c.....	20
1955	Howie Wright, c.....	15
1956	Jimmy Steele, 2b.....	5
1957	Jimmy Steele, 2b.....	8
1958	Jimmy Steele, 3b.....	8
	Dave Kuhn, p.....	8
1959	Jimmy Steele, 2b.....	10
1960	Lee Reynolds, inf.....	6
1961	Eddie Hite, 2b.....	12
1962	Eddie Hite, 2b.....	8
1963	Dave Blake, rf.....	10
1964	Bob Dickerson, 3b.....	6
1965	Bob Dickerson, 3b.....	6
1966	Bob Kramer, 2b.....	5
1967	Dean Hahn, p-of.....	4
	Jerry Vinson, ss.....	4
	Bobby Settle, inf.....	4
1968	Eddy Oates, 1b-p.....	6
1969	Bobby Settle, 2b.....	9
1970	Johnny Foster, p-1b.....	4
1971	Vince Carbaugh, 2b.....	6
1972	Mike Dixon, of.....	9
1973	Tony Varboncoeur, 3b.....	5
1974	Tom Acree, lf.....	7
1975	Tony Varboncoeur, 3b.....	13
1976	Rick Wade, 3b.....	28
1977	Rick Wade, 3b.....	21
	Dan Griel, 2b.....	21
1978	Scott Atkins, ss.....	14
1979	Brian Rupe, cf.....	22
1980	Jay Phillips, 3b.....	24
	Jim Stewart, rf.....	24
1981	Franklin Stubbs, 1b.....	34
1982	Brian Rupe, cf.....	30
1983	Tim Buheller, of.....	33
1984	Tim Buheller, cf.....	35
1985	Tim Buheller, cf.....	*40
1986	Tim Buheller, cf.....	32
1987	Brian Henderson, ss.....	9
1988	Randy Berlin, dh.....	16
1989	Mike Conte, cf.....	20
1990	David Dallas, 2b-ss.....	29
1991	David Dallas, ss.....	27
1992	David Dallas, 2b.....	23
1993	Popeye Smith, cf.....	9
1994	Popeye Smith, cf.....	14
1995	Mike Terhune, 2b.....	10
1996	David Fitt, 1b.....	17
1997	Randy Martin, 2b.....	18
1998	Randy Martin, 2b.....	16
1999	Randy Martin, 2b.....	31
2000	Gray Hodges, cf.....	13
2001	Spencer Harris, ss.....	10
2002	John West, 3b.....	12
	Marc Tugwell, 2b.....	12
	Chris Stanton, lf.....	12
2003	Chris Stanton, 3b.....	23
2004	Chris Stanton, 3b.....	34
2005	Nate Parks, cf.....	18
2006	Nate Parks, cf.....	30
2007	Nate Parks, cf.....	39
2008	Austin Wates, 2b.....	15
2009	Austin Wates, 1b-of.....	16
2010	Austin Wates, 1b-of.....	18

PITCHING VICTORIES

Year	Name (L-R)	Wins
1954	Jim Beard (R).....	7
1955	Grover Jones (L).....	4
1956	three pitchers with 2 each	
1957	Dave Kuhn (R).....	4
1958	four pitchers with 2 each	
1959	John Brannon (R).....	5
1960	Jimmy Graves (R).....	6
1961	Lee Melear (L).....	5
1962	Lee Melear (L).....	5
1963	Lee Melear (L).....	5
	Sam Jenkins (L).....	5
1964	John Whitesell (R).....	6
1965	Rick Alander (R).....	5
1966	John Whitesell (R).....	5
1967	Dean Hahn (R).....	6
1968	Wayne Groseclose (R).....	6
1969	Eddy Oates (R).....	7
1970	Berky Cundiff (R).....	6
1971	Berky Cundiff (R).....	4
1972	Berky Cundiff (R).....	5
1973	Jerry Watkins (R).....	5
1974	Mike Arrington (R).....	4
1975	Mike Arrington (R).....	8
1976	Jimmy Puglisi (R).....	7
1977	Duke Dickerson (R).....	10
1978	Mike Rhodes (L).....	6
1979	Dave Grier (R).....	9
1980	Mike Rhodes (L).....	8
1981	Paul Levy (L).....	11
1982	Ray Perkins (R).....	11
1983	Rick Knapp (R).....	10
1984	three pitchers with 8 each	
1985	Bean Stringfellow (L).....	10
1986	David Potts (R).....	9
1987	Brad DuVall (R).....	9
1988	Brad DuVall (R).....	11
1989	Mike Williams (R).....	11
1990	Mike Williams (R).....	11
1991	Scott Robertson (R).....	6
1992	Brad Clontz (R).....	*12
1993	Jamie Patteson (R).....	8
1994	Brian Fitzgerald (L).....	9
1995	Brian Fitzgerald (L).....	7
1996	three pitchers with 7 each	
1997	Denny Wagner (R).....	10
1998	Jon Hand (R).....	8
1999	Jason Bush (R).....	11
2000	Jason Bush (R).....	9
	Joe Saunders (L).....	9
2001	Joe Saunders (L).....	9
2002	Joe Saunders (L).....	9
2003	Ryan Kennedy (L).....	6
2004	Josh Biber (R).....	5
	Ryan Kennedy (L).....	5
2005	Ryan Kennedy (L).....	5
	Jake Chaney (R).....	5
2006	Adam Redd (R).....	5
2007	Rhett Ballard (R).....	6
2008	Josh Wymer (R).....	5
2009	Rhett Ballard (R).....	7
	Justin Wright (L).....	7
2010	Justin Wright (L).....	8

INNINGS PITCHED

Year	Name (L-R)	Innings
1954	Jim Beard (R).....	83.2
1955	Not available	
1956	Not available	
1957	Dave Kuhn (R).....	43.1
1958	John Brannon (R).....	51.0
1959	John Brannon (R).....	59.1
1960	Jimmy Graves (R).....	77.1
1961	Lee Melear (L).....	74.2
1962	Lee Melear (L).....	63.1
1963	Lee Melear (L).....	68.2
1964	John Whitesell (R).....	64.1
1965	Rick Alander (R).....	57.2
1966	John Whitesell (R).....	57.0




Jason Bush finished his Tech career with a record 31 pitching victories.

1967	Dean Hahn (R).....	52.2	1959	John Brannon (R).....	63
1968	Steve Pittman (R).....	57.1	1960	Jimmy Graves (R).....	53
1969	Steve Pittman (R).....	68.0	1961	Lee Melear (L).....	65
1970	Berky Cundiff (R).....	61.0	1962	Lee Melear (L).....	56
1971	Doug Horton (R).....	50.0	1963	Lee Melear (L).....	58
1972	Berky Cundiff (R).....	59.0	1964	John Whitesell (R).....	61
1973	Berky Cundiff (R).....	64.1	1965	Rick Alander (R).....	47
1974	Mike Arrington (R).....	67.1	1966	John Whitesell (R).....	49
1975	Mike Arrington (R).....	98.1	1967	Dean Hahn (R).....	66
1976	Jimmy Puglisi (R).....	69.2	1968	Wayne Groseclose (R).....	47
1977	Duke Dickerson (R).....	101.0	1969	Eddy Oates (R).....	45
1978	Duke Dickerson (R).....	68.0	1970	Berky Cundiff (R).....	58
1979	Dave Grier (R).....	94.0	1971	Berky Cundiff (R).....	37
1980	Mike Rhodes (L).....	86.0	1972	Mike Arrington (R).....	54
1981	Paul Levy (L).....	98.0	1973	Berky Cundiff (R).....	43
1982	Ray Perkins (R).....	109.2	1974	Mike Arrington (R).....	55
1983	John Patton (R).....	86.0	1975	Mike Arrington (R).....	93
1984	Bean Stringfellow (L).....	84.0	1976	Jimmy Puglisi (R).....	49
1985	Bean Stringfellow (L).....	114.1	1977	Jimmy Puglisi (R).....	72
1986	David Potts (R).....	102.2	1978	Jimmy Puglisi (R).....	43
1987	Brad DuVall (R).....	88.2	1979	Dave Grier (R).....	62
1988	Brad DuVall (R).....	99.0	1980	Mike Rhodes (L).....	77
1989	Mike Williams (R).....	118.0	1981	Paul Levy (L).....	71
1990	Mike Williams (R).....	122.0	1982	John Patton (R).....	82
1991	Brad Clontz (R).....	85.1	1983	John Patton (R).....	63
1992	Brad Clontz (R).....	*130.0	1984	Bean Stringfellow (L).....	80
1993	Ron Preston (R).....	90.0	1985	Bean Stringfellow (L).....	*119
1994	Brian Fitzgerald (L).....	115.2	1986	David Potts (R).....	92
1995	Brian Fitzgerald (L).....	117.1	1987	Brad DuVall (R).....	90
1996	Brian Fitzgerald (L).....	96.2	1988	Brad DuVall (R).....	94
1997	Denny Wagner (R).....	112.1		Greg Ferguson (L).....	94
1998	Jon Hand (R).....	105.2	1989	Mike Williams (R).....	99
1999	Pat Pinkman (L).....	118.2	1990	Mike Williams (R).....	97
2000	Jason Bush (R).....	109.0	1991	Brad Clontz (R).....	84
2001	Joe Saunders (L).....	116.1	1992	Brad Clontz (R).....	115
2002	Jason Bush (R).....	101.1	1993	Ron Preston (R).....	57
2003	Jeff Landing (R).....	70.0	1994	Ron Preston (R).....	69
2004	Ryan Kennedy (L).....	84.2	1995	Brian Fitzgerald (L).....	84
2005	Ryan Kennedy (L).....	100.0	1996	Brian Fitzgerald (L).....	86
2006	David Cross (R).....	79.1	1997	Denny Wagner (R).....	110
2007	Greg Fryman (R).....	81.2	1998	Pat Pinkman (L).....	82
2008	Rhett Ballard (R).....	75.1	1999	Larry Bowles (L).....	106
2009	Rhett Ballard (R).....	80.0	2000	Jason Bush (R).....	70
2010	Justin Wright (L).....	98.0	2001	Joe Saunders (L).....	87
			2002	Joe Saunders (L).....	102
			2003	Jeff Landing (R).....	52
			2004	Ryan Kennedy (L).....	61
			2005	Ryan Kennedy (L).....	74
			2006	Nicky Bowers (R).....	53
			2007	Rhett Ballard (R).....	74
			2008	Rhett Ballard (R).....	74
			2009	Rhett Ballard (R).....	77
			2010	Justin Wright (L).....	100

STRIKEOUTS

Year	Name (L-R)	SOs
1954	Jim Beard (R).....	68
1955	Not available	
1956	Not available	
1957	Dave Kuhn (R).....	31
1958	John Brannon (R).....	47

In 2003, Matt Dalton became the first pure relief pitcher ever to earn first-team All-BIG EAST honors.



BEST CONTROL

SEASON (Minimum 45 Innings Pitched)

Player	Year	BB	IP	BB per 9 innings
Ian Ostlund	2001	15	101.1	1.33
Ben Rowan	2010	10	54	1.67
Berky Cundiff	1972	11	59	1.68
Berky Cundiff	1973	12	64.1	1.68
Jon Hand	1996	17	90.1	1.69
Brian Fitzgerald	1993	11	57.2	1.72
Jason Bush	2000	21	109	1.73
Brian Fitzgerald	1995	23	117.1	1.76
Jon Hand	1998	21	105.2	1.79
Duke Dickerson	1976	11	54.2	1.81
Duke Dickerson	1978	14	68	1.85
Bryce Gammon	1994	10	48	1.88
Berky Cundiff	1970	13	61	1.92
Bob Fisher	1978	10	46.1	1.94
Jason Bush	2002	22	101.1	1.95
Sean Hummel	1996	18	82.2	1.96
Lee Melear	1963	15	68.2	1.97

CAREER (Minimum 135 Innings Pitched)

Player	Years	BB	IP	Ratio
Brian Fitzgerald	1993-96	84	387.1	1.95
Berky Cundiff	1970-73	51	230.2	1.99
Jon Hand	1995-98	89	376.2	2.13
Jason Bush	1999-02	96	377.1	2.29
Steve Pittman	1967-69	42	155.2	2.43
Lee Melear	1961-63	60	206.2	2.61

EARNED RUN AVERAGE

(Starters and top relievers only)

Year	Name (L-R)	ERA
1954	John Dean (R)	2.35
1955	Not available	
1956	Not available	
1957	Dave Kuhn (R)	1.45
1958	Sam Jackson (R)	3.90
1959	Bill May (R)	2.96
1960	Jimmy Graves (R)	1.51
1961	Lee Melear (L)	2.41
1962	Sam Jenkins (L)	*0.49
1963	Lee Melear (L)	1.97
1964	Skip Vance (R)	2.56
1965	Dickie Kelly (L)	2.72
1966	John Whitesell (R)	3.47
1967	Dean Hahn (R)	2.22
1968	Wayne Groseclose (R)	1.42
1969	Eddy Oates (R)	1.16
1970	Doug Horton (R)	1.21
1971	Jack Tatem (R)	1.30
1972	Berky Cundiff (R)	1.98
1973	Berky Cundiff (R)	1.82
1974	Mike Arrington (R)	2.00
1975	Jimmy Puglisi (R)	2.15
1976	Orvin Kiser (L)	0.73
1977	Dean Powell (L)	1.35
1978	Timmy Puglisi (R)	2.87
1979	Jimmy Chellis (R)	3.08
1980	Mike Rhodes (L)	2.51
1981	Jeff Heidig (L)	2.73
1982	Jim Stewart (R)	2.31
1983	Bean Stringfellow (L)	2.52
1984	Rodney Brooks (R)	2.84
1985	Bean Stringfellow (L)	3.31
1986	David Potts (R)	4.12
1987	Greg Ferguson (L)	2.21
1988	Wally Galla (R)	3.61
1989	Mike Williams (R)	3.28
1990	Scott Sorkin (R)	2.28
1991	Brad Clontz (R)	3.69
1992	Brad Clontz (R)	3.32
1993	Mark Thompson (R)	1.37
1994	Charlie Gillian (R)	1.53
1995	Charlie Gillian (R)	1.45
1996	Charlie Gillian (R)	1.98
1997	Rob Simms (R)	3.12
1998	Pat Pinkman (L)	3.97
1999	Pat Pinkman (L)	3.72
2000	Joe Saunders (L)	3.92
2001	Joe Saunders (L)	3.48
2002	Joe Saunders (L)	2.86
2003	Matt Dalton (R)	0.76
2004	Nicky Bowers (R)	2.61
2005	Ryan Kennedy (L)	4.05
2006	Adam Redd (R)	3.40

2007	Adam Redd (R)	4.41
2008	Rob Waskiewicz (R)	3.56
2009	Sean McDermott (L)	3.31
2010	Ben Rowen (R)	2.67

SAVES

Year	Name	Saves
1969	Eddy Oates	4
1970-73		Not available
1974	Tom Bailey	1
	Bruce Brushwood	1
	Dave Tinsley	1
1975		Not available
1976	Orvin Kiser	13
1977	Howard Berkey	3
	John Power	3
1978	Duke Dickerson	1
	Ray Kenney	1
	Paul Levy	1
1979	Jimmy Chellis	3
1980	Jimmy Chellis	7
1981	Wayne King	5
1982	Jim Stewart	4
1983	Bean Stringfellow	2
1984	Joe Salisbury	5
1985	Joe Salisbury	13
1986	Jon Hartness	3
1987	Jon Hartness	3
1988	Wally Galla	4
1989	Tim Fenn	5
1990	Brad Clontz	5
1991	Jamie Patteson	7
1992	Jonathan Frohm	3
1993	Sean Hummel	4
1994	Charlie Gillian	12
1995	Charlie Gillian	8
1996	Charlie Gillian	*14
1997	Blake Clancy	2
1998	Jason Beale	2
	Pat Pinkman	2
1999	Anthony Miller	4
2000	Anthony Miller	8
2001	Anthony Miller	4
	Chip Runyon	4
2002	Matt Dalton	9
2003	Matt Dalton	*14
2004	Ricky Bowers	7
2005	Randy Buffington	3
2006	Adam Redd	2
2007	Scott Stoehr	2
2008	Rhett Ballard	3
	Kyle Cichy	3
2009	Ben Rowen	4
2010	Ben Rowen	6

*Tech record

TOUGHEST STRIKEOUTS

SEASON (Minimum 70 At Bats)

Player, Pos.	Year	SO	AB	Ratio SO to AB
Mike Preisser, 2b	1979	0	130	0-130
Wayne King, 1b	1983	3	169	1-56.3
John Van Arnhem, c	1971	2	95	1-47.5
Sandy Hill, cf	1975	2	88	1-44.0
Josh Herman, dh-c	1993	2	80	1-40.0
Eddy Oates, 2b	1970	3	84	1-28.0
Jay Phillips, 2b	1982	8	217	1-27.1
Mike Preisser, 3b-of	1978	4	98	1-24.5
M.H. Herndon, 3b-of	1965	3	73	1-24.3
Dave Blake, rf	1963	4	84	1-21.0
Brian Rupe, lf	1980	9	183	1-20.3


CAREER

Year	SO	AB	Ratio SO to AB	
4-Year Career:				
Mike Preisser, 2b	1977-80	25	497	1-19.9
3-Year Career:				
Wayne King, 1b-dh	1981-83	18	339	1-18.8
2-Year Career:				
John Van Arnhem, c	1971-72	8	172	1-21.5


THE RECORD BOOK >>

LEADING HITTERS SINCE 1954

Yr.	Cl.	Name	BAvg.	1969	Sr.	Name	.367
1971	Jr.	John Van Arnhem	.516	1981	Sr.	Andy Aldrich	.367
1993	So.	Bo Durkac	.423	1954	Jr.	Howie Wright	.366
1981	Jr.	Brian Rupe	.420	1974	Jr.	David Halstead	.366
1992	Jr.	Mike Reedy	.418	1986	Sr.	Doug Basse	.366
1981	So.	Franklin Stubbs	.417	1956	So.	Cecil Maynor	.365
1958	Sr.	Dave Kuhn	.414	1984	Jr.	Shaun Sullivan	.365
1963	Jr.	Tom Green	.410	1989	Jr.	Casey Waller	.365
1966	So.	Johnny Oates	.410	1989	Jr.	Len Wentz	.365
1997	So.	Matt Griswold	.408	1990	Sr.	Len Wentz	.365
1987	So.	Trey McCoy	.406	1998	Jr.	Eric Shiflett	.365
2009	Jr.	Steve Domecus	.406	2010	Sr.	Steve Domecus	.365
1982	Sr.	Jim Stewart	.404	1955	Jr.	Macey White	.364
2003	Sr.	Marc Tugwell	.398	1976	Jr.	Sandy Hill	.364
2009	So.	Austin Wates	.397	1982	Jr.	Wayne King	.364
1984	Jr.	Billy Plante	.392	1981	Jr.	Joe Mitchell	.363
2003	So.	Chris Stanton	.392	1985	Jr.	Tim Buheller	.362
1999	So.	Larry Bowles	.390	1996	Jr.	Kevin Barker	.361
1992	Sr.	Les Jennette	.389	1998	Jr.	Matt Griswold	.361
1959	Jr.	Dickie Snead	.386	1981	Jr.	Jimmy Foit	.360
2005	So.	Bryan Thomas	.384	1983	So.	Budgie Clark	.360
2010	Jr.	Austin Wates	.382	1992	Sr.	Steve Render	.360
1963	Sr.	Dave Blake	.381	1959	Sr.	John Brannon	.359
1988	Jr.	Trey McCoy	.381	1984	Sr.	John Bowler	.359
1988	Jr.	Randy Berlin	.381	1972	Fr.	Gene Fornash	.358
1968	Sr.	Jim Dean	.378	1980	So.	Jay Phillips	.358
1989	Sr.	Craig Blum	.378	1992	Sr.	David Dallas	.358
2002	Sr.	John West	.378	2009	Sr.	Klint Reed	.358
1973	So.	Gene Fornash	.376	1968	Jr.	Dean Hahn	.357
1983	So.	Shaun Sullivan	.375	1970	Jr.	Wayne Javins	.357
1986	Jr.	George Canale	.373	2001	Jr.	John West	.357
1985	Sr.	Shaun Sullivan	.372	1959	Jr.	Travis Poole	.356
2004	Fr.	Sean O'Brien	.372	1959	Jr.	Jimmy Graves	.356
1999	Sr.	Barry Gauch	.374	1975	Sr.	Gene Fornash	.356
1985	Sr.	Chuck Boyle	.372	1997	Sr.	Matt Reynolds	.356
1991	Jr.	David Dallas	.371	1966	Sr.	M.H. Herndon	.355
1981	Jr.	Jim Stewart	.369	1988	Jr.	Mike Conte	.352
1997	So.	Eric Shiflett	.369	1999	So.	Addison Bowman	.352
1961	So.	Lee Melear	.368	1983	Fr.	Tim Buheller	.351
1997	So.	Chad Foutz	.368	1968	Jr.	Dean Hahn	.350
2000	Fr.	Jed English	.368	1984	Jr.	Budgie Clark	.350




John Van Arnhem



Chuck Hartman



G.F. "Red" Laird




Bob Humphreys

COACHES' RECORDS

Years	Coach	Seasons	Won	Lost	Tied	Pct.
1895	J. McJames	1	3	2	0	.600
1896	R.S. Wilkins	1	3	8	0	.273
1897	Lipep	1	9	6	0	.600
1900-01	Dr. A.B. Morrison	2	11	8	0	.579
1903	Orth	1	8	4	0	.667
1904	R.R. Brown	1	6	5	0	.546
1905	Dr. Knox	1	6	5	0	.546
1906-07	S.S. (Happy) Eckerstone	2	10	11	0	.476
1908	C.P. Miles	1	3	4	1	.438
1909	R.M. Brown	1	11	6	0	.647
1910-11	Branch Bocock	2	23	14	1	.618
1912	L.W. Reiss	1	9	9	0	.500
1913	C.P. Miles	1	3	3	0	.500
1914	Branch Bocock	1	15	4	1	.775
1915	R.B. Prince	1	21	0	0	1.000
1916-17	W.G. Breintenstein	2	18	5	0	.783
1918-20	Charles A. Bernier	3	36	23	0	.610
1921-23	W.L. (Monk) Younger	3	31	27	3	.533
1924-32	George S. Kircher	9	77	56	7	.575
1933-39	H.M. (Mac) McEver	7	41	72	1	.364
1940-43	G.F. (Red) Laird	4	27	28	1	.491
1944	H.M. (Mac) McEver	1	9	4	0	.692
1945-47	G.S. (Gummy) Proctor	3	29	21	0	.580
1948-73	G.F. (Red) Laird	26	316	247	3	.561
1974-78	Bob Humphreys	5	135	60	0	.692
1979-06	Chuck Hartman	28	961	591	8	.619
2007-	Pete Hughes	4	118	106	0	.527
Overall		117	1948	1335	26	.593

MOST WINS


Coach	Seasons	Won	Lost	Tied	Pct.
Chuck Hartman	28	961	591	8	.619
G.F. (Red) Laird	30	343	275	4	.555
Bob Humphreys	5	135	60	0	.692
Pete Hughes	4	118	106	0	.527
George S. Kircher	9	77	56	7	.575



Bo Durkac



Mike Reedy



Brian Rupe

HOKIE HIGHLIGHTS >>



FIRST BASEBALL NUMBER RETIRED

The familiar No.1 will no longer be seen on a baseball jersey at Virginia Tech. Hall of Fame coach Chuck Hartman's jersey and number were retired during a special ceremony on Sept. 22, 2006. Hartman retired from coaching in June of 2006, following 28 seasons at Virginia Tech and 47 seasons on the collegiate level. His number is the first baseball number to be retired at Tech.

Hartman earned the highest recognition a collegiate coach can receive when he was inducted into the American Baseball Coaches Association Hall of Fame during the ABCA 2004 annual convention in San Antonio, Texas. The honor came just a little over a year after his induction into the Virginia Tech Sports Hall of Fame in November 2002 and was magnified by the fact that he was already a member of the National Association of Intercollegiate Athletics Hall of Fame.

Hartman finished his coaching career with a 1,444-816-8 record and the wins were fifth all-time among Division I baseball coaches at the time of his retirement. His final record at Tech was 961-591-8; he became Tech's winningest baseball coach in 1987 and guided Tech to more victories than any other coach during the university's athletic history.

YANKEES GIVE HOKIES A DAY TO REMEMBER

March 18, 2008, was a special day not only for Hokie baseball, but for Virginia Tech as a whole. That was the day that professional sports' most recognizable franchise, the New York Yankees, visited Blacksburg to help the community's ongoing healing process from the campus tragedy of April 16, 2007.

Over 100 members of the media were in town to chronicle one of the most unique events in Tech or Yankee history, an exhibition game for which 5,311 fans crammed into English Field for a day of remembrance of what was, and for a celebration of what is yet to come.

After an emotional visit to the campus memorial, the Yankees decided to honor Tech's fallen and connect with Tech's future by doing what they do best – playing the game of baseball. What happened at English Field that day was not just an 11-0 victory by the Yankees, but a special moment shared between grown men who've realized their dreams, young men who still have a chance to reach theirs, and thousands of fans who got to witness it while imagining theirs.



FIRST BASEBALL JERSEY RETIRED

Virginia Tech retired the jersey of former Tech baseball great Johnny Oates on May 4, 2002, during a special ceremony prior to a double-header against Connecticut at English Field.

Oates was presented with a framed jersey in recognition of the honor and a special display with his name and number has been placed on the outfield wall. Oates' jersey is the first baseball jersey to be retired by Virginia Tech. His number 15 remains available to future Tech players.

Oates came to Blacksburg in 1965 and was an outstanding catcher for the Virginia Tech baseball team. He hit .410 in 1966 and .342 in 1967 before signing with the Baltimore Orioles after his junior season. Oates spent 11 seasons in the major leagues as a player, seeing action in two World Series with the Los Angeles Dodgers and one with the New York Yankees. After retiring as a player in 1981, Oates tried his hand at coaching and went on to become the major league manager of the Baltimore Orioles and the Texas Rangers.

Oates was inducted into the Virginia Tech Sports Hall of Fame in 1983. He died Dec. 24, 2004.

RIPKEN BEGINS TRADITION WITH BASEBALL NIGHT IN BLACKSBURG

Baseball icon Cal Ripken, Jr., was the keynote speaker at the baseball team's fundraising banquet, the inaugural Baseball Night in Blacksburg, in February of 2008. The former Baltimore Orioles' legend kicked off an event that included dinner, drinks and silent and live auctions and served as a way to celebrate Virginia Tech baseball with members of the local community.

Hall of Famer Jim Palmer continued the tradition at the event's second go-around in 2009, while former Hokie and two-time Major League all-star Mike Williams did the honors in 2010. Five-time all-star and Tannersville, Va., native Billy Wagner was the featured speaker in 2011.





HOKIE STONE

Hokie Stone is used to construct most of the buildings on the beautiful Tech campus. This natural rock is 475-million-year-old dolomite limestone, mined from a quarry located less than a mile from Cassell Coliseum.

In constructing the buildings at Tech, a stone mason shapes individual stones, arranges them and cements them together with mortar to create walls of great strength and durability.

WHAT IS A HOKIE?

That's the most often-asked question in Virginia Tech athletics. The answer leads all the way back to 1896 when Virginia Agricultural and Mechanical College changed its name to Virginia Polytechnic Institute. With the change came the necessity for writing a new cheer and a contest for such a purpose was held by the student body. Senior O.M. Stull won first prize for his "Hokie" yell which still is used today. Later, when asked if "Hokie" had any special meaning, Stull explained the word was solely the product of his imagination and was used only as an attention-getter for his yell. It soon became a nickname for all Tech teams and for those people loyal to Tech athletics. The official University school colors, Chicago maroon and burnt orange, also were introduced in 1896. The colors were chosen by a committee because they made a "unique combination" not worn elsewhere at the time.



WE ARE VIRGINIA TECH >>

A PROUD UNIVERSITY INVENTING THE FUTURE

Beginning in 1872 with 132 students and two programs of study, Virginia Polytechnic Institute and State University, popularly known as Virginia Tech, has evolved into a comprehensive university of national and international prominence. With nearly 28,450 students in Blacksburg and about 2,500 other students statewide, the university provides a challenging academic environment that is a fount of world-class scholarship. University tradition is firmly rooted in its motto, *Ut Prosim* (That I May Serve), and its historic land-grant mission is brought to life through learning, discovery and engagement.

LEARNING

Virginia Tech's challenging academic standards attract high-achieving students. More degree programs – approximately 210 graduate and undergraduate – are available through the university's nine colleges (Agriculture & Life Sciences, Architecture & Urban Studies, Engineering, Liberal Arts & Human Sciences, Natural Resources, Pamplin Business, Science, The Virginia Tech Carilion School of Medicine, and Virginia-Maryland Regional College of Veterinary Medicine) and Graduate School than at any other university in the commonwealth. Some 93 percent of all departments offer e-learning courses, which have attracted more than 130,000 enrollments since 1999.

DISCOVERY

The university's groundbreaking research transforms lives and communities. With annual research expenditures exceeding \$396 million,

Virginia Tech ranks in the top 50 research universities in the United States. With more than 100 research centers, the university also consistently ranks among the top institutions in industry-supported research and in the top 15 in the number of patents issued each year. Tech's nationally and internationally recognized faculty and motivated students are involved in more than 3,500 research projects in fields ranging from biotechnology to materials, from the environment and energy to food and human health, and from transportation to computing information.

ENGAGEMENT

As part of Virginia Tech's outreach mission and in adherence to its motto, the university serves and engages the citizens of the commonwealth, the nation and the world. The university is involved in a multitude of economic and community development projects, many of which focus on education and the dissemination of knowledge to the global society in which we live.

Professionals, organizations and communities tap Virginia Tech's vast resources, expertise and research results through hundreds of continuing and professional education programs and five campus centers located throughout the commonwealth. The institution has a long history of providing innovative distance-learning techniques to meet the various needs of working adults and other nontraditional students.

The Inn at Virginia Tech and Skelton Conference Center on campus and The Hotel Roanoke & Conference Center in Roanoke, both owned by Virginia Tech, support the university's outreach

AT A GLANCE

- Located in Blacksburg, Virginia
- Nine colleges and Graduate School
- Approximately 65 bachelor's degree programs
- Approximately 145 master's and doctoral degree programs
- Nearly 30,900 students, most full-time
- 16:1 student-faculty ratio
- Main campus includes more than 125 buildings, 2,600 acres and an airport
- Computing and communications complex for worldwide information access
- Ranks 46th in university research expenditures in the United States
- Adjacent Corporate Research Center
- Medical school located in Roanoke, Virginia

mission by working with faculty to plan and host conferences, continuing education and professional programs.

Virginia Tech manages more than \$64 million in funded economic development projects in 44 countries and encourages faculty members to develop global course content and study abroad opportunities for students. In 2009-10, more than 2,250 students from more than 100 foreign countries studied at Tech, while more than 1,100 Virginia Tech students studied abroad.

Virginia Cooperative Extension, operated jointly by Virginia Tech and Virginia State University, has been helping people improve their economic, cultural and social well being for nearly a century. With 107 city/county offices, tens of thousands of volunteers, and programs across the state, Extension reaches and teaches millions of Virginians annually.

Burruss Hall, located at the center of the Drillfield, houses the university's administration offices as well as undergraduate admissions.





War Memorial Chapel overlooks the Drillfield in the center of campus.



INTERESTING FACTS & FIGURES

- The university's annual budget is about \$1.05 billion.
- Virginia Tech has approximately 212,000 living alumni from every state and about 100 countries.
- All campus facilities, including residence halls, have high-speed connections to voice, data, and video communications.
- Virginia Tech is one of three public universities in the country that offers the combined advantages of a military-style leadership development program – here it is through the Virginia Tech Corps of Cadets – and a traditional academic and social life.
- *U.S. News & World Report* ranks Virginia Tech's overall undergraduate programs 30th among national public universities. Of all universities – public or private – it ranks Tech 71st.
- *Kiplinger Personal Finance* magazine ranks Virginia Tech 16th among public colleges and universities that offer a first-class educational experience at a bargain price.
- The National Science Foundation ranks Virginia Tech sixth in the nation for its agricultural and natural resources research expenditures.
- *The Princeton Review* ranks Virginia Tech eighth among public universities in its "best-value colleges" for 2010.
- The university's undergraduate engineering program is 14th among the nation's engineering schools and seventh among public universities, according to *U.S. News & World Report*. Nine of the college's undergraduate programs rank in the top 25.
- *U.S. News & World Report* ranks the College of Engineering's graduate program 25th nationally, with four individual undergraduate programs in the top 10.
- The Pamplin College of Business undergraduate program was ranked 42nd in the nation and 24th among public schools by *U.S. News & World Report*.
- Virginia Tech consistently ranks among the top 15 schools in the nation in number of patents received.
- *DesignIntelligence* ranks Virginia Tech's undergraduate architecture program as one of America's World-Class Schools of Architecture with highest distinction. In addition, it ranks the graduate architecture program sixth in the nation and the graduate interior design program sixth. The graduate landscape architecture program has been ranked No. 2.
- The university's forestry program is top-ranked in North America, according to a study conducted by Auburn University.



Charles Steger
University President

BLACKSBURG, VA. >>

COLLEGE TOWN, U.S.A. – A GREAT PLACE TO SPEND FOUR YEARS ... OR A LIFETIME!



One of America's best college towns, Blacksburg is a perfect setting for a great university like Virginia Tech. Located in Southwest Virginia on a plateau between the Blue Ridge and Alleghany Mountains, Blacksburg combines the laid-back lifestyle of a small town with the amenities one would expect to find around a major center of higher education. Together, the town and university have worked hard to create a progressive community that ranks among the nation's elite living environments.


Virginia Tech and the Town of Blacksburg gained national and international attention by creating the world's first "electronic village." Businesses and industries have been drawn by the potential of the quaint town.

Established in 1798 by John and William Black, the town is surrounded by

scenic mountain views that accentuate the area. Since its founding, Blacksburg has grown to become the largest town in Virginia. The over 43,000 residents (including students) enjoy a close proximity to a variety of recreation areas such as the Blue Ridge Parkway, Appalachian Trail, Claytor Lake and the New River. The region features a moderate climate and four distinct seasons.

Blacksburg's location (adjacent to major interstate highways) provides convenient access to most points in the southern and eastern parts of the country.

More information on Blacksburg can be found on the web site of the Blacksburg Electronic Village, www.bev.net, or the town's web site, www.blacksburg.va.us.



ATHLETICS ADMINISTRATION >>



JIM WEAVER DIRECTOR OF ATHLETICS

2009 when he accepted the prestigious John L. Toner Award, which is presented annually by the National Football Foundation & College Hall of Fame. The award is given each year to a director of athletics who has demonstrated superior administrative abilities and shown outstanding dedication to college athletics and particularly college football.

A top personal priority for Weaver is the continuing improvement of Tech's facilities. Progress is evident in a number of new facilities which are now in use or currently under construction.

Tech's basketball staffs and teams moved into their new practice facility in August 2009. The \$20 million building boasts two practice gyms, a 3,000-square-foot basketball weight room, coaches' offices, film rooms and locker rooms.

Weaver came to Tech from Western Michigan University, where he was director of athletics from January 1996 until he came to Blacksburg. Prior to that, he was AD for three and a half years at UNLV, where he reconstructed a troubled athletic department.

It was with the Nittany Lions' football team that Weaver first made a name for himself in athletics. He was a center and linebacker on Penn State teams coached by the legendary Rip Engle and Joe Paterno.

A native of Harrisburg, Pa., Weaver was recruited to Penn State by Engle. He played three seasons under Engle and one under Paterno, who is still the coach of the Nittany Lions.

Weaver graduated from Penn State in 1967 with a bachelor's in psychology and rehabilitation education. He received a master's in college counselor education, also from Penn State, in 1968.

Prior to landing the athletic director's job at UNLV, Weaver spent nine years at the University of Florida. He was a strong force at Florida in the field of compliance and concluded his time there as associate athletics director.

Weaver drew rave reviews at UNLV for his fundraising expertise. He generated nearly \$15 million in his time there and built a new athletic complex.

Weaver and his wife Traci have four sons – Josh, Paul, Cole and Craig.

James C. Weaver, whose innovative ideas and work as a reformer have made him one of college athletics' most popular administrators, is the director of athletics at Virginia Tech.

Weaver, 64, was appointed on Sept. 24, 1997, and has been a tireless leader on behalf of Tech athletics. His efforts were recognized in December



Sharon McCloskey
Senior Associate A.D./SWA



Tim East
Associate A.D.,
External Affairs



Tom Gabbard
Associate A.D.,
Internal Affairs



Chris Helms
Associate A.D.,
Olympic Sports



Jon Jaudon
Associate A.D.,
Administration



John Ballein
Associate A.D.,
Football Operations



Mike Gentry
Assistant A.D.,
Athletic Performance



Reyna Gilbert
Assistant A.D.,
Student Life



Mike Goforth
Assistant A.D.,
Athletic Training



Jermaine Holmes
Dir. of Student-Athlete
Academic Support Services



Pam Linkous
Human Resources
Manager



Lu Merritt
Director of Development
for Intercollegiate
Athletics



Tim Parker
Senior Assistant A.D.,
Compliance



Lisa Rudd
Assistant A.D.,
Financial Affairs



Dave Smith
Assistant A.D.,
Athletics Comm.



Sandy Smith
Assistant A.D.,
Ticketing Services



Cara Walters
Game Operations
Manager



Jeremy Wells
Assistant A.D.,
Marketing & Promotions



Russ Whitenack
Director of the
Monogram Club

NUMBERS TO NOTE

Director of Athletics, Jim Weaver (540) 231-6796
Baseball Office (540) 231-3671
Fax Machine..... (540) 231-3613
Athletics Communications Office (540) 231-6726
Marc Mullen (540) 231-1894
(marcm@vt.edu, cell: 540-998-5900)
Dave Smith (540) 231-6726
(vtsid@vt.edu, home: 540-951-8024)
Fax Machine..... (540) 231-6984
Athletic Trainer, Mike Goforth (540) 231-7742
Baseball Press Box (540) 231-8974
ACC Media Relations, Steve Phillips .. (336) 851-6062



Dave Smith
Assistant A.D.
for Athletics
Communications



Marc Mullen
Assistant Director
for Athletics
Communications

2010 RSN TELEVISION SCHEDULE

Saturday, March 26: Georgia Tech at Miami
Saturday, April 9: Boston College at Duke
Saturday, April 16: Florida State at Virginia Tech
Saturday, April 23: NC State at Virginia
Saturday, April 30: Georgia Tech at Clemson
Saturday, May 7: Maryland at North Carolina
Saturday, May 14: Miami at Virginia
Friday, May 20: Clemson at Florida State.
May 25-29: All 13 ACC Championship games

Start time for all games is 1 p.m. Games will be seen live throughout the entire ACC footprint (Comcast SportsNet Mid-Atlantic, FOX Sports Net South, FOX Sports Florida, and the New England Sports Network).



MEDIA INFO >>

ATHLETICS COMMUNICATIONS

Marc Mullen, Assistant Director of Athletics Communications, and Dave Smith, Assistant A.D. for Athletics Communications, coordinate media services for baseball. Members of the media requesting information on Virginia Tech baseball are asked to contact Mullen in the Virginia Tech Athletics Communications Office (ACO). Media requests for baseball photos should be directed to Photography Coordinator and Designer Dave Knachel at (540) 231-1838 or dknachel@vt.edu. The ACO is located in room 460 of the Jamerson Athletic Center next to the Bowman Room.

Baseball information, as well as up-to-date statistics, is available to the media throughout the season via the Virginia Tech athletics Web site, www.hokiesports.com.

INTERVIEWS

All media interviews with players and coaches should be arranged through the ACO with at least 24 hours advance notice. During the week, head coach Pete Hughes will usually be available between 9:30 a.m. and noon except on travel dates and game day. Player interviews will be arranged around the players' academic and practice schedules.

COVERING A GAME

Media members wishing to cover Virginia Tech home baseball games from the English Field press box should contact Mullen or Smith in the ACO. There is no charge for admission to Virginia Tech home baseball games and a credential is not needed to enter English Field. Seating in the press box, however, is by request only and is assigned on a priority basis in accordance with athletics department media policies. All requests should be made prior to game day. Non-working individuals, such as spouses, dates, friends and fans, will not be permitted in the press box or on the field during the game. Seats in the working area of the press box are not available for major league scouts.

Rosters, statistics and media guides/notes will be available to the media and scouts prior to the game and a final box score will be compiled for distribution at the conclusion of each contest. Post-game media interviews, cleared through the ACO, are allowed on the field shortly after the conclusion of each game or doubleheader. Phone lines and wireless access to the Internet are available in the press box to file stories.

PHOTOGRAPHY

Accredited photographers or cameramen on assignment may shoot from the top of the dugouts or from inside the fence beyond the dugouts. When shooting from inside the fence, no equipment should be placed on the field of play. Tripods are not allowed inside the fence. The roof of the press box can be made available for working photographers or cameramen upon request. The position of all photographers and cameramen is always subject to the discretion of the umpires. Freelance photographers and

fans are not allowed on the dugouts or inside the fences.

VISITING RADIO

Visiting team radio crews wishing to broadcast games from English Field should contact the ACO well in advance of the game for clearance and information on the availability of space and telephone lines.

TECH ON THE WEB

Keep up to date on Virginia Tech baseball action via the Internet at the official Web site of Hokie athletics: www.hokiesports.com

Rosters, individual player and coaches profiles, notes, statistics and game summaries are all part of the baseball section.

THEACC.COM

Follow 2010 Atlantic Coast Conference baseball action on www.TheACC.com. An updated baseball release can be accessed every Monday and Friday throughout the season, while the ACC Player and Pitcher of the Week will be announced on Monday afternoons. The official Web site of the ACC contains the league's latest recaps, releases, statistics and standings and will feature play-by-play coverage of ACC Tournament games. Links to the official athletic sites of each of the 12 member schools are also accessible on TheACC.com.

ACC ALL ACCESS

ACC ALL ACCESS airs every Thursday night on FOX Sports South, FOX Sports Carolinas, FOX Sports Tennessee, FOX Sports Florida and Comcast SportsNet (check your local listings for times) and delivers unprecedented access to Atlantic Coast Conference teams, capturing the behind-the-scenes, real-life experiences of ACC student-athletes and coaches. This weekly series goes inside the huddles and on the sidelines and gets up-close and personal in practice and in the classroom, providing insight into the world of ACC sports.

The weekly, half-hour ACC program of record, ACC ALL ACCESS is hosted by Jenn Hildreth and originates from FOX Sports South's Atlanta studio. The regional sports networks serving the Southeast – FOX Sports South, FOX Sports Carolinas and FOX Sports Tennessee – collectively reach more than 12 million cable and satellite television households. In the states of Maryland and Virginia and in the District of Columbia, ACC ALL ACCESS airs on Comcast SportsNet/Mid-Atlantic, and it airs on FOX Sports Florida in the state of Florida.

LIVE STATS

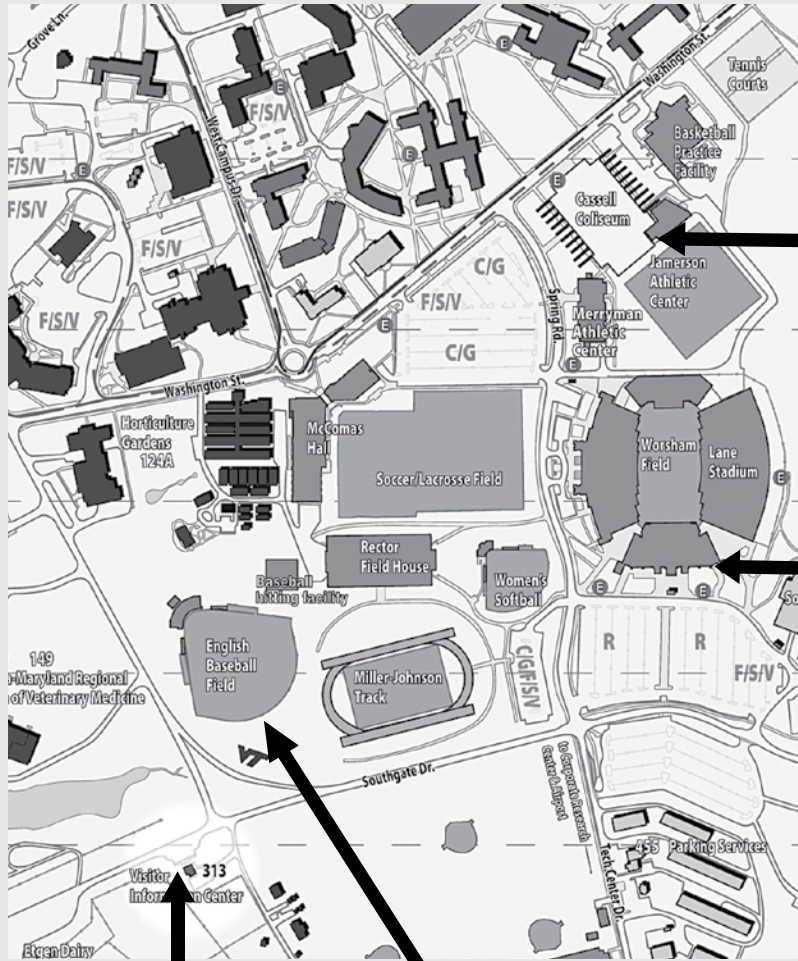
Live statistics will be available via the Internet for Tech's home (and most away) games. Fans and media can view play-by-play and up-to-date box scores by clicking on the live stats link on the ticker at the top of Tech's athletics homepage, or by going to <http://www.hokiesports.com/baseball/live/>

DIRECTIONS TO ENGLISH FIELD

The Virginia Tech campus is located in Blacksburg, Va., approximately 40 miles southwest of Roanoke, Va. To reach the campus from Interstate 81 take Exit 118B onto U.S. Route 460 West toward Blacksburg. Remain on 460 West, following the signs to Virginia Tech. Take a right turn at the Virginia Tech Central Campus exit marked Rt. 314 and Southgate Drive (first stoplight you come to). Take the first left at the stoplight onto Duck Pond Drive and English Field will be on the right.

BY AIR

Roanoke Regional Airport in Roanoke, Va., is served by major domestic airlines. Limousine services provide transportation between the airport and campus. Private planes may land at the Virginia Tech Airport, near campus.



Visitors' Center

English Field

Jamerson Athletic Center

The Virginia Tech Athletics Communications Office is located on the fourth floor of the Jamerson Athletic Center, behind Cassell Coliseum.

Visitors Locker Room

Visiting team locker rooms are located on the ground level of the South End Zone Facility at Lane Stadium/Worsham Field.

JUST VIRGINIA TECH, PLEASE

While the full name of the school is Virginia Polytechnic Institute and State University, the school is commonly referred to as Virginia Tech. There is no such school as Virginia Tech University.

Founded in 1872 as Virginia Agricultural and Mechanical College, the school changed its name to Virginia Polytechnic Institute in 1895. Alumni and media shortened the name to VPI before Virginia Tech became the primary popular reference. The university officially became a state university in 1970 to bring the official title to what it is today.

Those covering Hokie athletics are asked to refer to the university as simply Virginia Tech. Virginia Tech University, VA Tech, VPI and SU, VPI&SU and VT are not recognized names and should not be used.



Torye Hurst

TECH ON THE RADIO

For the eighth consecutive season, Virginia Tech baseball will have a commercial radio package. This season, the Cumulus Radio Group will broadcast all of Tech's ACC contests. Information on the entire 2011 broadcast schedule, along with stations and times, is available on the schedule on page 80.

Coverage will begin 15 minutes prior to the first pitch with the pre-game show. At the conclusion of each game, the post-game show will include comments from Coach Hughes and a featured player.



Torye Hurst will handle the play-by-play duties again this season. Hurst broadcasted Tech's BIG EAST Conference Tournament games for two seasons prior to taking on the broadcast duties six years ago during the Hokies' first season in the ACC. He has also announced selected women's basketball games and served as the Tech baseball public address announcer for three seasons. Prior to Tech, Hurst served as the PA announcer for the Augusta GreenJackets Class A minor league baseball team in Augusta, Ga., and following college, was the play-by-play announcer for University of Southern Mississippi women's basketball for four seasons.

2011 OPPONENTS >>

Opponent	Head Coach	Website	Baseball SID	Phone Number	Email
Boston College Eagles	Mike Gambino	www.bceagles.com	Matt Lynch	(617) 552-2193	lynchfz@bc.edu
Bryant Bulldogs	Steve Owens	www.bryantbulldogs.com	Eric Peterson	(401) 232-6000	epeterso@bryant.edu
Clemson Tigers	Jack Leggett	www.clemson.com	Brian Hennessy	(864) 656-1921	bhennes@clemson.edu
Coastal Carolina Chanticleers	Gary Gilmore	www.gocccsports.com	Mike Cawood	(843) 349-2822	cawood@coastal.edu
Duke Blue Devils	Sean McNally	www.goduke.com	Chris Cook	(919) 684-8708	cook@duaa.duke.edu
East Tennessee State Buccaneers	Tony Skole	www.etsubucs.com	Jeff Schneider	(423) 439-5612	schneidj@etsu.edu
Florida Atlantic Owls	John McCormack	www.fausports.com	Jared Smith	(571) 236-5135	jsmit295@fau.edu
Florida State Seminoles	Mike Martin	www.seminoles.com	Bob Thomas	(850) 644-0615	bthomas2@admin.fsu.edu
Georgia Tech Yellow Jackets	Danny Hall	www.ramblinwreck.com	Mike Huff	(404) 894-5445	mhuff@athletics.gatech.edu
Hartford Hawks	Jeff Calcaterra	www.hartfordhawks.com	Sam Angell	(860) 768-4620	sangell@hartford.edu
Indiana Hoosiers	Tracy Smith	www.uhoosiers.com	Kyle Kuhlman	(812) 855-4770	kkuhlman@indiana.edu
James Madison Dukes	Spanky McFarland	www.jmusports.com	Kevin Warner	(540) 568-6154	warnerka@jmu.edu
Liberty Flames	Jim Toman	www.libertyflames.com	Ryan Bomberger	(434) 582-2605	rbomberger@liberty.edu
Maryland Terrapins	Erik Bakich	www.umterps.com	Justin Moore	(301) 314-7068	moore@umd.edu
Miami Hurricanes	Jim Morris	www.hurricanesports.com	Bryan Harvey	(305) 284-3249	bharvey@miami.edu
Niagara Purple Eagles	Rob McCoy	www.purpleeagles.com	Derick Thornton	(716) 286-8588	dthornton@niagara.edu
North Carolina Tar Heels	Mike Fox	www.tarheelblue.com	Dave Schmidt	(919) 962-0084	dschmidt@unca.unc.edu
North Carolina A&T Aggies	Keith Shumate	www.ncataggies.com	Brian Holloway	(336) 334-7141	bmhollow@ncat.edu
Radford Highlanders	Joe Raccuia	www.radfordathletics.com	Patrick Reed	(540) 831-5574	pmreed@radford.edu
Tennessee Tech Golden Eagles	Matt Bragga	www.ttusports.com	Kate Nicewicz	(931) 372-3293	knicewicz@tntech.edu
USC Upstate Spartans	Matt Fincher	www.upstatespartans.com	Alex Edwards	(864) 503-5166	aedwards@uscupstate.edu
Virginia Cavaliers	Brian O'Connor	www.virginiainsports.com	Andy Fledderjohann	(434) 982-5131	fledder@virginia.edu
VMI Keydets	Marlin Ikenbery	www.vmikeydets.com	Brad Salois	(540) 464-7015	saloisbj@vmi.edu
Wake Forest Demon Deacons	Tom Walter	www.wakeforestsports.com	Steven Wright	(336) 758-5842	wrights@wfu.edu

2011 SCHEDULE

Date	Opponent	Site	Radio/Web/TV	Time	Date	Opponent	Site	Radio/Web/TV	Time
FEBRUARY					Sat. 9	at Wake Forest*	Winston-Salem, N.C.	1, 2	4:00 p.m.
Fri. 18	vs. Indiana#	Conway, S.C.	---	Noon	Sun. 10	at Wake Forest*	Winston-Salem, N.C.	1, 2	1:00 p.m.
Sat. 19	vs. Tennessee Tech#	Conway, S.C.	---	11:00 a.m.	Tue. 12	at Radford	Radford, Va.	1	6:00 p.m.
Sun. 20	at Coastal Carolina#	Conway, S.C.	---	3:30 p.m.	Fri. 15	Florida State*	Blacksburg, Va.	1, 2	5:30 p.m.
Tue. 22	at USC-Upstate	Spartanburg, S.C.	---	4:00 p.m.	Sat. 16	Florida State*	Blacksburg, Va.	1, 2, 3	1:00 p.m.
Fri. 25	Niagara	Blacksburg, Va.	---	3:00 p.m.	Sun. 17	Florida State*	Blacksburg, Va.	1, 2	1:00 p.m.
Sat. 26	Niagara (DH)	Blacksburg, Va.	---	1:00 p.m.	Tue. 19	at East Tennessee State	Johnson City, Tenn.	1	7:00 p.m.
Sun. 27	Niagara	Blacksburg, Va.	---	1:00 p.m.	Fri. 22	at Maryland*	College Park, Md.	1, 2	7:00 p.m.
MARCH					Sat. 23	at Maryland*	College Park, Md.	1, 2	3:00 p.m.
Wed. 2	Liberty	Blacksburg, Va.	---	3:00 p.m.	Sun. 24	at Maryland*	College Park, Md.	1, 2	Noon
Fri. 4	Bryant	Blacksburg, Va.	1	3:00 p.m.	Tue. 26	North Carolina A&T	Blacksburg, Va.	1	5:30 p.m.
Sat. 5	Bryant (DH)	Blacksburg, Va.	1	1:00 p.m.	Fri. 29	at Duke*	Durham, N.C.	1, 2	6:00 p.m.
Sun. 6	Bryant	Blacksburg, Va.	1	1:00 p.m.	Sat. 30	at Duke*	Durham, N.C.	1, 2	2:00 p.m.
Tue. 8	at Florida Atlantic	Boca Raton, Fla.	1	6:30 p.m.	MAY				
Fri. 11	at Miami*	Coral Gables, Fla.	1, 2	7:00 p.m.	Sun. 1	at Duke*	Durham, N.C.	1, 2	1:00 p.m.
Sat. 12	at Miami*	Coral Gables, Fla.	1, 2	7:00 p.m.	Wed. 4	USC-Upstate	Blacksburg, Va.	1	5:30 p.m.
Sun. 13	at Miami*	Coral Gables, Fla.	1, 2	1:00 p.m.	Sat. 7	James Madison	Blacksburg, Va.	1	7:00 p.m.
Tue. 15	Hartford	Blacksburg, Va.	1	5:30 p.m.	Sun. 8	James Madison	Blacksburg, Va.	1	1:00 p.m.
Wed. 16	Hartford	Blacksburg, Va.	1	5:30 p.m.	Fri. 13	Clemson*	Blacksburg, Va.	1, 2	5:30 p.m.
Fri. 18	North Carolina*	Blacksburg, Va.	1, 2	5:30 p.m.	Sat. 14	Clemson*	Blacksburg, Va.	1, 2	2:00 p.m.
Sat. 19	North Carolina*	Blacksburg, Va.	1, 2	2:00 p.m.	Sun. 15	Clemson*	Blacksburg, Va.	1, 2	1:00 p.m.
Sun. 20	North Carolina*	Blacksburg, Va.	1, 2	1:00 p.m.	Tue. 17	VMI	Blacksburg, Va.	1	5:30 p.m.
Tue. 22	at Liberty	Lynchburg, Va.	1	3:00 p.m.	Thr. 19	Georgia Tech*	Blacksburg, Va.	1, 2	5:30 p.m.
Fri. 25	at Boston College*	Chestnut Hill, Mass.	1, 2	2:30 p.m.	Fri. 20	Georgia Tech*	Blacksburg, Va.	1, 2	5:30 p.m.
Sat. 26	at Boston College*	Chestnut Hill, Mass.	1, 2	1:30 p.m.	Sat. 21	Georgia Tech*	Blacksburg, Va.	1, 2	2:00 p.m.
Sun. 27	at Boston College*	Chestnut Hill, Mass.	1, 2	Noon	W. 25-S. 29	ACC Championship	Durham, N.C.%	1, 2, 3	TBA
Tue. 29	Radford	Blacksburg, Va.	1	5:30 p.m.	NOTES: * - ACC game; # - Caravelle Resort Tournament;				
APRIL					% - Played at Durham Bulls Athletic Park				
Fri. 1	Virginia*	Blacksburg, Va.	1, 2	5:30 p.m.	1 = Audio on hokiesports.com via Hokies All-Access				
Sat. 2	Virginia*	Blacksburg, Va.	1, 2	2:00 p.m.	2 = Audio on the radio via 101.7 FM SuperSports in the New River Valley				
Sun. 3	Virginia*	Blacksburg, Va.	1, 2	1:00 p.m.	3 = Televised via Regional Sports Network (Comcast SportsNet Mid-Atlantic, FOX Sports Net South, FOX Sports Florida, and the New England Sports Network)				
Tue. 5	at VMI	Lexington, Va.	1	6:00 p.m.	All dates, times and broadcast availabilities are subject to change.				
Fri. 8	at Wake Forest*	Winston-Salem, N.C.	1, 2	6:00 p.m.					



2011 SCHEDULE

FEBRUARY

SUN	MON	TUE	WED	THU	FRI	SAT
		1	2	3	4	5
6	7	8	9	10	11	12
13	14	15	16	17 Noon Indiana ^A	18 11 a.m. Tennessee Tech ^A	19
3:30 p.m. Coastal Carolina ^A	4 p.m. USC [*] Upstate	22	23	3 p.m. Niagara	1 p.m. Niagara (DH)	26
1 p.m. Niagara	28					

MARCH

SUN	MON	TUE	WED	THU	FRI	SAT
		3 p.m. Liberty	1 2	3 p.m. Bryant	4 1 p.m. Bryant (DH)	5
1 p.m. Bryant	6:30 p.m. Florida Atlantic	8	9	7 p.m. Miami [*]	7 p.m. Miami [*]	12
1 p.m. Miami [*]	5:30 p.m. Hartford	5:30 p.m. Hartford	16	5:30 p.m. North Carolina [*]	2 p.m. North Carolina [*]	19
1 p.m. North Carolina [*]	3 p.m. Liberty	22	23	2:30 p.m. Boston College [*]	1:30 p.m. Boston College [*]	26
Noon Boston College [*]	5:30 p.m. Radford	29	30	31		

APRIL

SUN	MON	TUE	WED	THU	FRI	SAT
				5:30 p.m. Virginia [*]	1 2 p.m. Virginia [*]	2
1 p.m. Virginia [*]	6 p.m. VMI	5	6	6 p.m. Wake Forest [*]	4 p.m. Wake Forest [*]	9
1 p.m. Wake Forest [*]	6 p.m. Radford	12	13	5:30 p.m. Florida State [*]	1 p.m. Florida State [*]	16
1 p.m. Florida State [*]	7 p.m. E. Tennessee State	19	20	7 p.m. Maryland [*]	3 p.m. Maryland [*]	23
Noon Maryland [*]	5:30 p.m. North Carolina A&T	26	27	6 p.m. Duke [*]	2 p.m. Duke [*]	30

MAY

SUN	MON	TUE	WED	THU	FRI	SAT
1 p.m. Duke [*]	2	5:30 p.m. USC Upstate	4	5	7 p.m. James Madison	7
1 p.m. James Madison	9	10	11	5:30 p.m. Clemson [*]	2 p.m. Clemson [*]	14
1 p.m. Clemson [*]	5:30 p.m. VMI	17	5:30 p.m. Georgia Tech [*]	5:30 p.m. Georgia Tech [*]	2 p.m. Georgia Tech [*]	21
22	23	24	25	26	27	28
ACC Championship - May 25-29 - Durham, N.C.						
29	30	31				

Home Games
 Away/neutral games

^{*} ACC games
^A Caravelle Resort Tournament

