


VIRGINIA TECH



Coach
Chuck
Hartman



Chris Stanton



Wyatt Toregas

2004 BASEBALL





*A new lighting system
is the latest addition to
scenic English Field*





CONTENTS

THE 2004 SEASON

Media Information	2
Roster/Pronunciations	3
Season Preview	4-7
Depth Chart	7
BIG EAST Notes	8
Tech on the Radio	8

2003 RESULTS & STATISTICS

Game Results	9
Batting/Pitching Statistics	10
Fielding Statistics	11

COACHES & PLAYERS

Head Coach Chuck Hartman	12-14
Assistant Coaches	15
Trainer/Support Staff	16
Player Profiles	17-30

2004 OPPONENTS

BIG EAST Conference	31
Team Information	32-33
Tech vs. All Opponents	34
Schedule	back cover

FACILITIES

English Field	35
Other Athletic Facilities	36-37

SUPPORT

Academic Support Services	38-39
Office of Student Life	40
Athletic Performance	41
Sports Medicine	42

HISTORY

Tech Baseball History	43-46
Major-Leaguers	47
All-Americans	48-49
Tech Hall of Fame	49
Retired Jersey	49
Conference Honors	50
Year-by-Year W-L	51
The Hartman Years	52-57

RECORD BOOK

Batting Records	58
Pitching Records	59
Fielding Records	60
Team Records	61
Top Five	62
Year-by-Year Leaders	63-66
Toughest Strikeouts/Best Control	66
Top Hitters	67
Coaching Records	67

THE UNIVERSITY

About Virginia Tech	68-70
University President	71
Athletics Director	71
Blacksburg	72



Matt Kalish arrives safely at third base.

QUICK FACTS

Location: Virginia Tech is located in Blacksburg (pop. 39,700) in scenic southwest Virginia. The campus lies on a plain between the Blue Ridge and Allegheny Mountains, 2,100 feet above sea level.

History: Founded in 1872 as the land-grant university of the state

Enrollment: 28,000

President: Charles Steger

Athletic Director: Jim Weaver

Nickname: Hokies

Colors: Chicago maroon and burnt orange

Conference: BIG EAST

Head Baseball Coach: Chuck Hartman (UNC '57)

Record at Tech: 889-503-8 (25 years)

Career Record: 1,372-728-8 (44 years)

Associate Head Coach: Jay Phillips

Assistant Coach: Jon Hartness

Volunteer Coach: Anthony Everman

Home Field: English Field (1,500)

Dimensions: Lines 330'; power alleys 375'; center 400'

2003 Record: 34-23 (18-10 home; 16-9 away; 0-4 neutral)

2003 BIG EAST Record: 15-10 (fourth place)



CREDITS

The 2004 Virginia Tech Baseball Media Guide is a publication of the Tech Sports Information Office, with layout and design by Anne Panella. Special thanks for photographic assistance go to David Knachel of the Tech SID staff, Rick Griffiths and John McCormick of the University Photo Lab, Bill Setliff, David Schofield of Schofield Photographics, Gene Dalton, Woody Veasey, Damian Salas, Ellen Hartman and the photo staff of the Collegiate Times.

Printed by Southern Printing Company of Blacksburg, Va.

Virginia Tech does not discriminate against employees, students, or applicants on the basis of race, color, sex, sexual orientation, disability, age, veteran status, national origin, religion, or political affiliation. Anyone having questions concerning discrimination should contact the Equal Opportunity and Affirmative Action Office at (540) 231-7500.



Members of the media requesting information on Virginia Tech baseball are asked to contact Dave Smith in the Virginia Tech Sports Information Office at (540) 231-6726.

Baseball releases, as well as up-to-date statistics, will be available to the media throughout the season. Immediate access to this information is possible via the Virginia Tech athletic Web site, www.hokiesports.com. The sports information office will fax or e-mail releases to a limited number of media outlets.

INTERVIEWS

All media interviews with players and coaches should be arranged through the SID office with at least 24 hours advance notice, when possible. During the week, head coach Chuck Hartman is usually available between 9:30 a.m. and noon. Player interviews will be arranged around the players' academic and practice schedules.

COVERING A GAME

Media members wishing to cover Virginia Tech home baseball games from the English Field press box should contact Dave Smith in the SID office. There is no charge for admission to Virginia Tech home baseball games and a credential is not needed to enter English Field. Seating in the press box, however, is assigned on a priority basis in accordance with athletic



Coach Chuck Hartman talks with members of the media.

department media policies and should be requested at least one day prior to the game. Non-working individuals, such as spouses, dates, friends and fans, will not be permitted in the press box or on the field during the game. Seats in the working area of the press box are not available for major league scouts.

Rosters, statistics and press guides will be available to the media and scouts prior to the game and a final box will be compiled for distribution at the conclusion of each contest. Postgame media interviews cleared through the sports information office are allowed on the field shortly after the conclusion of each game or double-header. Stories can be filed from the SID office in the Jamerson Athletic Center.

PHOTOGRAPHY

Accredited photographers or cameramen on assignment may shoot from the top of the dugouts or from inside the fence beyond the dugouts. When shooting from inside the fence, no equipment should be placed on the field of play. Tripods are not allowed inside the fence. The roof of the press box can be made available for working photographers or cameramen upon request. The position of all photographers and cameramen is always subject to the discretion of the umpires. Freelance photographers and fans are not allowed on the dugouts or inside the fences.

RADIO

Visiting radio or TV wishing to broadcast games from English Field should contact the SID office well in advance of the game for clearance and information on the availability of space and telephone lines.

TECH ON THE WEB

Keep up to date on Virginia Tech baseball action via the internet at the official Web site of Hokie athletics: www.hokiesports.com.

Individual player and coaches profiles, notes, statistics and game summaries are all part of the baseball section.

LIVE STATS

Live stats will be available via the internet for Tech's home games. Fans and media can view play-by-play and up to date box scores and stats by clicking on the live stats link on Tech's athletic homepage.

TECH BASEBALL SCORE LINE

Information on Tech baseball games is available on a telephone score line each evening approximately one hour after the game. The line is also used to provide information on weather delays and cancellations. The information is available at (540) 232-3720.

DIRECTIONS TO ENGLISH FIELD

The Virginia Tech campus is located in Blacksburg, Va., approximately 40 miles southwest of Roanoke, Va. To reach the campus from Interstate 81 take Exit 118B to U.S. Route 460 West. Remain on 460 West, following the signs to Virginia Tech. Take a right turn at the Virginia Tech Central Campus exit marked Rt. 314 and Southgate Drive (right turn only off U.S. 460). Take the first left onto Duck Pond Drive and English Field will be on the right.

NUMBERS TO NOTE

Director of Athletics	Jim Weaver	(540) 231-6796
Head Baseball Coach	Chuck Hartman	(540) 231-3671
Sports Information Office	(540) 231-6726
SID, Baseball Contact	Dave Smith	(h) (540) 951-8024
Fax machine	(540) 231-6984
Athletic Trainer	Jimmy Lawrence	(540) 231-5690
Baseball Press Box	(540) 231-4013
BIG EAST Conference (Switchboard)	(401) 272-9108



Dave Smith
Sports Information
Director



No.	Name	Cl.	B/T	Pos.	Ht.	Wt.	B'date	Hometown	High School
2	Nicky Bowers*	So.	R/R	P	6-2	170	8/26/84	Stuart, Va.	Patrick County
3	Bryan Thomas	Fr.	R/R	INF	6-0	175	8/29/84	Wilmington, N.C.	Hoggard
4	Warren Schaeffer	Fr.	R/R	INF	6-1	175	1/28/85	Vandergrift, Pa.	Greensburg Central
5	Tom Blaszak**	Jr.	R/R	INF	5-8	160	9/20/83	Blacksburg, Va.	Blacksburg
7	Matt Kalish**	Jr.	L/L	OF	6-0	185	9/21/82	Miami, Fla.	Killian
8	Sheldon Adams*	So.	L/L	OF	5-11	190	12/22/83	Big Stone Gap, Va.	Powell Valley
9	M.J. Hurley*	So.	R/R	P	6-5	220	3/11/84	Wilmington, N.C.	Hoggard
10	Adam Redd	r-Fr.	R/R	P	5-10	170	5/3/84	Dumfries, Va.	Hylton
11	Jay Musialowski*	Sr.	L/R	P	6-1	185	2/17/82	Depew, N.Y.	Canisius
12	Jed English***	r-Sr.	R/R	C	5-11	205	1/26/81	Alexandria, Va.	West Potomac
13	Seth Bandy***	r-Sr.	R/L	P	6-0	185	5/21/81	Pembroke, Va.	Giles
14	David McDonald**	Jr.	R/R	INF	6-2	210	9/20/82	Phoenix, Ariz.	Chaparral
15	Philip Beall*	So.	R/R	OF	5-10	170	2/17/84	Dumfries, Va.	Hylton
16	Eddie Ashwell	r-Fr.	R/R	P	6-0	190	8/5/84	Westminster, Md.	Westminster
17	Jeff Landing**	Jr.	R/R	P	6-3	195	7/31/83	Jamestown, N.C.	Southwest Guilford
18	Colin Beal	Fr.	R/R	INF	6-2	185	2/8/85	Blacksburg, Va.	Blacksburg
19	Grant Throckmorton	Fr.	R/R	P	6-4	205	10/27/84	Wytheville, Va.	George Wythe
20	Andrew Wells*	So.	L/L	P	6-4	205	6/6/83	Alexandria, Va.	St. Stephen's
21	Nate Parks	Fr.	R/R	OF	5-11	170	3/20/85	Salem, Va.	Glenvar
22	Jake Chaney	r-Jr.	R/R	P	6-2	220	10/29/81	Blowing Rock, N.C.	Watauga
23	Greg Fryman	Fr.	R/R	P	6-5	185	9/8/84	Gibsonia, Pa.	Deer Lakes
25	Joe Daly*	So.	R/R	C	5-9	190	6/23/84	Danville, Va.	George Washington
26	Josh Biber**	Sr.	R/R	P	6-4	220	12/11/81	Succasunna, N.J.	Roxbury
27	Chris Stanton**	Jr.	R/R	INF	6-2	175	4/4/83	Centreville, Va.	Centreville
28	Sean O'Brien	Fr.	L/L	OF/1B	6-1	195	12/31/84	Chappaqua, N.Y.	Greeley
29	Ryan Kennedy*	r-So.	R/L	P	6-0	190	4/18/83	Punta Gorda, Fla.	Charlotte
31	Mike Hoffmann	Fr.	L/L	P	6-5	205	8/5/85	Richmond, Va.	St. Christopher's
32	Matt Foley	Fr.	R/R	C	5-9	190	10/4/84	Lansdowne, Va.	James Madison
33	Josh Key	Fr.	R/R	INF	6-2	235	1/19/85	Norton, Va.	Burton
34	Brett Cory*	r-So.	R/R	P	6-2	215	3/27/83	Midlothian, Va.	Midlothian
35	Wyatt Toregas**	Jr.	R/R	C	5-11	195	12/2/82	Ashburn, Va.	South Lakes
36	David Londrey*	r-So.	R/R	C	6-4	220	10/4/82	Richmond, Va.	Douglas Freeman

*- varsity letter; r- redshirt

- Head Coach:** 1 Chuck Hartman (UNC, '57)
- Associate Head Coach:** 6 Jay Phillips (Virginia Tech, '82)
- Assistant Coach:** 30 Jon Hartness (Virginia Tech, '87)
- Volunteer Coach:** 24 Anthony Everman (Loras College '03)
- Athletic Trainer:** Jimmy Lawrence (Emory & Henry, '79)
- Co-Captains:** 12 Jed English, 26 Josh Biber

PRONUNCIATION GUIDE

Philip BEALL	beale
Josh BIBER	BYE-ber
Tom BLASZAK	blay-ZAK
Joe DALY	daily
Matt KALISH	KAY-ish
Jay MUSIALOWSKI	muse-uh-LAOW-ski
Wyatt TOREGAS	tore-A-gus

ROSTER BREAKDOWN

BY STATE

Virginia	19
North Carolina	4
Florida	2
New York	2
Pennsylvania	2
Arizona, Maryland, New Jersey	1

BY CLASS

Seniors	4
Juniors	7
Sophomores	9
Freshmen	12

The Hokies will be looking for more home runs from Sheldon Adams (1) in 2004.

YOUNG TECH TEAM FACES CHALLENGES IN 2004

Virginia Tech will have its work cut out for it in 2004 as it attempts to reach the BIG EAST Baseball Championship tournament for the fourth straight season.

The Hokies will field one of the program's youngest teams this spring with only four seniors and seven juniors on the roster. The encouraging news for head coach Chuck Hartman is the pitching staff returns intact except for All-American closer Matt Dalton. The biggest challenge for Hartman and his staff will be replacing four-year starters at shortstop, second base and center field.

"We didn't lose a lot of players," Hartman pointed out, "but we lost key players."

It was the pitching

staff that played a major role in Tech jumping to a 24-9 start in 2003. And it was injuries to that pitching staff that took a toll on the Hokies down the stretch. Tech's pitching held opponents to seven runs or less in all 33 games during the Hokies' fast start, posting a 2.91 earned run average along the way. It was a different story, however, when injuries and sore arms struck the staff in mid-April. From that point on, Tech managed just 10 wins in its last 24 games, finishing with a 34-23 overall mark.

Led by right-handers Josh Biber and Jeff Landing, and left-handers Ryan Kennedy and Andrew Wells, the Tech pitching staff is set to get back on track.

"I think we are going to be deep in pitching," Hartman said. "From what I saw in the



Left-hander Ryan Kennedy won six games in 2003.

fall, six or seven guys could suddenly jump in there and give us one heck of a staff. There's a lot of potential. It will be tough picking the starters ... it's a nice problem for a coach to have."

Biber, one of the four seniors on the team, is expected to be one of the Hokies' leaders in 2004. The 6-4 right-hander was 5-3 last year but made just one appearance over the final five weeks of the season. He returns healthy and is ready to battle for the top spot in the rotation following summer elbow surgery. Landing, a junior, was 4-4 last season and led Tech in innings pitched with 70. He has the ability to be a quality starter if he improves his consistency.

Sophomore lefties Kennedy and Wells were two of Tech's most efficient pitchers last spring in their first seasons. Kennedy was on his way to a big year before developing a sore elbow in late


April. Like Biber, Kennedy missed the last month of the season, but not before recording a team-best six wins and a 2.62 earned run average. Wells tied Landing for the most starts on the staff with 12 and also posted a 4-4 record. He had the lowest walks-per-game average among the starters.

Additional competition for the weekend starting slots will come from a trio of right-handers – M.J. Hurley, Jake Chaney and Brett Cory. Hurley showed flashes of real potential last season as a freshman but must gain command of his pitches in order to capture a full-time starting job. Both Chaney and Cory were expected to be in the hunt for starting spots last year. Instead, they both ended up receiving medical redshirts after injury-shortened seasons. Chaney pitched just 13 2/3 innings before being sidelined by torn cartilage in his right shoulder. Cory managed only



Jeff Landing pitched a team-high 70 innings last season.

Nicky Bowers is the top candidate to become Tech's closer.



12 1/3 innings until suffering a sprained right elbow. Big things are expected of both players if they remain healthy this spring.

Senior Jay Musialowski and a promising group of freshmen will also be on hand for spot starts and action out of the bullpen. Musialowski saw some time in the outfield and was the Hokies' top pinch-hitter in addition to his pitching duties last season. When called on to start a game against Radford, he turned in the team's only complete game of the year with a 9-0 shutout. Redshirt freshmen Eddie Ashwell and Adam Redd are hoping to see their first action, along with true freshmen Greg Fryman, Grant Throckmorton and Mike Hoffmann. Hoffmann is the only southpaw in the group.

The Hokies could get the services of another left-hander if senior Seth Bandy is able to return from his second shoulder surgery. Bandy pitched 51 2/3 innings as a

freshman in 2000 before missing the entire 2002 season after his first surgery. He re-injured the shoulder last spring. Bandy has been cleared to start throwing off the mound.

The task of replacing Dalton, who saved 14 games last season, will fall to sophomore right-hander Nicky Bowers, who served as Dalton's setup man in 2003. Bowers was 4-1 with a 3.45 ERA in 26 appearances last season.

"Nicky wants to replace Matt," Hartman said. "That's his goal and that is a real plus. He's a competitor and he's got an 'out' pitch ... that's what you need as a closer."

Hartman may find it tougher to replace the double-play combination of shortstop Spencer Harris and second baseman Marc Tugwell, who manned the middle of the infield the past four seasons. Freshman Warren Schaeffer is the heir apparent to Harris at

short, but the second base spot is still up for grabs with freshman Bryan Thomas and junior Tom Blaszak the top candidates. Both Harris and Tugwell set career marks for putouts and assists at their respective positions. The Hokies will also miss Tugwell's bat, which produced a team-leading .398 batting average and earned him co-BIG EAST Player of the Year honors last season.

Schaeffer stepped right in at shortstop during the fall and made a positive impression. He already exhibits the defensive ability needed to succeed on the collegiate level, but his offensive production is expected to develop more slowly. Thomas played third base and shortstop during his high school career. He has good offensive potential and plenty of skills, but he is still adjusting to the move. Blaszak has seen reserve duty and five spot starts at second base during

his first two seasons at Tech. He is a steady fielder who is still developing at the plate.

"I'm not worried about shortstop," Hartman said. "I thought Warren caught the ball extremely well during the fall. I think he is going to do a heck of a job."

"I do have some concerns about second base, especially about our ability to turn double plays," the Tech coach added. "That is something we are going to concentrate on. We are going to have to be able to do it (turn double plays) in order to be a good club."

Second base isn't the only position up for grabs. All three outfield spots are yet to be finalized, including the center field spot vacated by Brad Bauder, who led the team in home runs the past two seasons. Sophomore Sheldon Adams, who started 41 games in left field and batted .287 as a freshman, is the leading candidate in center with competition coming from speedy freshman Nate Parks. Junior Matt Kalish, sophomore Philip Beall and freshman Sean O'Brien will battle for the other two positions.

Continued on following page




Tom Blaszak will compete for playing time at second base.

Kalish started 38 games in right field a year ago but could end up in left field this spring. He opened the 2003 season batting .352 over 24 games, before finishing with a batting average almost 100 points lower (.254). Beall was one of the team's top offensive players during the last half of fall practice but hit just .164 in 30 games last spring. Hartman is hoping to get a boost from newcomer O'Brien, who has shown good offensive potential.


"Our biggest goal is to solidify the middle," Hartman said. "After that, our other biggest concern is getting more offensive production from our outfield."

Hartman admitted that offense might take priority over defense in filling those positions, even though last

year's outfield defensive play was sloppy at times. He is also quick to point out that the Hokies have a chance to be better defensively.



All-BIG EAST third baseman Chris Stanton had a break-out year in 2003.



Tech is looking for more offense from outfielder Philip Beall.

"I think our outfield could be improved defensively because of speed," Hartman said. "That's a great place to start when you're talking about an outfield. We've got some guys who are capable of going and getting balls out there."

"Of course, we have to make the routine plays, and we have to make the throws to the right bases. If we do that consistently, we should be in good shape."

The Hokies' top two returning players are third baseman Chris Stanton and catcher Wyatt Toregas, who both earned first team All-BIG EAST honors in 2003. Stanton excelled at third base, batting .392 and stealing a team-high 23 bases. Toregas led the team in runs batted in with 60 and hit .319 for the year.

"We're looking for a big year out of Chris," Hartman

said. "Last season was the first year he had played third base, and I thought he did a tremendous job. He probably played the slow rollers and the bunts as good as anybody we have had in a long time."

"Wyatt is a middle-of-the-order hitter who is developing into a complete player. He hits for average, knocks in runs and throws out a high percentage of runners. The one thing we are asking him to concentrate on is working more closely with our pitchers."

Catching will be the Hokies' strongest suit, with Toregas being joined by senior Jed English, sophomores David Londrey and Joe Daly and freshman Matt Foley. The Hokies' depth at the position may allow Hartman to get English and Foley in the lineup at other positions for offensive purposes. English, who was



First baseman David McDonald is one of Tech's most improved players.

named the preseason all-BIG EAST catcher prior to missing the majority of the 2003 season, is likely to see some time at first base. He hit well and produced over 100 RBIs during his first three collegiate seasons. Foley, one of the Hokies' top recruits, could vie for some time in the outfield, when not backing up Toregas. Londrey and Daly will provide extra depth behind the plate, and both players could be candidates for duty at the designated hitter spot.

Junior David McDonald started more games than any other Tech player as the designated hitter last season. He also has 24 career starts at first base, where he has shown steady improvement defensively. This spring, McDonald may well spend more time at first base, where he will likely share the

workload with English and/or freshman O'Brien. Another freshman, Colin Beal, will be the chief backup to Stanton at third. Tech is also hoping to find a spot for freshman walk-on Josh Key, who was the team's top hitter during its fall Hokie World Series.

"We're going to miss Marc Tugwell's bat and Brad Bauder's bat," Hartman said. "Somebody has got to pick that up. We are probably going to have to manufacture a few more runs, especially early in the year."

Hartman will also be looking for some other signs early in the season when the Hokies open with consecutive games against Stetson, South Florida and Oklahoma State.

"I want to see how we do pitching-wise at the end of a game after depending on Matt Dalton," he said. "We'll see who is going to be a good setup man and if Nicky is going to be a good closer. I think that is going to be one of the big questions.

"The other area is to see if we turn double-plays when we should turn double-plays."

The beginning will be important, but Hartman figures it will all come down to the end as the Hokies try to succeed in their final season of BIG EAST play before entering the Atlantic Coast Conference next fall.

"The BIG EAST is going to be tough this year," he said. "I think it is going to come down to the last couple of weeks."

If Tech can get the middle of its defense straightened out and get some offense out of its outfielders, Hartman figures the Hokies have a chance to be in the race when those final weeks come.

"Sometimes," he said, "when you lose some good players like we lost, and you have a lot of guys who have been waiting for their opportunity to step in and be the guys you rely on ... sometimes those teams fool you."

PRESEASON DEPTH CHART

Left Field:
Sean O'Brien
Matt Kalish

Center Field:
Sheldon Adams
Nate Parks

Right Field:
Matt Kalish/
Philip Beall

Shortstop:
Warren Schaeffer

Pitchers:

Second Base:
Bryan Thomas/
Tom Blaszak

Starters

Josh Biber
Jake Chaney
Brett Cory
M.J. Hurley
Ryan Kennedy
Jeff Landing
Andrew Wells

Relievers

Eddie Ashwell
Seth Bandy
Nicky Bowers
Greg Fryman
Mike Hoffmann
Jay Musialowski
Adam Redd
Grant Throckmorton

Third Base:
Chris Stanton
Colin Beal

First Base:
David McDonald
Jed English
Josh Key

Catcher:
Wyatt Toregas/Jed English
Matt Foley, David Londrey,
Joe Daly

Virginia Tech baseball returns to the airwaves this season with a 40-game regular-season schedule on ESPN Radio AM 1430, The Sports Addict.

The 2003-04 broadcast schedule will begin on March 27 with the Pittsburgh series and continue through the remainder of the year. Radio coverage will include all BIG EAST Conference games as well as nonconference contests against Liberty, James Madison, Radford and Richmond among others. The schedule also includes Tech's first-ever night game on April 14 against Virginia and the evening contest one week later in Charlottesville versus the Cavaliers. All postseason games will also be broadcast on ESPN Radio AM 1430, The Sports Addict.

Coverage will begin 15 minutes prior to the first pitch with the pregame show including an interview with Tech head coach Chuck Hartman. At



the conclusion of each game, the postgame show will include comments from Coach Hartman and a featured player.

Torye Hurst will handle the play-by-play duties this season. Hurst broadcast Tech's BIG EAST Conference Tournament games the past two seasons and has also announced selected women's basketball games and



Torye Hurst

served as the Tech baseball public address announcer the past three seasons. Prior to Tech, he served as the PA announcer for the Augusta GreenJackets Class A minor league baseball team in Augusta, Ga., and following college, was the play-by-play announcer for University of Southern Mississippi women's basketball for four seasons.

BIG EAST CHAMPIONSHIP SCHEDULE

The BIG EAST Baseball Championship enters its 20th year in 2004. The



championship has been the breeding ground of several major league baseball stars, including St. Louis Cardinal All-Star pitcher Matt Morris, San Francisco Giants All-Star standout Rich Aurilia and New York Mets slugger Mo Vaughn. St. John's has captured the most titles with five. Last year, Notre Dame won the

championship for the second-straight year. The winner of the

tournament will receive the league's automatic bid to the NCAA Championship. The BIG EAST has sent multiple teams to the NCAAs four of the last five seasons. The BIG EAST Championship is held at Commerce Bank Park in Bridgewater, N.J.

The event will take place May 27-29, with the schedule as follows:

Thursday, May 27

Game 1 No. 1 seed vs. No. 4 seed (3:30 p.m.)
Game 2 No. 2 seed vs. No. 3 seed (7 p.m.)

Friday, May 28

Game 3 Loser Game 1 vs. Loser Game 2 (noon)
Game 4 Winner Game 1 vs. Winner Game 2 (3:30 p.m.)
Game 5 Winner Game 3 vs. Loser Game 4 (7 p.m.)

Saturday, May 29

Game 6 Winner Game 4 vs. Winner Game 5 (3:30 p.m.)
Game 7 Same teams as Game 6, if necessary (7 p.m.)

For ticket information call (908) 252-0700.



Wyatt Toregas was a preseason All-BIG EAST pick for 2004.

TOREGAS, STANTON EARN PRESEASON HONORS

Virginia Tech catcher Wyatt Toregas and third baseman Chris Stanton were voted to the preseason All-BIG EAST Team in a vote of the league coaches. Notre Dame junior second baseman Steve Sollmann was voted the preseason player of the year, and junior right-hander Chris Lambert of Boston College was selected as the preseason pitcher of the year. Notre Dame was selected by the coaches as the preseason favorite to capture the 2004 BIG EAST Baseball Championship. Virginia Tech, which has finished in the top four each of its three seasons in the league, was picked to finish fifth. Coaches were not permitted to vote for their own teams or players.

The 11 BIG EAST baseball teams play in one division, facing a 26-game conference slate. The top four squads in the league will advance to the 2004 BIG EAST Championship at Commerce Bank Park in Bridgewater, N.J., on May 27-29.

Team (1st place votes)	Pts.	2003 Record
1 Notre Dame (8)	98	45-18 (16-7 BE)
2 Rutgers (2)	88	37-22 (19-6)
3 Boston College	79	33-21 (13-11)
4 West Virginia (1)	63	36-19 (18-6)
5 Virginia Tech	61	34-23 (15-10)
6 Pittsburgh	56	36-20 (13-13)
7 St. John's	53	29-27 (12-14)
8 Connecticut	42	24-23 (10-15)
9 Seton Hall	35	23-24 (11-14)
10 Villanova	20	14-32 (6-19)
11 Georgetown	10	14-33 (4-22)

2003 GAME-BY-GAME RESULTS



RECORD: 34-23 HOME: 18-10 AWAY: 16-9 NEUTRAL: 0-4 BIG EAST: 15-10

Date	Opponent	Score	Tech r-h-e	Opp. r-h-e	Innings	Overall	BIG EAST	Pitcher of Record
Feb 14, 2003	at Campbell	W 6-4	6-10-1	4-7-2	9	1-0-0	0-0-0	Bowers (W 1-0)
Feb 15, 2003	at Campbell	0-6 L	0-2-2	6-13-1	9	1-1-0	0-0-0	Hurley (L 0-1)
Mar 01, 2003	at High Point	W 6-2	6-10-0	2-8-0	9	2-1-0	0-0-0	Kennedy (W 1-0)
Mar 02, 2003	at High Point	W 4-0	4-9-0	0-5-4	9	3-1-0	0-0-0	Biber (W 1-0)
Mar 04, 2003	at Charleston Southern	W 5-4	5-10-1	4-7-6	9	4-1-0	0-0-0	Wells (W 1-0)
Mar 05, 2003	at Charleston Southern	W 8-6	8-12-3	6-13-2	9	5-1-0	0-0-0	Stoehr (W 1-0)
Mar 07, 2003	Kent State	6-7 L	6-11-3	7-11-2	9	5-2-0	0-0-0	Bandy (L 0-1)
Mar 08, 2003	Kent State	3-5 L	3-5-3	5-8-3	9	5-3-0	0-0-0	Kennedy (L 1-1)
Mar 09, 2003	Kent State	W 16-5	16-18-3	5-9-3	9	6-3-0	0-0-0	Biber (W 2-0)
Mar 11, 2003	James Madison	1-3 L	1-6-0	3-5-2	9	6-4-0	0-0-0	Wells (L 1-1)
Mar 12, 2003	High Point	5-7 L	5-10-3	7-15-1	9	6-5-0	0-0-0	Cory (L 0-1)
Mar 14, 2003	Cornell	3-5 L	3-8-1	5-8-0	9	6-6-0	0-0-0	Landing (L 0-1)
Mar 15, 2003	Cornell	W 3-1	3-5-1	1-4-0	7	7-6-0	0-0-0	Biber (W 3-0)
Mar 15, 2003	Cornell	W 8-2	8-12-1	2-7-6	9	8-6-0	0-0-0	Hurley (W 1-1)
Mar 18, 2003	East Tennessee St.	W 12-4	12-15-1	4-8-1	9	9-6-0	0-0-0	Chaney (W 1-0)
Mar 19, 2003	at James Madison	W 5-3	5-7-2	3-5-1	9	10-6-0	0-0-0	Wells (W 2-1)
Mar 22, 2003	at Morehead State	W 19-7	19-19-2	7-8-3	9	11-6-0	0-0-0	Landing (W 1-1)
Mar 23, 2003	at Morehead State	W 18-5	18-19-1	5-11-2	9	12-6-0	0-0-0	Stoehr (W 2-0)
Mar 25, 2003	Ohio	3-4 L	3-13-1	4-10-1	9	12-7-0	0-0-0	Wells (L 2-2)
Mar 26, 2003	at #10 Richmond	W 8-1	8-10-4	1-3-2	9	13-7-0	0-0-0	Kennedy (W 2-1)
* Mar 29, 2003	at Seton Hall	0-2 L	0-3-1	2-7-3	7	13-8-0	0-1-0	Landing (L 1-2)
* Mar 29, 2003	at Seton Hall	W 5-1	5-8-0	1-5-1	9	14-8-0	1-1-0	Biber (W 4-0)
* Mar 31, 2003	at Seton Hall	W 3-0	3-6-0	0-2-1	9	15-8-0	2-1-0	Kennedy (W 3-1)
Apr 01, 2003	at Liberty	W 14-0	14-18-2	0-3-0	9	16-8-0	2-1-0	Wells (W 3-2)
* Apr 04, 2003	Georgetown	W 20-1	20-19-0	1-7-4	7	17-8-0	3-1-0	Biber (W 5-0)
* Apr 04, 2003	Georgetown	W 18-2	18-20-2	2-5-4	9	18-8-0	4-1-0	Landing (W 2-2)
* Apr 06, 2003	Villanova	W 4-0	4-6-0	0-2-2	7	19-8-0	5-1-0	Kennedy (W 4-1)
* Apr 06, 2003	Villanova	W 7-5	7-11-2	5-10-4	9	20-8-0	6-1-0	Bowers (W 2-0)
* Apr 12, 2003	Boston College	1-3 L	1-4-0	3-6-0	7	20-9-0	6-2-0	Biber (L 5-1)
* Apr 12, 2003	Boston College	W 12-3	12-12-2	3-7-4	9	21-9-0	7-2-0	Kennedy (W 5-1)
* Apr 13, 2003	Boston College	W 8-7	8-12-3	7-15-3	(12)	22-9-0	8-2-0	Dalton (W 1-0)
Apr 15, 2003	VMI	W 6-4	6-6-0	4-7-5	9	23-9-0	8-2-0	Bowers (W 3-0)
Apr 16, 2003	Virginia	W 5-3	5-11-3	3-4-0	9	24-9-0	8-2-0	Hurley (W 2-1)
* Apr 17, 2003	at West Virginia	5-15 L	5-8-4	15-14-1	7	24-10-0	8-3-0	Biber (L 5-2)
* Apr 17, 2003	at West Virginia	1-3 L	1-5-2	3-8-0	9	24-11-0	8-4-0	Wells (L 3-3)
* Apr 19, 2003	at Connecticut	W 6-1	6-11-1	1-7-2	7	25-11-0	9-4-0	Kennedy (W 6-1)
* Apr 19, 2003	at Connecticut	W 7-3	7-11-0	3-10-3	9	26-11-0	10-4-0	Landing (W 3-2)
Apr 22, 2003	at Radford	W 5-1	5-3-1	1-6-2	9	27-11-0	10-4-0	Stoehr (W 3-0)
† Apr 23, 2003	vs Virginia	7-10 L	7-14-1	10-16-0	9	27-12-0	10-4-0	Hurley (L 2-2)
* Apr 27, 2003	at Rutgers	2-10 L	2-5-2	10-9-1	7	27-13-0	10-5-0	Kennedy (L 6-2)
* Apr 27, 2003	at Rutgers	2-6 L	2-3-1	6-10-1	9	27-14-0	10-6-0	Landing (L 3-3)
* Apr 28, 2003	at Rutgers	5-10 L	5-7-1	10-12-1	9	27-15-0	10-7-0	Stoehr (L 3-1)
‡ Apr 29, 2003	vs East Tennessee St.	4-5 L	4-10-1	5-10-1	9	27-16-0	10-7-0	Musialowski (L 0-1)
* May 03, 2003	St. John's	W 3-1	3-6-1	1-6-1	7	28-16-0	11-7-0	Bowers (W 4-0)
* May 03, 2003	St. John's	W 7-3	7-9-1	3-7-3	9	29-16-0	12-7-0	Landing (W 4-3)
* May 04, 2003	St. John's	W 7-4	7-9-2	4-8-3	9	30-16-0	13-7-0	Wells (W 4-3)
May 07, 2003	#19 Richmond	12-15 L	12-17-0	15-14-2	9	30-17-0	13-7-0	Hurley (L 2-3)
May 08, 2003	Radford	W 9-0	9-13-0	0-6-2	9	31-17-0	13-7-0	Musialowski (W 1-1)
* May 10, 2003	at Pittsburgh	W 4-3	4-7-0	3-5-0	7	32-17-0	14-7-0	Dalton (W 2-0)
* May 10, 2003	at Pittsburgh	13-14 L	13-15-3	14-18-4	9	32-18-0	14-8-0	Biber (L 5-3)
* May 11, 2003	at Pittsburgh	16-17 L	16-12-2	17-17-0	9	32-19-0	14-9-0	Dalton (L 2-1)
May 13, 2003	Campbell	W 22-7	22-17-1	7-15-6	9	33-19-0	14-9-0	Musialowski (W 2-1)
May 14, 2003	#25 Va. Commonwealth	5-12 L	5-8-0	12-10-1	9	33-20-0	14-9-0	Bandy (L 0-2)
* May 16, 2003	#23 Notre Dame	4-12 L	4-10-1	12-15-0	7	33-21-0	14-10-0	Bowers (L 4-1)
* May 16, 2003	#23 Notre Dame	W 11-5	11-10-1	5-9-3	9	34-21-0	15-10-0	Dalton (W 3-1)
§ May 22, 2003	vs Rutgers	0-6 L	0-6-1	6-8-0	9	34-22-0	15-10-0	Landing (L 4-4)
§ May 23, 2003	vs West Virginia	0-10 L	0-1-1	10-18-0	9	34-23-0	15-10-0	Wells (L 4-4)

* Conference game

† Salem, Va.

‡ Kingsport, Tenn.

§ BIG EAST Championship, Bridgewater, N.J.

() Extra inning game

BATTING

Player	AVG	GP	GS	AB	R	H	2B	3B	HR	RBI	TB	SLG%	BB	HBP	SO	GDP	OB%	SF	SAC	SB	SBA
Marc Tugwell	.398	57	57	226	64	90	17	0	8	59	131	.580	14	9	32	2	.445	5	3	16	21
Chris Stanton	.392	57	56	222	61	87	12	6	3	36	120	.541	18	7	28	2	.453	0	9	23	31
Wyatt Toregas	.319	56	56	216	41	69	14	2	10	60	117	.542	22	8	34	6	.398	3	0	5	6
Brad Bauder	.288	57	56	215	35	62	12	2	11	47	111	.516	14	9	53	3	.351	4	4	5	9
Sheldon Adams	.287	48	44	143	29	41	5	3	4	17	64	.448	22	4	42	2	.394	1	3	0	2
Spencer Harris	.286	57	57	217	44	62	15	1	1	27	82	.378	21	0	37	6	.344	3	1	8	10
Chris Winterfeldt	.230	54	45	152	32	35	6	0	1	27	44	.289	17	5	23	6	.317	6	3	4	6
Jed English	.300	12	11	40	7	12	3	0	2	12	21	.525	6	0	6	0	.383	1	0	2	2
David McDonald	.261	35	31	92	15	24	4	1	1	15	33	.359	17	3	22	1	.389	1	3	1	2
Matt Kalish	.254	46	41	142	27	36	5	2	1	17	48	.338	13	5	31	2	.333	2	2	5	6
David Londrey	.250	28	20	72	10	18	7	0	1	15	28	.389	4	2	16	1	.300	2	0	0	0
Jay Musialowski	.250	18	6	24	3	6	0	0	0	1	6	.250	6	0	4	0	.400	0	0	1	1
Tom Blaszkak	.214	20	2	14	5	3	0	0	0	1	3	.214	0	1	2	1	.267	0	2	0	0
Philip Beall	.164	30	19	67	10	11	1	1	1	4	17	.254	9	5	25	1	.305	1	0	0	2
Joe Daly	.148	17	7	27	4	4	2	0	1	6	9	.333	6	2	9	3	.333	1	0	0	0
Joel Miller	.136	12	4	22	9	3	1	0	0	3	4	.182	4	1	9	1	.296	0	0	0	0
Jeff Monaco	.111	7	1	9	2	1	0	0	0	1	1	.111	0	1	2	0	.182	1	0	0	0
Billy Hardee	.000	7	0	4	1	0	0	0	0	0	0	.000	0	0	2	0	.000	0	0	0	0
Matt Dalton	.000	1	0	1	0	0	0	0	0	0	0	.000	0	0	1	0	.000	0	0	0	0
Totals	.296	57	57	1905	399	564	104	18	45	348	839	.440	193	62	378	37	.374	31	30	70	98
Opponents	.273	57	57	1843	285	503	101	14	39	259	749	.406	190	34	329	52	.350	13	38	36	64

LOB - Team (398), Opp (387).

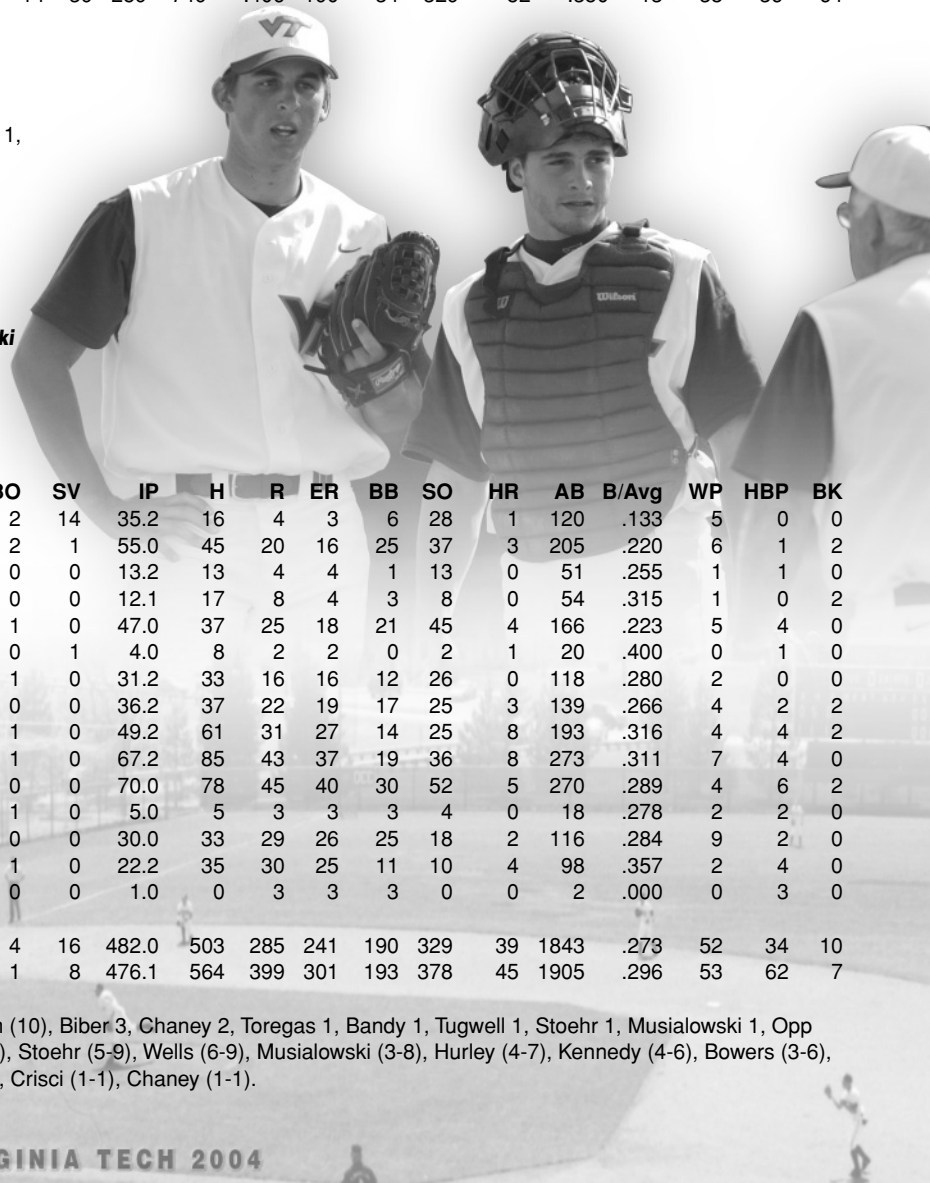
DPs turned - Team (60), Opp (51).

CI - Team (0), Opp (5).

IBB - Team (7), Tugwell 2, Kalish 2, Adams 1, Harris 1, Toregas 1, Opp (2).

Picked off - Harris 3, Toregas 2, Stanton 2, Kalish 1, Beall 1, Winterfeldt 1, Adams 1.

Coach Chuck Hartman pays a visit to pitcher Jay Musialowski and catcher Wyatt Toregas.



PITCHING

Player	ERA	W	L	APP	GS	CG	SHO/CBO	SV	IP	H	R	ER	BB	SO	HR	AB	B/Avg	WP	HBP	BK	
Matt Dalton	0.76	3	1	29	0	0	0	2	14	35.2	16	4	3	6	28	1	120	.133	5	0	0
Ryan Kennedy	2.62	6	2	11	7	0	0	2	1	55.0	45	20	16	25	37	3	205	.220	6	1	2
Jake Chaney	2.63	1	0	4	1	0	0	0	0	13.2	13	4	4	1	13	0	51	.255	1	1	0
Brett Cory	2.92	0	1	5	2	0	0	0	0	12.1	17	8	4	3	8	0	54	.315	1	0	2
Nicky Bowers	3.45	4	1	26	3	0	0	1	0	47.0	37	25	18	21	45	4	166	.223	5	4	0
David Londrey	4.50	0	0	2	0	0	0	0	1	4.0	8	2	2	0	2	1	20	.400	0	1	0
Jay Musialowski	4.55	2	1	11	2	1	1	1	0	31.2	33	16	16	12	26	0	118	.280	2	0	0
Scott Stoehr	4.66	3	1	18	0	0	0	0	0	36.2	37	22	19	17	25	3	139	.266	4	2	2
Josh Biber	4.89	5	3	10	8	0	0	1	0	49.2	61	31	27	14	25	8	193	.316	4	4	2
Andrew Wells	4.92	4	4	15	12	0	0	1	0	67.2	85	43	37	19	36	8	273	.311	7	4	0
Jeff Landing	5.14	4	4	14	12	0	0	0	0	70.0	78	45	40	30	52	5	270	.289	4	6	2
Mike Crisci	5.40	0	0	3	0	0	0	1	0	5.0	5	3	3	3	4	0	18	.278	2	2	0
M.J. Hurley	7.80	2	3	9	7	0	0	0	0	30.0	33	29	26	25	18	2	116	.284	9	2	0
Seth Bandy	9.93	0	2	10	3	0	0	1	0	22.2	35	30	25	11	10	4	98	.357	2	4	0
Marc Tugwell	27.00	0	0	1	0	0	0	0	0	1.0	0	3	3	3	0	0	2	.000	0	3	0
Totals	4.50	34	23	57	57	1	5	4	16	482.0	503	285	241	190	329	39	1843	.273	52	34	10
Opponents	5.69	23	34	57	57	11	4	1	8	476.1	564	399	301	193	378	45	1905	.296	53	62	7

PB - Team (11), Toregas 9, Londrey 2, Opp (6). **Pickoffs** - Team (10), Biber 3, Chaney 2, Toregas 1, Bandy 1, Tugwell 1, Stoehr 1, Musialowski 1, Opp (11). **SBA/ATT** - Toregas (24-43), English (4-10), Londrey (8-10), Stoehr (5-9), Wells (6-9), Musialowski (3-8), Hurley (4-7), Kennedy (4-6), Bowers (3-6), Landing (3-5), Bandy (4-4), Biber (0-3), Dalton (2-3), Cory (0-2), Crisci (1-1), Chaney (1-1).

FIELDING

(Sorted by fielding percentage)

Player	C	PO	A	E	FLD%	DPs
David Londrey	60	49	11	0	1.000	1
Philip Beall	23	23	0	0	1.000	0
Matt Dalton	13	1	12	0	1.000	0
Jay Musialowski	13	12	1	0	1.000	0
Josh Biber	10	4	6	0	1.000	1
Ryan Kennedy	5	0	5	0	1.000	1
Brett Cory	3	0	3	0	1.000	0
Billy Hardee	1	1	0	0	1.000	0
Mike Crisci	1	0	1	0	1.000	0
Chris Winterfeldt	435	415	17	3	.993	43
David McDonald	123	114	8	1	.992	13
Wyatt Toregas	271	229	39	3	.989	3
Brad Bauder	149	141	6	2	.987	1
Jed English	60	48	11	1	.983	0
Marc Tugwell	308	135	167	6	.981	53
Tom Blaszak	21	11	9	1	.952	2
Spencer Harris	268	75	178	15	.944	36
Matt Kalish	80	73	1	6	.925	0
Chris Stanton	185	34	133	18	.903	15
Andrew Wells	10	1	8	1	.900	0
Sheldon Adams	68	61	0	7	.897	0
Jeff Landing	14	3	9	2	.857	1
Jeff Monaco	7	2	4	1	.857	0
Seth Bandy	7	0	6	1	.857	1
Nicky Bowers	6	0	5	1	.833	0
Scott Stoehr	6	1	4	1	.833	0
Jake Chaney	6	0	5	1	.833	1
Joel Miller	17	13	1	3	.824	0
M.J. Hurley	3	0	1	2	.333	0
Joe Daly	0	0	0	0	.000	0
Totals	2173	1446	651	76	.965	60
Opponents	2064	1429	525	110	.947	51



Andrew Wells was second on the team in innings pitched last year as a freshman.

MISCELLANEOUS

MULTIPLE-HIT GAMES

	2	3	4	5+	Tot
Chris Stanton	22	6	1	1	30
Marc Tugwell	14	8	4	-	26
Spencer Harris	17	4	-	-	21
Wyatt Toregas	13	6	2	-	21
Brad Bauder	9	5	1	-	15
Matt Kalish	9	2	-	-	11
Sheldon Adams	5	4	-	-	9
Chris Winterfeldt	6	1	1	-	8
David McDonald	3	2	-	-	5
David Londrey	2	2	-	-	4
Jed English	-	2	-	-	2
Philip Beall	2	-	-	-	2
Jay Musialowski	1	-	-	-	1
Joel Miller	1	-	-	-	1
TEAM	104	42	9	1	156

MULTIPLE-RBI GAMES

	2	3	4	5+	Tot
Wyatt Toregas	8	3	3	2	16
Marc Tugwell	8	6	1	1	16
Chris Stanton	11	2	1	-	14
Brad Bauder	6	2	1	2	11
Spencer Harris	5	1	-	-	6
Chris Winterfeldt	2	2	-	1	5
David McDonald	4	-	-	-	4
David Londrey	-	2	-	1	3
Matt Kalish	3	-	-	-	3
Sheldon Adams	2	-	1	-	3
Joe Daly	2	-	-	-	2
Jed English	1	-	1	-	2
Joel Miller	1	-	-	-	1
Philip Beall	1	-	-	-	1
TEAM	54	18	8	7	87

Sophomore M.J. Hurley is competing for a spot in the starting rotation.





CHUCK HARTMAN ► HEAD COACH

Virginia Tech baseball coach Chuck Hartman earned the highest recognition a collegiate coach can receive when he was inducted into the American Baseball Coaches Association Hall of Fame during the ABCA's annual convention this past January in San Antonio, Texas.

Hartman's latest honor came just a little over a year after his induction into the Virginia Tech Sports Hall of Fame in November 2002, and it was magnified by the fact that he is already a member of the National Association of Intercollegiate Athletics Hall of Fame. Hartman was inducted into the NAIA Hall in 1989 for his achievements at High Point College (now University), where he coached for 19 years

before coming to Tech in 1979. When you add his 1996 entry into the Salem-Roanoke Baseball Hall of Fame and his selection for the Gaston (N.C.) County Hall of Fame in 1979, Hartman is now a member of five halls of fame.

The Tech skipper's widespread recognition has come not only because he has been one of the best at winning on the playing field, but also because he has always been a credit to the game he loves when he's off the field.

Hartman is entering his 26th season at Virginia Tech and his 45th season overall. His 1,372 career wins rank him third among active Division I baseball coaches in victories and place him fourth all-time.



HARTMAN'S CAREER

44 SEASONS AS HEAD COACH AT COLLEGE LEVEL: 1,372-728-8

19 YEARS AT HIGH POINT COLLEGE:

1960	8-13	
1961	9-14	
1962	13-14	
1963	13-12	
1964	16-13	
1965	18-13	Carolinas Conference champs
1966	23-11	
1967	29- 9	Carolinas Conference champs
1968	19-20	
1969	27-16	Carolinas Conference champs
1970	30- 9	Carolinas Conference champs
1971	35-11	CC champs; District 26 champs; Area VII runner-up
1972	34- 9	CC champs; District champs; Area champs; NAIA Nationals; ranked 5th nationally
1973	32-11	CC champs; ranked 16th nationally
1974	32-10	District champs; Area champs; NAIA Nationals; ranked 5th nationally
1975	42- 6	CC champs, District champs; Area runner-up; ranked 9th nationally
1976	34-13	Ranked 12th nationally
1977	37-12	CC champs; ranked 10th nationally
1978	32- 9	CC champs; District champs; ranked 9th nationally

Tot. 483-225

25 YEARS AT VIRGINIA TECH:

1979	28-14	State champs
1980	30-18	
1981	48- 9	State champs; Metro champs (Reg. season); ranked 20th nationally
1982	50- 9	State champs; ranked 9th nationally
1983	34-14	
1984	41-17	
1985	50-16-1	Ranked 24th nationally
1986	38-21	
1987	32-16-1	
1988	40-20	
1989	35-22	
1990	36-22	
1991	24-30	
1992	34-17-1	
1993	34-15	
1994	32-26	Metro Tournament champs; NCAA
1995	34-24	Tied for 1st in Metro (Reg. season)
1996	35-24	Atlantic 10 West Division champs
1997	34-28	A-10 Tournament champs; NCAA
1998	28-22-2	
1999	42-17	A-10 Tournament champs; NCAA
2000	35-24-2	A-10 Tournament champs; NCAA
2001	29-28-1	
2002	33-26	Tied for 1st in BIG EAST (Reg. season)
2003	34-23	

Tot. 889-503-8



Coach Chuck Hartman at his most recent hall of fame induction.

TOP DIVISION I BASEBALL COACHES BY VICTORIES

(Rankings prior to start of 2004 season)

ACTIVE

Augie Garrido, Texas	1,430
Gene Stephenson, Wichita State	1,406
Chuck Hartman, Virginia Tech	1,372
Larry Hays, Texas Tech	1,350
Mike Martin, Florida State	1,293

ALL-TIME

Augie Garrido, Texas	1,430
Cliff Gustafson, Texas	1,427
Gene Stephenson, Wichita State	1,406
Chuck Hartman, Virginia Tech	1,372
Larry Hays, Texas Tech	1,350

Hartman's overall coaching record is 1,372-728-8, while his current record at Tech is 889-503-8.

Hartman and the Hokies have enjoyed some of their greatest success in recent years. In 2002, Tech shared the regular-season BIG EAST Conference championship with Notre Dame. In 2001, the Hokies posted four wins against Notre Dame and finished second in the BIG EAST Tournament. Tech won the Atlantic 10 Conference Tournament in 2000, 1999 and 1997, earning a berth in an NCAA Regional each year. During the Hokies' 1997 NCAA appearance, Hartman's Tech

baseball squad upset 10th-ranked Southern California in the opening game of the South II Regional. In 1996, Hartman was inducted into the Salem-Roanoke Baseball Hall of Fame and his Hokies won the A-10 West Division title. After directing the Hokies to a share of the 1995 Metro Conference regular-season championship, Hartman was voted the league's coach of the year. And in 1994, Hartman guided the Hokies to a Metro Tournament title and an NCAA bid.

One of the veteran coach's crowning achievements came in 1992 when he became just the ninth

baseball coach in Division I history to win 1,000 games. The milestone victory came when Tech defeated Liberty University, 11-4, on April 27, and was sweetened by the fact it occurred during the Hokies' 100th year of baseball.

Hartman's formula for success has been built on more than wins. It has been built on his extensive knowledge of the game and his aggressive coaching style. It's been built on his personable, open-door approach as a "players' coach." It's been built on the respect and admiration he's earned as one of college baseball's top goodwill ambassadors.

Hartman's many contributions to baseball have been recognized by a wide range of organizations. The Home Plate Club of the Washington (D.C.) metropolitan area has presented him a prestigious Lifetime Achievement in Baseball Award. He has also received the Willie Duke Lifetime Achievement Award presented by the Raleigh (N.C.) Hot Stove League. In 1986, Hartman was voted the Division I Baseball Coach of the Year in Virginia by the state college sports information directors, an honor he garnered again in 1992, 1993 and 1997. In 1989 and again in 1995, Hartman was named the Metro Conference Baseball

Coach of the Year.

In 1984, Hartman was named to the coaching staff of the United States All-Star team that competed in the World Amateur Championships in Cuba. During the summer of 1985, he was in charge of the offense for the USA baseball team that toured Korea, Japan, the United States and played in the Intercontinental Cup in Canada.

During his tenure at Virginia Tech, Hartman has had five players compete for the United States in international competition and 12 players earn All-America honors. In the fall of 1991, Tech pitcher Brad Clontz competed in the inaugural USA Baseball Trials for Olympic candidates. Over Tech's 17-year association with the Metro Conference, 46 different Tech players earned All-Metro Conference honors under Hartman. In 1996, the Hokies' first season in the Atlantic 10 Conference, Tech outfielder Kevin Barker was the league's player of the year. Following the 1998 season, outfielder Matt Griswold earned the same honor and freshman pitcher Pat Pinkman was the league's rookie of the year. In 1999, Tech freshman pitcher Jason Bush was the A-10 rookie of the year. Tech players were named the MVP of the Atlantic 10 Championships in

Continued on following page



Continued from page 13
1999 and 2000. Following the 2003 season, Tech senior second baseman Marc Tugwell was named the BIG EAST Co-Player of the Year and pitcher Matt Dalton became the first pure relief pitcher in league history to be named first-team All-BIG EAST.

During his coaching career, Hartman has had four players drafted in the first round (three of whom were not drafted out of high school) and a total of 77 players sign with the pros, including 53 at Tech. One of his Tech players, pitcher Brad DuVall, was a first-round pick in 1987 and '88.

As a player, Hartman made his mark at the University of North Carolina through determination and hard work. He graduated from UNC in 1957 with a B.A. in physical education and earned a master's degree in education from Carolina a year later.

In 1958, Hartman landed a job as tennis coach and assistant basketball coach at High Point College. He also helped out in baseball, where, in the middle of the 1959 season, the head coach resigned.

When Hartman assumed the head coaching duties, High Point had won just eight games in the previous three seasons. By his sixth year, the Panthers won the Carolinas Conference championship, the first baseball title ever for the school.

Before he left High Point to move to Tech in 1979, Hartman directed his teams to 10 conference titles, five district championships and twice led a team to the NAIA National Tournament. His High Point clubs posted nine consecutive seasons of 30 wins or more, and six of his players earned All-America recognition.

Hartman was named the Carolinas Conference Coach

of the Year five times, District 26 Coach of the Year six times and the NAIA Area VII Coach of the Year in 1976. He was named to the Gaston (N.C.) County Hall of Fame in 1979.

In his first four seasons at Tech, Hartman directed the Hokies to three state championships before the competition was discontinued. His 1981 squad won a school-record 48 games, only to be outdone by his 1982 and 1985 teams, which each registered 50 victories.

Three of Hartman's Tech teams have finished the season ranked in the national polls. The 1981 team was ranked 20th by *Baseball America* and 29th by *Collegiate Baseball*. The Hokies' 1982 team finished ninth in the *Baseball America* poll, while the 1985 squad was rated 24th by the same publication. Hartman's Tech teams have won 30 or more games in 21 of his 25 seasons at the school and 40 or more games on six occasions. Fifteen of Tech's last 23 teams have hit .300 or better.

Tech has finished second nationally in home runs on three occasions during Hartman's tenure — 1982, 1986 and 1988. The Hokies have finished among the top 12 teams in homers eight times under Hartman and have finished nationally ranked in scoring six times and slugging percentage four times. Hartman's 1981 Tech team ranked fourth nationally in batting and third in both home runs and scoring. In 1995, the Hokies finished the season ranked 12th in home runs, 15th in fielding percentage and 22nd in double plays.

Hartman is married to the former Ellen Eaves of High Point. He is an avid golfer, hunter and fisherman, and was a collegiate basketball official for more than 20 years before retiring in 1987.



HARTMAN'S PRO SIGNEES

HIGH POINT COLLEGE

- 1962 Bob Boles (Giants)
- 1964 Joe Keith (Pirates)
- 1965 Joe Forte (Reds)
- 1967 Forrest Dover (Mets)
- 1968 Ray Blossie (Tigers)
- 1969 Don Hickey (Orioles)
- 1970 John Euler (Orioles)
- Nick Periozzo (Padres)
- 1971 Fred Grice (Senators)
- David Mitcham (Giants)
- 1972 Ron Slingerman (White Sox)
- Bob Hickey (Indians)
- Bill Hegland (Astros)
- 1973 Bill Updegraff (Athletics)
- Dean Boger (Athletics)
- Joe Turnbull (Pirates)
- 1974 Bob Worthington (Rangers)
- Burke Suter (Red Sox)
- 1975 Otis Foster (Red Sox)
- Al Brumfield (Padres)
- 1976 Dan England (Cubs)
- 1977 Billy Sorrell (Yankees)
- 1978 Kevin Keene (Yankees)
- Jim Mugele (Reds)

VIRGINIA TECH

- 1979 Dave Grier (Brewers)
- Harold Williams (Braves)
- 1980 Mike Rhodes (Cardinals)
- 1982 Franklin Stubbs (Dodgers)
- Brian Rupe (Twins)
- Jay Phillips (Royals)
- 1982 Ray Perkins (Astros)
- Jimmy Foit (Rangers)
- Jim Stewart (Twins)
- 1982 Mark Krynitsky (Brewers)
- 1983 Rick Knapp (Rangers)
- 1983 John Patton (Rangers)
- Wayne King (Rangers)

VIRGINIA TECH

- 1985 Bean Stringfellow (Braves)
- Billy Plante (Red Sox)
- 1986 George Canale (Brewers)
- Tim Buheller (Red Sox)
- David Potts (Astros)
- 1988 Brad DuVall (Cardinals)
- Trey McCoy (Rangers)
- Greg Ferguson (Athletics)
- Randy Berlin (Cardinals)
- 1989 Mike Conte (Athletics)
- Casey Waller (Phillies)
- 1990 Mike Williams (Phillies)
- Greg Margheim (Reds)
- Len Wentz (Reds)
- 1991 Clint Creed (Expos)
- Joe McIntyre (Phillies)
- 1992 Brad Clontz (Braves)
- Josh Haggas (Mets)
- Les Jennette (Salt Lake/Independent)
- 1993 Dee Dalton (Cardinals)
- J.R. Hawkins (Dodgers)
- 1994 Denny Hedspeth (Dodgers)
- 1995 Bo Durkac (Diamondbacks)
- 1996 Kevin Barker (Brewers)
- Brian Fitzgerald (Mariners)
- Charlie Gillian (Twins)
- 1997 Denny Wagner (Athletics)
- Kevin Kurilla (Phillies)
- Kris Turberville (Reds)
- 1998 Jon Hand (Cardinals)
- 1999 Austin Rappé (White Sox)
- Barry Gauch (White Sox)
- Matt Griswold (Orioles)
- 2000 Larry Bowles (Angels)
- 2001 Ian Ostlund (Tigers)
- Addison Bowman (Red Sox)
- 2002 Joe Saunders (Angels)
- Jason Bush (Marlins)
- Chip Runyon (Royals)
- 2003 Marc Tugwell (Phillies)
- Matt Dalton (Blue Jays)

JAY PHILLIPS ► ASSOCIATE HEAD COACH

Jay Phillips enters his 13th season as a full-time assistant on Coach Chuck Hartman's staff with the new title of associate head coach. Phillips is in charge of coordinating the Hokies' recruiting efforts, coaching the infielders and overseeing the overall defense.

"Jay has done an outstanding job here," Hartman said. "He works extremely hard in recruiting and has a broad knowledge of infield play. He also has a lot to do with the closeness and camaraderie we've had on our teams.

"His greatest assets are his enthusiasm and his ability to communicate with people. He was an outstanding player at Virginia Tech, and he is an outstanding coach here."

Phillips' work on the recruiting trails has helped the



Hokies to four NCAA appearances and championships in three different conferences during the past 10 years. Defensively, Tech has fielded .960 or better as a team in eight of Phillips' 12 seasons. All but one of Tech's career records for

putouts and assists at the infield positions have been set during Phillips' tenure on the staff.

Tech has led the BIG EAST in double plays two of its three seasons in the league. In 2000, Tech set a school record for double plays with 66.

Phillips was a four-year letterman and three-year starter for Hartman at Tech from 1979 through 1982. The Fairfax, Va., native earned All-Metro Conference honors at third base as a sophomore, before moving to second base for his last two seasons. He hit .338 during his Tech career and still ranks fourth among the Hokies' all-time stolen base leaders with 82. Tech compiled a 156-50 record during Phillips' four years, including a 98-18 record over his last two seasons.

Phillips was drafted by the Kansas City Royals in 1982 and spent three years in the Royals' organization and one in the Milwaukee Brewers' system. He returned to Tech as a graduate assistant on the coaching staff for the 1987-88 school year. He was an assistant coach at Oakton High School for one season before moving to George Mason University as an assistant in June 1989. Phillips was a member of the GMU staff for two years prior to accepting his current position at Tech in August 1991.

Phillips, who holds a bachelor's degree in history from Tech, is married to the former Kathy Morris of Newport News, Va. They have a daughter, Jordan, 17, and a son, Joey, 13.

JON HARTNESS ► ASSISTANT COACH

Jon Hartness is beginning his 14th season on Coach Chuck Hartman's staff at Virginia Tech. Hartness will be in his third season working with the Hokies' hitters, after serving nine seasons as Tech's pitching coach. He also coaches the outfielders and oversees the Virginia Tech Dugout Club.

Last year, under Hartness' tutelage, Marc Tugwell was the BIG EAST Co-Player of the Year and joined teammate Chris Stanton as one of the league's top five hitters. In 2003, Tech led the BIG EAST in batting during conference games with a .323 team average. Five of the team's seven non-freshman starters turned in their best offensive seasons.

"Every time Jon has taken on a new duty at Virginia Tech he has been successful," Hartman said. "He did a good job with our outfielders when

he first joined the staff, and he did an outstanding job with our pitchers. Now we are looking for his work with our hitters to help make our offense more productive."

Hartness, a former pitcher for Hartman and the Hokies, joined the Tech coaching staff in 1990 and coached the outfielders. In 1991, he took on the added responsibility of setting the Hokies' defense during games. The following year, he began working primarily with Tech's pitching staff.

During his nine years as pitching coach, Hartness worked with first-round draft picks Joe Saunders and Denny Wagner. He also worked with Tech's top-winning left-hander, Brian Fitzgerald, and top-winning right-hander, Jason Bush, as well as the Hokies' all-time strikeout leader, Jon Hand, and career saves record-holder, Charlie Gillian.



Gillian was a freshman All-American in 1994 and a third-team All-American in 1996. Pat Pinkman earned freshman All-America honors in 1998, Bush followed suit in 1999 and Saunders became the Hokies' third-straight freshman A-A pick in 2000.

As a player at Tech, Hartness was a four-year letterman for Hartman. He

finished his collegiate pitching career with 14 wins, eight losses and nine saves, and held a share of the school single-season record for pitching appearances (28) until 1994. As a sophomore in '85, he pitched a nine-inning no-hitter, beating Utica College, 1-0.


The Richmond, Va., native saw members of his pitching staff duplicate that feat three times. Fitzgerald no-hit James Madison during the 1995 season, then three Tech pitchers combined for another nine-inning no-hitter against Howard in 1996. During the 2000 season, Bush hurled a seven-inning no-hitter against LaSalle.

Hartness, who holds a B.S. in sports management from Tech, is married to the former Connie Thomas of Roanoke, Va. They have a son, Jared Thomas, 13, and a daughter, Taylor Grace, 11.

ANTHONY EVERMAN ► VOLUNTEER COACH

Anthony Everman, a former first baseman and pitcher at Loras College in Dubuque, Iowa, is entering his first season as a volunteer coach on the Virginia Tech baseball staff. Everman will work with Tech's outfielders and serve as the Hokies' bullpen coach.

A native of Castalia, Iowa, Everman played baseball at Coe College for one season before transferring to Loras where he played two seasons for Coach Carl Tebon. His senior year, he served as an undergraduate coach after suffering a broken arm prior to the season. He helped with the infielders and outfielders and assisted with hitting.



Everman, who was an academic all-conference pick as a player, graduated in December with a degree in physical education.

JIMMY LAWRENCE ► ATHLETIC TRAINER

Athletic trainer Jimmy Lawrence has earned both respect and popularity through his outstanding work with Virginia Tech student-athletes during the past 25 years.

Lawrence, who is certified by the National Trainers Association, began working at Tech in 1979 as a graduate assistant trainer for football, basketball, baseball and wrestling. He was promoted to assistant trainer in 1981 and coordinated the training duties for all men's sports except football for 19 seasons. Lawrence is beginning his 25th season working with Tech baseball.

The Elliston, Va., native served as the trainer for the United States Baseball Federation Junior National Team during the summers of 1987 and 1988. He also accompanied the U.S. Senior National Team to Taiwan for the International Harbor Baseball Tournament during the fall of '88.



Lawrence received his bachelor's degree in health and physical education from Emory & Henry in 1979 and a master's degree in physical education from Tech in 1981. As an undergraduate, he worked for four years as a student trainer.

Lawrence is married to Peg Morse, who is the director of information systems for Virginia Tech athletics. In his spare time, he enjoys carpentry and woodworking.

THE DUGOUT CLUB

The Virginia Tech Hammerin' Hokies Dugout Club is an organization designed for alumni, friends and fans of the university who have a special interest in Tech baseball.

Membership in the Dugout Club requires a minimum yearly donation of \$25. The Club's five membership levels and gifts are: Single (\$25-\$49) tax deduction, media guide; Double (\$50-\$99) tax deduction, media guide, t-shirt; Triple (\$100-\$199) tax deduction, media guide, t-shirt, hat; Home Run (\$200-\$499) tax deduction, media guide, t-shirt, hat, sweatshirt; Grand Slam (\$500 and up)) tax deduction, media guide, t-shirt, hat, sweatshirt, golf shirt.

The Dugout Club has helped fund facility improvements, including the renovation of the baseball locker room and the addition of security fencing and lights at English Field.

For more information on the Dugout Club contact Jon Hartness at (540) 231-3098 or by e-mail at hartness@vt.edu.



Marianne Baffi
Secretary



Eric Cross
Assistant Equipment Manager




Denie Marie
Facilities Manager (English Field)



Casey Underwood
Facilities Manager



Heidi Robinson
Student Trainer




Brad Bauder
Undergraduate Coach



8
SHELDON ADAMS
 OF, 5-11, 190, L/L
 1VL, SOPHOMORE
 BIG STONE GAP, VA.

Is expected to see action in center field this spring after spending most of his time in left field last season ... Possesses the speed to run balls down in the outfield, but must become a more consistent overall player, both offensively and defensively ... Showed ability in both phases at times during his freshman year ... Has some pop at the plate but must make more contact ... Tied for the team lead in walks in 2003, but also struck out 42 times ... Hit over .300 against right-handed pitchers and could be platooned in center with right-handed hitting freshman Nate Parks ... Should see his share of playing time ... Will be counted on to pick up his offensive production to help counter the loss of four-year starter Brad Bauder ...

2002-03: Saw action in 48 games as a freshman ... Started 44 games, including 41 in left field ... Also had two starts as the



Sheldon Adams

designated hitter and one in center field ... Got his first start at High Point and went 1-for-1 with a run scored and four walks ... Picked up three hits and four runs batted in during a win at No. 10 Richmond ... Also had three-hit games against East Tennessee State and Pittsburgh and during the Hokies' second meeting with Richmond in Blacksburg ... Put together a 21-for-56 streak at the plate (.375) over the Hokies' last 16 regular-season games

... Closed out the season with a .287 batting average ... Collected five doubles, three triples and four home runs ... Drove in 17 runs and scored 29 ... His 22 walks tied for tops on the team ... Hit .298 in BIG EAST games ...

High School: Lettered four years as a center fielder for Coach Jim Kelly at Powell Valley High ... Was named first-team all-district and all-region and second-team all-state his senior year ... Hit .369 that season with five home runs and 17 runs batted in ... Smacked 14 home runs his junior year when he earned first-team all-district, all-region and all-state honors ... Also gained all-district and all-region recognition after batting .380 with three homers as a sophomore ... Played in the Virginia High School League East-West All-Star game following his senior year ... Earned three letters as a tailback in football, rushing for 1,330 yards his senior season ... Excelled as a sprinter in track, winning the state Group A 100-meter dash outdoor championship in 2002 ...

Personal: Sheldon Todd Adams ... Born 12/22/83 ... Son of Bill and Sue Adams ... Enrolled in human nutrition, foods and exercise.

	G	AB	R	H	RBI	BAvg	BB	SO	2b	3b	HR	TB	SB-SBA
2003	48	143	29	41	17	.287	22	42	5	3	4	64	0- 2



16
EDDIE ASHWELL
 P, 6-0, 190, R/R
 R-FRESHMAN
 WESTMINSTER, MD.

Is working to make up for lost time after missing the 2003 season ... Did not participate in 2002 fall practice due to a sore elbow ... Underwent surgery in January 2003 and redshirted ... Completed his rehab from the injury during this past fall ... Entered pre-season practice ready to pitch ... A fastball-slider pitcher with a good arm ... Possesses a lot of raw talent ... Works hard ... Can help the pitching staff this spring if he gets command of his pitches ...

2002-03: Did not participate in 2002 fall practice ... Was redshirted after undergoing surgery to his right elbow in January 2003 ...

High School: Named the Carroll County Player of the Year as a senior ... Posted a 6-1 record on the mound and carried a 1.88 earned run average ... Fanned 56 batters in 40.2 innings of work ... Also contributed at the plate with a .300 batting average and six home runs ... Participated in the Crown All-Star game and was a Team Maryland player ... Lettered three seasons for Coach Guy Stull at Westminster High ... Got playing time as an infielder as well as a pitcher ... Carried a 5-1 pitching mark and a 2.34 ERA his junior season ... Registered 40 strikeouts ... Batted .330 with a homer ...

Personal: Eddie Ashwell ... Born 8/5/84 in Montgomery County, MD ... Son of Ed and Joanne Ashwell ... Enrolled in residential property management.



13
SETH BANDY
 P, 6-0, 185, R/L
 3VL, R-SENIOR
 PEMBROKE, VA.

An experienced left-hander who has battled injuries since his freshman year ... Is coming off his second shoulder surgery ... Was cleared to start throwing when pre-season practice opened ... How quickly he can regain his strength and form is still a question ... Originally, strained his rotator cuff during a game at Virginia on May 1, 2001 ... Underwent surgery a month later ... Missed the 2002 season ... Returned to the mound for 10 appearances in 2003 ... Had his second surgery during the summer ... When healthy, he can throw three different pitches for strikes and keep hitters off balance ... Enjoyed a successful freshman season in 1999 ... If he is physically able, he can help the Hokies' this spring ...


2002-03: Pitched in 10 games, including three as a starter ... Worked 22.2 innings ... Pitched a scoreless inning of relief with a strikeout in wins against Liberty and Georgetown ... Started and pitched a season-high 4.2 innings against Virginia Commonwealth ... Had four strikeouts in that game but suffered a loss ... Was 0-2 on the season ...

Continued on following page

BANDY *Continued from page 17*

2001-02: Was held out of competition and redshirted while working to regain his pitching form following shoulder surgery ...

2000-01: Was limited by shoulder problems ... Pitched in just nine games, including only one after April 11 ... Worked a total of 16 innings ... Started and pitched a season-high four innings at High Point, but suffered a loss ... Earned a save with a scoreless inning of work against nationally-ranked Notre Dame ... Drew a second start against VMI, but pitched just two innings and did not figure in the decision ... His only appearance in the Hokies' final 25 games was a



Seth Bandy

brief relief stint against VCU in Blacksburg ... Finished the season 0-1 with a 9.00 earned run average ... Carried a 4.50 ERA in his three BIG EAST appearances ... Tied for second on the team with four pickoffs ... Underwent shoulder surgery in June ...

1999-00: Made the team as a walk-on during fall practice ... Appeared in 14 games, seven as a starter ... Carried a 2-2 record and a 4.70 earned run average ... Limited opponents to a .268 batting average, the lowest figure among Tech's pitchers ... His first five appearances were in relief ... Made his first start on Mar. 30

against Radford ... Pitched into the seventh inning of that game, allowing just three runs, but did not get a decision ... Worked 7.1 innings in a loss to VCU ... Made his first conference start on Apr. 17 against Xavier and posted his first victory ... Worked six innings, allowing just two hits and one run ... Carried a no-hitter over the first 5.1 innings of that game ... Gave up just two earned runs and struck out five in a start at Dayton, but suffered a 3-2 loss ... Limited GW to one run and six hits over six innings in a win during the second round of the A-10 Championship ... Pitched 4.2 innings of relief against Southern California during NCAA Regional, allowing two runs ...

High School: Lettered three seasons as a pitcher for Coach Bruce Frazier at Giles High School ... Was 3-6 on the mound his senior season, but registered 92 strikeouts in 55 innings and finished with a 1.70 earned run average ... One of his wins was a no-hitter ... Was team captain and MVP as a senior ... Posted a 4-2 record as a junior and was 2-1 his sophomore season ... Fanned 61 batters in 37 innings his junior year ... Earned all-district honors as a junior and senior ... Named to *The Roanoke Times*' All-Timesland second team in 1999 ... A three-time winner of academic excellence awards from both the Three-Rivers District and Virginia High School League ... Member of the National Honor Society ...

Personal: Gregory Seth Bandy ... Born 5/21/81 in Roanoke, VA ... Son of Greg and Virginia Bandy ... Earned his B.S. in mechanical engineering and is now working toward a master's in engineering.

	W	L	IP	H	R	ER	ERA	BB	SO	G	S	CG	SHO	SV
2000	2	2	51.2	52	29	27	4.70	33	23	14	7	1	0	0
2001	0	1	16.0	27	20	16	9.00	11	10	9	2	0	0	1
2002	0	2	22.2	35	30	25	9.93	11	10	10	3	0	0	0
Totals	2	5	90.1	114	79	68	6.78	55	43	33	12	1	0	1



18

COLIN BEAL

INF, 6-2, 185, R/R
FRESHMAN
BLACKSBURG, VA.

Will back up Chris Stanton at third base this season as a freshman ... Joined the team as a walk-on in the fall ... Possesses good tools ... A steady defensive player with a good arm ... Showed progress as a hitter during the fall ... Has a chance to see some playing time if he is consistent at the plate ...

High School: Lettered two seasons as an infielder for Coach Jim Shockley at Blacksburg High ... Carried a team-leading .446 batting average as a senior ... Also led the team in home runs (5), doubles (7) and runs batted in (23) ... Named first-team All-Timesland by *The Roanoke Times* ... Picked second-team all-district as a junior and senior ... Batted .375 his junior season, driving in 11 runs and scoring 10 ... Lettered twice in basketball and one year in football ... Was an AP National Scholar in 2003 ...

Personal: Colin McCartney Beal ... Born 2/8/85 in Blacksburg, VA ... Son of Bill and Linda Beal ... Enrolled in general engineering.



15

PHILIP BEALL

OF, 5-10, 170, R/R
1VL, SOPHOMORE
DUMFRIES, VA.

Is expected to platoon in right field with left-handed hitting Matt Kalish early in the season ... Spent more of his time in left field last year as a freshman, but did have seven starts in right ... Has performed well at the plate both of his two fall seasons at Tech ... Is still trying to duplicate that offense during the spring after hitting just .164 over 30 games last season ... Needs to focus on developing consistency in his overall game ... Has the ability and arm to be a good defensive outfielder ... Showed that potential at times in 2003 and during the fall ... Has improved his swing and made some adjustments at the plate ... Will see more playing time if he stays focused and puts the ball in play more consistently this spring ...


2002-03: Started 12 games in left field and seven in right ... Played in a total of 30 games ... Went 2-for-4 with three runs scored and two runs batted in during Tech's second game against Georgetown ... Hit his only home run of the season in that game ... Had two hits, including a triple, against Virginia in Salem ... Finished the season with a .164 batting average ... Scored 10 runs and drove in four ...

High School: A three-year letterman as an outfielder for Coach John Colantuoni at C.D. Hylton High ... Helped team to two district titles and a Northwest Region championship ... Hit .350 as a senior, driving in 17 runs and scoring 24 ... Stole 17 bases and cracked three home runs ... Batted .385 as a junior and .417 his sophomore



season ... Stole 10 bases and hit three homers as a sophomore ...
Personal: Philip Dane Beall ... Born 2/17/84 in Miami, FL ... Son of Terrance Beall and Mercy Beall ... Enrolled in university studies.

	G	AB	R	H	RBI	BAvg	BB	SO	2b	3b	HR	TB	SB-SBA
2003	30	67	10	11	4	.164	9	25	1	1	1	17	0- 2




26
JOSH BIBER
P, 6-4, 220, R/R
2VL, SENIOR
SUCCASUNNA, N.J.

Is being counted on for a big senior season ... Was on his way to an outstanding season in 2003 before being slowed by a sore elbow ... Underwent successful surgery during the summer ... Threw in the fall and is back to 100 percent for the upcoming season ... Will battle for the top spot in the pitching rotation, which he held for the first half of last season ... Has worked hard to improve during his Tech career ... Combines size with experience and a good arm ... Has gained a good command of his pitches ... Should be one of the Hokies' leaders in 2004 ...

2002-03: Got off to a great start, posting a 5-0 mark over his first six starts ... Pitched seven shutout innings and allowed just four hits in a victory at High Point ... Gave up just one run and five hits in 7.2 innings for a win at Seton Hall ... Also picked up wins against Kent State, Cornell and Georgetown ... Suffered his first loss in a 3-1 decision to Boston College ... Developed a sore elbow and lasted just two-thirds of an inning in a loss at West Virginia ... Was limited to a pair of brief relief appearances over the final five weeks of the season ... Finished the season with a 5-3 record and a 4.89 earned run average ... Saw action in a total of 10 games, pitching 49.2 innings ...

2001-02: Worked a total of 29 innings ... Saw action in 12 games, three as a starter ... Posted a 2-1 record ... Pitched 4.2 innings of relief at Richmond, but was not involved in the decision ... Earned a win with two shutout innings of relief at St. John's ... Started and pitched six innings against VMI for another victory ... Registered a personal-best six strikeouts in that game ... Lost to Richmond as a starter in his last appearance of the season ... Finished the year with 24 strikeouts and 16 walks ...

2000-01: Pitched in eight games, including one as a starter ... Worked a total of 15 innings and finished the season with an 0-1 record and a 3.60 earned run average ... Five of the six runs he allowed came in his lone start at Virginia ... Pitched 3.1 innings in that game and took the loss ... Posted a 0.77 ERA in his seven relief




Josh Biber

outings, yielding just one run in 11.2 innings ... Hurling 5.2 innings of shutout relief in a game at Radford, but did not get a decision ...

High School: Lettered four years as a pitcher for Coach Greg Trotter at Roxbury High ... Was 2-4 as a senior, striking out 75 batters in 44 innings ... Posted a 2.18 earned run average and earned all-conference honors ... Fanned 88 batters in 70.1 innings as a junior ... Carried a 2-6 record with a 3.40 ERA ... Helped team win county championships his first two seasons ... An all-state quarterback in football who led his team to its only state championship in 1998 ...

Personal: Joshua Edward Biber ... Born 12/11/81 in Manassas, VA ... Son of Marcia Hastings and Jeff Biber ... Enrolled in math education.

	W-	L	IP	H	R-	ER	ERA	BB	SO	G	S	CG	SHO	SV
2001	0-	1	15.0	19	6-	6	3.60	3	6	8	1	0	0	0
2002	2-	1	29.0	41	28-	26	8.07	16	24	12	3	0	0	0
2003	5-	3	49.2	61	31-	27	4.89	14	25	10	8	0	0	0
Totals	7-	5	93.2	121	65-	59	5.67	33	55	30	12	0	0	0



5
TOM BLASZAK
INF, 5-8, 160, R/R
2VL, JUNIOR
BLACKSBURG, VA.

A steady performer who knows how to play the game ... Has seen action in 38 games in a variety of roles ... Will compete for the second base duties this season after serving as a solid backup at both middle infield positions the past two seasons ... Combines good speed with solid defensive ability ... Could see increased action if he shows consistency at the plate ...


2002-03: Played in 20 games ... Got starts at second base against Kent State and East Tennessee State ... Singled in a run in Tech's first game against Morehead State ... Scored twice in the Hokies' second game with the Eagles ... Went 1-for-2 in a win over Georgetown ... Batted .214 for the season ...

2001-02: Got a hit and drove in a run against The Citadel in his first collegiate at bat ... Also scored a run in that game ... Stole a base against Western Michigan ... Contributed a hit and a run scored in a win over Pittsburgh ... Started games at second base against Radford (twice) and VMI ... Went 2-for-3 and drove in two runs against Radford at English Field ... Saw duty as a pinch-hitter and pinch-runner ... Played in a total of 18 games ... Hit .235 with nine runs scored ...

High School: Earned first-team All-Timesland, all-district and all-region after batting .431 as a senior at Blacksburg High ... Played shortstop for Coach Jim Shockley ... Stole 13 bases and drew 16 walks ... Had nine doubles and scored 24 runs ... Struck out just two times ... Led the district in hitting with a .509 average as a junior ... Contributed 17 stolen bases and scored 24 runs on the way to all-district and all-region honors ... Also led the district in hits, runs scored, stolen bases and on-base percentage ... Walked 13 times and struck out only twice ... Helped the team to a 27-13 record over his two seasons ... Earned letters in basketball and indoor track ...

Personal: Thomas Scott Blaszak ... Born 9/20/83 in Buffalo, NY ... Son of Dennis and Kathy Blaszak ... Majoring in biology.

	G	AB	R	H	RBI	BAvg	BB	SO	2b	3b	HR	TB	SB-SBA
2002	18	17	9	4	3	.235	1	6	0	0	0	4	1- 2
2003	20	14	5	3	1	.214	0	2	0	0	0	3	0- 0
Totals	38	31	14	7	4	.226	1	8	0	0	0	7	1- 2



2

NICKY BOWERS

P, 6-2, 170, R/R
1VL, SOPHOMORE
STUART, VA.

Will become the Hokies' bullpen closer after serving as the setup man to All-BIG EAST reliever Matt Dalton last season ... Is fiercely competitive and has the pitches to be successful in the role ... Needs to get a little better command, but likes to have the ball in his hand ... Proved to be a valuable performer last year while appearing in 26 games, second-highest on the team ... Was pressed into action as a starter late in the season, but appeared more comfortable coming out of the pen ... Carried a 2.30 earned run average in his 23 appearances as a reliever ... Will be watched closely to see how he adjusts to the job ...

2002-03: Took the mound 26 times, all but three in relief ... Served mainly as a late-inning setup man ... Was forced into a starting role late in the year when injuries struck the staff ... Registered 47 innings of work, allowing just 37 hits ... Struck out 45 batters while walking 21... Held opponents to a .223 batting average ... Finished 4-1 with a 3.45 ERA ... Gave up just five runs (four earned) during his first 16 appearances ... Earned a win in his first outing of the year at Campbell ... Also earned victories in relief against Villanova and VMI ... Made his first start against St. John's and picked up a win with 5.1 innings of work ... Struck out nine batters during that outing ... Suffered his lone loss in a start against Notre Dame ...

High School: Played shortstop and pitched for Coach Philip Stegell at Patrick County ... Lettered three seasons ... Struck out 74 batters in 39 1/3 innings of work his senior year ... Posted a 0.71 earned run average ... Contributed four home runs and hit .413 on the way to all-district honors as a shortstop ... Named second-team all-state as a utility player ... Played some first base his junior year, earning all-district recognition ... Carried a .472 batting average and posted nine homers that year ...

Personal: Nicholas Dwayne Bowers ... Born 8/26/84 in Stuart, VA ... Son of Dwayne and Karen Bowers ... His uncle, Tim Bowers, played baseball for Tech in the mid-1980s ... Enrolled in physical education.

	W	L	IP	H	R	ER	ERA	BB	SO	G	S	CG	SHO	SV
2003	4	1	47.0	37	25	18	3.45	21	45	26	3	0	0	0

2003 START CHART

Catcher: Wyatt Toregas 41, Jed English 8, David Londrey 8;
First Base: Chris Winterfeldt 45, David McDonald 12;
Second Base: Marc Tugwell 55, Tom Blaszak 2; **Shortstop:** Spencer Harris 57; **Third Base:** Chris Stanton 54, Marc Tugwell 2, Jeff Monaco 1; **Left Field:** Sheldon Adams 41, Philip Beall 12, Matt Kalish 3, Chris Stanton 1; **Center Field:** Brad Bauder 56, Sheldon Adams 1; **Right Field:** Matt Kalish 38, Philip Beall 7, Jay Musialowski 6, Joel Miller 4, Wyatt Toregas 2; **Designated Hitter:** David McDonald 19, Wyatt Toregas 13, David Londrey 12, Joe Daly 7, Jed English 3, Sheldon Adams 2, Chris Stanton 1.



22

JAKE CHANEY

P, 6-2, 220, R/R
R-JUNIOR
BLOWING ROCK, N.C.

Heads into the season as one of the leading candidates for the top spot in Tech's pitching rotation ... Was in the same position last season before seeing his hopes ended by a shoulder injury after just four appearances ... Suffered torn cartilage in his right shoulder ... Missed the rest of the season after undergoing surgery ... Still has



Jake Chaney

two seasons of eligibility after being awarded a medical redshirt year ... Completed his rehab work during the fall and is ready to pitch ... Brings command of three pitches to the mound ... Knows how to hold base runners ... Transferred to Tech after serving as a closer for two years at Charlotte ... Moved to a starting role during his first fall with the Hokies ... Can be a real asset to the Tech pitching staff if he returns to form ...

2002-03: Pitched in just four games before being sidelined by a sore shoulder that required surgery ... Posted a 1-0 record and 2.63 earned run average in 13.2 total innings of work ... Struck out 13 batters and

walked one during his brief playing time ... His win came in a start against East Tennessee State ...

UNCC: Pitched two seasons as a reliever for Charlotte ... Finished among Conference USA's leaders in saves with a team-high five as a freshman in 2001 ... Also posted three wins that season and struck out 22 batters as the 49ers' closer ... Fanned eight batters in a game against Penn State ... Registered wins against George Washington, Memphis and High Point ... Saw action in seven games as either a DH or pinch hitter ... Had three hits in a game against UNC Greensboro in his only start of the season ... Made 22 appearances on the mound during the 2002 season ... Finished 0-1 with five saves and a 4.38 earned run average ... Struck out 21 batters and walked 11 in 24.2 innings of work ...

High School: Named Northwest 4-A Conference Player of the Year his senior season at Watauga High ... Was 10-2 on the mound with a 0.89 ERA and 104 strikeouts in 80 innings ... Also saw action at third base for Coach Pete Hardee, batting .372 with five home runs ... Earned all-state honors and was team MVP ... Won first-team all-district honors as a pitcher his junior year and was second team as a third baseman ... Hit .441 with five homers and had a 3.42 ERA on the mound ... Helped his team to conference regular season and tournament championships each of his last two seasons ... Played in the state all-star baseball game following his senior year ...



Personal: Jacob Adam Chaney ... Born 10/29/81 in Boone, NC ... Son of Neville and Trimella Chaney ... Was a North Carolina scholar-athlete ... Is majoring in residential property management.

	W- L	IP	H	R- ER	ERA	BB	SO	G	S	CG	SHO	SV
2003	1- 0	13.2	13	4- 4	2.63	1	13	4	1	0	0	0



34

BRETT CORY

P, 6-2, 215, R/R


1VL, R-SOPHOMORE

MIDLOTHIAN, VA.

Is expected to contend for a spot in the starting rotation after receiving a medical redshirt last season ... Only pitched in five games during the 2003 season ... Returned to work during the fall after recovering from a sprained right elbow ligament ... Will be looked to for a lot of innings this spring ... Has worked as both a reliever and a starter ... Knows how to pitch and has command of a variety of pitches ... Gained some valuable experience during his 20 appearances as a freshman ... Got off to a rocky start, but recovered nicely ... Fourteen of the 23 runs he allowed in 2002 came during three outings ... Carried a 2.25 earned run average over his other 17 appearances ... Started three games and pitched 38.1 innings ... Brings a competitive attitude to the mound ... His return should give the pitching staff a boost this spring ...

2002-03: Pitched in five games before being sidelined by a sore elbow ... Missed the rest of the season and received a medical redshirt ... Posted a 0-1 record and a 2.92 earned run average during his brief action ... Worked a total of 12.1 innings ...

2001-02: Came to Tech with a sprained right elbow suffered during the summer ... Did not pitch during fall scrimmage work, but was third on the team in appearances during the season with 20 ... Allowed eight runs in his first three outings, then went seven consecutive appearances without allowing a single run ... Pitched two shutout innings of relief for a save against Charlotte ... Started three games ... Lasted just 1.1 innings in his first start and did not get a decision in his second ... Turned in a complete-game gem in his third start, allowing just one earned run in an 8-2 victory against Virginia ... Struck out seven batters and did




Brett Cory

not walk a man in the win ... Also picked up a win with 2.2 innings of no-hit, no-run relief against West Virginia ... Worked a total of 38.1 innings ... Struck out 30 batters and walked 12 ... Finished with a 2-1 record, one save and a 5.17 earned run average ... Posted a 3.97 ERA in conference games ...

High School: Lettered four seasons as a pitcher and utility player ... Put together a 7-1 record and 0.83 earned run average as a senior for Coach Dennis Moody at Midlothian High ... Fanned 74 batters in 59 innings ... Carried a .350 batting average with 15 runs scored, two homers and nine RBIs ... Hurlled a two-hitter with nine strikeouts against L.C. Bird ... Pitched 10 innings in a victory over Monacan ... Gained All-Metro, all-district and all-region honors as a pitcher ... Was 3-3 on the mound as a junior ... Registered 54 strikeouts in 38.2 innings and compiled a 1.66 ERA ... Batted .346 his junior year with eight runs scored and six batted in ... Gained second team all-district honors as a pitcher ... Also named all-district as a pitcher/utility man as a sophomore ... Helped his team to district titles in 1998 and 2001 ...

Personal: Brett McKenzie Cory ... Born 3/27/83 in Richmond, VA ... Son of Brian and Christie Cory ... Is studying history.

	W- L	IP	H	R- ER	ERA	BB	SO	G	S	CG	SHO	SV
2002	2- 1	38.1	54	23- 22	5.17	12	30	20	3	1	0	1
2003	0- 1	12.1	17	8- 4	2.92	3	8	5	2	0	0	0
Totals	2- 2	50.2	71	31- 26	4.62	15	38	25	5	1	0	1



25

JOE DALY

C, 5-9, 190, R/R

1VL, SOPHOMORE

DANVILLE, VA.


Filled a role as a pinch-hitter and a designated hitter for the Hokies last year as a freshman ... Also served as a bullpen catcher ... Will likely be called on to handle the same duties in 2004 ... Has good bat speed and generates some power ... Is coming on as a hitter ... Still needs to relax and show a little more patience at the plate ... Will be a candidate of the DH spot against left-handed pitching ...

2002-03: Started seven games as the designated hitter ... Also saw duty as a pinch-hitter ... Played in a total of 17 games ... Batted .148 with six runs batted in ... Had a single and two RBIs in Tech's opener at Campbell ... Hit a home run in Tech's win at No. 10 Richmond ... Also contributed two runs and two RBIs in that game ... Doubled and scored a run at Morehead State ... Drove in a run and doubled in a game at Seton Hall ...

High School: Earned three letters as a third baseman for Coach Scooter Dunn at George Washington High ... Named all-district at third as both a junior and senior ... Also made the team as a designated hitter his sophomore year ... Hit .280 as a senior with four home runs and 15 RBIs in 18 games ... Carried a .300 batting average his junior year and contributed a pair of homers ... Also had two homers as a starter his sophomore season ... Batted .305 that year ... Excelled in American Legion play during the summer, hitting .415 and belting 10 home runs in 2002 ...

Personal: Joseph Robert Daly ... Born 6/23/84 in Danville, VA ... Son of Pat and Cathy Daly ... Enrolled in psychology.

	G	AB	R	H	RBI	BAvg	BB	SO	2b	3b	HR	TB	SB-SBA
2003	17	27	4	4	6	.148	6	9	2	0	1	9	0- 0



12

JED ENGLISH

C, 5-11, 205, R/R

3VL, R-SENIOR

ALEXANDRIA, VA.

A veteran player who contributes with both his bat and his defense ... Selected as the All-BIG EAST catcher by the league coaches heading into the 2003 season ... Only saw action in 12 games before suffering torn cartilage in his shoulder that required surgery ... Did not return to action and received a medical redshirt year ... Is expected to share the catching duties with Wyatt Toregas this season ... Could also be used at first base or as a designated hitter to keep his bat in the lineup ... Will be counted on to bat in the middle of the batting order and drive in runs ... Knows how to handle a bat ... Also knows how to handle pitchers ... Can help control the running game with his arm ... Became an everyday player in mid-March of his freshman season and went on to earn first-team All-Atlantic 10 Conference honors ... Hit .368 that season and finished second on the team in RBIs with 45 ... Earned all-tournament honors at the A-10 Championship ... Has started a total of 102 games behind the plate ... Is at his best in league games ... A healthy return would give the Hokies a huge boost ...

2002-03: Rated the catcher with the best arm in the BIG EAST by *Baseball America* ... Was also listed as the preseason BIG EAST designated hitter by that publication ... Only got to play in 12 games before being sidelined by shoulder problems ... Started 11 of those games, including eight behind the plate ... Hit .300 with three doubles and two home runs during his playing time ... Drove in 12 runs and scored seven ... Also had two stolen bases ... Left the lineup before Tech entered BIG EAST play ...

2001-02: Started 45 games behind the plate and six as the designated hitter ... Carried a .312 batting average for the season and a .345 mark for BIG EAST games ... Finished with 14 doubles, three home runs and 31 runs batted in ... Was hit by pitches eight times ... His 21 strikeouts were the second-lowest total among the Hokies' everyday players ... Went 3-for-4 with three RBIs and a run scored in a win over LeMoyne ... Was 4-for-5 with two runs batted in and two scored during a win at Villanova ... Homered and doubled in a win at Georgetown ... Knocked in five runs and scored four in that game ... Collected a pair of hits and scored three runs in a victory at Boston College ... Hit .331 over his last 40 games ...

2000-01: Hit .281 over 49 games while splitting time as a catcher and designated hitter ... Started 48 games, including 26 behind the plate ... Carried a .338 batting average in BIG EAST games ... Finished fourth on the team in runs batted in with 32 ... Contributed nine doubles and four home runs, three of which came in conference games ... Was hit by pitches seven times, tying for the team lead ... Went 4-for-7 with three runs scored and two RBIs during a pair of games with Old Dominion ... Was 3-for-4 with three RBIs and three runs scored in a win over St. John's ... Drove in three runs during a 9-8 win over Notre Dame, including the game-winner with two outs in the bottom of the eighth inning ... Went 4-for-5 with three RBIs, two doubles and a home run in a home win over Villanova ... Drew five walks during a double-header with Seton Hall ... Had six hits in 12 at bats during a three-game series at West Virginia ... Posted four RBIs during a double-header with Georgetown ... Batted .333 with runners in scoring position during the season ...


1999-00: Played in 47 games, starting 23 behind the plate and 19 as the designated hitter ... Batted .403 in A-10 games with 24

RBIs in 19 games ... Batted .417 with runners on base and .390 with runners in scoring position ... Finished third on the team in multiple-hit games (16) and tied for second in multiple-RBI games (11) ... Hit two homers and drove in seven runs during Tech's three-game series at UMass ... Posted three hits, including a pair of doubles, in a win at Virginia ... Hit safely in 20 of 22 outings during the heart of the season ... Registered three hits and four RBIs in a loss at Liberty ... Knocked in eight runs with two doubles and a pair of home runs during a three-game sweep of La Salle ... Hit five home runs for the season and scored 30 runs ... Struck out only 12 times in 152 at bats ... Committed just two errors behind the plate ...

High School: A four-year letterman as a catcher for Coach Mike Ginn at West Potomac High School ... Batted .460 as a senior on the way to all-district, all-region and second-team all-state honors ... Was named second team on *The Washington Post* All-Metro team ... Earned second-team all-district recognition after hitting .405 his junior season ... Was first-team all-district and second-team all-region as a sophomore ... Selected the team's MVP all three seasons ...

Personal: John Edward English ... Born 1/26/81 in Louisville, KY ... Son of Pepper English and John English ... Enrolled in family financial management.

	G	AB	R	H	RBI	BAvg	BB	SO	2b	3b	HR	TB	SB-SBA
2000	47	152	30	56	45	.368	19	12	14	0	5	85	3- 5
2001	49	160	22	45	32	.281	20	31	9	0	4	66	0- 0
2002	54	192	37	60	31	.312	14	21	14	0	3	83	1- 1
2003	12	40	7	12	12	.300	6	6	3	0	2	21	2- 2
Totals	162	544	96	173	120	.318	59	70	40	0	14	255	6- 8



32

MATT FOLEY

C, 5-9, 190, R/R


FRESHMAN

LANSLOWNE, VA.

A highly-regarded newcomer who has the potential to make an impact this season with his offensive skills ... Has arm strength and solid ability behind the plate, but stands third in the Hokies' catching rotation behind senior Jed English and junior Wyatt Toregas ... Tech's coaches will find a way to get him in the lineup at another position because of his bat ... Will be used as a designated hitter ... Could also be tried in the outfield ... Proved to be one of the team's best hitters during the fall ... Makes contact and has some pop in his bat ... Uses the whole field ... Has a bright future with the Hokies ...

High School: A two-time first-team pick on *The Washington Post's* All-Metro Team ... Was named the *Post's* Player of the Year as a senior ... A four-year varsity starter behind the plate for Coach Mark Gjormand at James Madison High ... Posted a career batting average of .485 and struck out just 10 times in 350 career at bats ... Hit .498 and set school season records for home runs (7) and walks (21) ... Drove in 34 runs ... Named district and region player of the year ... Earned first-team all-state honors ... Set a school record with a .540 batting average his junior season and added season records for doubles (11) and RBIs (38) ... Helped team to a 29-0 record and a state title ... Led the district in hitting three straight seasons, earning first team all-district honors each year ... Was a two-time first-team all-region selection ... Lettered two years as a quarterback and punter on the the football team ... Played in the VHSL All-Star baseball game following his senior season ...

Personal: Matthew P. Foley ... Born 10/4/84 in Fairfax, VA ... Son of Paul and Jill Foley ... Enrolled in university studies.



23
GREG FRYMAN
P, 6-5, 185, R/R
FRESHMAN
GIBSONIA, PA.

Made a big impression during the fall while making the team as a walk-on ... Has what it takes to become a successful college pitcher ... Shows good poise on the mound ... Throws in the upper-80s ... Has improved his breaking ball and is developing a changeup ... Possesses command of his pitches and will come after hitters ... Should continue to get better as he adds more strength to his 6-5 frame ... His progress during preseason practice will help determine his role this season ... Has a bright future ...

High School: Lettered three seasons as a pitcher/first baseman for Coach Bill Stoops at Deer Lakes High ... Posted a 6-2 record on the mound his senior season ... Struck out 60 batters and walked just 13 during 53 innings of work ... Carried a .345 batting average ... Earned first-team all-section honors ... Earned extra effort award from KDKA and was a first-team pitcher on the *Valley News Dispatch* all-star team ... Lettered three years as a forward on the basketball team ... A member of the National Honor Society ...

Personal: Gregory Michael Fryman ... Born 9/8/84 in Pittsburgh, PA ... Son of Bob and Linda Fryman ... Enrolled in general engineering.



31
MIKE HOFFMANN
P, 6-5, 205, L/L
FRESHMAN
RICHMOND, VA.

Another fall walk-on who has shown good potential ... Adds some much-needed left-handed depth to the Tech staff ... Struggled at times throwing strikes, but settled down near the end of the fall ... Has a good breaking ball ... Could serve as a situational pitcher against left-handed hitters ... May get the opportunity to play a bigger role if he continues to progress as the season goes along ...

High School: Was a pitcher and first baseman at St. Christopher's ... Earned three letters while playing for Coach Tony

Szymendera ... Posted a 3-3 record and 3.10 earned run average on the mound ... Struck out 58 batters in 47 innings pitched ... Carried a .320 batting average ... Also won three games on the mound his junior year ... Finished with a 2.40 ERA and 53 strikeouts in 60 innings ... Batted .328 with 13 runs batted in and 16 runs scored ...

Personal: Michael Thomas Hoffmann ... Born 8/5/85 in Richmond, VA ... Son of George and Katherine Hoffmann ... Enrolled in business.



9
M.J. HURLEY
P, 6-5, 220, R/R
1VL, SOPHOMORE
WILMINGTON, N.C.

A talented pitcher who will challenge for a spot in the Hokies' starting rotation ... Could be outstanding if he gains command of his pitches ... Showed signs of doing that during the final weeks of fall practice ... Gained a lot of valuable experience while pitching in nine games last season as a freshman ... Possesses excellent size and a good arm ... Has good velocity and movement on his fastball ... Was listed as one of the Top 5 newcomers in the BIG EAST Conference by *Baseball America* prior to last season ... Has a chance to become a big contributor ...

2002-03: Started seven games and pitched in nine during his freshman season ... Suffered a loss in his first outing at Campbell and did not get a decision against Kent State in his second start ... Worked five full innings against Cornell allowing three hits and two runs to earn his first collegiate win ... Picked up another win with seven innings against Virginia ... Gave up just four hits and struck out five batters during that outing ... Wasn't as fortunate in his second start against UVa, lasting three innings and taking a loss ... Finished the season with a 2-3 record and 7.80 earned run average ... Pitched a total of 30 innings ... Only pitched one-third of an inning in BIG EAST action ... That came in relief at Pittsburgh ...

High School: Was named Hoggard High's MVP and the conference player of the year after registering an 11-1 pitching mark in 2002 ... Carried a 0.46 earned run average and struck out 101 batters in 76.1 innings ... Earned all-state honors and played in the North Carolina-South Carolina All-Star game ... Turned in a 6-3 record and 1.89 ERA as a junior ... Fanned 76 batters that season in 55.2 innings on the mound ... Helped his team to a 42-10 record and a conference championship during his varsity career ... Was a two-year letterman for Coach Jeep St. Ledger ...

Personal: Michael John Hurley ... Born 3/11/84 in Wilmington, NC ... Son of Mike and Pam Hurley ... Enrolled in university studies.

	W-	L	IP	H	R-	ER	ERA	BB	SO	G	S	CG	SHO	SV
2003	2-	3	30.0	33	29-	26	7.80	25	18	9	7	0	0	0

hokiesports.com

The best online source for fast, accurate coverage of all Hokie sports teams and events!

• Media Guides • Results • Press releases • Features • Statistics • Photos



7
MATT KALISH
OF, 6-0, 185, L/L
2VL, JUNIOR
MIAMI, FLA.

An up and down player who has put together some stretches of outstanding play during his first two seasons ... Needs to develop into an everyday player ... Was Tech's primary starter in right field last season ... A left-handed hitter who could be platooned in right or left against right-handed pitching ... Combines speed with a good arm ... Has the ability to be a good hitter if he stays focused ... Must learn to utilize his speed ... Needs to eliminate some of the valleys and become a more consistent player ... Will be a big plus in 2004 if he is successful ...

2002-03: Started the season fast with hits in 15 of 17 games ... Was batting .351 after his first 24 outings ... Had three hits in outings against Seton Hall and Georgetown ... Tied a school record with two triples in a game against Morehead State ... Scored five runs and had four hits in two games against Morehead ... Homered in his second game against Georgetown ... Had two hits and two RBIs in a win at UConn ... Twenty-three of his 36 hits came during his first 18 games, leaving him with a season average of .254 ... Played in a total of 46 games, starting 38 games in right field and three in left ... Contributed five doubles, two triples and a homer ... Drove in 17 runs and scored 27 ... Stole five bases in six attempts ...

2001-02: Played in 20 games ... Started seven games in left field and two in right field ... Finished with a .205 batting average ... Scored nine runs and had two doubles and two runs batted in ... Went 1-for-3 with a double, two runs batted in and a run scored during a loss to Western Michigan ... Contributed a double and scored a key run in a road win at Charlotte ... Drew two walks and scored two runs in a BIG EAST win against Pittsburgh ... Was 2-for-4 in the second game of a double-header against Notre Dame ...

High School: Lettered two seasons as an outfielder for Coach Manny Fernandez at Killian High ... Hit .360 as the team's lead-off hitter his senior year ... Scored 32 runs and drove in 22 ... Hit two home runs and was 12-for-12 in stolen bases ... His team was rated as high as No. 4 in the nation by *USA Today* ... Team finished 24-5 with four one-run losses in 2001 ... Played on back-to-back district championship squads ... Named Comeback Player of the Year after missing most of his junior season due to medical problems ...



Personal: Matthew Scott Kalish ... Born 9/21/82 in Dallas, TX ... Son of Kenneth and Alicia Kalish ... Studying mechanical engineering.

	G	AB	R	H	RBI	BAvg	BB	SO	2b	3b	HR	TB	SB-SBA
2002	20	39	9	8	2	.205	4	14	2	0	0	10	0- 0
2003	46	142	27	36	17	.254	13	31	5	2	1	48	5- 6
Totals	66	181	36	44	19	.243	17	45	7	2	1	58	5- 6



29
RYAN KENNEDY
P, 6-0, 190, R/L
1VL, R-SOPHOMORE
PUNTA GORDA, FLA.

Made a positive impact in his first season ... Was named Freshman All-America by *Collegiate Baseball* despite missing the last four weeks of the season with a stress fracture in his elbow ... Led the team in wins with six ... Had the lowest earned run average among the starters and second-lowest overall ... Held opposing batters to a .220 average ... Did not have to undergo surgery ... Rested his arm during the summer and sat out fall practice ... Has been cleared to pitch ... Transferred to Tech from the University of Florida where he was redshirted in 2002 ... Entered school in January 2003 and quickly established himself as a quality starter ... A polished left-hander who knows how to pitch ... Can throw three pitches for strikes ... Will be in the thick of the competition for a starting spot once again if he regains his form ... One of Tech's best when healthy ...

2002-03: Transferred from UF and entered Tech in January ... Pitched in 11 games until being sidelined by a sore elbow ... Started seven games and led the team in wins with six ... Was 6-2 with a 2.62 earned run average when he was forced out of action ... Got his first start at High Point and went seven innings for a win ... Allowed seven hits and one run ... Lasted just two innings in a loss to Kent State ... Pitched four innings of shutout relief for a save against Cornell ... Excelled in a seven-inning relief appearance at No. 10 Richmond ... Gave up just three hits and one unearned run to earn a victory ... Started at Seton Hall and allowed just one hit over seven shutout innings to post another victory ... Limited Villanova to two hits and no runs in 6.2 innings for a win, then turned in seven strong innings for a victory against Boston College ... Registered his fifth straight win by allowing one run in 6.1 innings at UConn ... Pitched five innings before leaving the mound in a loss at Rutgers ... Did not return to action ... Finished with 55 innings under his belt ... Gave up just 45 hits ... Struck out 37 batters, but walked 25 ...

Florida: Was redshirted while attending the University of Florida as a freshman in 2001-02 ...

High School: Posted a 26-4 pitching mark during four varsity seasons for Coach Dave Tollett at Charlotte High ... Was named third-team all-state as a senior and honorable mention as a junior ... Finished his senior season 8-3 with a 1.95 earned run average and 92 strikeouts in 70 innings ... Was 9-1 on the mound his junior year ... Posted a 1.67 ERA and fanned 74 batters in 54 innings ... Pitched a perfect game during the district playoffs ... Had a combined 16-1 record during summer competition in 2000 and 2001 ...

Personal: Ryan Matthew Kennedy ... Born 4/18/83 in Ft. Myers, FL ... Son of Steve and Lauri Kennedy ... Enrolled in interdisciplinary studies.

	W	L	IP	H	R	ER	ERA	BB	SO	G	S	CG	SHO	SV
2003	6	2	55.0	45	20	16	2.62	25	37	11	7	0	0	1




33
JOSH KEY
 INF, 6-2, 235, R/R
 FRESHMAN
 NORTON, VA.

Made a big impression with his bat after joining the team as a walk-on during the fall ... Has worked some at first base, but is most likely to see time as a designated hitter and pinch-hitter ... Possesses a solid work ethic ... Makes good adjustments at the plate ... Can hit the ball hard to all fields ... Was Tech's top hitter during its fall Hokie World Series, batting .433 ... Could be an important contributor offensively ...

High School: Attended Coeburn High until the second semester of his senior year when he transferred to Burton High ... Lettered each of his last three seasons of baseball while seeing action as an outfielder, a first baseman and a pitcher ... Batted .480 with seven home runs for Coach Mack Shupe his senior year at Burton ... Carried a .550 batting average as a junior when he also banded seven homers ... Hit over .500 and contributed five home runs as a sophomore ... Gained honorable mention all-state honors as an outfielder in 2003 and as a first baseman in 2002 ... Named second-team all-state as a utility player his sophomore year ... Was named all-district, all-Southwest Virginia and all-region all three seasons ... Was a four-year letterman in football and earned two letters in basketball ... A member of the National Honor Society ...

Personal: Joshua Ray Key ... Born 1/19/85 in Johnson City, TN ... Son of Bobby and Ruth Key ... Enrolled in university studies.



17
JEFF LANDING
 P, 6-3, 195, R/R
 2VL, JUNIOR
 JAMESTOWN, N.C.

An experienced performer with excellent ability ... Worked the most innings on the Tech staff last season ... Earned a spot in the Hokies' weekend rotation and will be a top contender again this spring ... Possesses a good arm ... Mixes up his pitches and throws strikes ... Is still working to reach his full potential ... Was used mainly in mid-week games as a freshman in 2002 ... Finished with three wins in his last four starts ... Is being looked to for a big year ... Could play a key role in the Hokies' fortunes ...

2002-03: Was the starter in 12 of his 14 appearances, pitching a team-high 70 innings ... Registered a 4-4 record and 5.14 earned run average ... His 52 strikeouts were the most on the team ... Had seven strikeouts in 4.2 innings at Charleston Southern but did not get a decision ... Gave up just one hit in four shutout innings of relief against Kent State, but once again was not involved in the decision ... Allowed just six hits in eight innings of work against Cornell but took a loss ... Picked up his first win with six innings of two-hit ball at

Morehead State ... Fanned a season-high nine batters in that win ... Went eight innings at Georgetown for a win, allowing five hits and just two runs ... He struck out four and did not issue a walk ... Also posted wins against UConn and St. John's, going six innings in both games ... Suffered a loss at Seton Hall despite allowing two runs ... Lost two decisions to Rutgers when the Hokies managed a combined total of two runs ...

2001-02: Six of his 14 appearances on the mound were starts ... Pitched a total of 45.2 innings with a 5.91 earned run average ... Turned in a 3-2 overall record and was 3-1 as a starter ... Pitched 5.2 innings against LeMoyne in his first start but did not get a decision ... Suffered a loss in relief to Pittsburgh and lost a start to Virginia ... Picked up his first win with a nine-inning, six-hit outing against Radford ... Allowed just one run in that game and struck out four batters ... Worked 6.1 innings to register a win against East Tennessee State ... Had a season-high seven strikeouts on the way to a win against Virginia Commonwealth ... Gave up just six hits and two runs in eight innings of work against the Rams ... Appeared in just four BIG EAST games, all in relief ...

High School: Turned in a 7-3 pitching mark and 1.83 earned run average as a senior for Coach Reid Holmes at Southwest Guilford High ... Struck out 87 batters in 72.2 innings ... Also played in the outfield and batted .305 with 21 RBIs, five doubles and three homers ... Helped team to the second round of the state playoffs ... Named one of the Top 50 prospects in the state of North Carolina by *Baseball America* ... Runner-up for conference player of the year award ... Won the team's MVP award ... All-conference and all-state ... Played in East-West All-Star game ... Registered a 7-2 record as a junior with three saves and a 2.92 ERA ... Struck out 48 batters in 55 innings ... Batted .450, scoring 23 runs and driving in 15 ... Had seven doubles, two triples and two home runs ... All-area and all-conference ... Team was 43-12 over his last two varsity seasons ...

Personal: Jeffrey Michael Landing ... Born 7/31/83 in Durham, NC ... Son of Frank and Tina Landing ... Is studying management.

	W-	L	IP	H	R-	ER	ERA	BB	SO	G	S	CG	SHO	SV
2002	3-	2	45.2	58	36-	30	5.91	14	26	14	6	1	0	0
2003	4-	4	70.0	78	45-	40	5.14	30	52	14	12	0	0	0
Totals	7-	6	115.2	136	81-	70	5.45	44	78	28	18	1	0	0



36
DAVID LONDREY
 C, 6-4, 220, R/R
 1VL, R-SOPHOMORE
 RICHMOND, VA.

Answered the call last year when catchers Jed English and Wyatt Toregas were both nursing injuries ... Started eight games behind the plate and did a great job ... Worked well with the pitching staff ... Also surprised people with his bat ... Spent time as the designated hitter after Toregas returned ... Hit over .300 for much of the season until suffering a broken nose when hit by a pitch in the VMI game ... Had just one hit the rest of the season ... A true team player, he made two appearances as a pitcher late in the year when injuries depleted the Tech staff ... His ability to communicate with Tech's pitchers makes him a real asset in the bullpen ... Will be a plus for the Hokies in whatever role he fills this spring ...

2002-03: Was pressed into starting duty early in the season due to injuries at the position ... Started seven consecutive games behind the plate ... Carried a .393 batting average during that stretch ...

Continued on following page



LONDREY *Continued from page 25*


Went 3-for-5 with three runs scored and three batted in against Kent State in his first start ... Also had three hits and three RBIs against Cornell ... Collected two doubles in that game ... His early success earned him some time at designated hitter later in the season ... Drove in five runs with a double and home run during a win over Georgetown ... Made two short stints as a relief pitcher in May, earning a save with three innings of work against Campbell ... Saw action in a total of 28 games ... Made 12 starts at DH and eight as a catcher ... Batted .250 with seven doubles, a homer and 15 runs batted in ... Suffered a broken nose when hit by a pitch in the VMI game, but returned to action ...

2001-02: Was redshirted while serving as the Hokies' bullpen catcher ...

High School: Played his senior season at Douglas Freeman High where he was a catcher for Coach Ken Moore ... Posted a .363 batting average as a senior ... Helped the team to a Colonial District championship and the semifinals of the state AAA tournament ... Attended St. Christopher's School in Richmond before transferring to Freeman ... Carried a .435 batting average his junior season ... Was named to the all-prep team following his sophomore and junior seasons ... Also lettered two years as a quarterback in football ...

Personal: David Sherwood Londrey ... Born 10/4/82 in Greenville, NC ... Son of Greg and Joy Londrey ... Studying human development.

	G	AB	R	H	RBI	BAvg	BB	SO	2b	3b	HR	TB	SB-SBA
2003	28	72	10	18	15	.250	4	16	7	0	1	28	0- 0
	W- L	IP	H	R- ER	ERA	BB	SO	G	S	CG	SHO	SV	
2003	0- 0	4.0	8	8- 8	4.50	0	2	2	0	0	0	1	



14
DAVID McDONALD
INF, 6-2, 210, R/R
2VL, JUNIOR
PHOENIX, ARIZ.

The frontrunner for the first base duties after serving as the No. 2 man there the past two seasons ... Saw the most starting time of any Tech player at the designated hitter spot last season, but also had 12 starts at first ... Possesses a big body and good strength ... Worked hard to become one of the Hokies' most improved players defensively ... Has good offensive potential, but tends to hit in streaks ... Will focus on becoming a more consistent treat at the plate this spring ... Could give the Hokies a big boost if he is successful ...

2002-03: Served as both a first baseman and a designated hitter ... Started 19 games as the DH, tops on the team ... Also got 12 starts at first ... Played in a total of 35 games, batting .261 ... Registered four doubles, a triple and a home run ... Knocked in 15 runs and scored 15 ... Hit .333 over his first 26 games ... Went 3-for-5 with a home run, three runs scored and three RBIs in a win over Georgetown ... Doubled and drove in a run during a home win over Virginia ... Drew three walks during a game against Cornell ... Was 3-for-3 with a double, two runs batted in and a run scored at home against Richmond ... Also drew three walks in that game ... Had five walks over a two-game span twice during the season ... Committed his only error of the season in his first outing of the year ...


2001-02: Was 7-for-13 (.538) at the plate in his first five collegiate games ... Five of his seven hits during that stretch went for extra

bases — three doubles and two home runs ... Saw action in a total of 28 games ... Got 12 starts at first base and four as the designated hitter ... Hit .300 with seven doubles, a triple and two home runs ... Drove in five runs and scored 14 ... Was 3-for-4 with a double and home run in a win against Western Michigan ... Had a single, homer and two RBIs during a loss to UNC Wilmington ... Drew three walks in a game against James Madison at English Field ... Collected three hits, including a pair of doubles, in a game against Georgetown ... Also scored two runs in that game ... Ended up batting .333 in games that he started ...

High School: Was named the Male Athlete of the Year at Chaparral High for the 2000-2001 school year ... Helped the baseball team to the 4A state semifinals as a senior ... Was also a starter on the school's state championship football team ... Lettered three seasons in baseball as a third baseman for Coach Jerry Dawson ... Hit .453 in 2001 with 14 doubles, three triples, four home runs and 42 RBIs ... Scored 40 runs and had a .534 on-base percentage ... His team won the Horizon National Invitation Tournament, which included 24 teams from around the nation ... Was named to the Arizona Senior Sun Belt Team and earned all-city and all-region honors ... Drove in 37 runs as a junior when he batted .456 with 12 doubles and seven home runs ... Scored 29 runs and had an .845 slugging percentage ... Baseball team won state championships his junior and sophomore years and posted a three-year record of 86-15 ... Football squad went 28-0 and won back-to-back state titles his junior and senior seasons ... Participated in ice hockey on the club level from 1993-98 ...

Personal: David Michael McDonald ... Born 9/20/82 in Lynchburg, VA ... Son of Jim and Carole McDonald ... Enrolled in interdisciplinary studies.

	G	AB	R	H	RBI	BAvg	BB	SO	2b	3b	HR	TB	SB-SBA
2002	28	60	14	18	5	.300	11	21	7	1	2	33	0- 0
2003	35	92	15	24	15	.261	17	22	4	1	1	33	1- 2
Totals	63	152	29	42	20	.276	28	43	11	2	3	66	1- 2



11
JAY MUSIALOWSKI
P, 6-1, 185, L/R
1VL, SENIOR
DEPEW, N.Y.

A versatile player who contributed in a variety of roles last season, including a stint in the outfield ... Will be called on mostly as a pitcher and pinch-hitter in 2004 ... Was used mostly in relief last year as pitcher, but when called on to start, turned in the Hokies' only complete game of the season ... Was Tech's most effective pinch-hitter with a .444 average ... Throws right-handed and bats left-handed ... Has good movement and velocity on his fastball ... Makes contact and uses the whole field at the plate ... Even worked some as an infielder during 2002 fall practice after transferring to Tech ... An outstanding student and true team player ...

2002-03: Filled in where ever the Hokies needed him ... Pitched in 11 games, including two as a starter ... Saw spot duty in the outfield, including six games as a starter in right field ... Was Tech's most successful pinch-hitter with four hits in nine at bats (.444) ... Was 2-1 on the mound and posted the Hokies' only complete game of the season, a nine-inning shutout against Radford ... Allowed just six hits in that game ... Also won a start against Campbell, striking out six batters in six innings of work ... Suffered his lone loss in relief



against East Tennessee State despite striking out five men and yielding just one run and two hits in four innings ... Carried an overall batting average of .250 ... Drove in the winning run in an 8-7 decision over Boston College with a pinch-hit single in the bottom of the 12th inning ... Collected two hits and scored two runs in three trips to the plate during a loss to Notre Dame ...

Rochester: Attended Rochester Institute of Technology for two years and played baseball for Coach Rob Grow ... Saw action as an infielder and a pitcher ... Hit .371 his freshman year, driving in 12 runs and scoring 13 ... Posted a 1-1 record on the mound ... Pitched a complete game two-hitter against St. Lawrence University as a sophomore ... Struck out 12 batters in that game ... Had a 1-1 record and 0.47 earned run average his second season ... Finished with a .310 batting average and 15 RBIs ... Was in the honors program at RIT ... Member of the Golden Key National Honor Society ...

High School: Lettered two seasons as a pitcher and shortstop for Coach Paul Smaldone at Canisius High ... Compiled a 9-0 record on the mound as a senior and hit .415 ... Went 10-for-16 at the plate during the playoffs and was named the MVP ... Earned first-team All-Western New York honors ... Member of National Honor Society and Who's Who Among American High School Students ...

Personal: Jonathan Joel Musialowski ... Born 2/17/82 in Buffalo, NY ... Son of Chet and Ralfa Musialowski ... Majoring in marketing management.

	W	L	IP	H	R	ER	ERA	BB	SO	G	S	CG	SHO	SV
2003	2	1	31.2	33	16	16	4.55	12	26	11	2	1	0	0
	G	AB	R	H	RBI	BAvg	BB	SO	2b	3b	HR	TB	SB	SBA
2003	18	24	3	6	1	.250	6	4	0	0	0	6	1	1



28

SEAN O'BRIEN

OF/1B, 6-1, 195, L/L


FRESHMAN

CHAPPAQUA, N.Y.

A freshman who figures to see a lot of action this season ... Could have the inside track on the starting left field duties thanks to his bat ... Showed excellent offensive potential during fall workouts ... A left-handed hitter with power ... Showed signs of being able to use the whole field during the fall ... Will be given the opportunity to bat in the middle of the lineup where he can produce runs ... Is working to improve his defensive skills ... Has a chance to make an immediate impact ...

High School: Earned four letters as a first baseman/outfielder at Greeley High where he played for coaches Jim Bellantoni and Walter Allen ... Won the Section 1 triple crown his senior year ... Batted .554 with 13 home runs and 48 runs batted in ... Carried a 1.257 slugging average and struck out just four times ... Led Greeley to its first sectional final since 1975 ... Named all-league and all-section ... Selected first-team on *The Journal News* all-star team ... Team MVP ... Hit .412 as a junior with four homers and 23 RBIs ... Carried a .441 batting average his sophomore year ... Was team MVP that season after adding eight home runs and 32 runs batted in ... Named all-league both seasons ... Batted .449 for his career with 28 home runs and 118 runs batted in ... Started four years in basketball, scoring over 1,000 points during his career ...

Personal: Sean Patrick O'Brien ... Born 12/31/84 in Mt. Kisco, NY ... Son of John and Joan O'Brien ... Enrolled in university studies.



21

NATE PARKS

OF, 5-11, 170, R/R


FRESHMAN

SALEM, VA.

A newcomer with excellent speed ... Worked in center field during fall practice ... Could end up sharing playing time with sophomore Sheldon Adams if he continues to make progress ... Must continue working to develop more consistency in the field and at the plate ... Is polishing his outfield skills ... Still needs to make more contact at the plate in order to utilize his speed ... Has shown good progress ... Could develop into a valuable player for the Hokies as he adjusts to the college game ...

High School: A four-year letterman as an outfielder for Coach Larry Long at Glenvar High ... Earned all-district, all-region and all-state honors his senior season ... Batted .507 with 18 runs batted in and 33 runs scored ... Stole 30 bases and hit three home runs ... Helped team to state championship game ... Was the *Salem Times-Register* Player of the Year ... Named All-Timesland by *The Roanoke Times* ... Posted a .392 batting average as a junior and batted over .400 his sophomore season ... Was picked all-district both seasons ... Also lettered three years in football and one in track ...

Personal: Nathan Paul Parks ... Born 3/30/85 in Lakenheth, England ... Son of Terry Parks and Lonnie Sisler ... Enrolled in business.



10

ADAM REDD

P, 5-10, 170, R/R

FRESHMAN

DUMFRIES, VA.

A good competitor who could play a role in middle relief for the Hokies this spring ... Came on at the end of the fall ... Has an unusual delivery and a running fastball ... Also possesses a better than average breaking ball ... Could eventually become a setup man or closer if he gains a little more command of his pitches ... Missed last season after a bout with mononucleosis ... Works hard and has promise ...


2003: Came down with mononucleosis in October ... Was redshirted during the spring to allow more time to regain his strength ...

High School: Was named the Cardinal District and Northwest Region Player of the Year as a senior when he hit .458 with eight home runs and 33 runs batted in ... Saw action as a pitcher, catcher and shortstop during his varsity career at Hylton High ... Lettered three seasons for Coach John Colantuoni ... Finished his senior season with a 3-2 record, seven saves and a 1.83 earned run average on the mound ... Hit .340 as a junior ... Helped lead his team to district and regional titles in 2001 and a district championship in 2002 ...

Continued on following page

REDD *Continued from page 27*

Personal: Adam Richard Redd ... Born on 5/3/84 in Dallas, Texas ... Son of Roxanne Redd and Thomas Redd ... Enrolled in university studies.




4
WARREN SCHAEFFER
INF, 6-1, 175, R/R
FRESHMAN
VANDERGRIFT, PA.

A talented freshman who is slated to take over the starting shortstop duties vacated by four-year starter Spencer Harris ... Impressed the coaches with his savvy at the position during the fall ... Possesses outstanding hands ... Catches the ball extremely well ... Shows a quick release and accurate arm ... Came along offensively as fall practice progressed ... Has a chance to be a good hitter as he gains more exposure to college pitching ... Will be a key performer for the Hokies this spring ...

High School: Was named the *Pittsburgh Post-Gazette* East Player of the Year as a junior and senior at Greenburg Central Catholic ... Lettered four years as a shortstop for Coach Jack Korpar ... Batted .554 as a senior with 22 runs batted in, 20 runs scored, five doubles, three triples and three home runs ... Hit safely in 38 of 39 games over his last two seasons, including a 35-game streak ... Batted .518 as a freshman with six triples and 30 RBIs ... Missed his sophomore season following knee surgery ... Bounced back as a junior to lead the team to a PIAA Class A Championship ... Hit .534 with 49 RBIs, 10 doubles, two triples and five homers ... Drove in 18 runs during eight postseason games ... Was all-section and all-*Post-Gazette* East three times ... Finished with a career .534 batting average and 101 RBIs ... Member of the National Honor Society ... Received YMCA Scholar/Athlete Award and the Bishop Connare Scholar/Athlete Award ... During the summer of 2003 was named MVP of the NABF Palomino World Series in London, Canada after leading his team to the tournament championship ...

Personal: Warren James Schaeffer ... Born 1/28/85 in Vandergrift, PA ... Son of James and Karen Schaeffer ... Enrolled in history.



27
CHRIS STANTON
INF, 6-2, 175, R/R
2VL, JUNIOR
CENTREVILLE, VA.

Had a breakout sophomore season for the Hokies ... Was named first-team All-BIG EAST at third base ... Led the BIG EAST in triples with six and finished fifth in the league in batting and stolen bases ... Ranked fourth in hits and tied for third in runs scored ... Improved his batting average from .268 as a freshman to .392 last season ... Learned to utilize his speed ... Held down the lead-off duties in the

Tech batting order and topped the team in on-base percentage at .453 ... Led the team in multiple-hit games with 30 ... Put together a string of six-straight multiple-hit games late in the season and had two or more hits in 11 of 14 games at one point ... Led the team in batting during BIG EAST games with a .418 average ... Provided solid defense in his first season as a third baseman ... Was outstanding playing bunts and slow rollers ... Possesses a strong arm ... Has the versatility to play several positions ... Made the team as a walk-on in 2002 and ended up starting 43 games in the outfield ... Moved to third base that fall and showed a good glove and excellent range last season ... Was selected the 2004 preseason All-BIG EAST third baseman by league coaches ... Is being looked to for another big year ...

2002-03: Started 56 of Tech's 57 games, including 54 starts at third base ... Also had one start in left field and one as the designated hitter ... Collected just two hits in his first eight games, then put together a 20-game hitting streak ... Got at least one hit in all but five of his last 49 games ... Batted .392 on the season with 12 doubles, six triples and three home runs ... Drove in 36 runs and scored 61 ... Stole 23 bases in 31 attempts ... Started his hitting streak with a 3-for-6 game against Kent State that included three runs batted in and two runs scored ... Tied a school record with four stolen bases against Morehead State ... Went 4-for-5 with three runs batted in and four runs scored against Georgetown ... Contributed a home run and a triple in that game ... Had nine hits in 14 at bats during a three-game series at Pittsburgh ... Was 5-for-5 in one of those games with a triple, home run, three runs scored and four RBIs ... Finished with 14 multiple-RBI games ... Hit .484 with runners on base and .509 with runners in scoring position ... Tied for the team lead in two-out RBIs with 25 ...

2001-02: Worked at third base during the fall, but was pressed into action in the outfield when spring rolled around ... Ended up starting 42 games in left field and one in center ... Contributed two hits, two runs, two RBIs and a stolen base against The Citadel in his first collegiate game ... Tripled and drove in two runs in a win over Western Michigan ... Put together a five-game hitting streak in late March, but saw his batting average hover around the .200 mark until mid-April ... Collected 23 hits in 68 at bats (.338) during an 18-game stretch to pull his final season average to .248 ... Singled in the game-winning run in the final inning of a 2-1 victory over Rutgers ... Hit his lone home run of the season in a game at Georgetown and added two RBIs and three runs scored ... Went 3-for-3 with a triple and three runs batted in against East Tennessee State ... Had a four-hit game at home against High Point, scoring three times and driving in a run ... Shared the team lead in stolen bases with 12 in 18 attempts ... Finished the season with 38 runs scored and 24 runs batted in ... Registered three doubles, two triples and a homer ... Tied for the team lead in outfield assists with four ... Had two of those assists in a home game against High Point ... Hit .356 with runners in scoring position and was 3-for-4 with the bases loaded ... Was hit by pitches 15 times ...

High School: Lettered two seasons as a shortstop for Coach Don Warren at Centreville ... Batted .333 with a pair of triples as a senior ... Earned all-district and all-region honors ... Helped the team to a 21-9 record and the semifinals of the state AAA tournament ... Hit three home runs and a pair of triples as a junior ... Finished with a .380 batting average on the way to all-district and all-region recognition ... Lettered two seasons as a receiver in football ... Played on Centreville's state championship football team as a senior ...

Personal: Christopher Blair Stanton ... Born 4/4/83 in Los Angeles, CA ... Son of Lou and Adrienne Stanton ... Studying human development.

	G	AB	R	H	RBI	BAvg	BB	SO	2b	3b	HR	TB	SB-SBA
2002	53	149	38	37	24	.248	13	23	3	2	1	47	12- 18
2003	57	222	61	87	36	.392	18	28	12	6	3	120	23- 31
Totals	110	371	99	124	60	.334	31	51	15	8	4	167	35- 49



SCOTT STOEHR

P, 6-1, 185, R/R,
1VL, SOPHOMORE
TIMBERVILLE, VA.

Underwent elbow surgery in January and will miss the 2004 season ... Was a valuable reliever for the Hokies last year as a freshman ... Showed a live arm and a good fastball ... His 18 appearances were the third-highest on the team ... Will start back throwing in the fall ... Is expected to make a full recovery and return to action next season ... Will be missed this spring ...

2002-03: Made the team as a walk-on and pitched in 18 games as a middle reliever ... Posted a 3-1 record and 4.66 earned run average ... Worked a season-high 5.1 innings of scoreless relief against Boston College ... Picked up wins against Charleston Southern, Morehead State and Radford ... Allowed one unearned run during 4.2 innings of relief at West Virginia ... Twelve of the 16 runs he gave up during the season came in three outings ... Held opponents to a .266 batting average ...

High School: Lettered four seasons as a pitcher and shortstop at Broadway High, where he played for coaches Mel Morris and Yates Hall ... Carried a .360 batting average his senior year with two home runs and 15 runs batted in ... Posted four homers as a junior when he hit .410 and drove in 25 runs ... Earned second-team all-district recognition that season ... Also lettered in basketball, football and track ... A member of the National Honor Society ...

Personal: Scott Lee Stoehr ... Born 10/11/83 in Harrisonburg, VA ... Son of Terry Stoehr and Lisa Stoehr ... Is enrolled in university studies.

	W	L	IP	H	R	ER	ERA	BB	SO	G	S	CG	SHO	SV
2003	3	1	36.2	37	22	19	4.66	17	25	18	0	0	0	0



3 BRYAN THOMAS


INF, 6-0, 175, R/R
FRESHMAN
WILMINGTON, N.C.

Is expected to be in the thick of the battle for the second base duties ... Possesses a lot of skills ... Has the potential to be a great hitter ... Still making the transition to second base after playing third base in high school ... Needs to concentrate on making the routine play ... Has good speed and some pop in his bat ... Should improve defensively as he becomes more accustomed to his new position ...

High School: Played at Hoggard High where he lettered three seasons as a third baseman for Coach Jeep St. Ledger ... Batted .405 his senior season with eight doubles, two home runs, 26 runs scored and 20 runs batted in ... Stole six bases ... Earned all-conference and all-state honors ... Played in the North Carolina/

South Carolina All-Star Baseball Challenge ... Also participated in the East-West North Carolina State Games ... Was an all-conference pick his junior year when he carried a .533 batting average ... Contributed 11 doubles, a triple and three home runs ... Added 27 RBIs and 24 runs scored ... Helped his team to a 64-15 record and back-to-back conference championships his junior and senior years ... A member of the National Honor Society.

Personal: Bryan Foster Thomas ... Born 8/29/84 in Raleigh, NC ... Son of Ron and Janis Thomas ... Enrolled in business.




19 GRANT THROCKMORTON

P, 6-4, 205, R/R
FRESHMAN
WYTHEVILLE, VA.

Joined the team as a walk-on during the fall ... Possesses a big frame and a good arm ... Needs to polish his mechanics, but has a good work ethic and a competitive nature ... His role for this season will be determined by his progress during the preseason ...

High School: Lettered four seasons as a pitcher and catcher for Coach Joey Russell at George Wythe High ... Posted a 1.61 earned run average and struck out 70 batters his senior season ... Carried a .430 average at the plate and drove in 24 runs ... Hit six doubles and four home runs ... Named the team's MVP and pitcher of the year ... Struck out 63 batters and walked just 10 his junior year ... Batted .400 as a junior and .330 as a sophomore ... Was team MVP again his junior year ... Also lettered four years in football and three in basketball ...

Personal: Grant Campbell Throckmorton ... Born 10/27/84 in Roanoke, VA ... Son of Dennis and Missy Throckmorton ... Enrolled in political science.



35 WYATT TOREGAS

C, 5-11, 195, R/R
2VL, JUNIOR
ASHBURN, VA.

A key player for the Hokies, both offensively and defensively ... Led the team and finished second in the BIG EAST in runs batted in last season with 60 ... Has a quick bat and short, compact swing that generates good power ... Also has good skills behind the plate ... His strong arm was a big reason Tech was the toughest team in the BIG EAST to steal against in 2003, having allowed just 36 steals in 64 attempts ... Was named first-team All-BIG EAST catcher ... Got the coaches' preseason votes for the same honor this spring ... Sprained his elbow the week before the 2003 season opened ... Was limited to designated hitting duties early in the season ... Moved to full-time catching duties shortly after starter Jed English was lost for the

Continued on following page

TOREGAS *Continued from page 29*

season with a shoulder injury ... Will likely share the duties with English this season, but will be in the everyday lineup as the DH when not catching ... Is not expected to see action in the outfield where he has been used at times the past two seasons ... Will be counted on to drive in runs and to work closely with the Hokies' pitchers ... Was named honorable mention freshman All-America by *Collegiate Baseball* in 2002 ... Has the potential to be an all-star candidate again this year ...


2002-03: Suffered a sprained elbow the week before the season opener ... Opened the season with two starts in right field before being limited to the designated hitter duties ... Started 13 games at DH before making his first start behind the plate in mid-March ... Went on to start 41 games as Tech's catcher, winning all-conference honors in the process ... Batted .319 for the season and led the team with 60 runs batted in ... Was second on the squad with 10 homers and also contributed 14 doubles and a pair of triples ... Collected three hits, including a double and home run, during the opener at Campbell ... Drove in six runs with a single, double and home run against Kent State ... Posted 11 RBIs during one four-game stretch, with four coming in a win at James Madison ... Had a double, triple and home run during a four-RBI performance at Liberty ... Was 3-for-4 with two RBIs, two runs scored, two doubles and a home run during a game against Virginia in Salem ... Went 4-for-4 with three runs scored and two runs batted in during a win over St. John's ... Registered five RBIs in a game at Pittsburgh and four at home against VCU ... Was 4-for-4 at the plate versus the Rams ... Batted .337 in league games ...

2001-02: Saw playing time in 58 of Tech's 59 games ... Started 26 games as the designated hitter, 13 games in right field and 12 games behind the plate ... Earned all-conference honors as a utility player ... Hit .347 for the season and carried a .378 average in BIG EAST games ... Drove in 51 runs and scored 38 ... Registered 15 doubles, four triples and eight home runs ... Led the team in multiple-RBI games with 16 ... Smacked two doubles against Western Carolina in his first collegiate game ... Went 6-for-11 (.545) in a three-game series with Western Michigan ... Had a triple and four runs batted in during a win over Rutgers ... Was hitting just .239 at the end of March ... Opened April with a seven-game hitting streak that included four-hit, three-RBI games against Charlotte and Villanova ... Drove in the winning run against Villanova with a 10th-inning double ... Went on to hit .400 (58-145) over the final two months of the season ... Had a school-record nine at bats in a game against Georgetown ... Collected seven hits in that game, including three doubles ... Also scored five runs and drove in two ... Was 4-for-4 with two doubles, a triple, two RBIs and two runs scored during a win over VMI ... Turned in three hits, three RBIs and two runs in game three against UConn ... Knocked in five runs against Richmond with two home runs and a single ... Won league player of the week honors the final week of the regular season when he went 10-for-18 (.556) with four home runs, 10 runs batted in and five runs scored ... Led Tech to a three-game sweep of West Virginia with eight hits in 12 at bats ... Batted .378 with runners in scoring position and .571 with the bases loaded ...

High School: Lettered four seasons as a catcher for Coach Galvin Morris at South Lakes High ... Batted .609 as a senior with three home runs, 12 doubles and 15 runs batted in ... Earned all-district, all-region and first-team Group AAA all-state honors ... Named the MVP of the Virginia High School League All-Star Game ... During the summer, he set a new Connie Mack World Series record for batting average, hitting .765 (13-for-17) to help his team finish second ... Selected second-team *Washington Post* All-Metro ... Hit .418 with two homers his junior year and .491 with a pair of homers his sophomore season ... Earned all-county and all-district honors both years ... Also lettered four years as a wrestler and three as a member of the golf team ...

Personal: Wyatt Reeder Toregas ... Born 12/2/82 in Fairfax, VA ... Son of William and Laura Toregas ... Enrolled in residential property management.

	G	AB	R	H	RBI	BAvg	BB	SO	2b	3b	HR	TB	SB-SBA
2002	58	216	38	75	51	.347	15	27	15	4	8	122	0- 3
2003	56	216	41	69	60	.319	22	34	14	2	10	117	5- 6
Totals	114	432	79	144	111	.333	37	61	29	6	18	239	5- 8



20

ANDREW WELLS

P, 6-4, 205, L/L

1VL, SOPHOMORE

ALEXANDRIA, VA.

A big left-hander who tied for the team lead in starts last year as a freshman ... Showed steady improvement as he adjusted to the college game ... Brings a lot of ability to the mound ... Knows how to pitch ... Is likely to see a lot of action again this spring ... Was selected in the 33rd round of the Major League Baseball amateur draft following his senior year of high school ... His experience last season will give him an edge in the competition for starting spots in 2004 ...

2002-03: Pitched in 15 games and tied for the team lead for starts with 12 ... Worked a total of 67.2 innings on the mound ... Compiled a 4-4 record with a 4.92 earned run average ... Earned his first collegiate victory with two scoreless innings of relief at Charleston Southern ... Pitched eight innings against James Madison in his first start ... Lost despite allowing just five hits and three runs ... Struck out six and did not issue a walk in that game ... Picked up a win at JMU eight days later, working five innings and allowing two hits and one run ... Pitched seven innings on the way to a victory at Liberty ... Gave up just two runs (one earned) in seven innings during a loss at West Virginia ... Posted a BIG EAST win against St. John's ... Carried a 3.25 ERA through his first 12 appearances before struggling a bit in his last three games ...

High School: Won numerous honors as a pitcher for Coach Jerry Howell at St. Stephen's & St. Agnes School ... Named first-team All-Metro by *The Washington Post* in 2002 ... A two-time selection as the Alexandria Sportsman's Club Player of the Year ... Earned first-team all-state honors as a junior and senior ... Twice named team MVP ... Finished his senior year with a 5-2 pitching record ... Carried a 0.55 earned run average and added a pair of saves ... Registered 79 strikeouts and just 14 walks in 51 innings on the mound ... Also saw action at first base and in the outfield ... Compiled a .484 batting average in 2002 with eight doubles, three home runs and 21 RBIs ... Struck out the first 11 batters he faced during a game against Episcopal his junior year ... Fanned 14 of the 16 batters he faced ... Had a 4-2 record with two saves and a 0.42 ERA ... Was 8-1 as a freshman and 6-3 his sophomore year ... Holds numerous school season and career records ... Finished with 335 career strikeouts in 218.2 innings ... Had a career ERA of 0.70 and turned in 20 career complete games ... Opponents' combined batting average against him during his four seasons was .151 ...

Personal: Andrew Martin Wells ... Born 6/6/83 in Alexandria, VA ... Son of Michael and Pamela Wells ... Enrolled in residential property management.

	W	L	IP	H	R	ER	ERA	BB	SO	G	S	CG	SHO	SV
2003	4	4	67.2	85	43	37	4.92	19	36	15	12	0	0	0



As The BIG EAST Conference celebrates its 25th anniversary in 2003-04, it takes pride in its long list of accomplishments. Providing opportunities to excel amongst the nation's best, both athletically and academically, has always been its mission.

Since opening its doors in 1979, the league has won 22 national championships in six different sports and 118 student-athletes have won individual national titles. The BIG EAST has always been able to boast that some of its best students are also some of its best athletes. More than 300 student-athletes at BIG EAST schools have earned Academic All-America honors. A BIG EAST student-athlete has won the Honda-Broderick Cup as Collegiate Woman of the Year four times.

The BIG EAST became a reality on May 31, 1979, following a meeting of athletic directors from Providence College, St. John's, Georgetown and Syracuse Universities. Seton Hall, Connecticut and Boston College completed the original seven-school alliance. After one season, Villanova was added and began play in 1980-81. Two seasons later, Pittsburgh joined the group and started competition in '82-83. Miami was admitted in 1990 and began BIG EAST competition in '91-92. Rutgers, West Virginia and Notre Dame

joined in '94 and started to compete in '95-96. Virginia Tech began competing as the league's 14th full member in 2000-01. Tech was a charter member of the BIG EAST Football Conference when it was formed in 1991.

While the membership has increased, the focus of the BIG EAST remains unchanged. It is a group that reflects a tradition of broad-based programs, led by administrators and coaches who place a constant emphasis on academic integrity. The BIG EAST Conference has enjoyed a leadership role nationally. Its student-athletes own significantly high graduation rates and their record of scholastic achievement notably reflect a balance between intercollegiate athletics and academics.

Any successful consortium enjoys outstanding leadership. Michael Tranghese, the league's first full-time employee, and for 11 years the associate of Dave Gavitt, took over the Commissioner's reins in June, 1990. In his first year at the helm, he administered the formation of The BIG EAST Football Conference.

BIG EAST sports attract the interest of followers in the nation's largest media markets including New York, Chicago, Philadelphia, Boston, Washington, D.C., Miami, Pittsburgh and Hartford. The

2003 FINAL STANDINGS



	BIG EAST				Overall			
	W	L	T	Pct.	W	L	T	Pct.
Rutgers†	19	6	0	.760	37	22	0	.627
West Virginia	18	6	0	.750	36	19	0	.655
Notre Dame‡	16	7	0	.696	45	18	0	.714
Virginia Tech	15	10	0	.600	34	23	0	.596
Boston College	13	11	0	.542	33	21	0	.611
Pittsburgh	13	13	0	.500	36	20	0	.643
St. John's	12	14	0	.462	29	27	0	.518
Seton Hall	11	14	0	.440	22	24	0	.478
Connecticut	10	15	0	.400	24	23	0	.511
Villanova	6	19	0	.240	14	32	0	.304
Georgetown	4	22	0	.154	14	33	0	.298

†BIG EAST Regular Season Champions
‡Won BIG EAST Championship title

league has long been considered a leader in innovative concepts in promotion and publicity, particularly regarding television. Those efforts have resulted in unparalleled visibility for BIG EAST student-athletes. Exclusive long-range television contracts with CBS, ESPN, Inc. and ABC provide BIG EAST basketball and football with more television exposure.

While BIG EAST basketball games are regular sellouts at campus and major public arenas, including the annual BIG EAST Championship in Madison Square Garden, attendance figures also are significant at BIG EAST soccer, women's basketball and baseball games.

More than 500 BIG EAST athletes have earned All-

America recognition and dozens have won individual NCAA national championships. The BIG EAST has been well-represented in U.S. or foreign national and Olympic teams, with several athletes earning gold medals in the summer Olympiads in Sydney in 2000, Atlanta in '96, Barcelona in '92, Seoul in '88 and Los Angeles in '84.

The BIG EAST has its headquarters in Providence where the conference administers to more than 5,500 athletes in 23 sports.

VIRGINIA TECH ALL-BIG EAST SELECTIONS

2001

Second Team: John West, 1b; Addison Bowman, 3b; Brad Bauder, of; Joe Saunders, p; **Third Team:** Spencer Harris, ss.


2002

First Team: Marc Tugwell, 2b; Spencer Harris, ss; John West, 3b; Joe Saunders, p; **Third Team:** Brad Bauder, of; Wyatt Toregas, utl.

2003

Co-Player of the Year: Marc Tugwell

First Team: Wyatt Toregas, c; Marc Tugwell, 2b; Chris Stanton, 3b; Matt Dalton, p; **Third Team:** Spencer Harris, ss.



Tech's Marc Tugwell was named the BIG EAST Conference's Co-Player of the Year in 2003.



STETSON (HATTERS)

Location: DeLand, Fla.
Home Field: Melching Field
Capacity: 2,500
Coach: Pete Dunn
Record at SU: 893-529-3 (24 yrs.)
Career Record: same
Conference: Atlantic Sun
'03 Record: 41-24
Letterwinners Returning/Lost: 16/11
Baseball Contact: Jamie Bataille
Phone/Fax: (386) 822-8130/740-9395
Website: www.stetson.edu/athletics

SOUTH FLORIDA (BULLS)

Location: Tampa, Fla.
Home Field: Red McEwen Field
Capacity: 3,000
Coach: Eddie Cardieri
Record at USF: 644-454 (18 yrs.)
Career Record: 707-487 (20 yrs.)
Conference: Conference USA
'03 Record: 31-27
Letterwinners Returning/Lost: 15/12
Baseball Contact: John Gerdes
Phone/Fax: (813) 974-4086/974-5328
Website: www.gousfbulls.com

OKLAHOMA STATE (COWBOYS)

Location: Stillwater, Okla.
Home Field: Allie P. Reynolds Field
Capacity: 4,000
Coach: Frank Anderson
Record at OSU: 0-0 (First year)
Career Record: same
Conference: Big 12
'03 Record: 34-24
Letterwinners Returning/Lost: 16/12
Baseball Contact: Thomas Samuel
Phone/Fax: (405) 744-7141/744-8941
Website: www.okstate.com

LIBERTY (FLAMES)

Location: Lynchburg, Va.
Home Field: Worthington Stadium
Capacity: 1,000
Coach: Matt Royer
Record at LU: 17-37 (1 yr.)
Career Record: 335-274 (13 yrs.)
Conference: Big South
'03 Record: 17-37
Letterwinners Returning/Lost: 21/11
Baseball Contact: Bradley Damron
Phone/Fax: (434) 582-2292/582-2076
Website: www.LibertyFlames.com

GEORGE MASON (PATRIOTS)

Location: Fairfax, Va.
Home Field: Raymond H. Spuhler
Capacity: 900
Coach: Bill Brown
Record at GMU: 602-553-5 (22 yrs.)
Career Record: same
Conference: Colonial Athletic Association
'03 Record: 31-20
Letterwinners Returning/Lost: 22/8
Baseball Contact: Richard Coco
Phone/Fax: (703) 993-3268/993-3260
Website: sports.gmu.edu

MOREHEAD STATE (EAGLES)

Location: Morehead, Ky.
Home Field: Allen Field
Capacity: 1,200
Coach: John Jarnagin
Record at MSU: 187-247-2 (8 yrs.)
Career Record: same
Conference: Ohio Valley Conference
'03 Record: 16-33
Letterwinners Returning/Lost: 13/8
Baseball Contact: Randy Stacy
Phone/Fax: (606) 783-2500/783-2550
Website: www.msueagles.com

UNC-WILMINGTON (SEAHAWKS)

Location: Wilmington, N.C.
Home Field: Brooks Field
Capacity: 3,500
Coach: Mark Scalf
Record at UNCW: 361-328 (13 yrs.)
Career Record: same
Conference: Colonial Athletic Association
'03 Record: 40-23
Letterwinners Returning/Lost: 21/8
Baseball Contact: Tom Riordan
Phone/Fax: (910) 962-4099/962-3686
Website: www.UNCWsports.com

TOWSON (TIGERS)

Location: Towson, Md.
Home Field: John B. Schuerholz Complex
Capacity: 500
Coach: Mike Gottlieb
Record at TU: 403-391-5 (16 yrs.)
Career Record: same
Conference: Colonial Athletic Association
'03 Record: 28-25
Letterwinners Returning/Lost: 18/11
Baseball Contact: Dan O'Connell
Phone/Fax: (410) 704-3102/704-3861
Website: www.towsontigers.com

WAKE FOREST (DEMON DEACONS)

Location: Wake Forest, N.C.
Home Field: Hooks Stadium
Capacity: 2,500
Coach: George Greer
Record at WFU: 591-349-4 (15 yrs.)
Career Record: 696-471-8 (21 yrs.)
Conference: Atlantic Coast Conference
'03 Record: 29-24
Letterwinners Returning/Lost: 18/10
Baseball Contact: Mike Vest
Phone/Fax: (336) 758-5640/758-5140
Website: www.WakeForestSports.com

DUQUESNE (DUKES)

Location: Pittsburgh, Pa.
Home Field: Duquesne Field
Capacity: 1,500
Coach: Mike Wilson
Record at DU: 206-304-1 (10 yrs.)
Career Record: same
Conference: Atlantic 10
'03 Record: 25-29
Letterwinners Returning/Lost: 21/7
Baseball Contact: Dave Saba
Phone/Fax: (412) 396-5376/396-6210
Website: goduquesne.ocsn.com

VIRGINIA COMMONWEALTH (RAMS)

Location: Richmond, Va.
Home Field: The Diamond
Capacity: 12,134
Coach: Paul Keyes
Record at VCU: 340-196 (9 yrs.)
Career Record: same
Conference: Colonial Athletic Association
'03 Record: 46-13 (NCAA)
Letterwinners Returning/Lost: 15/9
Baseball Contact: Scott Garbarini
Phone/Fax: (804) 828-7000/828-9428
Website: vcurams.vcu.edu

RICHMOND (SPIDERS)

Location: Richmond, Va.
Home Field: Pitt Field
Capacity: 600
Coach: Ron Atkins
Record at UR: 608-420-4 (19 yrs.)
Career Record: same
Conference: Atlantic 10
'03 Record: 48-15 (NCAA)
Letterwinners Returning/Lost: 15/8
Baseball Contact: Stephanie Pawlewicz
Phone/Fax: (804) 287-6313/289-8820
Website: www.RichmondSpiders.com

PITTSBURGH (PANTHERS)

Location: Pittsburgh, Pa.
Home Field: Trees Field
Capacity: 500
Coach: Joe Jordano
Record at UP: 160-141-2 (6 yrs.)
Career Record: 445-255-3 (16 yrs.)
Conference: BIG EAST
'03 Record: 36-20
Letterwinners Returning/Lost: 15/8
Baseball Contact: Burt Lauten
Phone/Fax: (412) 648-8240/648-8248
Website: www.pittsburghpanthers.com

JAMES MADISON (DUKES)

Location: Harrisonburg, Va.
Home Field: Long Field/Mauck Stadium
Capacity: 1,200
Coach: Spanky McFarland
Record at JMU: 195-152-2 (6 yrs.)
Career Record: 371-376-3 (14 yrs.)
Conference: Colonial Athletic Association
'03 Record: 29-27 (NCAA)
Letterwinners Returning/Lost: 15/15
Baseball Contact: Curt Dudley
Phone/Fax: (540) 568-6154/568-3703
Website: www.JMUSports.com

ST. JOHN'S (RED STORM)

Location: Jamaica, N.Y.
Home Field: The Ballpark at St. John's
Capacity: 3,500
Coach: Ed Blankmeyer
Record at SJU: 239-168-3 (8 yrs.)
Career Record: same
Conference: BIG EAST
'03 Record: 29-27
Letterwinners Returning/Lost: 14/14
Baseball Contact: Mike "Mex" Carey
Phone/Fax: (718) 990-1521/969-8468
Website: www.redstormsports.com



GEORGETOWN (HOYAS)

Location: Washington, D.C.
Home Field: Shirley Povich Field
Capacity: 1,500
Coach: Peter Wilk
Record at GU: 53-162 (4 yrs.)
Career Record: same
Conference: BIG EAST
'03 Record: 14-33
Letterwinners Returning/Lost: 20/3
Baseball Contact: Scott Homa
Phone/Fax: (202) 687-5241/687-2491
Website: www.guhoyas.com

VILLANOVA (WILDCATS)

Location: Villanova, Pa.
Home Field: Villanova Ballpark at Plymouth
Capacity: 750
Coach: Joe Godri
Record at VU: 44-55 (2 yrs.)
Career Record: same
Conference: BIG EAST
'03 Record: 14-32
Letterwinners Returning/Lost: 16/12
Baseball Contact: Jonathan Gust
Phone/Fax: (610) 519-4122/519-7323
Website: villanova.ocsn.com

RADFORD (HIGHLANDERS)

Location: Radford, Va.
Home Field: Dedmon Center Park
Capacity: 1,000
Coach: Lew Kent
Record at RU: 186-270 (9 yrs.)
Career Record: same
Conference: Big South
'03 Record: 13-28
Letterwinners Returning/Lost: 17/5
Baseball Contact: Drew Dickerson
Phone/Fax: (540) 831-5211/831-5556
Website: www.radford.edu/Athletics/index.html

VIRGINIA (CAVALIERS)

Location: Charlottesville, Va.
Home Field: UVa Baseball Stadium
Capacity: 2,000
Coach: Brian O'Connor
Record at UVa: 0-0 (1st yr.)
Career Record: same
Conference: Atlantic Coast
'03 Record: 29-25
Letterwinners Returning/Lost: 23/7
Baseball Contact: Adam Jones
Phone/Fax: (434) 982-5131/982-4926
Website: www.virginiasports.com

SETON HALL (PIRATES)

Location: South Orange, N.J.
Home Field: Carroll Field
Capacity: 1,000
Coach: Rob Sheppard
Record at SHU: 0-0 (1st yr.)
Career Record: same
Conference: BIG EAST
'03 Record: 23-24
Letterwinners Returning/Lost: 20/7
Baseball Contact: Jeff Mead
Phone/Fax: (973) 761-9493/761-9061
Website: www.SHUpirates.com

WEST VIRGINIA (MOUNTAINEERS)

Location: Morgantown, W. Va.
Home Field: Hawley Field
Capacity: 1,500
Coach: Greg Van Zant
Record at WVU: 265-220-1 (9 yrs.)
Career Record: same
Conference: BIG EAST
'03 Record: 36-19
Letterwinners Returning/Lost: 16/7
Baseball Contact: Brady Smith
Phone/Fax: (304) 293-2821/293-4105
Website: www.MSNsportsNET.com

CONNECTICUT (HUSKIES)

Location: Storrs, Conn.
Home Field: J.O. Christian Field
Capacity: 2,000
Coach: Jim Penders
Record at UConn: 0-0 (1st yr.)
Career Record: same
Conference: BIG EAST
'03 Record: 24-23
Letterwinners Returning/Lost: 13/5
Baseball Contact: Patrick McKenna
Phone/Fax: (860) 486-3531/486-5085
Website: www.UConnHuskies.com

EAST TENNESSEE STATE (BUCCANEERS)

Location: Johnson City, Tenn.
Home Field: Cardinal Park
Capacity: 2,000
Coach: Tony Skole
Record at ETSU: 80-135 (4 yrs.)
Career Record: 175-192 (7 yrs.)
Conference: Southern
'03 Record: 15-36
Letterwinners Returning/Lost: 13/8
Baseball Contact: Matthew Snellings
Phone/Fax: (423) 439-5263/439-6138
Website: www.ETSUBUCS.com

VMI (KEYDETS)

Location: Lexington, Va.
Home Field: Patchin Field
Capacity: 1,000
Coach: Marlin Ikenberry
Record at VMI: 0-0 (1st yr.)
Career Record: same
Conference: Big South
'03 Record: 24-28
Letterwinners Returning/Lost: 17/6
Baseball Contact: Ted Leshinski
Phone/Fax: (540) 464-7015/464-7583
Website: www.vmi.edu

RUTGERS (SCARLET KNIGHTS)

Location: Piscataway, N.J.
Home Field: Class of 1953 Complex
Capacity: 1,500
Coach: Fred Hill
Record at RU: 654-394-5 (19 yrs.)
Career Record: 802-485-7 (27 yrs.)
Conference: BIG EAST
'03 Record: 37-22
Letterwinners Returning/Lost: 21/5
Baseball Contact: Pat McBride
Phone/Fax: (732) 445-7884/445-3063
Website: www.scarletknights.com

OHIO (BOBCATS)

Location: Athens, Ohio
Home Field: Wren Stadium
Capacity: 6,000
Coach: Joe Carbone
Record at OU: 4461-356-1 (15 yrs.)
Career Record: same
Conference: Mid-American
'03 Record: 35-23
Letterwinners Returning/Lost: 16/15
Baseball Contact: P.J. Gradowski
Phone/Fax: (740) 593/0054/597-1838
Website: www.ohiobobcats.com

CAMPBELL (FIGHTING CAMELS)

Location: Buies Creek, N.C.
Home Field: Taylor Field
Capacity: 1,000
Coach: Chip Smith
Record at CU: 200-238-1 (8 yrs.)
Career Record: 372-381-2 (16 yrs.)
Conference: Atlantic Sun
'03 Record: 22-28
Letterwinners Returning/Lost: 12/15
Baseball Contact: Chris Kilcoyne
Phone/Fax: (910) 814-4367/893-1330
Website: www.campbell.edu/athletics

BOSTON COLLEGE (EAGLES)

Location: Chestnut Hill, Mass.
Home Field: Commander Shea Field
Capacity: 1,000
Coach: Pete Hughes
Record at BC: 153-109-1 (5 yrs.)
Career Record: 205-139-1 (7 yrs.)
Conference: BIG EAST
'03 Record: 33-21
Letterwinners Returning/Lost: 19/3
Baseball Contact: Kara McGillicuddy
Phone/Fax: (617) 552-2094/552-4903
Website: www.bceagles.com

NOTRE DAME (FIGHTING IRISH)

Location: Notre Dame, Ind.
Home Field: Frank Eck Stadium
Capacity: 2,500
Coach: Paul Mainieri
Record at UND: 399-160-1 (9 yrs.)
Career Record: 731-439-1 (21 yrs.)
Conference: BIG EAST
'03 Record: 45-18 (NCAA)
Letterwinners Returning/Lost: 17/9
Baseball Contact: Pete LaFleur
Phone/Fax: (574) 631-7516/631-7941
Website: www.und.com

BIG EAST BASEBALL INFORMATION

Contacts:
 Rob Carolla, Director of Communications
 Kristine Olson, Communications Assistant
Office Phone: (401) 453-0660
Office Fax: (401) 751-8540
Address: 222 Richmond St., Suite 110
 Providence, RI 02903
Web Site: www.bigeast.org
 For league standings, statistics and info on each team, including rosters



OPPONENTS THROUGH 110 SEASONS

Team	First Meeting	LAST MEETING Year	Score	SERIES VT Opp
Akron	1953	1953	11-8	1 0
Alabama	1955	1967	6-5	3 10
Appalachian St.	1974	1997	10-4	20 11
Armstrong St.	1975	1975	7-3	2 0
Atlantic Christian	1979	1979	5-2	1 0
Auburn	1994	1994	0-7	0 1
Belmont	1978	1978	4-1	1 0
Bluefield State	1987	1987	20-1	1 0
Boston College	2001	2003	8-7(12)	7 3
Bowling Green	1998	1998	13-9	1 0
Bridgewater	1909	1931	10-9	2 0
Brockport (N.Y.)	1972	1972	17-3	2 0
Brown	1969	1969	7-0	2 0
Buffalo State	1977	1977	14-2	1 0
Cal State Fullerton	2000	2000	6-8	0 1
Cal State Northridge	1991	1991	7-10	0 1
California St. (Pa.)	1979	1980	7-4	3 1
Campbell	1997	2003	22-7	8 6
Canisius	1977	1977	17-1	1 0
Carson-Newman	1975	1975	0-2(12)	0 1
Castleton State	1963	1968	6-1	7 0
Central Michigan	1977	2001	5-6	0 3
Charleston Southern	1993	2003	8-6	3 2
Cincinnati	1979	1991	4-10	37 14
Citadel	1958	2002	12-3	8 7
* Clemson	1902	1996	0-4	16 18
Coastal Carolina	1988	1988	8-3	1 1
Colgate	1912	1928	10-11	1 3
College of Charleston	1993	1993	5-3	1 0
Columbus College	1986	1986	3-4	1 1
Concord	1919	1977	9-1	5 0
Connecticut	1976	2003	7-3	8 5
Cornell	1964	2003	8-2	3 1
Creighton	1991	1991	3-6	0 1
David Lipscomb	1978	1978	7-15	0 1
Davidson	1902	1982	9-3	27 6
Dayton	1996	2000	2-3	13 3
Delaware	1907	1948	6-7	4 4
Detroit Mercy	1992	1992	6-1	2 1
Duke	1907	1990	2-4	10 14
Duquesne	1996	2000	7-6	11 5
East Carolina	1957	1995	10-4	7 8
East Tennessee St.	1967	2003	4-5	29 13
Eastern Connecticut	1979	1979	4-3	1 0
Eastern Michigan	1968	1974	5-4	2 2
* Elon	1914	1988	5-6	14 10
* Emory & Henry	1898	1947	11-10	34 1
Evansville	1994	1999	7-3	4 0
Florida	1921	1977	4-9	1 1
Florida State	1967	1991	1-11	4 20
Fordham	1998	1998	1-3	1 3
Fresno State	1989	1995	8-0	2 1
Furman	1916	1989	3-5	11 11
* George Mason	1982	2000	6-6	15 11
George Washington	1948	2000	8-1	30 25
Georgetown	1919	2003	18-2	8 5
Georgia Southern	1917	1998	19-8	12 20
Georgia State	1980	1983	6-0	1 3
Georgia Tech	1980	1997	13-20	2 4
Gonzaga	1995	1995	0-5	0 1
* Hampden-Sydney	1896	1952	7-10	27 13
* High Point	1974	2003	5-7	16 6
Hofstra	1999	1999	11-16	0 1
Holy Cross	1993	1995	14-0	2 0
Howard	1975	1998	16-3	60 5
Indiana	1980	1980	9-7	3 0
Indiana (Pa.)	1972	1972	6-2	2 0
* Indiana State	1991	1998	7-7	1 0
Iowa	1986	1986	5-3	1 2
James Madison	1978	2003	5-3	18 26
Johns Hopkins	1971	1971	29-2	2 0
Kansas State	1989	1989	6-3	1 0
Kent	1969	2003	16-5	6 3
Kentucky	1924	1969	9-2	4 3
King College	1897	1925	25-2	6 0
La Salle	1996	2000	11-8	11 2
Lehigh	1908	1975	7-4	3 2
LeMoyne	2002	2002	10-15	1 1
Liberty	1979	2003	14-0	26 19
Loch Haven State	1975	1975	9-5	1 0

Team	First Meeting	LAST MEETING Year	Score	SERIES VT Opp
Long Island	2001	2001	11-0	2 0
Longwood	1981	1987	16-6	6 0
Louisville	1979	1995	6-2	45 12
Lynchburg College	1897	1946	9-4	13 2
Maine	1961	1997	2-9	3 3
Marietta	1967	1969	5-1	3 0
Marshall	1918	1999	13-1	21 7
* Maryland	1898	1990	14-5	12 26
Massachusetts	1969	2000	9-6	11 5
Memphis State	1979	1991	4-5	5 11
Mercer (Macon)	1983	1983	13-9	1 1
Methodist	1988	1988	2-9	0 1
Miami (O.)	1969	1999	8-2	3 2
Michigan	1997	1997	2-11	0 2
Michigan State	1951	1964	6-10	0 3
Milligan	1975	1978	3-1	7 0
Missouri	1989	1989	9-7	1 0
Morehead State	2003	2003	18-5	2 0
Morris-Harvey (U of C)	1973	1979	5-4	9 0
Navy	1938	1938	1-3	0 1
Nevada	1995	1995	9-12	1 1
Newberry	1977	1979	5-6	1 1
New Orleans	1988	1988	1-4	0 1
New York Tech	1988	1988	2-1	1 0
* North Carolina	1896	1991	1-11	22 40
North Carolina A&T	1981	1998	19-8	28 1
N.C. Charlotte	1980	2002	8-2	20 13
N.C. Greensboro	1992	1993	7-5	4 1
* N.C. State	1907	1997	6-12	14 22
N.C. Wilmington	1988	2002	4-11	7 8
Notre Dame	1955	2003	11-5	5 5
Old Dominion	1967	2002	1-2	55 17
Ohio State	1955	1956	3-21	0 3
Ohio University	1942	2003	3-4	7 14
Ohio Wesleyan	1939	1948	8-3	1 2
Oklahoma	1978	1978	4-2	1 0
Oneonta State	1968	1985	15-3	11 0
Pembroke State	1973	1974	3-7	1 2
* Pittsburgh	1922	2003	16-17	6 7
Point Park	1982	1982	13-7(8)	3 0
Portland	1995	1995	3-4	0 1
Princeton	1929	1929	7-1	1 0
Purdue	1994	1998	8-11	2 2
Radford	1989	2003	9-0	22 8
Randolph-Macon	1895	1917	1-2	12 2
Rhode Island	1997	2000	12-0	5 1
* Richmond	1904	2003	12-15	63 71
Rider	1986	1986	12-10	1 1
Roanoke College	1893	1948	8-2	30 17
Rochester	1967	1967	17-5	2 0
Rollins	1954	2001	3-5	4 9
Rutgers	1910	2003	0-6	5 6
St. Bonaventure	1999	1999	12-10	3 0
St. John's	1998	2003	7-4	6 3
St. Joseph's	1999	1999	19-9	3 0
St. Louis	1979	1982	13-3	7 0
* Seton Hall	2001	2003	3-0	3 5
Shippensburg State	1973	1984	5-3	9 0
Siena	1999	1999	11-5	1 0
South Carolina	1902	1993	2-13	31 32
South Florida	1992	1997	1-13	6 11
S.E. Louisiana	1990	1990	1-9	0 1
S.E. Oklahoma	1978	1978	11-15	0 1
Southern California	1997	2000	3-8	1 2
Southern Connecticut	1960	1974	14-2	2 0
Southern Mississippi	1983	1995	3-2	12 16
Stetson	1980	1994	5-9	1 6
Syracuse	1925	1926	4-1	2 1
Temple	1996	1999	4-3	2 0
Tennessee	1902	2001	4-7	9 8
Toledo	1998	1998	4-3	1 0
Towson State	1987	1987	11-6	1 0
Trevecca	1978	1978	8-3	1 0
Tulane	1979	1995	3-4	13 14
U.S. International (Cal.)	1989	1989	8-6	1 0
Vanderbilt	1978	1978	17-9	1 0
Vermont	1934	1934	8-6	1 0
Villanova	2001	2003	7-5	6 2
Virginia	1900	2003	7-10	74 71
Va. Commonwealth	1978	2003	5-12	34 23



Denny Wagner (r) hurled a complete-game victory over Southern Cal during the 1997 NCAA South II Regional.

Team	First Meeting	LAST MEETING Year	Score	SERIES VT Opp
* VMI	1897	2003	6-4	116 44
Wake Forest	1911	2002	3-10	26 29
* Washington & Lee	1897	1959	6-1	44 49
Washington State	1989	1989	1-6	0 1
West Georgia	1983	1983	3-2	1 1
* West Virginia	1905	2003	0-10	49 29
West Virginia Tech	1940	1947	14-4	3 0
* Western Carolina	1974	2002	5-1	10 5
Western Michigan	2002	2002	12-7	2 1
Westfield State	1981	1981	15-4	2 0
William & Mary	1914	1992	9-3	78 28
Wingate	1981	1985	7-5(12)	3 2
Winthrop	1998	1998	8-12	0 1
Wofford	1923	1948	8-9	1 1
Wyoming	1995	1995	7-3	1 0
Xavier	1996	2000	6-1	11 6
Others				97 69

*Ties: 3 with Clemson; 2 each with Elon, North Carolina, N.C. State; 1 each with Indiana State, West Virginia, Emory & Henry, Hampden-Sydney, Maryland, Pittsburgh, Richmond, VMI, Washington & Lee, Western Carolina, High Point, George Mason, Seton Hall.

Bold indicates this year's opponents.

Thanks to a new lighting system that was installed during the fall, scenic English Field now provides Virginia Tech with a first-class campus setting for college baseball, day and night. The field, which was officially dedicated during a special ceremony on April 8, 1989, is named for the late E.R. 'Red' English and his wife, Ruth, who provided financial support for construction of the field.

Located at the intersection of Rt. 314 and Duckpond Drive, English Field features 778 permanent chair-back seats in its concrete stands. The seats were made possible through a contribution to the Virginia Tech Athletic Fund by an anonymous donor. The stands also include easy-access

handicapped sections, which are located at the top of the stands on each side of the center section.

A permanent press box was completed in January 1997. The two-story building located at the top of the stands behind home plate provides a

convenient working area for media, as well as two broadcast booths. It also houses a concession stand and restrooms.

One of the most popular features of English Field is "The Hill", a grass-covered bank along the left field line where baseball fans can continue the Tech tradition of sunbathing while watching the Hokies.

The field, which was constructed by the S. Lewis Lionberger Company, has dimensions of 330 feet down the lines, 375 feet in the power alleys and 400 feet to center field. The natural grass surface is composed of a mixture of rye and bluegrass. The field has a built-in slope for drainage and features a

modern computerized irrigation system.

Other features include spacious dugouts faced with Hokie stone, bullpens that are located beside each dugout, a practice hitting facility along the right field line, a modern scoreboard and steel fencing covered with green plastic to prevent injury. Security fencing was added in January 2003 and future plans call for a parking lot. The landscaping also allows for further expansion of the facilities as needed.

E.R. English, a native of Altavista, Va., played as an offensive and defensive guard on Virginia Tech football teams from 1930-34 and graduated from Virginia Tech in 1934. English contributed to Tech

athletics for over 50 years and was one of the founders of The Student Aid Association in 1949. He served as president of that organization two of its first three years. English received the most outstanding alumni award at Tech in 1984.

Through a generous gift from alumnus George Sampson, the home team dugout was named for long-time Tech baseball coach G.F. 'Red' Laird during a ceremony on April 12, 1991. Laird recruited and coached Sampson at Tech.

The Hokies opened play at their new home with a 7-2 victory against George Mason University on March 22, 1989, and went on to post a 17-7 home record during their first season in the facility. Tech compiled a 18-10 home record

last season, bringing its 15-year mark at English Field to 256 wins, 103 losses and three ties.

Prior to the opening of English Field, Tech played its home baseball games at Tech Park, where it compiled a 431-122-1 record over 34 seasons.





TECH'S ATHLETIC COMPLEX

The swimming and diving teams compete in War Memorial Pool, located in the middle of campus

Cassell Coliseum — home to the basketball, wrestling and volleyball teams, as well as the baseball offices

The Merryman Center and Jamerson Athletic Center house the department offices as well as strength, training and academic support facilities

65,115-seat Lane Stadium is home to the Hokies' nationally ranked football team

Tech's soccer and lacrosse teams have an outstanding new stadium, with permanent seating for 1,000 fans

Tech Softball Field

Rector Field House provides a full-size indoor practice facility and houses Tech's state-of-the-art indoor track

The Johnson-Miller Outdoor Track Complex

English Field is home to the Tech baseball team



The Merryman Center



The Merryman Center Weight Room



Cassell Coliseum



Tech Soccer Field



Tech Softball Field




War Memorial Pool



Lane Stadium/Worsham Field



The River Course of Virginia Tech



Rector Field House



The Rector Pavilion at Burrows-Burleson Tennis Center

ACADEMIC SUPPORT SERVICES

The success of Virginia Tech's athletic program rests largely on the academic progress of each student-athlete. The academic performance of Tech student-athletes has improved each year due in part to the Student Athlete Academic Support Services (SAASS). The ultimate goal is for all student-athletes to successfully complete their degree.

The Virginia Tech graduation rate for student-athletes has risen significantly in recent years and reached 70 percent in 2003 as compared to the national average of 60 percent. The 70 percent student-athlete graduation rate marks the second straight year and five in the last 10 years that Tech has reached that level.

In addition to posting impressive graduation figures, Virginia Tech's student-athletes continue to excel in the classroom. Last spring, the Athletic Director's Honors Breakfast paid tribute to a

record 371 student-athletes, student trainers, student managers, cheerleaders and HighTechs who posted 3.0 or greater GPA's in the 2002 calendar year.

This past fall, the Tech baseball team enjoyed an outstanding semester in the classroom with an overall team QCA of 2.8. Twelve members of the squad made the Athletic Director's honor roll which requires a QCA of 3.0 or better.

Student-athletes are the most visible student component of a university. They entertain thousands of fans, students and alumni. Their athletic ability and achievement is the primary focus for national media attention. Athletic events bring back not only faithful alumni, but are a welcome mat for potential new students.

Student-athletes devote many hours to practice, conditioning and training that are not required of all students. Due to their time commitment

and their high visibility, it is an obligation and in the best interest of the university to supply these students with services which will allow them to maximize their academic potential.

The Virginia Tech Student Athlete Academic Support Services office commits to providing fundamental and supplemental programming, consistent with University and NCAA policy, aimed at enhancing each student athlete's educational experience leading to graduation.

The expectations of the Virginia Tech community are that each student-athlete achieves their maximum academic and athletic potential. With the proper assistance, facilities and encouragement, these potentials can become a reality.

Student Athlete Academic



Chris Helms

Support Services provides programming for student-athletes from their freshman year through graduation. This includes a comprehensive orientation to Tech, study hall,

mentoring, tutoring, academic monitoring, academic recognition and eligibility education. Additionally, student-athletes are referred to and encouraged to take advantage of other campus agencies charged with helping students in their academic pursuits.

Academic facilities for student-athletes include the Monogram Room, a large room used as a study hall area, adjacent to the SAASS office in Cassell Coliseum. The HEAT (Hokies Engaging in Advanced Technology) Lab and its satellite sites house over 40 computers on the second floor and third floors of

COMPUTER SERVICES DEPARTMENT

Another example of Virginia Tech's commitment to providing its student-athletes with the best academic resources possible is the presence of the Computer Services department, under the direction of Brad Tilley.

Because all Tech students are required to own computers, the Virginia Tech athletics department helps its scholarship athletes fulfill that requirement by providing them with computers.

In addition to ordering computers for the athletes, the office also addresses computer service needs for the student-athletes and the entire Virginia Tech athletics staff.



Josh Biber and Lois Berg at the academic services office.



A record 371 student-athletes, student trainers, student managers, cheerleaders and HighTechs were honored at the Athletic Director's Honors breakfast last spring.

Cassell Coliseum. Laptop computers are also available for Tech athletes to use when travelling to away contests. The athletic department also provides areas for private, quiet study for the athletes' convenience.

Together, these spaces provide the student-athlete with a variety of study environments conducive to their success. Athletes can use these facilities between classes, after practice or in the evenings, with flexible hours tailored to make the most of a student-athlete's limited time.

Chris Helms, in his fifth year at Tech, is the director and is responsible for the development and leadership of the Student Athlete Academic Support Services office. Helms oversees an office comprised of associate directors Lois Berg and Colin Howlett, assistant directors Katie Ammons, Renia Edwards and Drew Scales, and secretary Terrie Repass.

Berg, who is in her 15th year at Tech, oversees the academic progress of the baseball team. Among her primary duties is developing the freshman orientation program, which ensures the student-athlete a smooth transition from high school to the university. Berg has a B.S. in sociology-psychology from



Lois Berg




Terrie Repass

Shepherd University in West Virginia and a M.S. in sociology from Marshall University. She needs only to complete her dissertation to receive a Ph.D. in higher education administration from Virginia Tech.

SAASS MISSION STATEMENT

Stakeholders in the office's mission include student athletes and their families, the university community, coaches and athletics administrators. SAASS seeks to develop relationships with its stakeholders that are founded on trust and respect, and provides the following services to accommodate their needs:

- University and NCAA information
- Orientation
- Academic assessment
- The development of an effective student life program
- Appropriate referrals
- Monitored study environments
- Tutorial programs
- State of the art technological learning assistance
- Student Athlete academic performance evaluations



The university commencement is held at Lane Stadium/Worsham Field.

OFFICE OF STUDENT LIFE

The Office of Student Life at Virginia Tech is committed to developing the total student-athlete. Megan Armbruster, Director of the Office of Student Life, is dedicated to enhancing the quality of the student-athlete experience through the programs that this office administers.

Based on the NCAA CHAMPS/Life Skills Program, the services are designed for student-athletes to develop the individual skills necessary to lead successful and productive lives. The focuses of the programs sponsored by the office are the five areas of commitment defined by the NCAA CHAMPS/Life Skills Program: academic excellence, athletic excellence, community outreach, personal development and career development. This program attempts to build individual confidence, promote respect for diversity, enhance interpersonal relationships, develop leadership skills, and enable each one to make a valuable contribution to the community.

Armbruster says, "The goal of our office is to provide students with the total college experience. When athletes graduate, I want them to look back and believe they had full access to a variety of opportunities while at Virginia Tech."

HOKIES WITH HEART

'Hokies With Heart' is the nickname of the community outreach program organized through the Office of Student Life. In the past year, Virginia Tech athletes participated in nearly 40 community service projects. Individual and team community service provide opportunities for Hokie student-athletes to give back to the faithful Virginia Tech fans.



Megan Armbruster

In cooperation with local Rotary members, Corp of Cadets, Virginia Tech student organizations and Montgomery County Public Schools, the student-athletes support the Winning Choices Program. Winning

Choices week provides an opportunity for Virginia Tech student leaders to bring messages of outstanding character and involvement to the Montgomery County elementary schools. The culmination of Winning Choices Week is a large assembly hosted at Cassell Coliseum in the spring, bringing in speakers to reiterate the importance of good decision-making and goal setting.

STUDENT ATHLETE ADVISORY COMMITTEE

The Virginia Tech Student Athlete Advisory Committee (VT-SAAC) promotes effective communication between athletic administration and student-athletes. SAAC is comprised of two representatives from each sport team.

The SAAC encourages their teammates to get involved both on campus and in the community. The SAAC Representatives help to design and provide programs that encourage academic success, health promotion, social responsibility, and general awareness.

CAREER DEVELOPMENT

In close collaboration with the Virginia Tech Career Services Center, programs and workshops are designed specifically for student-athletes. Resume design, career fair etiquette, mock interviews, interview attire and mini-career fairs are just a few examples of workshops hosted by the Athletics Office of Student Life. Student-athletes are encouraged to participate in on-campus interviewing and eRecruiting, along with securing internships and co-ops during their college career.

STAFF

Graduate assistants Amy Turley and Jessica Hood are assisting Armbruster this year in coordinating the programs and activities.

ATHLETIC PERFORMANCE

There's much more to athletic performance than weight training. Always striving to stay on the cutting edge, Virginia Tech has combined strength and conditioning with nutrition and sport psychology to the benefit of its student-athletes. At Tech, these areas are part of the student-athlete's preparation – not just for game day, but also for life after college. Virginia Tech tries to provide the best services, facilities and support staff for all of its student-athletes, to make them better athletes and better people.



Mike Gentry, Ed.D.



Terry Mitchell

STRENGTH & CONDITIONING

Thanks to the direction of Assistant Athletic Director for Athletic Performance Mike Gentry, the Virginia Tech strength and conditioning program is among the best in the nation.

Gentry is in his 16th year as the Hokies' director of strength and conditioning. His duties include overseeing the strength and conditioning training of athletes in all 21 varsity sports at Virginia Tech. A native of Durham, N.C., Gentry received a bachelor's degree in physical education from Western Carolina University in 1979 and a master's from the University of North Carolina at Chapel Hill in 1981. He received his doctorate in curriculum and instruction, with an emphasis in motor behavior, from Virginia Tech in 1999. In 1995 and 1996, Gentry was recognized by the National Strength and Conditioning Association as a finalist for the National Strength and Conditioning Professional of the Year.

The baseball team trains in the Jim "Bulldog" Haren Weight Room. Located in Jamerson Athletic Center, the Haren Weight Room is a 5,000-square foot weight room officially dedicated in

September 1985 to Haren, a former Hokie player and long-time supporter of the Virginia Tech Athletics Department.

Assisting Gentry in the weight room this year are three full-time assistant strength and conditioning coaches: Jay Johnson, assistant director of strength and conditioning, Terry Mitchell, strength and conditioning coordinator of men's Olympic sports, who handles baseball, and Emily Chones, strength and conditioning coordinator for women's Olympic sports. Gentry also has the services of four graduate assistants — Erin O'Neil, Lisa Guarneri, Gabe Teeple and Jarrett Ferguson.

SPORTS NUTRITION

A nutrition program was added to the athletics department in July 2000 to better serve Tech student-athletes.

In July 2002, Amy Freel, former coordinator of student life, became the full-time sports nutritionist in the athletics department.

Freel works one-on-one with student-athletes to provide them with information that they need on their diet. She also provides individual players with diet counseling on issues such as gaining lean muscle mass, losing body fat, and how to eat to improve performance.

"It is extremely beneficial for our student-athletes to have nutrition education and counseling available to them in order for them to remain successful in their sports and



Terry Mitchell supervises a workout in the Haren Weight room.

outside of athletics," Freel said. "The individualized nutrition educations allow me and the athletes to get very specific on their nutritional, personal and sport specific goals."

SPORT PSYCHOLOGY

Another addition to the athletics department as of August 2000 is sport psychology. The licensed psychologists, Dr. Gary Bennett and Dr. Robert Miller, associate director of the Thomas E. Cook Counseling Center, counsel student-athletes either individually or as a team.

The psychologists meet with student-athletes on an individual basis for personal counseling, performance enhancement and to discuss the mental aspects of the game. As a team, the sport psychologists work on team building, communication and performance enhancement.

Gentry says, "I've always felt that (sports psychology) was an important element. We want to be a holistic model of

an athletics department and we wanted to and needed to include sports psychology in that model."

"One of the dangers of sport psychology is that it can be totally about sports and there is that perception," Miller says. "We try to talk about a variety of issues, such as nutrition or academics. We want to be broader and help the person as a whole, not just with performance."

"We see those other outside things as interfering with an athletes' ability to perform," Bennett says. "We feel we can help athletes perform better by addressing those concerns."

The psychologists also offer an injury group to afford injured athletes the opportunity to meet with other injured athletes and talk about their recovery process. Injured athletes may also meet individually with the sport psychologists if they do not feel comfortable in the group or cannot make the sessions. On average, the psychologists conduct 20 individual sessions per week.

SPORTS MEDICINE

The Virginia Tech Sports Medicine Department is an ever-changing and developing unit that strives to provide the most current and comprehensive care to all student-athletes. The department, under the leadership of Gunnar Brolinson, D.O., Delmas Bolin, M.D., and Mike Goforth, director of athletic training, is constantly evolving to incorporate new ideas and state-of-the-art resources for the betterment of student-athletes.

A professional staff — including primary care physicians who are Board certified in family medicine and sports medicine, orthopaedic surgeons, certified athletic trainers, physical therapists, chiropractors, massage therapists, sports

psychologists, nutritionists and orthotists — is available to manage the health care of athletes.

As part of the evolution, Tech recently completed its first full year in the new 4,300-square-foot Eddie Ferrell Memorial Training Room. This area consolidated the training rooms that existed in the Merryman Center and Cassell Coliseum. The facility gives the training staff a centralized area to care for the needs of all Virginia Tech student-athletes. There is state-of-the-art equipment and a unique style of architecture, developed by Glenn Reynolds, AIA and Larry Perry as the consulting engineer.

The new room, which nearly doubles the size of the former Merryman Center facility, also allows the staff to utilize that room for physical therapy, chiropractic care and massage therapy. With its completion, Virginia Tech now has more than 10,000 square feet dedicated to sports medicine, placing Tech in the top five percent



Jimmy Lawrence (l) and the athletic training staff provide experienced, professional health care to student athletes in 21 sports at Virginia Tech.

nationally. In addition, the \$10 million Merryman Center, a state-of-the-art facility which includes 2,400 square feet of medical space, will supplement the new training room. This treatment room has numerous treatment modalities, including portable X-ray, electric stimulation, ultrasound, hot and cold packs and a lumbar/cervical traction unit. It also has offices for the staff, dozens of training tables, two cold tubs, whirlpools, an underwater treadmill, a Biodex System 3 and various other pieces of rehabilitation equipment.

After the sports medicine staff diagnoses and treats an ill

or injured athlete, the staff then starts collaborative work with the strength and conditioning staff to give the best injury prevention and performance enhancing programs possible. The training, medical, and strength and conditioning staffs each have a role in bringing the athlete back quickly and ready to play. After an injury, an athlete will go through rehabilitation and physical therapy. Athletes are then moved to weight training, as they become able. The strength and conditioning staff uses specific programs for each injury in an effort to get the athlete back quickly.

A vital part of student-athletes services is the access to the Schiffert Student Health Center in McComas Hall. A health center and counseling services are available on one side of McComas Hall, while recreation sports and fitness programs are available on the other. The center also has a fully operational diagnostic laboratory, X-ray facilities and eight full-time physicians.

Dr. Brolinson, along with Goforth, team orthopaedic surgeon Dr. Marc Siegel and athletic trainer Jimmy Lawrence, care for the needs of Tech's baseball players. Lawrence attends practices and travels with the team.

"Our goal is to provide the same high level of health care that professional and Olympic athletes receive," Goforth said.



Gunnar Brolinson, D.O.



Mike Goforth



The Eddie Ferrell Memorial Training Room

110 SEASONS OF VIRGINIA TECH BASEBALL

They've been playing the game of baseball in these mountains for a long time. It's been played on the Drill Field and in a bandbox called Tech Park. Players with names like "Boots" and "Hooks" cleared the pebbles on the infield dirt for guys named Jim Stewart and Franklin Stubbs. They played as members of the Corps of Cadets and as members of the Pamplin School of Business. R.B. Prince coached the Orange and Maroon when V.P.I. won the South Atlantic championship. Coach Red Laird swapped fishing stories and made a young man named Johnny Oates lose weight. And a fiery skipper named Chuck Hartman came to Blacksburg in 1979 and still calls it home — 889 wins later. From "Jockey" Kircher, to fly balls off the left fielder's head, to windy Blacksburg springs, these mountains have stories to tell — over 100 years of stories.

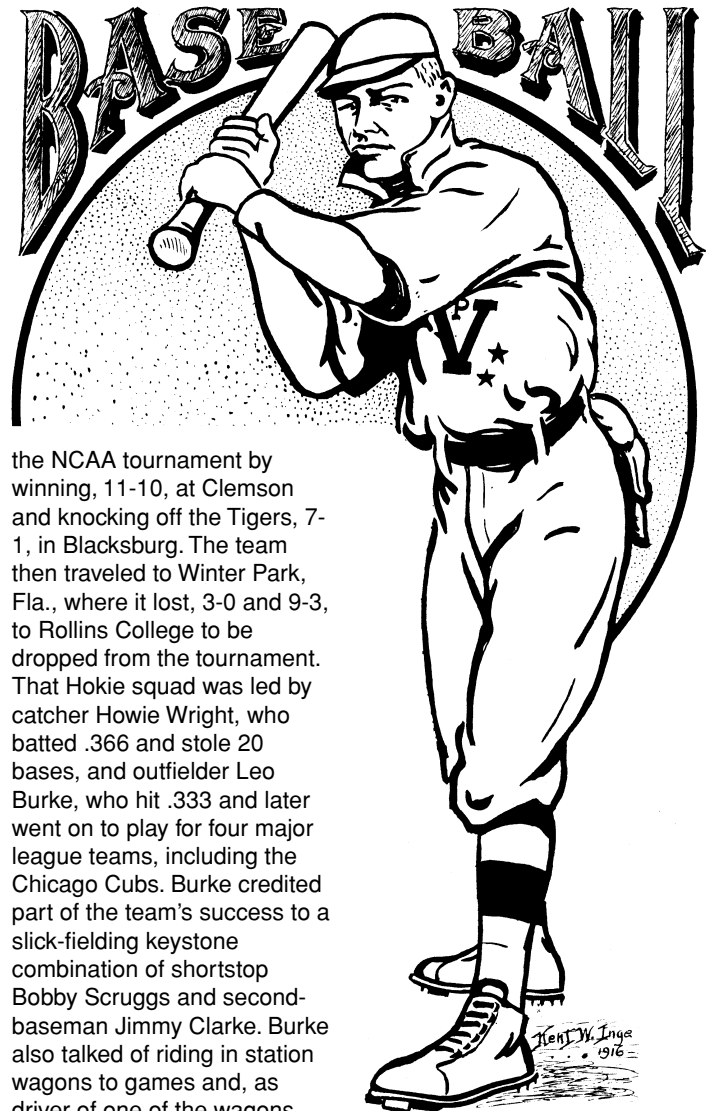
Virginia Tech had a baseball nine before it even had the name Virginia Polytechnic Institute. In the spring of 1892, cadets playing for the Virginia Agricultural and Mechanical College bumped over a Brush Mountain trail to play an outfit called the Newporters. The cadets representing V.A.M.C. defeated the Newporters, 18-8. By 1894, class baseball teams and

rivalries within the Corps were established. These Corps teams supplied players to the varsity squad.

Up to the early 1960s, most members of Virginia Tech's student body were in the Corps of Cadets. But, with or without life in the barracks, Virginia Tech baseball has had its share of success.

The 1915 club won the South Atlantic championship by posting a 21-0 record, the only undefeated season ever in the sport. The team captain, Skinny Bruce, hit a team-leading .474 and fielded 1.000 at his left field post, which earned him a trip to Washington to play with the Senators. In the Washington and Lee game that year, Tech was down 8-3 going into the ninth, but scored five runs to tie, including three on a home run by shortstop Jimmy Powell. The Hokies won in the 10th. A pitcher named Ernest King Bibb hurled a one-hit, 3-0 shutout of Hampden-Sydney to open the season and closed it with a two-hit, 1-0 blanking of Roanoke College to keep Tech's record perfect. "Boots" Williams knocked in the only run.

The first Tech team to reach the NCAA baseball playoffs was Coach Red Laird's 1954 club. Virginia Tech went 12-6 during the regular season and eliminated Clemson in the first round of



the NCAA tournament by winning, 11-10, at Clemson and knocking off the Tigers, 7-1, in Blacksburg. The team then traveled to Winter Park, Fla., where it lost, 3-0 and 9-3, to Rollins College to be dropped from the tournament. That Hokie squad was led by catcher Howie Wright, who batted .366 and stole 20 bases, and outfielder Leo Burke, who hit .333 and later went on to play for four major league teams, including the Chicago Cubs. Burke credited part of the team's success to a slick-fielding keystone combination of shortstop Bobby Scruggs and second baseman Jimmy Clarke. Burke also talked of riding in station wagons to games and, as driver of one of the wagons, never failing to stop by the local Dairy Queen for ice cream.

The school's next sweet season came in 1969 when the Laird-coached Tech squad went 26-5 and was invited to the NCAA playoffs in Gastonia, N.C. There, the Hokies beat Furman before losing to Mississippi and North Carolina to finish with a 27-7 ledger. Senior pitcher Steve Pittman went 6-0 and Dean Hahn posted a 5-0 record and hit .367 while playing first base. Junior Eddy Oates went 7-2 on the mound and also hit .313. Outfielder Steve Rosson also swung a big stick for Tech, hitting .343.


The diamond Hokies' next trip to the NCAA tournament

was in 1976 under Coach Bob Humphreys. Tech went 33-7 during the regular season and six regulars, led by outfielder Sandy Hill at .351, batted over .300. Paul Adams supplied power with 10 homers and 55 RBIs. Wayne Shelton, the cornerstone of Humphreys' NCAA teams, swung a .321 stick. The Hokies lost two one-run games in the Atlantic Regionals, a 10-inning 7-6 loss to South Carolina and a 5-4 nail-biter to Furman.

Humphreys also coached Tech to one of the most remarkable runs in the history of college baseball. Building on the foundation of pitching and excellent defense, the 1977 Tech team reeled off a 31-



The 1892 baseball team was the first varsity sport team at Virginia Tech.



Bob Humphreys guided the Hokies to a 135-60 record from 1974 through 1978.

game winning streak after beginning the year with a 3-7 start. Pitchers Mike Rhodes, Jim Puglisi and Duke Dickerson carried the pitching load. Rick Wade, a team leader on and off the field, hit .312 for the Hokies and Dennis Duff hit .336. The '77 Hokies participated in the NCAA Midwest Regionals.

Humphreys stressed pitching and defense during his five-year stint as the Hokies' head coach and produced a .692 winning percentage. His teams stood in contrast to the power-hitting lineups that Coach Chuck Hartman coached in the early 1980s. Led by sluggers Franklin Stubbs, Billy Plante, George Canale and Trey McCoy, the Hammerin' Hokies took full advantage of the cozy confines of Tech Park during the decade of the 1980s. Stubbs hit 29 dingers for Tech in 1981 to lead the nation and tie the NCAA record at that time for home runs in a season. Loyal Hokie fans remember Stubbs as a mobile power hitter who just missed

becoming the first 30-30 player in Division I history. The first baseman stole 34 bases in addition to his 29 homers, to lead the team to a 48-9 mark.

The next season, third baseman Jim Stewart, who hit 18 home runs and drove in 68 runs, joined Stubbs as an All-American. That 1982 Hokie nine became the first Tech team to win 50 games in a season and had seven of its members — Stubbs, Stewart, Brian Rupe, Jay Phillips, Ray Perkins, Jimmy Foit and Mark Krynitsky, sign pro contracts. Coach Hartman's teams rolled up 398 wins in the 1980s, won 71 percent of their games and three times finished the season ranked in the Top 20. During the 1987 season, Hartman became Tech's winningest coach.

In 1989, Hartman and the Hokies moved to spacious English Field, a classy new baseball-only facility at the southwest corner of campus. The deeper fences of the new field would cause a decline in Tech's power numbers but not

in the program's success.

The 1994 team was bumping along through a rebuilding year. Hartman's young team was 28-23 after concluding the regular season. Then, faster than you could say Brian Fitzgerald, the Hokies were champions and headed to the NCAA Tournament. Tech used outstanding pitching and solid defense to capture its first-ever Metro Conference Tournament title.


The Hokies were seeded sixth in the '94 Metro Tournament on the basis of their 8-9 record in conference play. The Tech nine met No. 3 seed South Florida in the first round. Fitzgerald, the team's sophomore ace, pitched a two-hit, complete-game shutout as Tech won 2-0. Next came No. 2 seed Southern Mississippi. Third baseman Bo Durkac doubled, tripled and drove in two runs to lead the offensive attack, and Ron Preston pitched into the ninth inning as the Hokies won 6-4. Senior Rob Gibson continued Tech's mound heroics with a stellar performance against UNC Charlotte, the tournament's No. 1 seed. Gibson allowed just one hit in a 4-1 Tech win.

Tulane stalled Tech's drive to the title by knocking off the Hokies, 6-3, on the final day of the event in Louisville, Ky. The Green Wave's win set up a

championship game between the two teams. Tulane jumped out to a 3-0 lead in the second inning of the title game, but the Hokies fought back. By the end of the fifth inning Tech had taken the lead, and Fitzgerald and reliever Charlie Gillian made it stand up for a 5-3 victory. The championship earned Tech a spot in the NCAA East Region where it lost to Auburn and all-time NCAA strikeout leader John Powell, 7-0, and fell to The Citadel, 4-3.

Tech moved from the Metro to the Atlantic 10 Conference in 1996 and preceded to win conference titles and NCAA trips in three of its five seasons in the league. Catcher Barry Gauch led the Hokies to the A-10 tournament championship in 1997. Tech marched to the title with three straight wins, including two against defending champion UMass. The Hokies hit .364 as a team in the tourney and scored 38 runs, including 25 during the first three innings of their games. Tech never trailed during the three-day

During the summer of 1981, Tech first baseman Franklin Stubbs helped the U.S. Baseball Federation All-Star team win two gold medals in international competition.






event. Gauch had three home runs and nine RBIs to win MVP honors.

The Hokies registered one of the biggest wins in school history at the NCAA South II Regional in '97 when they defeated 10th-ranked Southern Cal, 3-2. Senior Matt Reynolds hit two solo home runs and junior pitcher Denny Wagner went the distance to spark the victory. It was the Hokies' first-ever win over a Top 10 foe during NCAA Tournament competition. The following year, the Trojans returned to win the College World Series and earn the national championship.

Tech won two games on the last day of the 1999 A-10 Championships to earn another NCAA regional trip. Tournament MVP Larry Bowles contributed 10 hits, 14 RBIs, two home runs and a 12-strikeout, complete-game pitching victory during the conference event. The Hokies repeated as champions again in 2000 behind an MVP performance by outfielder Addison Bowman.

The following year, Virginia Tech made another conference move, becoming fulltime members of the BIG EAST. It didn't take Hartman



First-round draft pick Joe Saunders posted 27 wins in his three seasons at Tech.

and his Tech nine long to become comfortable in their new home. The Hokies advanced to the finals of the BIG EAST Championships during their first season in the league and shared the conference's regular-season title with Notre Dame in 2002.

Pitcher Joe Saunders,

who posted three straight nine-win seasons during that stretch, became Tech's highest pick in the Major League Baseball amateur draft following the 2002 season. The Anaheim Angels took the junior left-hander with the 12th pick of the first round.

Another junior, outfielder

Brad Bauder, also made headlines in 2002. Bauder had one of the greatest games in collegiate history when he went 8-for-8 against Georgetown, hitting for the cycle and contributing four home runs, seven runs scored, 14 RBIs and 23 total bases.

Up until the 1970s, the team was comprised mostly of members of the student body who had been recruited for other sports or tried out for the baseball team of their own volition. Many baseball players were multiple-sport athletes. In 1902, future College Football Hall of Fame inductee Hunter Carpenter played on the gridiron in the fall and the diamond in the spring. Al Casey in the 1930s starred in football, track and baseball. Harry Bushkar was recruited on a football scholarship in the early 1940s and played football, basketball and baseball before signing with the Yankees' organization. In the 1950s, Howie Wright was a standout catcher on Tech's 1954 NCAA baseball team and a star halfback on the Hokies' unbeaten and nationally-ranked 1954 football team.

During the 70s, Tech's baseball program was expanded and the head coach

Coach Chuck Hartman and the Hokies celebrate one of their three Atlantic 10 Tournament Championships.



no longer doubled as the assistant football or basketball coach as men like Mac McEver and Red Laird had done for many years. With one sport to concentrate on and an increased budget, coaches Humphreys and Hartman were free to spend more time on the recruiting trails. The move paid off. Since 1974 when Humphreys began his five-year coaching stint, Tech baseball has averaged 34 wins a year and has had just one losing season.


Tech's longest conference affiliation began in 1921 when the Hokies became a charter member of the Southern Conference. During the early years, the conference was composed of most of the teams that now make up the Southeastern Conference and the ACC. Tech remained in the league until June 1965, when it withdrew to become an independent. The Hokies played baseball as an independent until joining the Metro Conference after the 1978 season.

When Tech joined the Southern Conference, the baseball team was still playing its home games on an area that was part of what is now the Drill Field. The area was first called Sheib Field, and later Gibboney Field. After it was re-graded and enlarged in 1909, it was tabbed Miles Field. In 1926, Miles Stadium was constructed behind the War Memorial Gym and became the home for football, track and baseball. It wasn't until 1955

that the baseball team got a home of its very own. Tech Park, which eventually became nestled between Cassell Coliseum and Lane Stadium, had both dugouts and home run fences. Coach Hartman believes the ball jumped out of Tech Park particularly well to right field and is an expert witness after coaching Stubbs, Plante, Canale and McCoy, all of whom hit more than 20 home runs in a single season.

One former Hokie who was still plying his craft in the pros when Stubbs first started banging down the walls in Blacksburg was former Baltimore and Texas manager, Johnny Oates. Oates came to Tech looking for an education and a win over VMI. He left with a pro contract and a win over an Alabama team that had as a member Kenny Stabler. In fact, Oates' pro career may not have come to fruition if not for stern words from Coach Laird. After coming to Tech, Oates' playing weight ballooned from his normal 185 to 215. Oates remembers Laird summoning him to his office and asking the youngster in a sarcastic tone if Oates wanted to let a chance at a pro career slip away. After a winter of wrestling and running, Oates returned to his normal playing weight.

Oates played much of his sophomore season in 1966 with an injured heel. Before a home game with UNC that year, Laird struck a gentlemen's agreement with Tar Heel coach Walter Rabb,



Tech coaches G.F. "Red" Laird (l) and Chuck Hartman are both members of the American Baseball Coaches Association Hall of Fame.

an old fishing buddy, that would allow a pinch-runner for Oates every time he reached base yet still allow the Tech standout to remain in the game as the catcher. During the first eight innings of the game, Oates walked three times and singled twice. His pinch-runner, Mike Knight, scored five times. In the bottom of the ninth inning, Oates hit a three-run homer to give the Hokies a 15-14 victory.

There are other stories of what it was like to play baseball at Virginia Tech. Outfielder Wilson Bell never forgot being hit in the head by

a fly ball and having his center fielder toss him a glove for 'noggin' use only. Chuck Hartman fondly remembers two streakers on a motorcycle zipping behind the outfield fence during a game at Tech Park.

There are plenty of baseball stories in these mountains, and with Virginia Tech preparing to join the Atlantic Coast Conference next fall, there are plenty more still to be written.

Special thanks to Ed Moore, who did the initial research and writing for this story in 1992.

Tech's early games were played on an area where the Drill Field is now located.





LEO BURKE, OF/UTILITY

A three-sport letterman at Tech who turned to pro baseball following his graduation in 1956 ... Played his first game in the majors for the Baltimore Orioles in 1958 ... Also played for the Los Angeles Angels, St. Louis Cardinals and Chicago Cubs ... Saw action at every position except pitcher during his major league career, which lasted through the 1965 season.

JOHNNY OATES, C/MANAGER

Signed with the Baltimore Orioles in 1967 after his junior season at Tech ... Spent 11 seasons as a major league player with Baltimore, Atlanta, Philadelphia, Los Angeles and the New York Yankees before retiring in 1981 ... Managed Yankee AA and AAA teams to playoff berths in 1982 and 1983, respectively ... Took a position as the Chicago Cubs' bullpen coach in 1984 ... Moved to the Baltimore organization in 1988 ... Was named the Orioles' major league manager during the 1991 season ... Selected the American League Manager of the Year by *The Sporting News* in 1993 ... His 237-199 record from 1991-94 was the third-best in the American League for that span ... Signed a contract as manager of the Texas Rangers in October 1994 ... Earned American League Manager of the Year honors in 1996 after guiding the Rangers to the AL West championship.

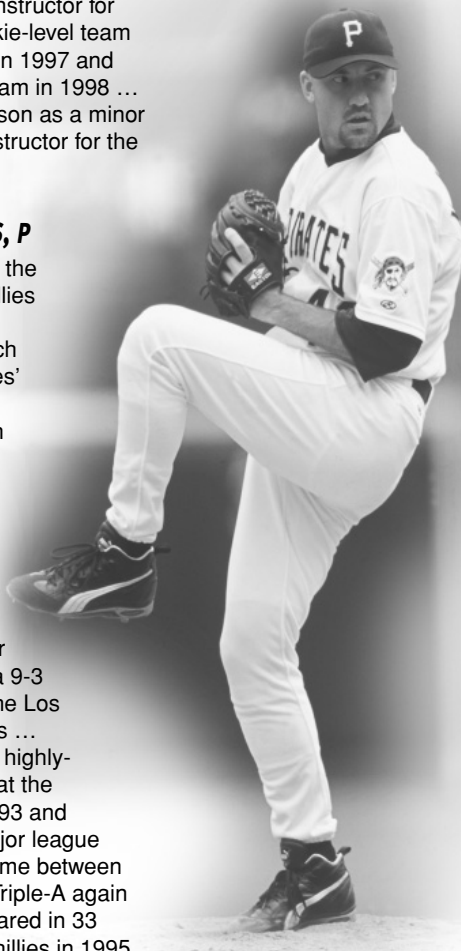
FRANKLIN STUBBS, 1B/OF

Was a first-round draft pick of the Los Angeles Dodgers in 1982 after his junior season at Tech ... Got his first call to the majors in April of 1984 ... Shared first base duties for the World Champion Dodgers in 1988 and started all five World Series games against Oakland that season ... Was traded to the Houston Astros prior to the 1990 season ... Set a Houston club record for home runs by a left-handed hitter with 23 ... Signed a three-year free agent contract with the Milwaukee Brewers in 1991 ... Joined the Atlanta Braves' organization

after retiring as a player ... Was the hitting instructor for the Braves' Rookie-level team at Danville, Va., in 1997 and managed that team in 1998 ... Is in his fifth season as a minor league hitting instructor for the Braves.

MIKE WILLIAMS, P

Signed with the Philadelphia Phillies in 1990 after his junior year at Tech ... Led the Phillies' minor league organization with 14 wins in 1991 ... Was called to the majors during July of 1992 ... Pitched a three-hitter in his second major league start for a 9-3 victory against the Los Angeles Dodgers ... Enjoyed another highly-successful year at the Triple-A level in '93 and pitched in 17 major league games ... Split time between the majors and Triple-A again in 1994 ... Appeared in 33 games for the Phillies in 1995, including eight starts ... Compiled a 3-3 record and 3.29 ERA ... Moved into the starting rotation in 1996 ... Signed as a free agent with Kansas City and saw action on the AAA and major league levels in '97 ... Pitched in 37 major league games as a reliever for the Pittsburgh Pirates in '98, compiling a 4-2 record and 1.97 ERA ... Led the Pirates in saves with 23 during the 1999 season ... Made 72 appearances in 2000 posting 24 saves and a 3.50 ERA ... Had 22 saves for Pittsburgh in 2001 before being traded to the Houston Astros in August ... Finished with a 6-4 record, including a 4-0 mark with the Astros ... Re-signed with the Pirates in December ... Set a Pirates club record with 16 consecutive saves in 2001, then posted a club-record 46 saves in 2002 ... Pitched in the 2002 Major League All-Star game and was chosen for the game again in 2003 ... Posted



Mike Williams

25 saves in 40 games for the Pirates in '03 before being traded to Philadelphia ... Had three saves for the Phillies as a setup man ... Signed with the Tampa Bay Devil Rays during the winter.

GEORGE CANALE, 1B

Passed up his senior year at Tech after he was picked in the sixth round of the 1986 draft by the Milwaukee Brewers ... Made his first appearance in the majors during September of 1989 ... Hit a home run in his second major league at bat ... Was called up again in 1990 ... Was traded to Montreal and then to Cleveland where he spent most of the 1992 and 1993 seasons at the AAA level ... Spent time in the Colorado Rockies, Kansas City Royals and Pittsburgh organizations.

BRAD CLONTZ, P


Was drafted in the 10th round and signed by the Atlanta Braves in 1992 ... Named the Southern League Pitcher of the Year in 1994 after saving 27 games at Greenville and posting a 1.20 ERA ... Saved 11 more regular season games at Richmond and won the Rolands Relief Man award as the top reliever in the minor leagues ... Worked as a closer, then a setup man during his major league rookie season in 1995 ... Finished with an 8-1 record, four saves and a 3.65 earned run average ... Led the National League in relief wins ... Was a setup man in '96 and led the National League in appearances with 81 ... Posted a 5-1 record, one save and a 3.75 ERA in 51 appearances during the 1997 season ... Signed with the Dodgers prior to the 1998 season ... Saw some major league action with LA in '98 and with the Pittsburgh Pirates in 2000 ... Spent last season in the Colorado Rockies organization, saving 30 games at the AAA level.

KEVIN BARKER, 1B

A third-round draft pick of the Milwaukee Brewers following his junior season at Tech in 1996 ... Hit .306 with 23 home runs and 96 runs batted in at Louisville (AAA) in '98 ... Started 1999 at Triple-A and had 23 homers and 87 RBIs when he was called up to the majors in mid-August ... Played in 38 major league games for the Brewers, starting 29 ... Hit .282 with three doubles, three home runs and 23 RBIs ... Saw action in 40 games during the 2000 season, batting .220 with five doubles, two homers and nine RBIs ... Moved to the San Diego Padres organization and saw action in seven major league games in 2002.

BRIAN FITZGERALD, P


Was drafted in the 20th round and signed by the Seattle Mariners in 1996 ... Was called to the majors during the 2002 season ... Pitched as a reliever in six games, working 6.1 innings ... Did not have a decision ... Retired from baseball in 2003.



FRANKLIN STUBBS, 1B

Hamlet, N.C.


As a sophomore in 1981, he became the first Tech baseball player to earn first-team All-America honors ... Was picked as the DH on the *All-America Baseball News* (now *Baseball America*) All-America squad and was a second-team choice at first base on the American Association of College Baseball Coaches' team ... Earned those honors by hitting .417, driving in 83 runs, stealing 34 bases and slugging 29 home runs ... Set nine school records and led the nation in home runs and slugging percentage (.969) ... The following season as a junior, he was named to *The Sporting News'* All-America team.



JIM STEWART, 3B/P

Seabrook, Md.

Was named as the first-team third baseman on the 1982 American Association of College Baseball Coaches' All-America team following an outstanding senior season ... Led the team with a .404 batting average ... Contributed 88 hits (a school record at the time), 18 home runs and 68 RBIs ... Also aided the Tech cause as a short reliever, compiling a 4-1 record with four saves and a team-leading 2.31 earned run average.



GEORGE CANALE, 1B

Roanoke, Va.

Led the nation in home runs with 29 as a junior (1986) on the way to earning first team All-America honors from *Baseball America* and *The Sporting News* ... Led the team in hitting with a .373 average ... Also contributed 71 runs batted in, 76 runs scored and a team-high 47 bases on balls ... Established school career marks for home runs (76), total bases (502) and runs batted in (227) ... Considered Tech's top defensive first baseman.



TREY MCCOY, LF

Virginia Beach, Va.

Earned third-team All-America honors from the American Association of Baseball Coaches as a sophomore in 1987 ... Hit .406 with 21 home runs, 66 RBIs and 48 bases on balls ... Led the team in 11 offensive categories ... Was named the University Division Player of the Year in the state of Virginia and led the Metro Conference in batting, home runs and RBIs.



DEE DALTON, SS

Roanoke, Va.


Named third team on the 1993 NCAA Division I All-America squad selected by *Collegiate Baseball* following his sophomore season ... Hit .341 and drove in 42 runs for the Hokies ... Led the team in home runs (14), triples (3), walks (38), runs scored (49) and slugging percentage (.665) ... Fielded .932 overall and .966 in Metro Conference games ... Carried a .459 batting average in league games with seven homers ... His combined offensive and defensive skills rank him as one of the top shortstops in school history.



CHARLIE GILLIAN, P

Beckley, W.Va.

Finished the 1996 season among the national leaders in saves ... Named to the third-team Mizuno All-America squad selected by *Collegiate Baseball* ... Posted a Tech single-season record 14 saves to go with a 2-1 record and 1.98 earned run average ... Registered 35 strikeouts in 27.1 innings, while walking just eight batters ... Opponents hit just .186 against the right-handed junior during his 31 appearances.



MATT GRISWOLD, OF

Severna Park, Md.


The fourth sophomore to earn All-America honors at Tech during Coach Chuck Hartman's tenure ... Was named to the third team of the 1997 American Baseball Coaches' Association All-America squad ... Finished the season with a team-leading .408 batting average ... Contributed 69 runs batted in and 13 home runs ... Also led the team in walks (49) and on-base percentage (.527) ... Put together a 29-game hitting streak during the season.



BARRY GAUCH, C

Woodbridge, Va.

Was selected third-team All-America by the American Baseball Coaches' Association following his senior season in 1999 ... Batted .374 that season and led the team in runs batted in with 61 ... Also topped the Hokies in hits (85), multiple-hit games (28) and multiple-RBI games (17) ... He contributed 17 doubles, three triples and 10 home runs ... Named first-team All-Atlantic 10 and was selected to the A-10 All-Championships team.



LARRY BOWLES, P/1B

Boones Mill, Va.

Named third-team All-America as a sophomore in 1999 by both *Collegiate Baseball* (Louisville Slugger TPX team) and the National Collegiate Baseball Writers ... The MVP of the Atlantic 10 Baseball Championships ... Posted a 10-3 pitching record with a 4.27 earned run average and a team-leading 106 strikeouts in 105.1 innings ... Also played first base and led the team in batting (.390), home runs (14), extra-base hits (34) and slugging (.700) ... Drove in 58 runs and put together a 27-game hitting streak.



MATT DALTON, P

Monroeville, Pa.

A member of the 16-man first team of the 2003 National Collegiate Baseball Writers Association All-America team ... Also named third team on the 2003 American Baseball Coaches Association/Rawlings A-A squad ... Did not surrender a run during his first 26 appearances of the season ... Finished with a 0.76 earned run average ... Posted a 3-1 record and tied a school single-season mark for saves with 14 ... Pitched 35 2/3 innings during 29 appearances ... Allowed just 16 hits, only one of which went for extra bases ... Struck out 28 batters and walked just six ... Became the first pure relief pitcher to be named first-team All-BIG EAST.



KEVIN BARKER, OF
Mendota, Va.

A second-team pick as an outfielder on the 1996 *Baseball America* All-America team ... Was voted the Atlantic 10 Conference Player of the Year after finishing his junior season with a .361 batting average, 20 home runs and 62 runs batted in ... Led the team with 73 hits, 52 walks and a .492 on-base percentage ... Set a school single-season mark for triples with nine and became the Hokies' all-time leader in that category with 17 ... Started all 59 games in center field, committing just one error ... Was only the fifth Tech player to hit 20 homers in a season.



MARC TUGWELL, 2B
Springfield, Va.

Was picked second team All-America by both the American Baseball Coaches Association and *Collegiate Baseball* following the 2003 season ... Named the BIG EAST Co-Player of the Year after batting a team-leading .398 and fielding .981 ... Also led the team in at bats (226), runs (64), hits (90), doubles (17) and slugging percentage (.580) ... Was second on the squad in runs batted in (59), stolen bases (16) and on-base percentage (.445) ... Committed just six errors in 308 total chances ... A two-time All-BIG EAST selection at second base.

VIRGINIA TECH SPORTS HALL OF FAME



Chuck Hartman




Paul Dear



Berky Cundiff

The Virginia Tech Sports Hall of Fame was organized in 1982 to honor persons who have made outstanding contributions to athletics at the university. Since its inception, a total of 116 people have been enshrined, including current Tech baseball coach Chuck Hartman who was inducted in November 2002. Other Hall of Fame members associated with the Tech baseball program are: G.F. 'Red' Laird, C.P. 'Sally' Miles, Paul Dear, Johnny Oates, Franklin Stubbs, Leo Burke, Jim Stewart, Berkeley 'Berky' Cundiff, George Canale, H.M. 'Mac' McEver, Wilson Bell, Harry Bushkar, Howie Wright, William 'Monk' Younger, Lee Melear, Hunter Carpenter, Mel Henry, Herb Thomas, James Franklin Powell, Al Casey, Sterling Wingo, H.V. Hooper, Dell Curry, Ed Motley and Wendy Weisend.

FIRST BASEBALL JERSEY RETIRED



Virginia Tech retired the jersey of former Tech baseball great Johnny Oates on May 4, 2002 during a special ceremony prior to a double-header against Connecticut at English Field.

Oates was presented with a framed jersey in recognition of the honor and a special display with his name and number has been placed on the front of the press box. Oates' jersey is the first baseball jersey to be retired by Virginia Tech. His number 15 remains available to future Tech players.

Oates came to Blacksburg in 1965 and was an outstanding catcher for the Virginia Tech baseball team. He hit .410 in 1966 and .342 in 1967 before signing with the Baltimore Orioles after his junior season. Oates spent 11 seasons in the major leagues as a player, seeing action in two World Series with the Los Angeles Dodgers and one with the New York Yankees. After retiring as a player in 1981, Oates tried his hand at coaching, and went on to become the major league manager of the Baltimore Orioles and the Texas Rangers. He was inducted into the Virginia Tech Sports Hall of Fame in 1983.



PAST CONFERENCE HONORS

SOUTHERN CONFERENCE:

Virginia Tech was a charter member of the Southern Conference when it formed in 1921 and remained a member until the spring of 1965 when it withdrew to become an independent. Following is a list of Tech's All-Southern Conference baseball players from 1952-1965: **1952**, First Team: Tom Bryant, of; **1954**, First Team: Bobby Scruggs, ss; Leo Burke, of; Howie Wright, c; Jim Beard, p; **1955**, First Team: Bobby Scruggs, ss; Leo Burke, of; Howie Wright, c; Grover Jones, p; **1956**, First Team: Leo Burke, of; Second Team: Welford Lucy, 1b; Jimmy Clarke, 2b; **1957**, Second Team: Dave Kuhn, of; Bobby Wolfenden, of; **1958**, First Team: Dave Kuhn, of; **1959**, Second Team: Jimmy Graves, 3b; Dickie Snead, of; Travis Poole, of; **1960**, First Team: Dickie Snead, of; Second Team: Jimmy Graves, p; **1961**, First Team: Eddie Hite, 2b; Lee Melear, p; **1962**, Second Team: Eddie Hite, 2b; Lee Melear, p; Sam Jenkins, p; **1963**, First Team: Tom Green, of; Dave Blake, of; Lee Melear, p; Second Team: Larry Lawson, c; **1964**, none; **1965**, Second Team: M.H. Herndon, of.

METRO CONFERENCE:

Tech competed as a member of the Metro Conference from 1978-79 through 1994-95. **1979**, First Team: Dave Grier, p; Harold Williams, 1b; **1980**, First Team: Mike Rhodes, p; Jay Phillips, 3b; Second Team: Franklin Stubbs, 1b; Joe Mitchell, of; **1981**, First Team: Paul Levy, p; Franklin Stubbs, 1b; Brian Rupe, of; Andy Aldrich, dh; **1982**, First Team: Ray Perkins, p; Jim Stewart, 3b; Brian Rupe, of; Franklin Stubbs, 1b; Mark Krynskiy, c; **1983**, First Team: Rick Knapp, p; Tim Buheller, of; **1984**, First Team: Billy Plante, 3b; Bean Stringfellow, p; HM: Shaun Sullivan, of; Budgie Clark, 2b; John Bowler, dh; **1985**, First Team: Shaun Sullivan, of; Tim Buheller, of; Chuck Boyle, utl; Billy Plante, 3b; George Canale, 1b; Bean Stringfellow, p; **1986**, First Team: George Canale, 1b; Trey McCoy 3b; Tim Buheller, cf; Doug Basse, of; David Potts, p; **1987**, First Team: Brad DuVall, p; Trey McCoy, of; Casey Waller, 3b; **1988**, First Team: Brad DuVall, p; Len Wentz, 2b; Trey McCoy, of; Mike Conte, of; Randy Berlin, dh; **1989**, First Team: Mike Williams, p; Len Wentz, 2b; Casey Waller, 3b; Mike Conte, of; Craig Blum, utl; **1990**, First Team: Len Wentz, 3b; Rod Emmons, of; Second Team: Mike Williams, p; **1991**, First Team: Martin Agee, 2b;

David Dallas, ss; Les Jennette, utl; Second Team: Steve Render, of; **1992**, First Team: David Dallas, 2b; Les Jennette, dh; Steve Render, of; Second Team: Brad Clontz, p; J. R. Hawkins, of; **1993**, First Team: J.R. Hawkins, of; Second Team: Dee Dalton, ss; Bo Durkac, 3b; **1994**, First Team: Bo Durkac, 3b; Second Team: Charlie Gillian, p; **1995**, First Team: Mike Terhune, 2b; Bo Durkac, 3b; Kevin Barker, of; Second Team: Charlie Gillian, p; Josh Herman, c.

METRO

ALL-TOURNAMENT PLAYERS:

1979, Dave Richardson, of; **1980**, Jim Stewart, of; **1981**, Franklin Stubbs, 1b; Andy Aldrich, dh; **1982**, Jim Stewart, 3b; Jimmy Foit, ss; Mark Krynskiy, c; **1983**, Budgie Clark, 2b; **1984**, Billy Plante, 3b; George Canale, dh; Rodney Brooks, p; **1985**, Chuck Boyle, c; Peery Agee, dh; Dell Curry, p; **1987**, Alan El-Amin, of; Brian Henderson, ss; Joe Vieni, c; **1989**, Mike Conte, of; **1990**, Len Wentz, 3b; **1992**, Mike Reedy, of; Denny Hedspeth, c; **1994**, Brian Fitzgerald (MVP), p; Josh Herman, dh; **1995**, Brian Fitzgerald, p; Kevin Barker, of.

ATLANTIC 10 CONFERENCE:

The Hokies played in the Atlantic 10 Conference from 1996-2000. **1996**, First Team: Kevin Barker, of (Player of the Year); Second Team: Josh Herman, c; Sean Hummel, p; **1997**, First Team: Kevin Kurilla, ss; Denny Wagner, p; Second Team: Matt Griswold, of; **1998**, First Team: Matt Griswold, of (Player of the Year); Second Team: Addison Bowman, 3b; Barry Gauch, c; Eric Shiflett, of; Jon Hand, p; **1999**, First Team: Barry Gauch, c; Matt Griswold, of; Second Team: Larry Bowles, p/1b; Jason Bush, p (Rookie of the Year); **2000**, First Team: Jed English, dh; Joe Saunders, p; Second Team: Addison Bowman, of.

ATLANTIC 10

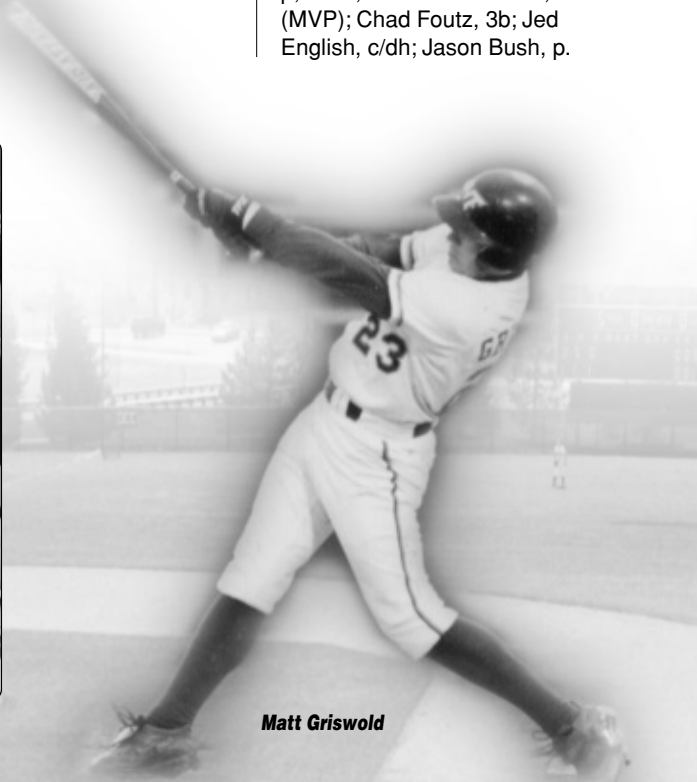
ALL-TOURNAMENT PLAYERS:

1996, Jon Hand, p; Brian Fitzgerald, p; Austin Rappé, of; Josh Herman, c; **1997**, Barry Gauch, c (MVP); Randy Martin, 2b; Kevin Kurilla, ss; Matt Griswold, of; Denny Wagner, p; **1998**, Randy Martin, 2b; Jon Hand, p; Barry Gauch, c; **1999**, Larry Bowles, p/1b (MVP); Barry Gauch, c; Addison Bowman, ss; John West, 3b; Matt Griswold, of; Pat Pinkman, p; **2000**, Addison Bowman, of (MVP); Chad Foutz, 3b; Jed English, c/dh; Jason Bush, p.

Leo Burke



Larry Bowles



Matt Griswold



Year	W- L- T	Pct.	Coach	Captain
1892	2- 0- 0	1.000		
1893	0- 1- 0	.000		
1894	NO TEAM			
1895	3- 2- 0	.600	J. McJames	T.E. Dashiell
1896	3- 8- 0	.273	R.S. Wilkins	W.H. Rasche
1897	9- 6- 0	.600	Lipep	E.H. Herbert
1898	3- 3- 0	.500		R.S. Wilkins
1899	NO TEAM			
1900	6- 5- 0	.546	Dr. A.B. Morrison	W.F. Bell
1901	5- 3- 0	.625	Dr. A.B. Morrison	J.D. Burrall, H. Carpenter
1902	4- 2- 0	.667		C.H. Carpenter
1903	8- 4- 0	.667	Orth	J.F. Ware, C.P. Miles
1904	6- 5- 0	.546	R.R. Brown	W.C. Walsh
1905	6- 5- 0	.546	Dr. Knox	R.B. Tinsley, S.H. Lee
1906	5- 3- 0	.625	S.S. Eckerstone	E.S. Sheppard
1907	5- 8- 0	.385	S.S. Eckerstone	
1908	3- 4- 1	.437	C.P. Miles	E.S. Sheppard
1909	11- 6- 0	.647	R.M. Brown	A.D. Austin
1910	10- 7- 0	.588	Branch Bocock	T.P. Hicks
1911	13- 7- 1	.619	Branch Bocock	Richard Fuqua
1912	9- 9- 0	.500	L.W. Reiss	F.H. Legge
1913	3- 3- 0	.500	C.P. Miles	P.R. Evans
1914	15- 4- 1	.775	Branch Bocock	Albert L. Jones, Jr.
1915	21- 0- 0	1.000	R.B. Prince	F.W. Bruce
1916	9- 4- 0	.692	W.G. Breintenstein	E.K. Bibb
1917	9- 1- 0	.900	W.G. Breintenstein	L.M. Gaines
1918	8- 4- 0	.667	Charles A. Bernier	J.E. Old
1919	12-13- 0	.480	Charles A. Bernier	Charles Whitmore
1920	16- 6- 0	.727	Charles A. Bernier	P.C. Brooks
1921	17- 9- 1	.648	W.L. Younger	R.W. Harvey
1922	7-10- 2	.400	W.L. Younger	J.G. Wallace
1923	7- 8- 0	.467	W.L. Younger	D.H. Rutherford
1924	10- 6- 1	.617	George S. Kircher	D.H. Rutherford
1925	5-11- 2	.333	George S. Kircher	C.G. Thomas, Jr.
1926	13- 6- 1	.675	George S. Kircher	C.L. Crummett, Jr.
1927	11- 4- 0	.733	George S. Kircher	P.S. Dear
1928	4- 7- 0	.364	George S. Kircher	D.M. Alexander
1929	9- 6- 0	.600	George S. Kircher	Clay M. Mattox
1930	13- 2- 1	.844	George S. Kircher	James A. Coffey
1931	7- 7- 2	.500	George S. Kircher	R.M. Mapp, N.C. Bibb
1932	5- 7- 0	.417	George S. Kircher	S.E. Hardwick, Jr.
1933	6- 6- 0	.500	H.M. McEver	R.W. Sutton
1934	6-11- 1	.361	H.M. McEver	Wilson Bell
1935	4-15- 0	.211	H.M. McEver	Paul V. Kelsey
1936	8- 8- 0	.500	H.M. McEver	Joe Russell
1937	12- 8- 0	.600	H.M. McEver	Ray Thompson
1938	4-10- 0	.286	H.M. McEver	M.A. Cregger
1939	1-14- 0	.067	H.M. McEver	Frank Pierce
1940	7- 5- 0	.583	G.F. Laird	M.R. Cobb
1941	6-10- 0	.375	G.F. Laird	W.A. Trice
1942	10- 5- 1	.656	G.F. Laird	W.J. Henderson
1943	4- 8- 0	.333	G.F. Laird	Joseph Moody
1944	9- 4- 0	.692	H.M. McEver	Henry Caravati, Phillip DeLisi
1945	10- 4- 0	.714	G.S. Proctor	Andrew M. Dreelin, J.F. Lucas
1946	8-11- 0	.421	G.S. Proctor	John J. Kozelski, Jr.
1947	11- 6- 0	.647	G.S. Proctor	Frank B. Poole
1948	14- 8- 1	.630	G.F. Laird	Joe Foltz
1949	10-11- 0	.476	G.F. Laird	Bill Kean
1950	13- 9- 0	.591	G.F. Laird	Ralph C. Beard
1951	8-11- 0	.421	G.F. Laird	Sterling Wingo
1952	4- 9- 0	.308	G.F. Laird	Ed Pierce
1953	6- 7- 0	.462	G.F. Laird	
1954	14- 8- 0	.636	G.F. Laird	
1955	13- 8- 0	.619	G.F. Laird	Jimmy Clark
1956	9-12- 0	.429	G.F. Laird	
1957	9-12- 0	.429	G.F. Laird	
1958	9-11- 1	.452	G.F. Laird	
1959	12- 7- 0	.632	G.F. Laird	
1960	10- 9- 0	.526	G.F. Laird	
1961	9-15- 0	.375	G.F. Laird	Eddie Hite
1962	11- 6- 0	.647	G.F. Laird	Eddie Hite



The 1915 baseball team posted a 21-0 record.

Year	W- L- T	Pct.	Coach	Captain
1963	14- 7- 0	.667	G.F. Laird	
1964	12-10- 0	.545	G.F. Laird	
1965	10-13- 0	.435	G.F. Laird	
1966	10- 6- 0	.625	G.F. Laird	
1967	14-10- 0	.583	G.F. Laird	
1968	17- 9- 1	.649	G.F. Laird	
1969	27- 7- 0	.794	G.F. Laird	
1970	15-11- 0	.577	G.F. Laird	
1971	16-10- 0	.615	G.F. Laird	Wayne Javins
1972	15-11- 0	.577	G.F. Laird	John Van Arnhem
1973	15-10- 0	.600	G.F. Laird	Howard Thomas
1974	15-15- 0	.500	Bob Humphreys	
1975	26-10- 0	.722	Bob Humphreys	
1976	33- 9- 0	.786	Bob Humphreys	
1977	34- 9- 0	.791	Bob Humphreys	
1978	27-17- 0	.614	Bob Humphreys	
1979	28-14- 0	.667	Chuck Hartman	Scott Atkins, Steve Dodd
1980	30-18- 0	.625	Chuck Hartman	Chip Smith, Mike Preisser, Andy Aldrich
1981	48- 9- 0	.842	Chuck Hartman	Andy Aldrich, Paul Levy, Mark Krynsitsky
1982	50- 9- 0	.847	Chuck Hartman	Mark Krynsitsky
1983	34-14- 0	.708	Chuck Hartman	Wayne King, John Patton
1984	41-17- 0	.707	Chuck Hartman	Todd Trickey, Chuck Boyle
1985	50-16- 1	.754	Chuck Hartman	Chuck Boyle
1986	38-21- 0	.644	Chuck Hartman	George Canale, Joe Vieni
1987	32-16- 1	.663	Chuck Hartman	Joe Vieni, Jon Hartness, Greg Mance
1988	40-20- 0	.667	Chuck Hartman	Alan El-Amin, Jimmy Hunt
1989	35-22- 0	.614	Chuck Hartman	Mike Conte, Len Wentz
1990	36-22- 0	.621	Chuck Hartman	Len Wentz, Mike Williams
1991	24-30- 0	.444	Chuck Hartman	Tim Fenn, Shaun Thomas
1992	34-17- 1	.663	Chuck Hartman	Steve Render, David Dallas
1993	34-15- 0	.694	Chuck Hartman	J.R. Hawkins, Mike Reedy, Justin Dobson
1994	32-26- 0	.552	Chuck Hartman	Justin Dobson, Denny Hedspeth
1995	34-24- 0	.586	Chuck Hartman	Bo Durkac, Braxton Bell
1996	35-24- 0	.593	Chuck Hartman	Josh Herman, Sean Hummel
1997	34-28- 0	.548	Chuck Hartman	Kevin Kurilla, Kris Turberville
1998	28-22- 2	.558	Chuck Hartman	Jon Hand, Matt Lichtel, Barry Gauch
1999	42-17- 0	.712	Chuck Hartman	Randy Martin, Barry Gauch, Eric Shiflett
2000	34-25- 2	.576	Chuck Hartman	Gray Hodges, Christian Simmers
2001	29-28- 1	.509	Chuck Hartman	Addison Bowman, Christian Simmers
2002	33-26- 0	.559	Chuck Hartman	Chip Runyon, Brian Copeland
2003	34-23- 0	.596	Chuck Hartman	Spencer Harris, Brad Bauder



THE HARTMAN YEARS

Since Virginia Tech fielded its first baseball team in 1892, the Hokies have compiled an overall record of 1,758 victories, 1,141 losses and 26 ties in 110 seasons (no teams in 1894 and 1899) — a winning percentage of .605. Over the last 45 years, Tech has suffered just two losing seasons, and during Coach Chuck Hartman's 25 years at the helm, the Hokies have averaged 36 wins a season.

Following is a year-by-year look at Tech's results under Hartman:

1979 (28-14)

VT Opp.
 Wh 10- 8 George Washington
 Wa 3- 2 Furman (10)
 La 5- 6 Newberry
 La 3-12 South Carolina
 La 8-11 South Carolina
 Wa 7- 6 South Carolina
 Wn16 4- 3 Eastern Connecticut
 Wa 5- 2 Atlantic Christian
 Wa 6- 3 East Carolina
 La 2- 6 East Carolina
 Wa 9- 4 William & Mary
 Lh 4- 5 Liberty Baptist
 Wh 5- 4 VCU
 Wh 10- 2 James Madison
 La 4- 5 VCU
 Wa 4- 1 Richmond
 Wa 6- 5 Richmond
 Wh 6- 2 William & Mary
 Wa 3- 1 East Tenn. State
 Wa 9- 0 VMI
 Wa 5- 4 Morris Harvey
 Wh 6- 3 Old Dominion (7)
 Wh 9- 8 Appalachian State
 La 7- 8 Liberty Baptist
 Ln17 2- 9 Virginia
 Wh 9- 8 Richmond (8)
 Wh 7- 6 Richmond
 Wh 4- 0 Virginia
 Wa 10- 8 James Madison
 Wh 8- 5 Maryland
 Lh 4- 6 Louisville
 Wh 15- 1 Louisville
 Wh 4- 2 California State (Pa.)
 Wh 11- 5 California State (Pa.)
 Wa 8- 6 Cincinnati
 La 1- 5 Cincinnati
 La 1- 2 Cincinnati
 Lh 8-10 East Tenn. State

Wh 12- 8 Clemson
METRO TOURNAMENT
 Wn4 9- 2 St. Louis
 Ln4 3- 4 Tulane
 Ln4 1- 5 Memphis State
 257-203

1980 (30-18)

VT Opp.
 La 1- 4 Davidson
 Wa 7- 4 William & Mary
 Wa 5- 0 William & Mary
 Wa 11- 3 Catawba
 Wa 9- 4 Catawba
 La 6-12 Georgia State
 La 0- 1 Georgia State
 Wn18 12- 1 Indiana
 La 9-18 Stetson
 Wn18 9- 6 Pittsburgh
 Wn18 9- 6 Indiana
 La 4- 5 Stetson (12)
 Wn18 12- 9 Pittsburgh
 Wn18 9- 7 Indiana
 Wa 7- 1 UNC Charlotte
 La 4- 5 UNC Charlotte
 Lh 2- 9 California State (Pa.)
 Wh 7- 4 California State (Pa.)
 La 6-10 James Madison
 La 3- 4 VCU
 La 6-14 Richmond
 Wa 6- 3 Old Dominion
 La 6-10 Old Dominion
 Wh 9- 6 East Tenn. State
 La 3- 4 East Tenn. State
 Wa 6- 3 Liberty Baptist
 Wh 10- 2 James Madison
 Lh 3- 4 Richmond
 Wh 6- 0 Old Dominion
 Wh 9- 3 Old Dominion
 Wa 9- 8 Louisville

La 9-17 Louisville
 Wa 5- 4 Louisville
 Wh 9- 5 VCU
 Wh 17- 9 VCU
 Wh 8- 2 VMI
 Wh 6- 1 Liberty Baptist
 Wa 7- 6 Appalachian State (9)
 Wa 5- 2 Appalachian State
 Wn19 19- 11 West Virginia
 Wa 4- 2 Clemson
 La 0- 8 Clemson
 Wa 12- 11 Georgia Tech
 La 16- 22 Georgia State
METRO TOURNAMENT
 Wn4 10- 6 Cincinnati
 Wa 12- 4 Florida State
 Ln4 5-14 Memphis State
 La 6-13 Florida State
 355-307

1981 (48-9)

VT Opp.
 La 3-10 N.C. State
 Wa 5- 2 North Carolina A&T
 Wa 9- 3 North Carolina A&T
 Wa 16- 2 Wake Forest
 Wa 9- 3 Wingate
 Wa 13- 5 Davidson
 La 2- 3 Davidson
 Wh 15- 6 Westfield State
 Wh 15- 4 Westfield State
 Wa 7- 5 East Tenn. State
 Wh 9- 5 Old Dominion
 Wh 8- 0 Old Dominion
 Wh 7- 2 Shippensburg State
 Wh 12-10 Shippensburg State
 Wh 6- 5 VCU
 Wh 13- 1 VCU
 Wh 14- 1 St. Louis
 Wh 10- 2 St. Louis
 Wh 9- 8 St. Louis (8)
 Wh 11- 5 Richmond
 Lh 0- 3 Liberty Baptist
 Wh 19- 0 Bluefield
 Wh 22- 2 Bluefield (5)
 Wa 14- 0 VMI (7)
 Wa 9- 3 Cincinnati
 Wa 15- 0 Cincinnati
 Wa 11- 5 Cincinnati
 Wh 11- 7 William & Mary
 Wh 12- 4 William & Mary
 Wh 13- 3 Longwood (7)
 Wa 13- 9 James Madison
 La 8-20 Old Dominion
 Wa 4- 2 Old Dominion
 La 5- 6 Richmond
 Wh 16- 7 Howard
 Wh 5- 4 Howard
 Wh 3- 2 Howard
 Wh 13- 1 VMI
 Wh 12- 5 Louisville
 Wh 7- 5 Louisville
 Wh 13- 8 Louisville
 Wh 10- 0 Louisville
 Wh 8- 1 UNC Charlotte
 Wh 10- 1 UNC Charlotte
 La 9-10 Virginia
 Wa 8- 3 VCU
 Wa 14- 6 VCU
 Wn19 13- 6 West Virginia
 Wh 8- 5 Wingate
 Wh 11- 1 Virginia
 La 3- 6 Liberty Baptist
 Wh 11- 5 James Madison
 Wh 12- 6 Richmond
 Wa 4- 3 Georgia Tech
METRO TOURNAMENT
 Ln4 12-14 Tulane
 Wn4 24-10 Cincinnati
 Ln4 8- 9 Memphis State
 583-264

1982 (50-9)

VT Opp.
 La 4-13 Wingate
 Wa 6- 0 North Carolina A&T
 Wa 8- 1 North Carolina A&T
 Wh 8- 3 Point Park
 Wh 17- 4 Point Park
 Wh 13- 7 Point Park (8)
 Wa 9- 3 Davidson
 Wh 10- 8 Appalachian State
 Wh 1- 0 Appalachian State
 Wh 2- 0 Utica (5)
 Wh 18- 2 Shippensburg State
 Wh 7- 6 Shippensburg State (8)
 La 2- 7 Florida State
 La 4-12 Florida State
 Wa 5- 1 Florida State (7)
 Wn9 5- 2 East Tenn. State
 Wh 11- 3 Longwood
 Wh 15- 1 George Mason
 Wa 6- 0 Louisville
 Wa 10- 8 Louisville
 La 7- 9 Louisville
 Wa 3- 1 St. Louis
 Wa 8- 2 St. Louis (12)
 Wa 13- 3 St. Louis (7)
 Wa 11- 6 VMI
 Wa 12- 4 VMI (5)
 Wa 22- 2 Richmond (7)
 Wh 10- 8 Cincinnati
 Wh 11- 3 Cincinnati
 Lh 3- 4 Cincinnati
 Wh 6- 5 Old Dominion
 Wh 9- 8 Old Dominion
 Wh 21- 1 Bluefield (6)
 La 6- 8 James Madison
 Wa 4- 3 VCU
 Wh 13- 2 North Carolina A&T
 Wh 11- 7 North Carolina A&T
 Wh 15- 2 Howard
 Wh 5- 1 Howard
 Wh 16- 8 Richmond
 Wa 7- 0 George Mason
 Wh 9- 1 James Madison
 Wh 8- 7 William & Mary (9)
 Wh 16- 5 William & Mary
 Wh 23-10 VCU
 Wa 8- 1 East Tenn. State
 Ln19 4- 7 West Virginia
 Wn19 15- 2 West Virginia
 Wn17 10- 6 Virginia
 Wa 13- 4 Virginia
 Wh 9- 2 Virginia
 Wa 11- 6 Liberty Baptist
 Wh 17- 7 Liberty Baptist
 Wh 7- 5 East Tenn. State
 Wh 4- 1 East Tenn. State
 Wh 4- 0 East Tenn. State
METRO TOURNAMENT
 Ln4 5- 8 Tulane (10)
 Wn4 17- 8 Cincinnati
 La 1- 2 Florida State
 555-250

1983 (34-14)

VT Opp.
 Wa 7- 1 North Carolina A&T
 La 9-11 North Carolina A&T
 Wa 11- 1 N.C. State
 Wa 4- 1 Wake Forest (5)
 Wh 7- 3 George Washington
 Wh 9- 0 George Washington
 La 1-14 Mercer
 Wa 13- 9 Mercer
 La 4- 9 West Georgia
 Wa 3- 2 West Georgia
 Wa 6- 0 Georgia State
 Wh 11- 5 Shippensburg State
 Wh 6- 2 Shippensburg State
 Wh 6- 1 Oneonta State
 Wh 2- 1 Oneonta State

Coach Chuck Hartman gives directions to Jimmy Foit during a 1981 game.



Brian Rupe was one of the Hokies' top performers from 1979 through 1982.

Wh	7-	3	UNC Charlotte
Wa	6-	5	Richmond
Wa	9-	4	VCU
Wh	6-	4	VCU
Lh	14-	15	George Mason
Wh	12-	9	Wake Forest
Wa	14-	6	East Tenn. State
Wh	11-	3	North Carolina A&T
Wh	11-	1	North Carolina A&T
Lh	1-	4	James Madison
La	2-	4	Old Dominion
Wa	12-	5	Old Dominion
La	5-	13	James Madison
Wa	16-	4	George Mason
Wn19	4-	1	West Virginia
Wn19	5-	3	West Virginia
Wn17	11-	10	Virginia
Wa	8-	3	Virginia
Wh	12-	11	Virginia
Wh	10-	9	VMI
Wh	5-	4	VMI
Lh	4-	5	Richmond
La	3-	5	Liberty Baptist
Wh	4-	2	Liberty Baptist
Wh	7-	6	Howard
Wh	7-	1	Howard
Lh	9-	13	Howard
Lh	3-	4	East Tenn. State
Wh	10-	9	East Tenn. State (12)
La	8-	18	Georgia Tech
METRO TOURNAMENT			
Ln4	7-	9	Cincinnati (10)
Wn4	11-	2	So. Mississippi
Ln4	0-	1	Memphis State
353-255			

1984 (41-17)

VT Opp.

Wa	9-	7	High Point
Wa	11-	2	High Point
Wa	14-	0	No. Carolina A&T (5)
Wa	12-	1	North Carolina A&T
Wa	7-	1	Elon
La	2-	3	Elon
Wa	10-	2	Wake Forest
Wa	7-	3	Clemson
La	2-	6	Clemson
La	0-	9	Clemson
La	1-	4	South Carolina
La	4-	5	South Carolina
Wh	5-	1	Utica
Wh	9-	2	Utica
Wh	12-	4	Utica

Lh	6-	9	Wingate
Wh	6-	3	Shippensburg State (6)
Wh	5-	3	Shippensburg State
Wh	8-	2	Oneonta State
Wh	8-	3	Oneonta State
Lh	3-	7	Liberty Baptist
Wh	2-	0	VCU
Wh	7-	5	VCU
Wa	9-	6	Richmond
La	0-	5	George Mason
Lh	1-	5	Appalachian State
Wh	18-	1	No. Carolina A&T (5)
Wh	25-	0	No. Carolina A&T (5)
Wh	8-	5	South Carolina
Lh	1-	3	South Carolina
Lh	5-	6	James Madison
Wh	11-	5	East Tenn. State
Wh	5-	2	Cincinnati
Wh	4-	0	Cincinnati (8)
Wh	15-	5	Cincinnati
Wa	13-	4	East Tenn. State
Wa	7-	4	Appalachian State
Lh	6-	7	UNC Charlotte
La	8-	9	James Madison
La	8-	10	Louisville
Wh	6-	3	Longwood
Wa	8-	5	Old Dominion
Wn20	9-	4	Virginia
Wh	5-	3	Virginia
Wa	10-	9	Virginia
Wa	16-	3	Liberty Baptist
Wa	6-	4	VMI
Wa	13-	4	VMI
Lh	4-	6	Richmond
Wh	17-	2	Howard
Wh	25-	8	Howard
Wh	16-	10	Howard
Wa	3-	2	UNC Charlotte (10)
METRO TOURNAMENT			
Ln4	6-	12	Memphis State
Wn4	11-	7	Louisville
Wn4	17-	5	So. Mississippi
Wn4	6-	3	South Carolina
La	3-	17	Florida State
475-265			

1985 (50-16-1)

VT Opp.

Wa	3-	1	High Point
Wa	2-	0	High Point
Wa	7-	5	North Carolina A&T
Wa	3-	2	No. Carolina A&T (5)
Wa	4-	2	Elon


La	2-	3	Elon
Wa	7-	5	Wingate (12)
La	6-	9	Wake Forest
Wh	4-	0	William & Mary
Wh	10-	1	William & Mary
Th	4-	4	Clemson
Wh	14-	7	Clemson
Wh	20-	6	Clemson
Wh	1-	0	Utica
Wh	4-	2	Utica
Wh	11-	0	Utica
Wa	13-	6	Louisville
La	10-	11	Louisville
Lh	2-	9	James Madison
Wh	11-	0	Oneonta State
Wh	15-	3	Oneonta State
Wh	3-	2	UNC Charlotte
Wh	15-	4	VCU
Wa	6-	0	Richmond (5)
Wh	17-	6	George Washington
Lh	3-	7	South Carolina (7)
Lh	3-	13	South Carolina
Wh	8-	4	South Carolina (8)
Wa	14-	2	Appalachian State
Wa	28-	7	East Tenn. State (7)
Wh	13-	11	Richmond
Wh	15-	5	No. Carolina A&T (5)
Wh	18-	6	No. Carolina A&T (5)
Wh	9-	7	Cincinnati
Wh	10-	5	Cincinnati
Wh	13-	2	Cincinnati
Wa	4-	3	UNC Charlotte
Wh	10-	8	Longwood
Wh	9-	6	East Tenn. State
Wh	13-	10	Louisville
Wh	13-	3	Louisville
Wh	5-	1	Louisville
Lh	4-	9	George Mason
Lh	0-	11	Appalachian State
Wh	13-	3	VMI
Wa	10-	7	James Madison
Wa	9-	7	Cincinnati
Wa	5-	3	Cincinnati
La	9-	12	Cincinnati
La	8-	9	South Carolina
La	6-	7	South Carolina
Wa	10-	4	South Carolina
La	9-	16	VCU
Wh	14-	13	Virginia
La	2-	3	Virginia
La	0-	1	George Mason
Wh	21-	7	Liberty Baptist
Wa	12-	10	Liberty Baptist
Wa	16-	3	VMI
Wh	13-	0	Howard

Wh	13-	12	Howard (10)
Wh	9-	6	Howard
METRO TOURNAMENT			
Wn4	16-	8	Tulane
Wa	8-	5	Florida State
Ln4	6-	9	South Carolina
Wn4	14-	12	Tulane
La	1-	3	Florida State
610-368			

1986 (38-21)

VT Opp.

La	3-	4	High Point
Wa	6-	5	High Point
Wa	15-	2	No. Carolina A&T (6)
Wa	11-	0	No. Carolina A&T (5)
La	3-	12	Wake Forest
Lh	5-	6	South Carolina (10)
Lh	6-	8	South Carolina
Lh	2-	11	South Carolina
Wh	9-	4	George Mason
Wa	12-	10	William & Mary (12)
Wh	9-	8	Louisville
Wh	7-	0	Louisville
Wa	6-	2	Columbus
La	3-	4	Columbus
La	3-	10	Stetson
Ln18	3-	8	Rider
Ln18	3-	4	Iowa
La	13-	15	Stetson
Ln18	2-	11	Iowa
Wn18	12-	10	Rider
Wa	5-	2	Stetson
Wn18	5-	3	Iowa
La	4-	7	Appalachian State
Wh	15-	4	Richmond
Wh	10-	6	North Carolina A&T
Wh	10-	0	No. Carolina A&T (5)
Wa	5-	1	South Carolina
Wa	6-	1	South Carolina
Wa	6-	5	South Carolina
Wh	14-	3	East Tenn. State (7)
Lh	7-	12	Appalachian State
Wa	9-	8	James Madison
Wa	17-	4	Richmond
Wa	10-	4	Cincinnati
La	7-	11	Cincinnati
Wa	11-	7	Cincinnati
Lh	8-	11	Virginia
Wh	9-	8	VCU (8)
La	4-	7	UNC Charlotte
Wh	14-	9	Longwood
Wh	14-	3	Cincinnati
Wh	7-	6	Cincinnati
Lh	5-	9	Cincinnati (6)
Wa	13-	12	Virginia (12)



Pitcher Rodney Brooks compiled a 20-5 career record for Tech's top winning percentage over a four-year period (1983-87).

Wh 10- 8 James Madison
 Wa 8- 2 Louisville
 Wa 15-14 Louisville
 La 10-11 Louisville
 Wh 16-15 Liberty
 Wh 14-11 Old Dominion
 Wh 27- 4 VMI
 Wa 9- 7 Old Dominion
 La 0-16 Liberty
 Wh 16-15 Howard
 Wh 8- 5 Howard
 Wh 30- 0 Howard
 Wa 9- 6 VMI
METRO TOURNAMENT
 Ln4 5- 6 Cincinnati
 Ln4 8-11 Memphis State
 533-408


1987 (32-16-1)

VT Opp.
 Wa 6- 1 Duke
 Wa 14- 1 No. Carolina A&T (5)
 Wa 11- 1 No. Carolina A&T (6)
 Wh 12- 1 Louisville
 Wh 4- 0 Louisville
 Wh 10- 2 Louisville
 Wh 20- 1 Bluefield State
 Wh 4- 3 Ohio
 Lh 2-14 Ohio
 Wh 7- 3 VCU
 Wa 11- 6 Towson State
 Wa 9- 1 George Mason
 Ta 5- 5 Maryland (11)
 Wh 16- 6 Longwood
 Wa 2- 0 Louisville
 Wa 2- 1 Louisville
 Wa 11- 4 Louisville
 Lh 7-10 William & Mary
 La 4-11 South Carolina
 La 8-14 South Carolina
 La 8- 9 South Carolina
 La 6- 9 Richmond
 La 4- 5 William & Mary
 Wh 11- 1 Cincinnati
 Lh 1-13 Cincinnati
 Wh 9- 6 Appalachian State
 Lh 7- 8 Appalachian State
 La 1- 2 Cincinnati
 Wa 16- 0 Cincinnati
 Wa 4- 1 Cincinnati
 Wh 10- 8 George Mason
 Wa 3- 1 Liberty
 Wh 8- 6 Liberty
 La 1- 7 UNC Charlotte
 Wh 14- 4 Old Dominion
 Lh 12-13 VMI (10)

Wa 3- 2 Old Dominion
 Wh 10- 6 Howard
 Wh 12- 2 Howard (6)
 Wh 10- 1 Howard
 Wa 7- 3 Tennessee
 Lh 6- 8 UNC Charlotte
 La 2- 3 VCU (12)
 Wa 8- 3 Virginia
 Wn21 8- 4 Virginia
 Wh 11- 5 Virginia (forfeit)
METRO TOURNAMENT
 Wn12 2- 1 Cincinnati
 Ln12 4- 5 Florida State
 Ln12 9-14 So. Mississippi
 372-235

1988 (40-20)

VT Opp.
 Wa 21- 4 High Point
 Wa 20- 7 High Point
 La 2- 8 Coastal Carolina
 Wa 8- 3 Coastal Carolina
 Wa 10- 4 UNC Wilmington
 La 6-10 UNC Wilmington
 Wa 7- 2 UNC Wilmington
 La 2- 9 Methodist
 La 5- 6 Elon
 Wh 10- 3 Louisville
 Wh 4- 3 Louisville
 Wh 13- 2 Louisville
 La 1- 8 George Mason
 Wa 17- 3 William & Mary
 Wh 8- 6 Ohio
 Lh 1- 2 Ohio
 Wh 13- 2 Wake Forest
 Lh 3- 8 West Virginia
 Wh 10- 7 West Virginia
 Wh 17- 5 William & Mary
 Wa 12- 1 Louisville
 Wa 21- 3 Louisville
 Wa 9- 7 Louisville
 Wh 11- 9 Appalachian State
 Wh 11- 8 VCU
 Wh 13- 2 South Carolina
 Lh 4- 6 South Carolina (8)
 Wh 9- 7 South Carolina
 Wh 12- 8 Tennessee
 La 7-15 James Madison
 Wh 12- 1 Howard
 Wh 18- 1 Howard
 Wh 12- 10 Howard
 Wh 14- 8 Howard
 Lh 8- 9 Richmond
 La 6-10 South Carolina
 La 0- 7 South Carolina
 La 1-10 South Carolina



Brad DuVall was a first-round draft pick in both 1987 and 1988.

Wa 11- 8 Virginia
 Wh 9- 4 George Mason
 Wa 6- 4 Cincinnati
 La 2- 8 Cincinnati
 La 1- 2 Cincinnati (10)
 Wh 26- 2 Liberty
 Wh 14- 1 Liberty
 Wh 12- 1 East Tenn. State (7)
 Wh 25- 3 UNC Charlotte
 Wh 9- 1 Cincinnati
 Wh 16- 9 Cincinnati
 Lh 3- 5 Cincinnati
 La 6- 7 VCU (10)
 Wa 10- 5 Richmond
 Wn22 2- 1 New York Tech (7)
 Wa 4- 2 Old Dominion (7)
 Ln22 1- 4 New Orleans
 Wh 19-12 James Madison
 Wh 18- 8 Old Dominion
METRO TOURNAMENT
 Wn4 8- 1 Cincinnati
 La 6- 9 Florida State
 Ln4 1- 6 Memphis State
 567-327

1989 (35-22)

VT Opp.
 Wa 5- 2 Furman
 La 3- 5 Furman
 Wa 3- 1 Louisville
 Wa 10- 5 Louisville
 La 6- 7 Louisville
 La 2-14 Fresno State
 Wn23 9- 7 Missouri
 Wn23 10- 7 Liberty
 Ln23 1- 6 Washington State
 Wn23 8- 6 U.S. International
 Wn23 6- 3 Kansas State
 Wh 7- 2 George Mason
 Wh 9- 1 Cincinnati
 Wh 6- 2 Cincinnati
 Wh 11- 4 Cincinnati
 Wh 8- 4 East Tenn. State
 Lh 4- 6 Liberty (10)
 La 2- 3 Radford (11)
 Wa 7- 1 Old Dominion
 Wh 38- 9 Howard
 Wh 8- 5 Howard
 Lh 4- 5 Howard
 Wh 7- 4 Howard
 Wa 3- 1 West Virginia
 Wa 12- 6 West Virginia

Wa 8- 1 East Tenn. State
 Wa 2- 1 Memphis State
 La 6- 7 Memphis State
 La 1- 2 Memphis State
 Wh 20- 8 VMI
 Wa 3- 2 Appalachian State
 La 10-11 Appalachian State
 Wh 19- 1 William & Mary
 Wh 10- 5 South Carolina
 Wh 6- 3 South Carolina
 Wh 4- 0 South Carolina
 Wh 7- 3 Radford
 Lh 1- 5 Richmond
 Lh 4- 9 VCU
 Lh 9-10 Virginia (10)
 Wa 7- 5 Florida State
 La 8-14 Florida State
 La 4- 8 Florida State
 Wa 21- 7 William & Mary
 Ln21 2- 6 Virginia
 La 3- 9 VCU
 Wa 9- 3 George Mason
 La 6-10 James Madison
 Wh 20-19 Old Dominion (10)
 Lh 1- 2 UNC Charlotte
 Lh 3-10 So. Mississippi
 Wh 12- 3 So. Mississippi
 Wh 4- 1 So. Mississippi
METRO TOURNAMENT
 Wn12 8- 0 Cincinnati
 Ln12 4- 7 So. Mississippi
 Wa12 8- 4 South Carolina
 Ln12 2- 8 Florida State
 421-300

1990 (36-22)

VT Opp.
 La 2- 6 Liberty
 Wh 14- 5 Maryland
 Wa 16- 6 George Washington
 Wa 6- 5 VCU (10)
 Lh 2- 3 East Tenn. State
 Wh 9- 2 VMI
 Wa 19- 5 East Tenn. State
 La 4- 7 Tulane
 La 5- 7 Tulane
 Wa 7- 1 Tulane
 La 1- 9 S.E. Louisiana
 Wh 5- 1 VCU
 Wh 5- 4 Appalachian State
 Lh 2- 9 Appalachian State
 Wh 14- 3 Radford
 Wh 9- 8 Western Carolina
 La 6-18 Western Carolina
 Wa 21- 6 Tennessee
 Wh 7- 2 Howard
 Wh 9- 2 Howard (5)
 Wh 23- 4 Howard
 Wh 17- 5 Howard (7)
 Wh 12- 2 West Virginia
 Wh 9- 8 West Virginia
 Wh 11- 4 Richmond
 Wh 9- 8 Memphis State
 Wh 9- 6 Memphis State
 Wh 4- 0 Memphis State
 Wh 5- 4 Liberty (14)
 Wh 6- 2 William & Mary
 Wn21 8- 1 Virginia
 Wa 10- 3 Richmond
 Wa 8- 5 South Carolina
 La 0- 6 South Carolina
 Wa 8- 3 South Carolina (12)
 Wa 15- 8 Radford
 La 3- 4 Old Dominion
 La 13-14 Virginia
 Wh 5- 0 Louisville (5)
 Wh 8- 5 Louisville
 Wh 13- 3 Louisville
 La 1- 5 James Madison
 Lh 3-13 Old Dominion
 Wh 14- 7 Virginia
 La 4- 5 UNC Charlotte (12)
 Wn20 10- 1 UNC Charlotte
 Ln24 2- 4 Duke
 Ln25 4- 6 Florida State
 Lh 1- 5 Florida State
 Lh 14-25 Florida State



Pitcher Mike Williams (r) gets congratulations from catcher Jimmy Hunt following one of his 11 wins in 1989.



David Dallas led Tech in runs scored three straight seasons (1990-92).

La 0- 5 So. Mississippi
 La 1- 2 So. Mississippi
 La 3- 7 So. Mississippi
METRO TOURNAMENT
 Wn26 6- 4 Memphis State
 Ln26 3- 11 Florida State
 Wn26 2- 1 South Carolina
 Wn26 3- 2 Cincinnati
 Ln26 5- 12 Florida State
 435-319

1991 (24-30)

VT Opp.
 La 0- 1 UNC Charlotte
 Wh 7- 2 George Mason
 La 3- 9 William & Mary
 Wh 11- 1 Western Carolina
 Wh 15- 10 Western Carolina
 Wh 9- 7 Howard
 Wh 13- 0 Howard
 Wh 7- 4 Howard
 Ln23 7- 10 Cal State Northridge
 Ln23 3- 6 Creighton
 Ln23 3- 4 North Carolina
 Wa 4- 0 Fresno State
 Wn23 4- 2 Indiana State
 Ln23 1- 11 North Carolina
 Wh 9- 4 UNC Charlotte
 Lh 3- 5 VCU
 Wh 14- 11 Cincinnati
 Wh 14- 6 Cincinnati
 Wh 16- 12 Cincinnati
 Lh 1- 6 James Madison (5)
 Lh 7- 10 Appalachian State
 Wa 17- 5 Louisville
 La 1- 6 Louisville
 La 3- 13 Louisville
 Lh 10- 13 Richmond
 Wa 7- 6 Virginia
 La 9- 10 Appalachian State
 La 12- 15 Memphis State
 La 4- 5 Memphis State
 Ln21 2- 5 Virginia
 Lh 5- 6 Old Dominion
 Wh 4- 3 South Carolina
 Lh 4- 13 South Carolina
 Wh 6- 5 South Carolina
 Wa 12- 3 VMI
 Wh 11- 5 Virginia
 Wn2520- 5 Radford
 Wh 5- 1 Tulane
 Wh 3- 1 Tulane
 Wh 18- 12 Tulane
 Lh 6- 8 Liberty

Wh 16- 1 VMI
 La 3- 5 VCU
 La 2- 6 George Mason
 Wa 10- 9 Richmond
 La 4- 9 Old Dominion
 La 2- 3 Florida State
 La 1- 4 Florida State
 La 1- 11 Florida State
 Ln24 4- 11 So. Mississippi
 Lh 3- 9 So. Mississippi
 Lh 0- 4 So. Mississippi
METRO TOURNAMENT
 Ln25 1- 17 South Carolina
 Ln25 4- 10 Cincinnati
 362-360

1992 (34-17-1)

VT Opp.
 Wa 11- 6 UNC Wilmington
 Wa 14- 3 UNC Greensboro
 Wa 12- 6 UNC Greensboro
 Wh 16- 5 VMI
 Wh 14- 2 Western Carolina
 Th 5- 5 Western Carolina (11)
 Wh 3- 2 Howard
 Wh 8- 2 Howard
 Wh 20- 4 Howard
 Wn5 12- 4 Detroit Mercy
 Wa5 10- 7 Georgia Southern
 Ln5 0- 7 Detroit Mercy (5)
 Wn5 6- 1 Detroit Mercy
 Wa5 9- 6 Georgia Southern
 Ln5 7- 10 UNC Greensboro
 Wn5 12- 3 UNC Greensboro
 Wa 10- 1 Western Carolina
 Wh 5- 3 Kent
 Wh 5- 4 Kent
 Wh 9- 3 William & Mary
 Wh 18- 10 Tulane
 Wh 11- 8 Tulane
 Wh 15- 9 Tulane
 Wh 11- 3 Appalachian State
 Wa 8- 4 Appalachian State
 Lh 11- 12 VCU (8)
 La 1- 10 George Mason
 La 3- 4 Virginia
 Wh 16- 9 George Mason
 La 3- 7 South Florida
 La 4- 5 South Florida
 La 2- 3 South Florida
 Wa 10- 7 Old Dominion
 Wn2512- 3 Virginia
 Lh 5- 10 James Madison
 Wa 16- 1 UNC Charlotte
 La 2- 3 UNC Charlotte
 Wa 14- 10 UNC Charlotte
 Wh 6- 4 Virginia
 La 2- 11 James Madison
 Lh 6- 25 Louisville
 Wh 10- 9 Louisville
 Wh 18- 3 Louisville
 Wh 11- 4 Liberty
 Wa 4- 0 VCU
 La 1- 7 Richmond
 La 7- 14 So. Mississippi
 La 3- 4 So. Mississippi
 Wa 13- 6 So. Mississippi
METRO TOURNAMENT
 Wn27 9- 4 UNC Charlotte
 Ln27 5- 10 Louisville
 Ln27 3- 10 So. Mississippi
 448-313

1993 (34-15)

VT Opp.
 Wa 13- 12 Old Dominion
 Wh 9- 2 Holy Cross
 Wh 14- 2 East Carolina
 Wh 6- 5 East Carolina (10)
 Wa 5- 3 College of Charleston
 La 0- 3 Charleston Southern
 Wa 6- 5 South Carolina
 La 2- 13 South Carolina (8)
 Wh 7- 5 UNC Greensboro
 Wh 12- 0 Howard
 Wh 10- 2 Howard
 Wh 7- 2 Howard (5)

Wa 8- 5 VCU
 Wa 3- 2 VCU (8)
 Wa 7- 2 VCU
 Wa 9- 4 Richmond
 Wa 12- 8 Western Carolina
 Lh 2- 9 George Mason
 Wa 9- 7 George Mason
 Wa 7- 3 West Virginia
 La 1- 10 West Virginia
 Wh 6- 1 Virginia
 Wh 8- 5 Western Carolina
 La 5- 7 Tulane
 La 4- 5 Tulane (7)
 La 5- 10 Tulane
 Wa 10- 5 Appalachian State
 La 2- 6 Virginia
 Wh 9- 3 Marshall
 Wh 5- 2 UNC Charlotte
 Lh 8- 10 UNC Charlotte
 Wh 16- 4 UNC Charlotte
 Wa 10- 2 James Madison
 Ln24 2- 4 N.C. State
 Wa 6- 0 VMI
 Wa 33- 6 Louisville
 Wa 9- 8 Louisville
 Wh 6- 5 Liberty (10)
 La 1- 5 Liberty
 Wh 5- 3 Richmond
 Wh 6- 5 South Florida
 Wh 3- 2 South Florida
 Wh 8- 7 South Florida
 Wh 9- 5 James Madison
 Lh 4- 6 So. Mississippi
 Wh 12- 7 So. Mississippi
 Lh 1- 2 So. Mississippi
METRO TOURNAMENT
 La 2- 6 VCU
 Ln28 2- 4 Tulane
 346-239

1994 (32-26)

VT Opp.
 La 6- 7 UNC Wilmington (12)
 La 12- 13 UNC Wilmington
 La 3- 7 East Carolina
 La 3- 9 East Carolina
 Wn1810- 9 Purdue
 La 3- 6 Stetson
 Wn18 5- 4 Evansville
 Wn1812- 7 Purdue
 Ln18 4- 12 Pittsburgh
 Wn18 6- 4 Evansville
 Wn18 7- 4 Pittsburgh



Reliever Charlie Gillian (1994-96) set a Tech career mark for saves with 34.

La 5- 9 Stetson
 Wh 17- 12 Richmond
 Wh 5- 4 Marshall
 La 3- 7 Marshall
 Lh 6- 17 Tulane
 Wh 5- 0 Tulane
 Wh 7- 4 Tulane
 Lh 4- 5 Appalachian State
 Wh 17- 4 Liberty
 La 5- 8 UNC Charlotte
 La 2- 18 UNC Charlotte
 La 4- 5 Richmond
 Lh 7- 16 VCU
 Wh 6- 4 VCU
 Lh 3- 4 VCU
 Lh 6- 7 Old Dominion
 Wh 6- 5 Old Dominion
 La 4- 12 James Madison
 Wh 5- 0 Howard
 Wh 10- 2 Howard
 Wh 17- 1 Howard
 Wa 7- 6 Appalachian State (10)
 Wh 15- 4 Louisville
 Wh 25- 4 Louisville
 Wh 14- 8 Louisville
 Wh 14- 13 James Madison (10)
 Wh 5- 3 Virginia
 Wh 11- 10 Virginia
 La 2- 12 South Florida
 La 2- 10 South Florida
 Wa 9- 8 South Florida
 Wh 5- 2 West Virginia
 Wn19 5- 3 West Virginia
 Wa 14- 5 George Mason
 Lh 9- 10 George Mason
 Wa 8- 4 VCU
 Ln25 10- 11 Richmond
 La 4- 12 So. Mississippi
 Wa 1- 0 So. Mississippi
 La 4- 5 So. Mississippi
METRO TOURNAMENT
 Wn29 2- 0 South Florida
 Wn29 6- 4 So. Mississippi
 Wn29 4- 1 UNC Charlotte
 Ln29 3- 6 Tulane
 Wn29 5- 3 Tulane
NCAA REGIONAL
 Ln6 0- 7 Auburn
 Ln6 3- 4 Citadel
 402-381

1995 (34-24)

VT Opp.
 Wh 6- 5 Radford
 Wh 11- 4 North Carolina A&T
 Ln16 3- 10 George Mason
 La 1- 3 UNC Wilmington
 Wn1610- 4 East Carolina
 Lh 2- 10 George Mason
 Wh 14- 0 Holy Cross
 Wn23 7- 3 Wyoming
 Ln23 0- 5 Gonzaga
 Wn2310- 5 Nevada
 Ln23 3- 4 Portland
 Wa 8- 0 Fresno State
 Ln23 9- 12 Nevada
 Wn30 4- 3 West Virginia
 Wa 7- 4 West Virginia
 Wa 2- 0 West Virginia
 Wa 9- 5 Marshall
 Lh 3- 9 UNC Charlotte
 Wh 10- 7 UNC Charlotte
 Wh 3- 2 UNC Charlotte (10)
 Wh 22- 5 Appalachian State
 La 4- 5 Richmond (11)
 La 5- 6 James Madison (14)
 Lh 6- 7 Western Carolina
 Wh 10- 1 Howard
 Wh 10- 0 Howard
 Wh 20- 2 Howard
 Wh 5- 0 James Madison
 La 9- 10 Western Carolina
 La 2- 8 Western Carolina
 Wh 6- 5 Marshall (11)
 La 3- 6 Tulane
 La 4- 5 Tulane
 Wa 13- 9 Tulane

La 7- 8 Radford
 Wh 13- 7 Richmond
 La 5- 6 VCU
 Wa 5- 2 VCU
 Wa 6- 1 VCU
 Wa 5- 1 VMI
 La 7- 8 Virginia
 Lh 5-18 South Florida
 Wh 6- 4 South Florida
 Lh 4- 5 South Florida
 Ln11 8-10 Tennessee
 Lh 5-13 Virginia
 La 6- 7 Louisville
 Wa 11- 1 Louisville
 Wa 6- 2 Louisville
 Wh 6- 3 Liberty
 Wh 2- 1 UNC Wilmington
 Wh 6- 5 UNC Wilmington
 Wh 17- 3 So. Mississippi
 Wh 9- 3 So. Mississippi
 Wh 5- 1 So. Mississippi
METRO TOURNAMENT
 Wn31 3- 2 So. Mississippi
 Ln31 2- 3 South Florida
 Ln31 3- 4 Tulane
 393-282

1996 (35-24)
VT Opp.
 Wa 14- 0 VCU
 La 2- 7 UNC Wilmington
 Wa 6- 3 UNC Wilmington
 Lh 1- 2 Howard
 Wh 13- 4 Howard
 Wh 5- 2 Howard
 La 4- 8 Clemson
 La 2- 6 Clemson
 La 0- 4 Clemson
 La 1- 6 Charleston Southern
 La 3- 7 Citadel
 Wa 6- 4 Charleston Southern
 Wa 6- 2 Citadel
 La 7-14 Radford
 Wh 10- 4 Radford
 La 1-11 N.C. State
 La 2- 3 N.C. State
 Lh 2- 7 N.C. State
 Wa 14- 5 North Carolina A&T
 Wh 19- 2 Appalachian State
 Wh 9- 2 VCU
 Lh 5- 6 Xavier
 Wh 5- 2 Xavier
 Wh 8- 2 Xavier
 Wh 9- 3 Xavier
 Wa 6- 5 James Madison
 Wh 5- 2 Old Dominion
 Wa 8- 6 Liberty
 La 3- 4 Dayton
 Wa 5- 3 Dayton
 Wa 8- 7 Dayton (11)
 Wa 7- 6 Dayton
 Ln32 3- 8 Radford
 La 5- 8 Old Dominion
 La 2- 7 Richmond
 Wh 15- 7 Duquesne
 Wh 4- 3 Duquesne
 Wh 7- 4 Duquesne
 Wh 8- 5 Duquesne
 Ln25 1- 2 Virginia (10)
 Lh 8- 9 James Madison
 Wa 7- 4 George Mason
 La 2- 3 George Washington
 Wa 7- 2 George Washington
 Wa 3- 0 George Washington
 Wa 6- 5 George Washington
 Wh 17- 9 West Virginia (8)
 Wh 14-11 West Virginia
 La 1- 8 Virginia
 Wa 12- 1 La Salle
 Wa 14- 3 La Salle
 La 2- 3 La Salle
 Wa 9- 3 La Salle
 Wn11 3- 2 Tennessee
 Lh 10-13 Liberty (11)
ATLANTIC 10 TOURNAMENT
 Wn33 4- 2 Temple
 Wn33 4- 1 Massachusetts

Ln33 2- 5 Massachusetts
 Ln33 2- 8 Massachusetts
 368-285
1997 (34-28)
VT Opp.
 Wa 10- 0 North Carolina A&T (5)
 Wa 6- 5 Campbell (13)
 La 2- 7 South Florida
 La 1- 2 South Florida
 La 1-13 South Florida
 Ln2 4- 9 Michigan
 La2 3- 5 Rollins
 Ln2 6- 7 Maine
 Ln2 2-11 Michigan
 Wa2 20- 9 Rollins
 Ln2 2- 9 Maine
 Lh 5- 6 Campbell
 Wa 17- 5 James Madison
 Wh 19- 7 George Mason
 La 3- 7 Georgia Tech
 La 8- 9 Georgia Tech
 La 13-20 Georgia Tech
 Wh 19- 4 Howard
 Wh 10- 5 Howard
 Wh 4- 3 George Washington
 Wh 12- 6 George Washington
 Wh 10- 9 George Washington
 Wn34 10- 4 Appalachian State
 Wh 21- 4 Radford
 Wa 11- 2 Radford
 Wh 11- 2 Massachusetts
 Lh 1- 7 Massachusetts
 Lh 2- 4 Massachusetts
 Wa 14-10 Marshall
 Wa 12- 5 West Virginia
 La 2- 3 West Virginia (10)
 La 2-10 Rhode Island
 Wa 16- 5 Rhode Island
 Wa 9- 8 Rhode Island
 Lh 9-12 Liberty
 Lh 11-14 Virginia
 Wa 9- 3 Liberty
 Wa 7- 5 Xavier
 La 3- 4 Xavier
 La 7- 9 Xavier
 Lh 6- 7 James Madison
 La 7-11 VCU
 Wa 11- 9 Richmond
 Wh 3- 2 Dayton
 Wh 9- 4 Dayton
 Wh 13- 4 Dayton
 Wh 23- 2 North Carolina A&T
 Wh 8- 1 Richmond
 La 1- 5 Duquesne
 La 4- 5 Duquesne
 La 6-12 Duquesne
 Ln11 1- 2 Tennessee
 Wh 4- 2 VCU
 Wh 7- 4 La Salle
 Wh 9- 2 La Salle
 Wh 17- 4 La Salle
ATLANTIC 10 TOURNAMENT
 Wn33 8- 4 Massachusetts
 Wn33 17- 2 Xavier
 Wn33 13- 8 Massachusetts
NCAA REGIONAL
 Wn35 3- 2 Southern California
 Ln35 6-12 N.C. State
 Ln35 2- 6 Southern California
 512-379


1998 (28-22-2)
VT Opp.
 La36 6- 7 The Citadel (11)
 Wn36 19- 8 Georgia Southern
 Wn36 10- 9 St. John's
 Wa 16-11 Old Dominion
 Wa 2- 1 Campbell
 La 3-13 Campbell
 Wh 12- 6 Radford
 Wh 6- 2 Liberty
 Wh 5- 4 Howard
 Wh 16- 3 Howard
 Lh 11- 5 West Virginia
 Th 3- 3 West Virginia (10)
 Tn23 7- 7 Indiana State
 Ln23 8-12 Winthrop

Wn23 13- 9 Bowling Green
 Ln23 4-15 Purdue
 Ln23 8-11 Purdue
 Wn23 4- 3 Toledo
 La 3- 4 Radford
 Wh 7- 5 James Madison
 Wh 5- 4 Old Dominion
 La 4- 5 Radford
 Wh 5- 3 Fordham
 Lh 1-11 Fordham
 Lh 8- 9 Fordham
 Wa 16- 3 Liberty
 Wh 7- 4 Radford
 La 5- 9 Marshall
 Wa 6- 3 La Salle
 Wa 12- 4 La Salle
 Wa 15- 1 La Salle
 Lh 1- 3 VCU
 La 3- 4 Virginia
 Lh 3-12 Xavier
 Wh 5- 0 Xavier
 Lh 9-11 Xavier (11)
 Wh 10- 5 Virginia
 Wa 8- 4 Dayton
 Wa 14- 5 Dayton
 Wa 11- 2 Dayton
 Wh 7- 3 Campbell
 Ln25 2- 3 Virginia
 Lh 3-12 Richmond
 Wh 19- 8 North Carolina A&T
 Wh 6- 0 Duquesne
 Lh 5- 8 Duquesne
 Wh 17- 7 Duquesne
 La 5-13 VCU
 Ln11 3-11 Tennessee
 La 2- 5 James Madison
ATLANTIC 10 TOURNAMENT
 Wn37 7- 6 Massachusetts
 Ln37 1- 3 Fordham
 382-325

1999 (42-17-0)
VT Opp.
 La 5-10 Campbell
 Wa 19- 0 High Point
 La 2- 4 Wake Forest
 La 9-10 Wake Forest
 Wn2 11- 9 Evansville
 Ln2 0- 1 Miami (Ohio)
 La2 4- 5 Rollins
 Wn2 7- 3 Evansville
 Wn2 8- 2 Miami (Ohio)
 Wa2 8- 0 Rollins
 Wh 8- 6 Old Dominion
 Wa 9- 4 Radford
 La 5- 8 James Madison
 Lh 3- 5 Marshall (12)
 Wa 13- 1 Marshall
 Wa 7- 4 West Virginia
 Wa 7- 5 West Virginia
 Wh 23-13 High Point
 Lh 4- 9 George Washington
 Wh 13- 4 George Washington
 Lh 5-11 George Washington
 Wh 7- 6 Campbell
 La 7- 8 VCU
 Wh 2- 1 St. Bonaventure
 Wh 2- 1 St. Bonaventure
 Wh 12-10 St. Bonaventure
 Lh 4- 8 Wake Forest
 aW 11-10 Radford (11)
 Lh 11-16 Hofstra
 Wa 8- 2 St. Joseph's
 Wa 5- 2 St. Joseph's
 Wa 19- 9 St. Joseph's
 Wh 17- 7 Radford
 Wh 13- 9 Virginia
 La 1- 3 Xavier
 Wa 4- 1 Xavier
 Wa 5- 3 Xavier
 Lh 6-11 Liberty
 Wa 11- 7 Virginia
 Wa 12- 3 Liberty
 Wh 2- 1 Dayton
 Wh 5- 0 Dayton
 Wh 13- 3 Dayton
 Wa 9- 0 Duquesne

Wa 6- 5 Duquesne
 Wa 12- 5 Duquesne
 Wh 6- 5 VCU (10)
 Wa 8- 4 Richmond
 Wh 3- 0 La Salle
 Wh 7- 6 La Salle
 Wh 7- 6 La Salle
ATLANTIC 10 TOURNAMENT
 Wn33 4- 3 Temple
 Ln33 6-13 La Salle
 Wn33 9- 4 Massachusetts
 Wn33 15- 3 La Salle
 Wn33 20- 6 La Salle
NCAA REGIONAL
 Ln3 3- 5 Richmond
 Wn3 11- 5 Siena
 Ln3 8-11 Richmond
 481-316

2000 (34-25-2)
VT Opp.
 Ln36 5-11 St. John's
 Wn36 5- 3 Tennessee
 Wn36 12- 2 West Virginia
 Wa 8- 1 High Point
 La 7-11 Wake Forest
 La 0-13 Wake Forest
 Wh 5- 3 West Virginia
 Wh 6- 5 West Virginia
 Wh 12- 1 Ohio
 Lh 15-19 Ohio
 Wa 6- 4 Campbell
 Th 11-11 High Point (9)
 Lh 11-13 Radford
 Wa 4- 2 UNC Wilmington
 La 1- 7 UNC Wilmington
 La 2- 3 Old Dominion
 La 3-15 Old Dominion
 Ta 6- 6 George Mason (9)
 Lh 3- 8 Kent
 Wh 8- 2 Kent
 Wh 4- 3 Kent
 Wa 3- 2 at Radford
 Lh 1- 7 James Madison



John West played in a Tech record 230 games from 1999 through 2002.



NEUTRAL SITES

- 1 Greensboro, N.C.
- 2 Winter Park, Fla.
- 3 Camp Lejeune, N.C.
- 4 Tallahassee, Fla.
- 5 Statesboro, Ga.
- 6 Clemson, S.C.
- 7 Chapel Hill, N.C.
- 8 Gastonia, N.C.
- 9 Bristol, Va.
- 10 Elizabethton, Tenn.
- 11 Kingsport, Tenn.
- 12 Columbia, S.C.
- 13 Covington, Va.
- 14 Minneapolis, Minn.
- 15 Nashville, Tenn.
- 16 Wilmington, N.C.
- 17 Front Royal, Va.
- 18 DeLand, Fla.
- 19 Bluefield, Va.
- 20 Pulaski, Va.
- 21 Madison, Va.
- 22 Norfolk, Va.
- 23 Fresno, Calif.
- 24 Martinsville, Va.
- 25 Salem, Va.
- 26 Hattiesburg, Miss.
- 27 New Orleans, La.
- 28 Richmond, Va.
- 29 Louisville, Ky.
- 30 Charleston, W. Va.
- 31 Charlotte, N.C.
- 32 Danville, Va.
- 33 Boyertown, Pa.
- 34 Granite Falls, N.C.
- 35 Tuscaloosa, Ala.
- 36 Charleston, S.C.
- 37 Philadelphia, Pa.
- 38 Winston-Salem, N.C.
- 39 Fullerton, Calif.
- 40 Bridgewater, N.J.

ATLANTIC 10 TOURNAMENT
 Wn33 4- 3 Massachusetts
 Wn33 8- 1 George Washington
 Wn33 9- 6 Massachusetts
 NCAA REGIONAL
 Ln39 3- 8 Southern Cal
 Ln39 6- 8 Cal State Fullerton
 396-363

2001 (29-28-1) VT Opp.

Wa 5- 4 Campbell
 La 3-10 Campbell
 La 1-11 Liberty
 La 1- 3 Wake Forest
 Wh 5- 2 Old Dominion
 Wh 6- 5 Old Dominion
 Wn2 7- 0 Long Island
 Ln2 5- 8 Rollins
 Ln2 9-10 Central Michigan
 Wn2 11- 0 Long Island
 La2 3- 5 Rollins
 Ln2 5- 6 Central Michigan (11)
 Wh 5- 4 Richmond
 Wa 18- 0 Radford
 Lh 7-10 High Point
 Wh 10- 4 Boston College
 Wh 4- 3 Boston College
 Wh 13- 5 Boston College
 Lh 1- 2 St. John's
 Wh 19- 6 St. John's
 Wh 3- 2 Notre Dame
 Wh 9- 8 Notre Dame
 La 2- 3 VCU (11)
 La 0- 7 Richmond
 La 2- 3 Connecticut (8)
 Wa 3- 2 Connecticut
 La 6- 7 Connecticut
 Wh 7- 3 VMI
 Wh 8- 2 Villanova
 Lh 3- 8 Villanova
 Lh 9-10 Villanova
 Lh 9-18 Wake Forest
 La 4- 7 Virginia
 La 3-11 Rutgers
 Wa 14- 7 Rutgers
 La 1-13 Seton Hall
 Ta 7- 7 Seton Hall (12)
 Wa 5- 4 High Point (10)
 Lh 3- 9 Virginia
 Wa 14- 4 West Virginia
 La 5- 6 West Virginia
 La 5- 7 West Virginia
 Ln11 4- 7 Tennessee
 Wa 5- 4 Radford (12)
 Wh 14- 5 Georgetown
 Wh 10- 6 Georgetown
 Wh 7- 3 Georgetown
 Wn25 6- 1 Virginia
 Wh 8- 5 Liberty
 Wn20 5- 2 Radford
 Lh 3- 7 VCU
 La 1- 4 Pittsburgh
 La 1- 4 Pittsburgh
 Wa 5- 3 Pittsburgh
BIG EAST TOURNAMENT
 Wn40 4- 3 Notre Dame
 Ln40 0- 5 Seton Hall
 Wn40 5- 2 Notre Dame
 Ln40 2- 5 Seton Hall
 340-312

2002 (33-26-0) VT Opp.

Wn36 5- 1 Western Carolina
 Wn3612- 3 The Citadel
 Ln36 1- 2 Old Dominion
 Wh 6- 5 Western Michigan
 Lh 8-10 Western Michigan (7)
 Wh 12- 7 Western Michigan (8)
 Wa 7- 5 Charlotte
 Lh 7- 8 UNC Wilmington
 Lh 4-11 UNC Wilmington
 La 0- 8 VCU
 La 5-14 Richmond
 Wh 9- 5 Lemoyne



In 2003, Matt Dalton became the first pure relief pitcher ever to earn first-team All-BIG EAST honors.

Lh 10-15 Lemoyne (11)
 La 4- 8 James Madison
 Lh 7-10 Pittsburgh
 Lh 2- 5 Pittsburgh
 Wh 8- 5 Pittsburgh
 Wh 2- 1 Rutgers
 Wh 17- 8 Rutgers
 Lh 2- 4 Seton Hall
 Wh 9- 7 Seton Hall
 Wa 7- 1 Radford
 Wh 8- 2 Charlotte
 Lh 12-26 James Madison
 Wa 3- 0 Villanova
 Wa 2- 0 Villanova
 Wa 10- 9 Villanova (10)
 Lh 10-16 Virginia
 La 1- 2 Notre Dame (11)
 La 2- 4 Notre Dame
 La 1- 2 St. John's
 Wa 8- 5 St. John's
 Wh 11- 1 Radford
 La 5- 6 Wake Forest
 Wn25 8- 2 Virginia
 Wa 7- 6 Georgetown (9)
 Wa 10- 5 Georgetown
 Wa 35- 4 Georgetown
 Wn11 8- 5 East Tenn. State
 Lh 3-10 Wake Forest
 Lh 6- 8 Liberty
 La 6- 7 Liberty
 La 7- 8 Virginia (10)
 Wh 7- 5 VMI
 Wh 6- 3 Connecticut
 Wh 7- 1 Connecticut
 Wh 12- 4 Connecticut
 Lh 14-19 Richmond
 La 1- 8 Boston College
 Wa 15- 8 Boston College
 La 0- 2 Boston College
 Wh 13- 6 High Point
 Wh 3- 2 VCU
 Wh 6- 0 West Virginia
 Wh 14- 6 West Virginia
 Wh 12- 8 West Virginia
BIG EAST TOURNAMENT
 Wn40 2- 1 Boston College
 Ln40 4- 8 Notre Dame
 Ln40 2- 6 Rutgers
 425-358

2003 (34-23-0) VT Opp.

Wa 6- 4 Campbell
 La 0- 6 Campbell
 Wa 6- 2 High Point

Wa 4- 0 High Point
 Wa 5- 4 Charleston Southern
 Wa 8- 6 Charleston Southern
 Lh 6- 7 Kent State
 Lh 3- 5 Kent State
 Wh 16- 5 Kent State
 Lh 1- 3 James Madison
 Lh 5- 7 High Point
 Lh 3- 5 Cornell
 Wh 3- 1 Cornell
 Wh 8- 2 Cornell
 Wh 12- 4 East Tenn. State
 Wa 5- 3 James Madison
 Wa 19- 7 Morehead State
 Wa 18- 5 Morehead State
 Lh 3- 4 Ohio
 Wa 8- 1 Richmond
 La 0- 2 Seton Hall
 Wa 5- 1 Seton Hall
 Wa 3- 0 Seton Hall
 Wa 14- 0 Liberty
 Wh 20- 1 Georgetown
 Wh 18- 2 Georgetown
 Wh 4- 0 Villanova
 Wh 7- 5 Villanova
 Lh 1- 3 Boston College
 Wh 12- 3 Boston College
 Wh 8- 7 Boston College (12)
 Wh 6- 4 VMI
 Wh 5- 3 Virginia
 La 5-15 West Virginia
 La 1- 3 West Virginia
 Wa 6- 1 Connecticut
 Wa 7- 3 Connecticut
 Wa 5- 1 Radford
 Ln25 7-10 Virginia
 La 2-10 Rutgers
 La 2- 6 Rutgers
 La 5-10 Rutgers
 Ln11 4- 5 East Tenn. State
 Wh 3- 1 St. John's
 Wh 7- 3 St. John's
 Wh 7- 4 St. John's
 Lh 12-15 Richmond
 Wh 9- 0 Radford
 Wa 4- 3 Pittsburgh
 La 13-14 Pittsburgh
 La 16-17 Pittsburgh
 Wh 22- 7 Campbell
 Lh 5-12 VCU
 Lh 4-12 Notre Dame
 Wh 11- 5 Notre Dame
 Ln40 0- 6 Rutgers
 Ln40 0-10 West Virginia
 399-285

INDIVIDUAL BATTING

MOST GAMES PLAYED:

Season: 67 by Brian Henderson, 1985
 Career: 230 by John West, 1999-02

Spencer Harris, 2000-03

MOST AT BATS:

Game: 9 by Wyatt Toregas vs. Georgetown, 4/21/02
 Season: 254 by Tim Buheller, 1985
 Career: 887 by Addison Bowman, 1998-01

MOST RUNS SCORED:

Game: 7 by Doug Basse vs. Howard, 5/4/86
 Fred Hatfield vs. Louisville, 4/24/93
 Brad Bauder vs. Georgetown, 4/21/02
 Season: 82 by Brian Rupe, 1982
 Tim Buheller, 1985
 Career: 267 by Tim Buheller, 1983-86

MOST HITS:

Game: 8 by Brad Bauder vs. Georgetown, 4/21/02
 Season: 92 by Tim Buheller, 1985
 Shaun Sullivan, 1985
 Career: 303 by Addison Bowman, 1998-01

MOST DOUBLES:

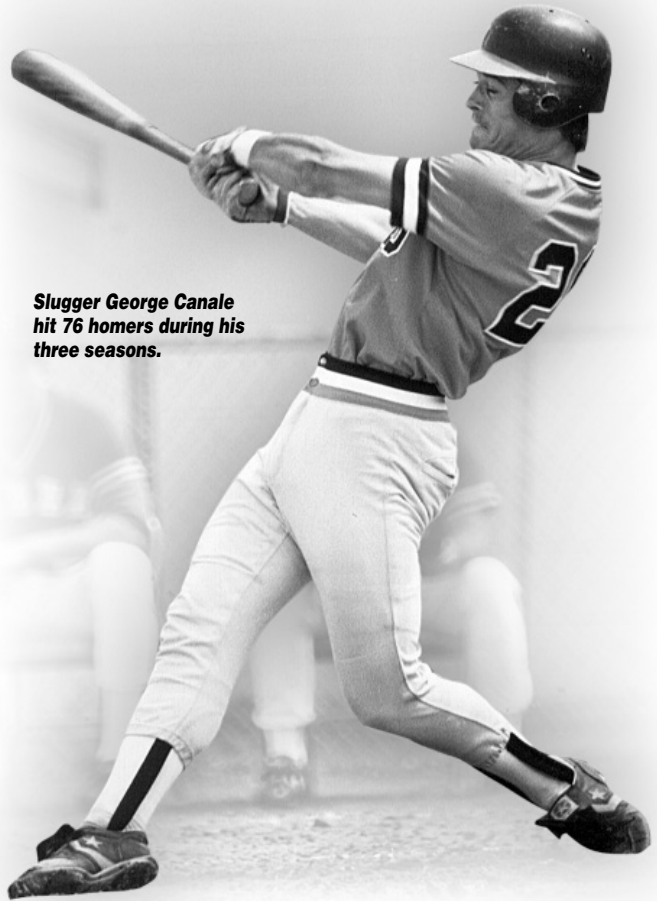
Game: 3 shared by many,
 including Budgie Clark three times in 1984
 (most recent: Wyatt Toregas vs. Georgetown, 4/21/02)
 Season: 25 by Casey Waller, 1989
 Career: 66 by Addison Bowman, 1998-01

MOST TRIPLES:


Game: 2 shared by nine players
 (most recent: **Matt Kalish vs. Morehead St., 3/23/03**)
 Season: 9 by Kevin Barker, 1996
 Career: 17 by Kevin Barker, 1994-96

MOST HOME RUNS:

Game: 4 by Doug Basse vs. Howard, 5/4/86
 Brad Bauder vs. Georgetown, 4/21/02
 Season: 29 by Franklin Stubbs, 1981
 George Canale, 1986
 Career: 76 by George Canale, 1984-86




Slugger George Canale hit 76 homers during his three seasons.



Brad Bauder drove in 14 runs during a game at Georgetown.



Doug Basse



Casey Waller

MOST TOTAL BASES:

Game: 23 by Brad Bauder vs. Georgetown, 4/21/02
 Season: 186 by Franklin Stubbs, 1981
 Career: 502 by George Canale, 1984-86

MOST RUNS BATTED IN:

Game: 14 by Brad Bauder vs. Georgetown, 4/21/02
 Season: 88 by Billy Plante, 1985
 Career: 227 by George Canale, 1984-8

HIGHEST BATTING AVERAGE:

Season: .516 by John Van Arnhem, 1971
 Career: .436 by John Van Arnhem, 1971-72 (2 seasons)
 .374 by Trey McCoy, 1986-88 (3 seasons)
 .361 by Jim Stewart, 1979-82 (4 seasons)

HIGHEST SLUGGING AVERAGE:

Season: .969 by Franklin Stubbs, 1981
 Career: .835 by Trey McCoy, 1986-88

LONGEST HITTING STREAK:

32 games by Tim Buheller, 1985

MOST BASES ON BALLS:

Game: 5 by Wayne Taylor vs. Michigan St., 3/24/64
 Season: 59 by Franklin Stubbs, 1981
 Matt Griswold, 1999
 Career: 170 by Tim Buheller, 1983-86

MOST STOLEN BASES:

Game: 4 by Tim Buheller vs. James Madison, 4/9/86
Chris Stanton vs. Morehead St., 3/23/03
 Season: 40 by Tim Buheller, 1985
 Career: 140 by Tim Buheller, 1983-86

MOST STRIKEOUTS:

Game: 5 by Randy Martin vs. Radford, 3/18/98
 Season: 80 by Shaun Thomas, 1990
 Career: 189 by Randy Martin, 1996-99

INDIVIDUAL PITCHING

MOST APPEARANCES:

Season: 31 by Charlie Gillian, 1996
 Anthony Miller, 2001
 Career: 98 by Anthony Miller, 1998-01

MOST STARTS:

Season: 18 by Brian Fitzgerald, 1994
 Career: 59 by Brian Fitzgerald, 1993-96

MOST APPEARANCES IN RELIEF:

Season: 31 by Charlie Gillian, 1996
 Anthony Miller, 2001
 Career: 95 by Anthony Miller, 1998-01

MOST COMPLETE GAMES:

Season: 12 by Mike Williams, 1989
 Career: 22 by Mike Williams, 1988-90

MOST INNINGS PITCHED:

Season: 130 by Brad Clontz, 1992
 Career: 387.1 by Brian Fitzgerald, 1993-96

LOWEST EARNED RUN AVERAGE:

Season: 0.49 by Sam Jenkins, 1962
 Career: 1.91 by Berky Cundiff, 1970-73 (starter)
 Career: 1.62 by Charlie Gillian, 1993-96 (reliever, min. 90 innings)

BEST WON-LOST PERCENTAGE:

Season: 1.000 by Rick Knapp (10-0), 1982
 Career: .952 by Rick Knapp (20-1), 1982-83 (2 seasons)
 .794 by Joe Saunders (27-7), 2000-02 (3 seasons)
 .800 by Rodney Brooks (20-5), 1983-87 (4 seasons)

MOST STRIKEOUTS:

Game: 18 by Lance Rhoads vs. Utica, 3/23/84
 Season: 119 by Bean Stringfellow, 1985
 Career: 323 by Jon Hand, 1995-98

MOST BASES ON BALLS:

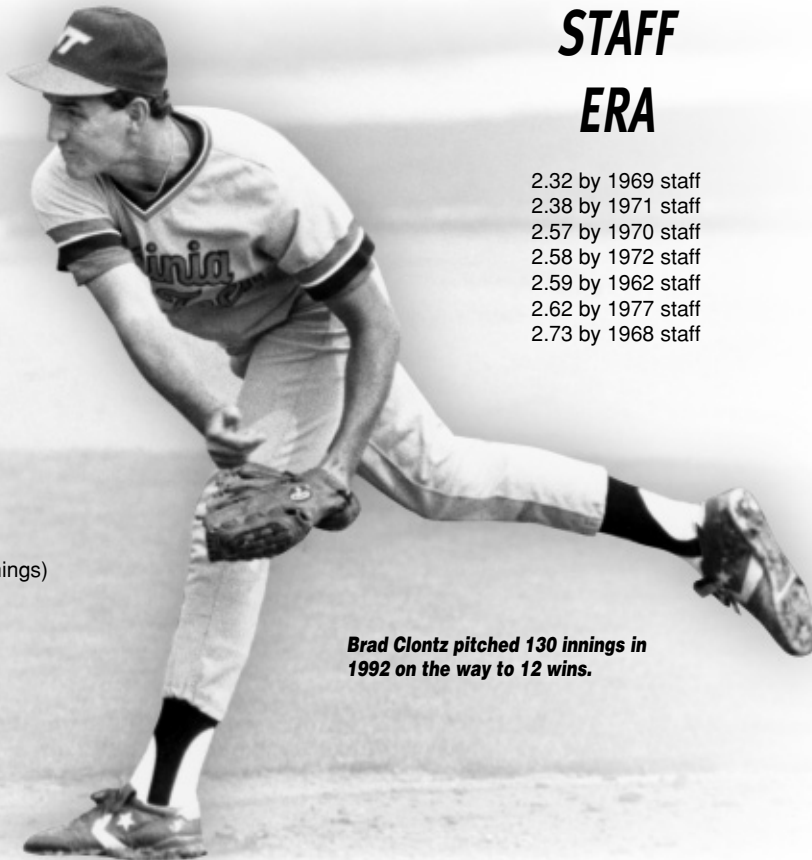
Season: 65 by Les Jennette, 1991
 Career: 160 by Greg Margheim, 1987-90

MOST WINS:


Season: 12 by Brad Clontz, 1992
 Career: 31 by Jason Bush, 1999-02

STAFF ERA

2.32 by 1969 staff
 2.38 by 1971 staff
 2.57 by 1970 staff
 2.58 by 1972 staff
 2.59 by 1962 staff
 2.62 by 1977 staff
 2.73 by 1968 staff



Brad Clontz pitched 130 innings in 1992 on the way to 12 wins.



Jason Bush won a career-record 31 games at Tech.

MOST SHUTOUTS:

Season: 5 by Ray Perkins, 1982
 Career: 9 by Berky Cundiff, 1970-73

MOST SAVES:

Season: 14 by Charlie Gillian, 1996
Matt Dalton, 2003
 Career: 34 by Charlie Gillian, 1994-96


MOST PICKOFFS:

Game: 5 by Greg Margheim vs. Liberty, 3/1/90
 Season: 19 by Pat Pinkman, 1999
 Career: 48 by Pat Pinkman, 1998-02

BEST ERA'S

(Minimum of 35 Innings Pitched)

- 0.49 by Sam Jenkins (37 2/3 inn.), 1962
- 0.76 by Matt Dalton (35.2 inn.), 2003**
- 1.16 by Eddy Oates (64 2/3 inn.), 1969
- 1.21 by Doug Horton (52 inn.), 1970
- 1.35 by Dean Powell (40 inn.), 1977
- 1.42 by Wayne Groseclose (57 inn.), 1968
- 1.45 by Charlie Gillian (37 1/3 inn.), 1995
- 1.45 by Dave Kuhn (43 1/3 inn.), 1957
- 1.46 by Steve Pittman (68 inn.), 1969
- 1.51 by Jimmy Graves (77 1/3 inn.), 1960
- 1.53 by Charlie Gillian (35 1/3 inn.), 1994
- 1.54 by Johnny Foster (35 inn.), 1971
- 1.62 by Berky Cundiff (61 inn.), 1970
- 1.62 by Ron Shockley (49 2/3 inn.), 1969
- 1.82 by Berky Cundiff (64 1/3 inn.), 1973
- 1.90 by Steve Pittman (66 1/3 inn.), 1968
- 1.97 by Lee Melear (68 2/3 inn.), 1963
- 1.98 by Berky Cundiff (59 inn.), 1972
- 1.99 by Jerry Watkins (54 1/3 inn.), 1973



Sam Jenkins

INDIVIDUAL FIELDING

MOST CHANCES:

Game: 19 by Harold Williams (1b) vs. Oklahoma, 3/26/78
 David Fitt (1b) vs. Fresno St., 3/17/95;
 JMU 3/30/95

Season: 637 by David Fitt (1b), 1995

Career: 1741 by David Fitt (1b/2b), 1993-96

MOST PUTOUTS:

Game: 19 by Harold Williams vs. Oklahoma, 3/26/78
 David Fitt vs. James Madison, 3/30/95

Season: 585 by David Fitt, 1995

Career: 1595 by David Fitt (1b/2b), 1993-96

MOST ASSISTS:

Game: 10 by Rick Wade (3b) vs. Marshall, 4/28/76
 Mike Terhune (2b) vs. Fresno State, 3/17/95

Season: 196 by Brian Henderson (ss), 1985

Career: **647 by Spencer Harris (ss), 2000-03**

MOST ERRORS:

Game: 5 by Jimmy Foit vs. Liberty Baptist, 4/10/80

Season: 34 by Addison Bowman (ss), 1999

Career: 92 by Addison Bowman (3b/ss/lf), 1998-01

MOST PUTOUTS BY POSITION:

Catcher:

Game: 18 by Chuck Boyle vs. Utica College, 3/23/84

Season: 391 by Chuck Boyle, 1985

Career: 1046 by Barry Gauch, 1996-99

First Baseman:

Game: 19 by Harold Williams vs. Oklahoma, 3/26/78

David Fitt vs. James Madison, 3/30/95

Season: 585 by David Fitt, 1995

Career: 1576 by David Fitt, 1993-96

Second Baseman:

Game: 8 by Jay Phillips vs. Cincinnati, 4/9/82

Justin Dobson vs. Southern Miss, 5/8/92

Randy Martin vs. Virginia, 4/22/98

Season: 156 by Len Wentz, 1989

Career: **456 by Marc Tugwell, 2000-03**

Shortstop:

Game: 6 by several players

Season: 112 by Brian Henderson, 1985

Career: **324 by Spencer Harris, 2000-03**

Third Baseman:

Game: 6 by Rick Wade vs. Connecticut, 3/10/76

Season: 67 by Casey Waller, 1988

Career: 151 by Casey Waller, 1987-89

Outfielder:

Game: 10 by Popeye Smith vs. James Madison, 4/19/93

Season: 170 by Matt Griswold, 1999

Career: **507 by Brad Bauder, 2000-03**

Pitcher:

Game: 3 by several players

Season: 13 by Pat Pinkman, 1999

Career: 34 by Jon Hand, 1995-98



Shortstop Spencer Harris (3) and second baseman Marc Tugwell formed a record-setting combo for Tech.



David Fitt



Brian Henderson



Barry Gauch

MOST ASSISTS BY POSITION:

Catcher:

Game: 6 by Joe Vieni vs. Bluefield St., 3/20/87

Season: 52 by Barry Gauch, 1997

Career: 152 by Barry Gauch, 1996-99

First Baseman:

Game: 5 by John West vs. Radford, 3/9/00

Season: 44 by David Fitt, 1995

Career: 107 by David Fitt, 1993-96

Second Baseman:

Game: 10 by Mike Terhune vs. Fresno State, 3/17/95

Season: 169 by Mike Terhune, 1995

Career: **572 by Marc Tugwell, 2000-03**

Shortstop:

Game: 9 by Brian Henderson vs. Florida St., 5/10/85

Josh Haggas vs. Cincinnati, 5/16/91

Spencer Harris vs. Villanova, 4/7/02

Season: 196 by Brian Henderson, 1985

Career: **647 by Spencer Harris, 2000-03**

Third Baseman:

Game: 10 by Rick Wade vs. Marshall, 4/28/76

Season: 155 by Bo Durkac, 1995

Career: 390 by Bo Durkac, 1993-95

Outfielder:

Game: 2 by several players

Season: 9 by Alan El-Amin, 1988

Career: 17 by Sandy Hill, 1974-77

Tim Buheller, 1983-86

Brad Bauder, 2000-03

Pitcher:

Game: 8 by Mike Arrington vs. UNC, 4/17/72

Season: 40 by Mike Williams, 1990

Career: 90 by Mike Williams, 1988-90

Pat Pinkman, 1998-02



TEAM SEASON RECORDS

SCHEDULE:

- Most games played: 67 by 1985 team
- Most games won: 50 by 1982 & 1985 teams
- Most games lost: 30 by 1991 team
- Most games won in a row: 31 by 1977 team
- Most games lost in a row: 10 by 1939 team
- Most games won at home: 31 by 1981 team
- Most games won on road: 18 by 1985 & 1986 teams
- Most games won at neutral sites: 10 by 1994 team

BATTING:

- Most at bats: 2277 by 1985 team
- Most runs scored: 610 by 1985 team
- Most hits: 740 by 1985 team
- Most doubles: 126 by 1988 team
- Most triples: 25 by 1994 team
- Most home runs: 140 by 1988 team
- Most runs batted in: 547 by 1985 team
- Most total bases: 1264 by 1985 team
- Highest batting average: .350 by 1981 team
- Highest slugging average: .608 by 1988 team
- Most sacrifice bunts: 36 by 1992 team
- Most sacrifice flies: 41 by 1982 team
- Most hit by pitch: 66 by 2002 team

BASE RUNNING:

- Most bases on balls: 341 by 1982 team
- Most stolen bases: 169 by 1981 team

FIELDING:

- Most putouts: 1618 by 1985 team
- Most assists: 712 by 1995 team
- Most errors: 139 by 1997 team
- Fewest errors: 34 by 1970 team
- Best fielding average: .968 by 1995 team
- Most double plays: 66 by 2000 team

PITCHING:

- Most innings pitched: 539.1 by 1985 staff
- Most complete games: 34 by 1983 staff
- Most strikeouts: 461 by 1988 staff
- Most strikeouts per nine innings: 8.6 by 1988 staff
- Most bases on balls: 303 by 1985 staff
- Fewest bases on balls per game: 2.76 by 1995 staff
- Most hits allowed: 633 by 2000 staff
- Fewest hits per game: 6.2 by 1970 staff
- Most runs allowed: 408 by 1986 staff
- Fewest runs per game: 2.95 by 1954 staff
- Most home runs allowed: 82 by 1986 staff
- Lowest earned run average: 2.32 by 1969 staff
- Most saves: 17 by 1996 staff
- Most shutouts: 8 by 1978 staff
- Most wild pitches: 68 by 1986 staff
- Most hit batsmen: 47 by 1997 staff
- Most pickoffs: 35 by 1990 staff

GAME BATTING RECORDS

- Most at bats: 65 vs. Georgetown, 4/21/02
- Most runs scored: 38 vs. Howard, 3/31/89
- Most runs in one inning: 17 vs. Howard, 3/31/89
- Most hits: 37 vs. Georgetown, 4/21/02
- Most doubles: 10 vs. North Carolina A&T, 4/24/98
- Most triples: 4 vs. Richmond, 4/20/63
- Most home runs: 10 vs. Howard 5/4/86; Liberty, 4/25/88
- Most runs batted in: 35 vs. Georgetown, 4/21/02
- Most total bases: 68 vs. Georgetown, 4/21/02
- Most stolen bases: 10 vs. St. Louis, 4/2/81
- Most strikeouts: 17 vs. West Virginia, 5/9/64; Clemson, 3/10/96;
West Virginia, 4/24/96; Richmond, 5/29/99
- Most bases on balls: 17 vs. George Washington, 5/24/76; Howard, 4/1/90
- Most batters hit by pitches: 7 vs. Duquesne, 4/26/98

Billy Plante (15)
drove in 88 runs
in 1985.

TEAM MARKS

Year	Record	R	HR	BAvg.	SB	ERA	CG
1960	10- 9	143	18	.280	29	3.40	10
1961	9- 15	116	4	.242	25	6.08	12
1962	11- 6	77	3	.225	23	2.59	14
1963	14- 7	118	11	.269	24	2.75	11
1964	12- 10	114	8	.256	21	3.40	13
1965	10- 13	114	10	.264	16	3.89	8
1966	10- 6	93	8	.256	20	4.43	8
1967	14- 10	115	13	.231	24	3.30	10
1968	17- 9	143	18	.274	29	2.73	17
1969	27- 7	221	16	.280	39	2.32	20
1970	15- 11	100	10	.246	30	2.57	11
1971	16- 10	159	16	.299	34	2.38	11
1972	15- 11	121	10	.252	49	2.58	14
1973	15- 10	119	15	.275	9	3.53	10
1974	15- 15	165	18	.266	43	3.87	10
1975	26- 10	241	35	.302	60	3.32	21
1976	33- 9	326	31	.292	99	3.88	15
1977	34- 9	259	38	.259	90	2.62	19
1978	27- 17	278	64	.290	73	4.32	24
1979	28- 14	257	30	.284	104	4.03	15
1980	30- 18	355	48	.294	138	5.83	20
1981	48- 9	583	99	.350	169	4.40	28
1982	50- 9	555	107	.330	165	3.65	26
1983	34- 14	353	62	.310	90	4.74	34
1984	41- 17	475	89	.304	92	3.80	18
1985	50- 16-1	610	125	.325	128	4.94	17
1986	38- 21	533	111	.319	92	6.28	13
1987	32- 16-1	372	78	.317	38	4.17	10
1988	40- 20	567	140	.326	52	4.63	16
1989	35- 22	421	53	.308	96	4.55	18
1990	36- 22	435	39	.292	106	4.42	16
1991	24- 30	362	24	.294	80	5.53	13
1992	34- 17-1	448	52	.339	70	5.10	16
1993	34- 15	346	55	.298	41	4.27	9
1994	32- 26	402	50	.285	63	5.77	5
1995	34- 24	393	73	.285	42	4.10	11
1996	35- 24	368	54	.278	58	4.45	12
1997	34- 28	512	80	.322	79	4.95	15
1998	28- 22-2	382	47	.305	64	5.42	14
1999	42- 17-0	481	74	.320	96	4.91	22
2000	34- 25-2	396	51	.291	69	5.49	14
2001	29- 28-1	340	39	.301	55	4.83	11
2002	33- 26-0	425	55	.312	69	5.42	10
2003	34- 23-0	399	45	.296	70	4.50	1

THE TOP FIVE: (1947-2003)

AT BATS

Season

- 1-Tim Buheller (1985) 254
- 2-Shaun Sullivan (1985) 247
- 3-George Canale (1985) 245
- 4-Brian Henderson (1985) 244
- 5-Billy Plante (1985) 243

Career

- 1-Addison Bowman (1998-01) 887
- 2-**Brad Bauder (2000-03) 852**
- 3-Tim Buheller (1983-86) 837
- 4-**Marc Tugwell (2000-03) 812**
- 5-John West (1999-02) 808

RUNS

Season

- 1-Brian Rupe (1982) 82
- Tim Buheller (1985) 82
- 3-Franklin Stubbs (1981) 80
- 4-George Canale (1986) 76
- Doug Basse (1986) 76

Career

- 1-Tim Buheller (1983-86) 267
- 2-Brian Rupe (1979-82) 225
- 3-Len Wentz (1987-90) 211
- 4-Jim Stewart (1979-82) 201
- 5-George Canale (1984-86) 199

HITS

Season

- 1-Tim Buheller (1985) 92
- Shaun Sullivan (1985) 92
- 3-**Marc Tugwell (2003) 90**
- 4-Jim Stewart (1982) 88
- Chad Foutz (1997) 88

Career

- 1-Addison Bowman (1998-01) 303
- 2-Tim Buheller (1983-86) 275
- 3-**Marc Tugwell (2000-03) 273**
- 4-**Brad Bauder (2000-03) 266**
- 5-John West (1999-02) 262

DOUBLES

Season

- 1-Casey Waller (1989) 25
- 2-Bo Durkac (1994) 24
- 3-Bo Durkac (1995) 23
- 4-Alan El-Amin (1988) 22
- 5-Jay Phillips (1982) 21
- Brad Bauder (2002) 21

Career

- 1-Addison Bowman (1998-01) 66
- 2-Bo Durkac (1993-95) 60
- 3-Shaun Sullivan (1982-85) 57
- 4-**Marc Tugwell (2000-03) 54**
- 5-Les Jennette (1989-92) 53

TRIPLES

Season

- 1-Kevin Barker (1996) 9
- 2-Shaun Thomas (1990) 7
- 3-Kevin Barker (1995) 6
- 3-**Chris Stanton (2003) 6**
- 5-Franklin Stubbs (1980) 5
- Jim Stewart (1981) 5
- Tim Buheller (1986) 5
- David Dallas (1990) 5
- Bo Durkac (1994) 5
- Austin Rappé (1996) 5
- Randy Martin (1997) 5

Career

- 1-Kevin Barker (1994-96) 17
- 2-David Dallas (1989-92) 14
- 3-Franklin Stubbs (1980-82) 11
- Tim Buheller (1983-86) 11
- Chris Hutchison (1999-02) 11

HOME RUNS

Season

- 1-Franklin Stubbs (1981) 29
- George Canale (1986) 29
- 3-Billy Plante (1985) 27
- 4-George Canale (1985) 26
- 5-Trey McCoy (1986) 24
- Trey McCoy (1988) 24

Career

- 1-George Canale (1984-86) 76
- 2-Trey McCoy (1986-88) 69
- 3-Billy Plante (1981-85) 60
- 4-Franklin Stubbs (1980-82) 59
- 5-Mike Conte (1986-89) 43

TOTAL BASES

Season

- 1-Franklin Stubbs (1981) 186
- 2-George Canale (1986) 185
- 3-Billy Plante (1985) 178
- 4-George Canale (1985) 177
- 5-Trey McCoy (1988) 170

Career

- 1-George Canale (1984-86) 502
- 2-Trey McCoy (1986-88) 476
- 3-Addison Bowman (1998-01) 467
- 4-**Brad Bauder (2000-03) 462**
- 5-Matt Griswold (1996-99) 441

RUNS BATTED IN

Season

- 1-Billy Plante (1985) 88
- 2-Franklin Stubbs (1981) 83
- 3-Jim Stewart (1981) 82
- 4-Shaun Sullivan (1985) 80
- 5-George Canale (1985) 79

Career

- 1-George Canale (1984-86) 227
- 2-Trey McCoy (1986-88) 214
- 3-Matt Griswold (1996-99) 203
- 4-Les Jennette (1989-92) 197
- 5-Franklin Stubbs (1980-82) 196

STOLEN BASES

Season

- 1-Tim Buheller (1985) 40
- 2-Tim Buheller (1984) 35
- 3-Franklin Stubbs (1981) 34
- 4-Tim Buheller (1983) 33
- 5-Tim Buheller (1986) 32

Career

- 1-Tim Buheller (1983-86) 140
- 2-Brian Rupe (1979-82) 96
- 3-David Dallas (1989-92) 86
- 4-Jay Phillips (1979-82) 82
- 5-Franklin Stubbs (1980-82) 78



Addison Bowman holds the Tech career record for hits with 303.

PITCHING VICTORIES

Season

- 1-Brad Clontz (1992) 12
- 2-Paul Levy (1981) 11
- Ray Perkins (1982) 11
- Brad DuVall (1988) 11
- Mike Williams (1989) 11
- Mike Williams (1990) 11
- Jason Bush (1999) 11

Career

- 1-Jason Bush (1999-02) 31
- 2-Brian Fitzgerald (1993-96) 28
- 3-Todd Trickey (1981-84) 27
- Joe Saunders (2000-02) 27
- 5-Mike Williams (1988-90) 26

INNINGS PITCHED

Season

- 1-Brad Clontz (1992) 130
- 2-Mike Williams (1990) 122
- 3-Pat Pinkman (1999) 118.2
- 4-Mike Williams (1989) 118
- 5-Brian Fitzgerald (1995) 117.1

Career

- 1-Brian Fitzgerald (1993-96) 387.1
- 2-Jason Bush (1999-02) 377.1
- 3-Jon Hand (1995-98) 376.2
- 4-Joe Saunders (1999-02) 315
- 5-Mike Williams (1988-90) 298.1

STRIKEOUTS

Season

- 1-Bean Stringfellow (1985) 119
- 2-Brad Clontz (1992) 115
- 3-Denny Wagner (1997) 110
- 4-Larry Bowles (1999) 106
- 5-Joe Saunders (2002) 102

Career

- 1-Jon Hand (1995-98) 323
- 2-Brian Fitzgerald (1993-96) 271
- 3-Bean Stringfellow (1982-85) 266
- 4-Joe Saunders (2000-02) 255
- 5-Jason Bush (1999-02) 248



YEAR-BY-YEAR LEADERS: (1954-2003)

AT BATS


Year	Name, Pos.	At Bats
1954	Howie Wright, c	93
1955	Billy Anderson, 3b	90
1956	Leo Burke, cf	88
	Dave Kuhn, p	88
1957	Jimmy Steele, 2b	84
1958	Cecil Maynor, 1b	81
1959	Travis Poole, of	73
	Jimmy Graves, of-p	73
1960	Dickie Snead, cf	79
1961	B.J. Quesenberry, 1b	81
1962	Eddie Hite, 2b	60
1963	Dee Dalrymple, ss	88
1964	Tom Green, of	78
1965	Bob Dickerson, 3b	93
1966	Johnny Oates, c	56
1967	Dick Shroy, of	85
1968	Bobby Settle, 2b	82
1969	Bob Elwell, cf	125
1970	Eddy Oates, 1b-p	84
	Wayne Javins, ss	84
	George Shorter, c	84
1971	John Van Arnhem, c	95
1972	Mike Dixon, of	89
1973	Vince Carbaugh, 2b	95
1974	Vince Carbaugh, 2b	122
1975	Gene Fornash, 2b	135

1976	Scott Atkins, ss	174
1977	Dennis Duff, lf	146
1978	Dennis Duff, lf	157
1979	Harold Williams, 1b	163
1980	Brian Rupe, lf	183
1981	Jim Stewart, 3b	217
1982	Brian Rupe, cf	228
1983	Budgie Clark, 2b	175
1984	George Canale, 1b	217
1985	Tim Buheller, cf	*254
1986	Tim Buheller, cf	233
1987	Brian Henderson, ss	191
1988	Randy Berlin, dh	226
1989	Mike Conte, cf	233
1990	Shaun Thomas, cf	228
1991	J.R. Hawkins, dh	187
1992	Steve Render, lf	200
1993	J.R. Hawkins, rf	184
1994	Bo Durkac, 3b	227
1995	Mike Terhune, 2b	238
1996	Josh Herman, c	215
1997	Chad Foutz, 3b	239
1998	Addison Bowman, 3b	205
1999	Barry Gauch, c	227
	Addison Bowman, ss	227
2000	Addison Bowman, lf-3b	235
2001	Addison Bowman, 3b	220
2002	Marc Tugwell, 2b	231
2003	Marc Tugwell, 2b	226

RUNS

Year	Name, Pos.	Runs
1954	Howie Wright, c	23
1955	Howie Wright, c	24
1956	Welford Lucy, 1b-of	20
1957	Dave Kuhn, p	18
1958	Jimmy Steele, 2b	25
1959	Dickie Snead, cf	21
1960	Harold Honeycutt, c	24
1961	Eddie Hite, 2b	17
1962	Eddie Hite, 2b	10
1963	Dave Blake, rf	16
1964	Sonny Rice, of	17
1965	Bob Dickerson, 3b	18
1966	Bob Kramer, 2b	16
1967	Jerry Vinson, ss	17
1968	Bob Elwell, cf	18
1969	Wayne Javins, 3b	30
1970	Steve Rosson, cf	16
1971	Rick Harris, of-p	18
1972	Vince Carbaugh, 2b	19
1973	Mike Dixon, of	21
1974	David Halstead, of	21
	Vince Carbaugh, 2b	21
1975	Gene Fornash, 2b	32
1976	Paul Adams, dh	46
1977	Dennis Duff, lf	41
1978	Dennis Duff, lf	39
1979	Harold Williams, 1b	38
1980	Brian Rupe, lf	50
1981	Franklin Stubbs, 1b	80
1982	Brian Rupe, cf	*82
1983	Eric Helgeson, of	45
1984	Tim Buheller, cf	69
1985	Tim Buheller, cf	*82
1986	George Canale, 1b	76
1986	Doug Basse, lf	76
1987	Trey McCoy, lf	53
1988	Len Wentz, 2b	73
1989	Craig Blum, ss	66
1990	David Dallas, 2b-ss	56
1991	David Dallas, ss	51
1992	David Dallas, 2b	58
1993	Dee Dalton, ss	49
1994	Bo Durkac, 3b	57
1995	Bo Durkac, 3b	54
1996	Kevin Barker, cf	63
1997	Barry Gauch, c	58
1998	Eric Shiflett, lf	49
1999	Matt Griswold, of	67
2000	Addison Bowman, lf-3b	49
2001	Chris Hutchison, rf	47
2002	Brad Bauder, cf	55
2003	Marc Tugwell, 2b	64

1966	Johnny Oates, c	23
1967	Johnny Oates, c	25
1968	Jim Dean, 1b	30
1969	Dean Hahn, p-of	44
1970	Wayne Javins, ss	30
1971	John Van Arnhem, c	49
1972	Gene Fornash, ss	29
1973	Gene Fornash, ss	32
1974	Vince Carbaugh, 2b	36
1975	Gene Fornash, 2b	48
1976	Scott Atkins, ss	53
1977	Dennis Duff, lf	49
1978	Andy Aldrich, dh	48
	Dennis Duff, lf	48
1979	Harold Williams, 1b	49
1980	Jim Stewart, rf	60
1981	Brian Rupe, cf	84
1982	Jim Stewart, rf	88
1983	Budgie Clark, 2b	63
1984	Budgie Clark, 2b	75
1985	Tim Buheller, cf	*92
	Shaun Sullivan, rf	*92
1986	Doug Basse, lf	82
1987	Trey McCoy, lf	67
1988	Randy Berlin, dh	86
1989	Craig Blum, ss	85
1990	Len Wentz, 3b	77
1991	David Dallas, ss	66
1992	Steve Render, lf	72
1993	Bo Durkac, 3b	77
1994	Bo Durkac, 3b	75
1995	Mike Terhune, 2b	76
1996	Kevin Barker, cf	73
1997	Chad Foutz, 3b	88
1998	Addison Bowman, 3b	71
1999	Barry Gauch, C	85
2000	Addison Bowman, lf-3b	78
2001	John West, 1b	75
2002	John West, 3b	82
2003	Marc Tugwell, 2b	90



Tim Buheller posted 92 hits in 1985.

HITS

Year	Name, Pos.	Hits
1954	Howie Wright, c	34
1955	Howie Wright, c	26
1956	Leo Burke, cf	28
1957	Bobby Wolfenden, p-of	24
1958	Dave Kuhn, p	29
1959	Dickie Snead, of	27
1960	Travis Poole, of	25
1961	Dave Blake, c	25
1962	Eddie Hite, 2b	18
1963	Tom Green, of	32
	Dave Blake, rf	32
1964	DeMoss Price, 3b	22
1965	Bob Dickerson, 3b	27

*Tech record

DOUBLES

Year	Name, Pos.	Doubles
1954	Jimmy Clarke, 2b	4
1955	Bobby Scruggs, ss	9
1956	Cecil Maynor, 1b-of	6
1957	Jimmy Steele, 2b	5
	John Sapon, c	5
	Jimmy Seay, ss	5
1958	Dave Kuhn, p	10
1959	Al Sebest, 3b-c	6
1960	Jimmy Graves, p-rf	5
1961	Eddie Hite, 2b	5
1962	Eddie Hite, 2b	2
	Dee Dalrymple, ss	2
	Wayne Hanks, 1b	2
1963	Dave Blake, rf	5
1964	Tom Green, of	4
	Sonny Rice, of	4
	M.H. Herndon, inf-p	4
1965	Tommy Black, ss	6
1966	Tom Childress, 3b	3
1967	Bob Elwell, of	7
1968	Jerry Vinson, ss	7
1969	Wayne Javins, 3b	9
	Dean Hahn, p-of	9
1970	Wayne Javins, ss	12
1971	John Van Arnhem, c	7
	Wayne Javins, 3b-ss	7
1972	Mike Dixon, of	6
1973	Paul Allen, 1b	6

Continued on following page

YEAR-BY-YEAR LEADERS: (1954-2003)

DOUBLES


Year	Name, Pos.	Doubles
1974	Gene Fornash, ss	8
1975	David Halstead, of-p	11
1976	Paul Adams, dh	12
	Wayne Shelton, c	12
	Lewis Dillon, 1b	12
1977	Steve Dodd, rf	9
1978	Dennis Duff, lf	10
1979	Andy Aldrich, dh	13
1980	Jay Phillips, 3b	12
1981	Jimmy Foit, ss	18
1982	Jay Phillips, 2b	21
1983	Shaun Sullivan, cf	11
	Budgie Clark, 2b	11
	Billy Plante, of-3b	11
1984	Budgie Clark, 2b	17
1985	Shaun Sullivan, rf	17
1986	Doug Basse, lf	19
1987	Trey McCoy, lf	16
1988	Alan El-Amin, rf	22
1989	Casey Waller, 3b	*25
1990	Len Wentz, 3b	20
1991	J.R. Hawkins, dh	14
1992	Les Jennette, 1b	18
1993	J.R. Hawkins, rf	15
1994	Bo Durkac, 3b	24
1995	Bo Durkac, 3b	23
1996	Josh Herman, c	20
1997	Eric Shiflett, lf	16
1998	Matt Griswold, rf	18
	Addison Bowman, 3b	18
1999	Addison Bowman, ss	18
2000	Addison Bowman, lf-3b	14
	Jed English, dh-c	14
2001	Addison Bowman, 3b	16
2002	Brad Bauder, cf	21
2003	Marc Tugwell, 2b	17

TRIPLES

Year	Name, Pos.	Triples
1954	Leo Burke, cf	3
1955	Jimmy Clarke, 2b	4
1956	Gerald Williams, p	2
1957	Dave Kuhn, p	2
1958	Dave Kuhn, p	2
1959	Dickie Snead, of	4
1960	Harold Honeycutt, c	2
	Lee Reynolds, inf	2
1961	Dave Blake, rf	2
1962	Eddie Hite, 2b	3
1963	Dave Blake, rf	2
	Larry Lawson, c	2
	Aster Sizemore, 3b	2
1964	John Whitesell, p	3
1965	Bob Kramer, 2b	2
1966	Johnny Oates, c	4
1967	Dick Shroy, of	1
	Jim Dean, 1b	1
1968	Jim Dean, 1b	2
	Dean Hahn, p-of	2
1969	Ron Shockey, p	2
1970	Mike Dixon, of	1
	Jimmy Jefferson, of	1
	Phil Eggborn, rf	1
1971	seven players with 1 each	
1972	Daryl McMurry, inf-c	2
1973	Gene Fornash, ss	2
	Mike Arrington, p	2
1974	David Halstead, of	4
1975	Lewis Dillon, 1b	4



Kevin Barker



Franklin Stubbs



Trey McCoy

1976	Paul Adams, dh	4
1977	Dennis Duff, lf	4
1978	Andy Aldrich, dh	4
1979	Harold Williams, 1b	2
	Brian Rupe, cf	2
1980	Franklin Stubbs, 1b	5
1981	Jim Stewart, 3b	5
1982	Jimmy Foit, ss	3
	Wayne King, dh	3
1983	seven players with 1 each	
1984	Tim Buheller, cf	2
1985	George Canale, 1b	4
1986	Tim Buheller, cf	5
1987	Brian Henderson, ss	2
1988	Len Wentz, 2b	3
1989	Len Wentz, 2b	4
	Mike Conte, cf	4
1990	Shaun Thomas, cf	7
1991	David Dallas, ss	5
1992	Jay Honse, 1b	4
1993	Dee Dalton, ss	3
1994	Bo Durkac, 3b	5
1995	Kevin Barker, cf	6
1996	Kevin Barker, cf	*9
1997	Randy Martin, 2b	5
1998	Chad Foutz, 3b-ss	2
1999	Larry Bowles, 1b-p	3
	Barry Gauch, c	3
	Chris Hutchison, of	3
2000	Brad Bauder, of	3
	Spencer Harris, ss	3
	Chris Hutchison, rf	3
2001	John West, 1b	4
2002	Wyatt Toregas, c-rf	4
2003	Chris Stanton, 3b	6

HOME RUNS

Year	Name, Pos.	Home Runs
1954	Howie Wright, c	5
1955	Leo Burke, cf	2
	Welford Lucy, 1b	2
	Dave Kuhn, p	2
1956	Leo Burke, cf	3
1957	Bobby Wolfenden, p	2
	John Sapon, c	2
1958	Bob McCoy, 1b	2
	John Brannon, p	2
1959	Dickie Snead, of	3
	Jimmy Graves, of-p	3
1960	Travis Poole, of	4
1961	Don Coleman, p-rf	3
1962	Lee Melear, p	1
	Don Coleman, p-rf	1
	Sam Jenkins, p	1
1963	Larry Lawson, c	5
1964	Henry Webb, 1b	2
	Eddie Broce, 2b	2
1965	Henry Webb, 1b	2

	Wade Walsh, c	2
	Hank Gordon, c-of	2
1966	Johnny Oates, c	3
1967	Johnny Oates, c	4
1968	Dean Hahn, p	5
1969	Wayne Javins, 3b	3
	George Shorter, c	3
1970	Ken Weatherman, 3b	3
1971	John Van Arnhem, c	7
	Wayne Javins, 3b-ss	7
1972	John Van Arnhem, c	3
1973	five players with 2 each	
1974	David Halstead, of	6
1975	Paul Adams, dh	9
1976	Paul Adams, dh	10
1977	Wayne Shelton, c	10
1978	Dennis Duff, lf	15
1979	Harold Williams, 1b	7
	Dave Richardson, rf	7
1980	Franklin Stubbs, 1b	13
1981	Franklin Stubbs, 1b	*29
1982	Jim Stewart, 3b	18
	Brian Rupe, cf	18
1983	Budgie Clark, 2b	11
1984	Billy Plante, 3b	23
1985	Billy Plante, 3b	27
1986	George Canale, 1b	*29
1987	Trey McCoy, lf	21
1988	Trey McCoy, lf	24
1989	Mike Conte, cf	14
1990	Rod Emmons, rf	8
	Len Wentz, 3b	8
	Les Jennette, 1b	8
1991	J.R. Hawkins, dh	5
1992	Les Jennette, 1b	12
1993	Dee Dalton, ss	14
1994	David Fitt, 1b	11
1995	Bo Durkac, 3b	13
1996	Kevin Barker, cf	20
1997	Barry Gauch, c	14
1998	Matt Griswold, rf	9
	Barry Gauch, c	9
1999	Larry Bowles, 1b-p	14
2000	Addison Bowman, lf-3b	10
2001	Addison Bowman, 3b	7
	John West, 1b	7
2002	Brad Bauder, cf	14
2003	Brad Bauder, cf	11

RUNS BATTED IN

Year	Name, Pos.	RBIs
1954	Howie Wright, c	17
1955	Leo Burke, cf	21
1956	Leo Burke, cf	19
1957	Ray Struder, 3b	11
1958	Bob McCoy, 1b	19
1959	Dickie Snead, of	25
1960	Lee Reynolds, inf	22

1961	Lee Melear, p-1b	14
	Malcolm Cook, inf-p	14
1962	Don Coleman, p-of	10
1963	Dave Blake, rf	14
	Larry Lawson, c	14
1964	DeMoss Price, 3b	10
	Sonny Rice, of	10
1965	M.H. Herndon, of	13
1966	Johnny Oates, c	18
1967	Johnny Oates, c	16
	Dick Shroy, of	16
1968	Jim Dean, 1b	25
1969	Dean Hahn, p-of	27
	Bob Elwell, cf	27
1970	Wayne Javins, ss	15
1971	John Van Arnhem, c	34
1972	Gene Fornash, ss	14
1973	Gene Fornash, ss	14
1974	David Halstead, of	27
1975	Gene Fornash, 2b	29
1976	Paul Adams, dh	55
1977	Wayne Shelton, c	42
1978	Dennis Duff, lf	44
1979	Harold Williams, 1b	31
1980	Franklin Stubbs, 1b	49
1981	Franklin Stubbs, 1b	83
1982	Jim Stewart, 3b	68
1983	Budgie Clark, 2b	59
1984	George Canale, 1b	77
1985	Billy Plante, 3b	*88
1986	Trey McCoy, 3b	79
1987	Trey McCoy, lf	66
1988	Trey McCoy, lf	69
1989	Mike Conte, cf	60
1990	Les Jennette, 1b	55
1991	J.R. Hawkins, dh	36
1992	Les Jennette, 1b	73
1993	J.R. Hawkins, rf	46
1994	Bo Durkac, 3b	63
1995	Kevin Barker, cf	44
1996	Kevin Barker, cf	62
1997	Barry Gauch, c	70
1998	Matt Griswold, rf	65
1999	Barry Gauch, c	61
2000	Addison Bowman, lf-3b	49
2001	Addison Bowman, 3b	48
2002	Brad Bauder, cf	60
2003	Wyatt Toregas, c	60

STOLEN BASES

Year	Name, Pos.	SBs
1954	Howie Wright, c	20
1955	Howie Wright, c	15
1956	Jimmy Steele, 2b	5
1957	Jimmy Steele, 2b	8
1958	Jimmy Steele, 3b	8
	Dave Kuhn, p	8
1959	Jimmy Steele, 2b	10
1960	Lee Reynolds, inf	6
1961	Eddie Hite, 2b	12
1962	Eddie Hite, 2b	8
1963	Dave Blake, rf	10
1964	Bob Dickerson, 3b	6
1965	Bob Dickerson, 3b	6
1966	Bob Kramer, 2b	5
1967	Dean Hahn, p-of	4
	Jerry Vinson, ss	4
	Bobby Settle, inf	4
1968	Eddy Oates, 1b-p	6
1969	Bobby Settle, 2b	9
1970	Johnny Foster, p-1b	4
1971	Vince Carbaugh, 2b	6



1972	Mike Dixon, of	9
1973	Tony Varboncoeur, 3b	5
1974	Tom Acree, lf	7
1975	Tony Varboncoeur, 3b	13
1976	Rick Wade, 3b	28
1977	Rick Wade, 3b	21
	Dan Griel, 2b	21
1978	Scott Atkins, ss	14
1979	Brian Rupe, cf	22
1980	Jay Phillips, 3b	24
	Jim Stewart, rf	24
1981	Franklin Stubbs, 1b	34
1982	Brian Rupe, cf	30
1983	Tim Buheller, of	33
1984	Tim Buheller, cf	35
1985	Tim Buheller, cf	*40
1986	Tim Buheller, cf	32
1987	Brian Henderson, ss	9
1988	Randy Berlin, dh	16
1989	Mike Conte, cf	20
1990	David Dallas, 2b-ss	29
1991	David Dallas, ss	27
1992	David Dallas, 2b	23
1993	Popeye Smith, cf	9
1994	Popeye Smith, cf	14
1995	Mike Terhune, 2b	10
1996	David Fitt, 1b	17
1997	Randy Martin, 2b	18

1998	Randy Martin, 2b	16
1999	Randy Martin, 2b	31
2000	Gray Hodges, cf	13
2001	Spencer Harris, ss	10
2002	John West, 3b	12
	Marc Tugwell, 2b	12
	Chris Stanton, lf	12
2003	Chris Stanton, 3b	23

PITCHING VICTORIES

Year	Name (L-R)	Wins
1954	Jim Beard (R)	7
1955	Grover Jones (L)	4
1956	three pitchers with 2 each	
1957	Dave Kuhn (R)	4
1958	four pitchers with 2 each	
1959	John Brannon (R)	5
1960	Jimmy Graves (R)	6
1961	Lee Melear (L)	5
1962	Lee Melear (L)	5
1963	Lee Melear (L)	5
	Sam Jenkins (L)	5
1964	John Whitesell (R)	6
1965	Rick Alander (R)	5
1966	John Whitesell (R)	5
1967	Dean Hahn (R)	6
1968	Wayne Groseclose (R)	6


1969	Eddy Oates (R)	7
1970	Berky Cundiff (R)	6
1971	Berky Cundiff (R)	4
1972	Berky Cundiff (R)	5
1973	Jerry Watkins (R)	5
1974	Mike Rhodes (R)	4
1975	Mike Arrington (R)	8
1976	Jimmy Puglisi (R)	7
1977	Duke Dickerson (R)	10
1978	Mike Rhodes (L)	6
1979	Dave Grier (R)	9
1980	Mike Rhodes (L)	8
1981	Paul Levy (L)	11
1982	Ray Perkins (R)	11
1983	Rick Knapp (R)	10
1984	three pitchers with 8 each	
1985	Bean Stringfellow (L)	10
1986	David Potts (R)	9
1987	Brad DuVall (R)	9
1988	Brad DuVall (R)	11
1989	Mike Williams (R)	11
1990	Mike Williams (R)	11
1991	Scott Robertson (R)	6
1992	Brad Clontz (R)	*12
1993	Jamie Pateson (R)	8
1994	Brian Fitzgerald (L)	9
1995	Brian Fitzgerald (L)	7
1996	three players with 7 each	
1997	Denny Wagner (R)	10
1998	Jon Hand (R)	8
1999	Jason Bush (R)	11
2000	Jason Bush (R)	9
	Joe Saunders (L)	9
2001	Joe Saunders (L)	9
2002	Joe Saunders (L)	9
2003	Ryan Kennedy (L)	6

1987	Brad DuVall (R)	88.2
1988	Brad DuVall (R)	99.0
1989	Mike Williams (R)	118.0
1990	Mike Williams (R)	122.0
1991	Brad Clontz (R)	85.1
1992	Brad Clontz (R)	*130.0
1993	Ron Preston (R)	90.0
1994	Brian Fitzgerald (L)	115.2
1995	Brian Fitzgerald (L)	117.1
1996	Brian Fitzgerald (L)	96.2
1997	Denny Wagner (R)	112.1
1998	Jon Hand (R)	105.2
1999	Pat Pinkman (L)	118.2
2000	Jason Bush (R)	109.0
2001	Joe Saunders (L)	116.1
2002	Jason Bush (R)	101.1
2003	Jeff Landing (R)	70.0

STRIKEOUTS

Year	Name (L-R)	SOs
1954	Jim Beard (R)	68
1955		
1956		
1957	Dave Kuhn (R)	31
1958	John Brannon (R)	47
1959	John Brannon (R)	63
1960	Jimmy Graves (R)	53
1961	Lee Melear (L)	65
1962	Lee Melear (L)	56
1963	Lee Melear (L)	58
1964	John Whitesell (R)	61
1965	Rick Alander (R)	47
1966	John Whitesell (R)	49
1967	Dean Hahn (R)	66
1968	Wayne Groseclose (R)	47
1969	Eddy Oates (R)	45
1970	Berky Cundiff (R)	58
1971	Berky Cundiff (R)	37
1972	Mike Arrington (R)	54
1973	Berky Cundiff (R)	43
1974	Mike Arrington (R)	55
1975	Mike Arrington (R)	93
1976	Jimmy Puglisi (R)	49
1977	Jimmy Puglisi (R)	72
1978	Jimmy Puglisi (R)	43
1979	Dave Grier (R)	62
1980	Mike Rhodes (L)	77
1981	Paul Levy (L)	71
1982	John Patton (R)	82
1983	John Patton (R)	63
1984	Bean Stringfellow (L)	80
1985	Bean Stringfellow (L)	*119
1986	David Potts (R)	92
1987	Brad DuVall (R)	90
1988	Brad DuVall (R)	94
	Greg Ferguson (L)	94
1989	Mike Williams (R)	99
1990	Mike Williams (R)	97
1991	Brad Clontz (R)	84
1992	Brad Clontz (R)	115
1993	Ron Preston (R)	57
1994	Ron Preston (R)	69
1995	Brian Fitzgerald (L)	84
1996	Brian Fitzgerald (L)	86
1997	Denny Wagner (R)	110
1998	Pat Pinkman (L)	82
1999	Larry Bowles (L)	106
2000	Jason Bush (R)	70
2001	Joe Saunders (L)	87
2002	Joe Saunders (L)	102
2003	Jeff Landing (R)	52

*Tech record



Lefty Bean
Stringfellow struck
out a record 119
batters in 1985.

INNINGS PITCHED

Year	Name (L-R)	Innings
1954	Jim Beard (R)	68
1955		
1956		
1957	Dave Kuhn (R)	43.1
1958	John Brannon (R)	51.0
1959	John Brannon (R)	59.1
1960	Jimmy Graves (R)	77.1
1961	Lee Melear (L)	74.2
1962	Lee Melear (L)	63.1
1963	Lee Melear (L)	68.2
1964	John Whitesell (R)	64.1
1965	Rick Alander (R)	57.2
1966	John Whitesell (R)	57.0
1967	Dean Hahn (R)	52.2
1968	Steve Pittman (R)	57.1
1969	Steve Pittman (R)	68.0
1970	Berky Cundiff (R)	61.0
1971	Doug Horton (R)	50.0
1972	Berky Cundiff (R)	59.0
1973	Berky Cundiff (R)	64.1
1974	Mike Arrington (R)	67.1
1975	Mike Arrington (R)	98.1
1976	Jimmy Puglisi (R)	69.2
1977	Duke Dickerson (R)	101.0
1978	Duke Dickerson (R)	68.0
1979	Dave Grier (R)	94.0
1980	Mike Rhodes (L)	86.0
1981	Paul Levy (L)	98.0
1982	Ray Perkins (R)	109.2
1983	John Patton (R)	86.0
1984	Bean Stringfellow (L)	84.0
1985	Bean Stringfellow (L)	114.1
1986	David Potts (R)	102.2

YEAR-BY-YEAR LEADERS

EARNED RUN AVERAGE

(Starters and top relievers only)

Year	Name (L-R)	ERA
1954	John Dean (R)	2.35
1955		
1956		
1957	Dave Kuhn (R)	1.45
1958	Sam Jackson (R)	3.90
1959	Bill May (R)	2.96
1960	Jimmy Graves (R)	1.51
1961	Lee Melear (L)	2.41
1962	Sam Jenkins (L)	*0.49
1963	Lee Melear (L)	1.97
1964	Skip Vance (R)	2.56
1965	Dickie Kelly (L)	2.72
1966	John Whitesell (R)	3.47
1967	Dean Hahn (R)	2.22
1968	Wayne Groseclose (R)	1.42
1969	Eddy Oates (R)	1.16
1970	Doug Horton (R)	1.21
1971	Jack Tatem (R)	1.30
1972	Berky Cundiff (R)	1.98
1973	Berky Cundiff (R)	1.82
1974	Mike Arrington (R)	2.00
1975	Jimmy Puglisi (R)	2.15
1976	Orvin Kiser (R)	0.73
1977	Dean Powell (L)	1.35

1978	Timmy Puglisi (R)	2.87
1979	Jimmy Chellis (R)	3.08
1980	Mike Rhodes (L)	2.51
1981	Jeff Heidig (L)	2.73
1982	Jim Stewart (R)	2.31
1983	Bean Stringfellow (L)	2.52
1984	Rodney Brooks (R)	2.84
1985	Bean Stringfellow (L)	3.31
1986	David Potts (R)	4.12
1987	Greg Ferguson (L)	2.21
1988	Wally Galla (R)	3.61
1989	Mike Williams (R)	3.28
1990	Scott Sorkin (R)	2.28
1991	Brad Clontz (R)	3.69
1992	Brad Clontz (R)	3.32
1993	Mark Thompson (R)	1.37
1994	Charlie Gillian (R)	1.53
1995	Charlie Gillian (R)	1.45
1996	Charlie Gillian (R)	1.98
1997	Rob Simms (R)	3.12
1998	Pat Pinkman (L)	3.97
1999	Pat Pinkman (L)	3.72
2000	Joe Saunders (L)	3.92
2001	Joe Saunders (L)	3.48
2002	Joe Saunders (L)	2.86
2003	Matt Dalton (R)	0.76

*Tech record



Brian Fitzgerald was the MVP of the 1994 Metro Tournament and led the Hokies to an NCAA Regional.

BEST CONTROL

SEASON (MINIMUM 45 INNINGS PITCHED)

Player	Year	BB	IP	BB per 9 innings
Ian Ostlund	2001	15	101.1	1.33
Berky Cundiff	1972	11	59	1.68
Berky Cundiff	1973	12	64.1	1.68
Jon Hand	1996	17	90.1	1.69
Brian Fitzgerald	1993	11	57.2	1.72
Jason Bush	2000	21	109	1.73
Brian Fitzgerald	1995	23	117.1	1.76
Jon Hand	1998	21	105.2	1.79
Duke Dickerson	1976	11	54.2	1.81
Duke Dickerson	1978	14	68	1.85
Bryce Gammon	1994	10	48	1.88
Berky Cundiff	1970	13	61	1.92
Bob Fisher	1978	10	46.1	1.94
Jason Bush	2002	22	101.1	1.95
Sean Hummel	1996	18	82.2	1.96
Lee Melear	1963	15	68.2	1.97

CAREER (MINIMUM 135 INNINGS PITCHED)

	Years	BB	IP	Ratio
Brian Fitzgerald	1993-96	84	387.1	1.95
Berky Cundiff	1970-73	51	230.2	1.99
Jon Hand	1995-98	89	376.2	2.13
Jason Bush	1999-02	96	377.1	2.29
Steve Pittman	1967-69	42	155.2	2.43
Lee Melear	1961-63	60	206.2	2.61

TOUGHEST STRIKEOUTS

SEASON (MINIMUM 70 AT BATS)

Player, Pos.	Year	SO	AB	Ratio SO to AB
Mike Preisser, 2b	1979	0	130	0-130
Wayne King, 1b	1983	3	169	1-56.3
John Van Arnhem, c	1971	2	95	1-47.5
Sandy Hill, cf	1975	2	88	1-44.0
Josh Herman, dh-c	1993	2	80	1-40.0
Eddy Oates, 2b	1970	3	84	1-28.0
Jay Phillips, 2b	1982	8	217	1-27.1
Mike Preisser, 3b-of	1978	4	98	1-24.5
M.H. Herndon, 3b-of	1965	3	73	1-24.3
Dave Blake, rf	1963	4	84	1-21.0
Brian Rupe, lf	1980	9	183	1-20.3

CAREER

	Year	SO	AB	SO to AB
4-Year Career:				
Mike Preisser, 2b	1977-80	25	497	1-19.9
3-Year Career:				
Wayne King, 1b-dh	1981-83	18	339	1-18.8
2-Year Career:				
John Van Arnhem, c	1971-72	8	172	1-21.5

LEADING HITTERS SINCE 1953

Yr.	Cl.	BAvg.	Yr.	Cl.	BAvg.		
71	Jr.	John Van Arnhem	.516	54	Jr.	Howie Wright	.366
93	So.	Bo Durkac	.423	74	Jr.	David Halstead	.366
81	Jr.	Brian Rupe	.420	86	Sr.	Doug Basse	.366
92	Jr.	Mike Reedy	.418	56	So.	Cecil Maynor	.365
81	So.	Franklin Stubbs	.417	84	Jr.	Shaun Sullivan	.365
58	Sr.	Dave Kuhn	.414	89	Jr.	Casey Waller	.365
63	Jr.	Tom Green	.410	89	Jr.	Len Wentz	.365
66	So.	Johnny Oates	.410	90	Sr.	Len Wentz	.365
97	So.	Matt Griswold	.408	98	Jr.	Eric Shiflett	.365
87	So.	Trey McCoy	.406	55	Jr.	Macey White	.364
82	Sr.	Jim Stewart	.404	76	Jr.	Sandy Hill	.364
03	Sr.	Marc Tugwell	.398	82	Jr.	Wayne King	.364
84	Jr.	Billy Plante	.392	81	Jr.	Joe Mitchell	.363
03	So.	Chris Stanton	.392	85	Jr.	Tim Buheller	.362
99	So.	Larry Bowles	.390	96	Jr.	Kevin Barker	.361
92	Sr.	Les Jennette	.389	98	Jr.	Matt Griswold	.361
59	Jr.	Dickie Snead	.386	81	Jr.	Jimmy Foit	.360
63	Sr.	Dave Blake	.381	83	So.	Budgie Clark	.360
88	Jr.	Trey McCoy	.381	92	Sr.	Steve Render	.360
88	Jr.	Randy Berlin	.381	59	Sr.	John Brannon	.359
68	Sr.	Jim Dean	.378	84	Sr.	John Bowler	.359
89	Sr.	Craig Blum	.378	72	Fr.	Gene Fornash	.358
02	Sr.	John West	.378	80	So.	Jay Phillips	.358
73	So.	Gene Fornash	.376	92	Sr.	David Dallas	.358
83	So.	Shaun Sullivan	.375	68	Jr.	Dean Hahn	.357
86	Jr.	George Canale	.373	70	Jr.	Wayne Javins	.357
85	Sr.	Shaun Sullivan	.372	01	Jr.	John West	.357
99	Sr.	Barry Gauch	.374	59	Jr.	Travis Poole	.356
85	Sr.	Chuck Boyle	.372	59	Jr.	Jimmy Graves	.356
91	Jr.	David Dallas	.371	75	Sr.	Gene Fornash	.356
81	Jr.	Jim Stewart	.369	97	Sr.	Matt Reynolds	.356
97	So.	Eric Shiflett	.369	66	Sr.	M.H. Herndon	.355
61	So.	Lee Melear	.368	88	Jr.	Mike Conte	.352
97	So.	Chad Foutz	.368	99	So.	Addison Bowman	.352
00	Fr.	Jed English	.368	83	Fr.	Tim Buheller	.351
69	Sr.	Dean Hahn	.367	68	Jr.	Dean Hahn	.350
81	Sr.	Andy Aldrich	.367	84	Jr.	Budgie Clark	.350



G.F. "Red" Laird (l) and Chuck Hartman top Tech baseball coaches in victories.

COACHES' RECORDS


Years	Coach	Seasons	Won	Lost	Tied	Pct.
1895	J. McJames	1	3	2	0	.600
1896	R.S. Wilkins	1	3	8	0	.273
1897	Lipep	1	9	6	0	.600
1900-01	Dr. A.B. Morrison	2	11	8	0	.579
1903	Orth	1	8	4	0	.667
1904	R.R. Brown	1	6	5	0	.546
1905	Dr. Knox	1	6	5	0	.546
1906-07	S.S. (Happy) Eckerstone	2	10	11	0	.476
1908	C.P. Miles	1	3	4	1	.438
1909	R.M. Brown	1	11	6	0	.647
1910-11	Branch Bocock	2	23	14	1	.618
1912	L.W. Reiss	1	9	9	0	.500
1913	C.P. Miles	1	3	3	0	.500
1914	Branch Bocock	1	15	4	1	.775
1915	R.B. Prince	1	21	0	0	1.000
1916-17	W.G. Breintenstein	2	18	5	0	.783
1918-20	Charles A. Bernier	3	36	23	0	.610
1921-23	W.L. (Monk) Younger	3	31	27	3	.533
1924-32	George S. Kircher	9	77	56	7	.575
1933-39	H.M. (Mac) McEver	7	41	72	1	.364
1940-43	G.F. (Red) Laird	4	27	28	1	.491
1944	H.M. (Mac) McEver	1	9	4	0	.692
1945-47	G.S. (Gummy) Proctor	3	29	21	0	.580
1948-73	G.F. (Red) Laird	26	316	247	3	.561
1974-78	Bob Humphreys	5	135	60	0	.692
1979-	Chuck Hartman	25	889	503	8	.638

MOST WINS


Coach	Seasons	Won	Lost	Tied	Pct.
Chuck Hartman	25	889	503	8	.638
G.F. (Red) Laird	30	343	275	4	.555
Bob Humphreys	5	135	60	0	.692
George S. Kircher	9	77	56	7	.575
H.M. (Mac) McEver	8	50	76	1	.398



John Van Arnhem



Bo Durkac



Mike Reedy

The top research institution in the commonwealth, Virginia Polytechnic Institute and State University is a comprehensive university of national and international prominence. Virginia's premiere land-grant university, Virginia Tech has grown from a small college of 132 students into the largest institution of higher education in the state during its 131-year history.

Recognizing that higher education is a key force behind the quality of American life, economic competitiveness, and our democratic form of government, President Charles W. Steger has challenged the university to become one of the country's top 30 research institutions by the end of the decade. Tech is currently ranked 49th in the nation.

Among recent research innovations, Tech teamed with Wake Forest University to establish the Virginia Tech-Wake Forest University School of Biomedical Engineering and Sciences to offer M.S. and Ph.D. degrees in biomedical engineering (BME) and to be the focus of collaborative research. The university's Virginia Bioinformatics Institute is leading the way in helping scientists merge computers and biotechnology to sort through complicated genetic material to speed research. And the university's partnership with the University of Virginia and Carilion Health System to form the Carilion Biomedical Institute is improving health care worldwide and increasing economic development opportunities in Southwest Virginia.

In other areas, Virginia Tech has one of the most comprehensive and successful programs to support state and local economic development, according to a study conducted by the Southern Growth Policies Board and funded in part by the National Science Foundation. The study report, *Innovation U: New University Roles in a*



Blacksburg and Virginia Tech were featured prominently last fall as one of America's greatest Homecoming towns in a popular MTV television show "I Bet You Will."

TECH QUICK FACTS

- Eight colleges and a graduate school
- 60+ bachelor's degree programs
- 115 master's and doctoral degree programs
- 16:1 student-faculty ratio
- Main campus includes 100 buildings, 2,600 acres of land and an airport
- Computing and communications complex for worldwide information access
- Currently ranked 49th among the nation's research institutions
- Has adjacent corporate research park

STUDENT POPULATION

- The most popular majors for incoming first year students in the fall of 2003 were university studies, engineering, biology, business, computer science, psychology, communication, political science, architecture and animal and poultry sciences.
- Eighty countries and 42 states, plus Washington, D. C., the Virgin Islands, and Puerto Rico are represented in the student population. Fifty-seven percent of the student population is male, while 43 percent is female.

MORE FACTS ABOUT VIRGINIA TECH

- Just how big is Virginia Tech? There are 334 buildings consisting of 8,041,248 square feet under 100 acres of roof.
- It's a good thing students have 15 minutes to get to class. The campus, located on 2,600 acres, has 20 miles of sidewalks.
- With 8,681 students housed in 36 residence halls, Tech has the 14th largest housing program in the country.
- Creating a true global village, voice, video and high-speed Ethernet service is delivered to each room.
- Virginia Tech has the 11th largest dining program in the country, serving 17,000 students, faculty and staff 3.6 million meals per year.



Squires Student Center



The Duck Pond

Knowledge Economy, named the nation's 12 most successful universities in terms of outreach, economic development and technology transfer practices.

Virginia Tech was established in 1872 as an all-male military school dedicated to the original land-grant mission of teaching agriculture and engineering. Today, the co-educational institution, which operates a European studies center based in Switzerland and educational, research and outreach/Extension facilities throughout Virginia, has recognized programs in music, business, architecture and the humanities, as well as its

traditional strengths in the sciences, engineering and technology.

While participation in the Virginia Tech Corps of Cadets is now voluntary, the corps, which has approximately 700 cadets, remains a proud tradition of the university. Virginia Tech is one of only three public universities in the nation with a military component and a large civilian population.

Virginia Tech is organized into eight colleges – Agriculture and Life Sciences, Architecture and Urban Studies, Science, Pamplin College of Business, Engineering, Liberal Arts and

Human Sciences, Natural Resources and Virginia-Maryland Regional College of Veterinary Medicine. Together, the colleges offer about 175 bachelor's, master's and doctoral degree programs to approximately 26,000 students, who hail from countries throughout the world.

The university's 2,600-acre main campus is home to more than 100 buildings, hundreds of research laboratories, the Donaldson Brown Hotel and Conference Center and an airport. Adjoining the campus is the 120-acre Corporate Research Center, home to more than

100 companies and 1,800 employees who take advantage of the university's research and faculty expertise. Within five miles of campus is a 1,700-acre research farm.

Virginia Tech follows the dictates of its motto, *Ut Prosim* ("That I May Serve"), focusing on its land-grant missions of instruction, research, and solving the problems of society through outreach and Virginia Cooperative Extension activities. Through the generation of new knowledge and the outreach mandate, the university disseminates practical knowledge through the classroom and to society

Continued on following page



as a whole. It is a university that puts knowledge to work.

INSTRUCTION

Eight colleges offer more degree programs than any other university in the state, with 62 undergraduate and 115 graduate programs. In addition, the university is one of the nation's leaders in integrating instructional technology into the curriculum, requiring all entering students to have a computer. The university's Math Emporium has been hailed as an innovative way to break the credit-for-contact model of classroom instruction.

RESEARCH

With annual research expenditures of about \$232 million and more than 100 research centers, Virginia Tech consistently ranks among the top institutions in industry-supported research and in the top 10 in the number of patents issued each year.

The university's faculty and students are involved in more than 4,000 research projects in fields ranging from biotechnology to nanotechnology, from the environment and energy to food and health, and from transportation to computing information.



OUTREACH

Virginia Tech is involved in a multitude of projects as part of its outreach mission.

Outreach efforts also focus on education and distance learning techniques — satellite videoconferencing, multimedia, interactive video, interactive computer conferencing and web-based courses, for example — to

meet the various needs of working adults and other nontraditional students. Professionals, organizations and communities also tap Virginia Tech's vast resources, expertise and research results through Continuing Education, which offers hundreds of programs annually.

Virginia Cooperative Extension, operated jointly in the commonwealth by Virginia

Tech and Virginia State University, has been helping people improve their economic, cultural and social well-being for nearly 90 years. With 107 city/county offices, and more than 61,000 volunteers, more than one million participants benefit annually from Extension's non-formal educational. Extension has touched virtually every life in the state in some way.

THE HOKIE STONE STORY

Hokie Stone is used to construct most of the buildings on the beautiful Tech campus. This natural rock is 475-million-year-old dolomite limestone, mined from a quarry located less than a mile from Cassell Coliseum.

In constructing the buildings at Tech, a stone mason shapes individual stones, arranges them and cements them together with mortar to create walls of great strength and durability.

WHAT IS A HOKIE?

That's the most often-asked question in Virginia Tech athletics. The answer leads all the way back to 1896 when Virginia Agricultural and Mechanical College changed its name to Virginia Polytechnic Institute. With the change came the necessity for writing a new cheer and a contest for such a purpose was held by the student body. Senior O.M. Stull won first prize for his "Hokie" yell which still is used today. Later, when asked if "Hokie" had any special meaning, Stull explained the word was solely the product of his imagination and was used only as an attention-getter for his yell. It soon became a nickname for all Tech teams and for those people loyal to Tech athletics. The official University school colors - Chicago maroon and burnt orange also were introduced in 1896. The colors were chosen by a committee because they made a "unique combination" not worn elsewhere at the time.



CHARLES STEGER ► UNIVERSITY PRESIDENT

Few people within the university community are unaware of Virginia Tech's national leadership aspirations. Setting his sights on joining the nation's truly elite universities,



Virginia Tech achieved double digit growth in research expenditures for the past two years hitting \$232 million in fiscal year 2002, which propelled the institution back into the nation's Top 50

research universities. President Charles W. Steger laid down the challenge to become ranked among the top 30 research universities by decade's end and energized the university community in the process.

Under Steger's leadership, the university completed a strategic plan creating the outline for national leadership of a comprehensively engaged university. The university

recently completed a campus wide restructuring of colleges and departments in concert with the strategic plan.

A registered architect and former dean of Tech's College of Architecture and Urban Studies, Steger was an architect of a different sort as the leader of the university's successful fund raising campaign. Under his leadership as vice president for development and university relations, the Campaign for Virginia Tech raised \$337 million. Last year, the university

raised a record \$70 million.

Steger's ties to Virginia Tech span four decades as a student, professor, dean, vice president, and now president. While on the faculty, he twice won teaching excellence awards. When he became dean of the college in 1981, he was the youngest architecture dean in the nation at 33 years of age.

Steger received his Bachelor and Master of Architecture and a Ph.D., in Environmental Science and Engineering from Virginia Tech.

JIM WEAVER ► DIRECTOR OF ATHLETICS

James C. Weaver, whose innovative ideas and work as a reformer have made him one of college athletics' most popular administrators, is the director of athletics at Virginia Tech.



Weaver came to Tech from Western Michigan University where he was director of athletics from January, 1996 until he came to Blacksburg. Prior to that, he was AD for three and a half

years at UNLV, where he reconstructed a troubled athletic department. Weaver, 58, was appointed on September 24, 1997 and has been a tireless leader on behalf of Tech athletics. In his years on the job at Tech, Weaver has taken steps to place increased emphasis on projects benefiting student-athletes.

A native of Harrisburg, Pa., Weaver was a center and linebacker on Penn State teams coached by the

legendary Rip Engle and Joe Paterno.

Weaver graduated from Penn State in 1967 with a bachelor's degree in psychology and rehabilitation education. He received a master's in college counselor education, also from Penn State, in 1968.

Weaver started a coaching career as an assistant at Penn State for six seasons. He later was the offensive coordinator at Iowa State and head coach for one season at Villanova in 1974. He also spent five years

as an assistant professor at Clarion and three years as director of franchise sales at Athletic Attic.

Prior to landing the athletic director's job at UNLV, Weaver spent nine years at the University of Florida, which was sanctioned by the NCAA in 1983. He was a strong force at Florida in the field of compliance and concluded his time there as associate athletic director.

Weaver and his wife Traci have four sons — Josh, Paul, Cole and Craig.

Weaver is also committed to the continuing improvement of Tech's facilities.

To meet a growing demand for Virginia Tech football, Weaver spearheaded the construction of the south end zone project to expand seating capacity to 65,115 for the 2002 season. A north end zone addition was completed prior to the 2001 season. Renovations are underway for the west side of Lane Stadium as well.

This year, Weaver represented the BIG EAST at the NCAA's Sportsmanship Summit and he is the BIG EAST AD representative on the Bowl Championship Series committee. He was instrumental in getting Tech admitted to the BIG EAST Conference for all-sports in 2000-01.



Sharon McCloskey
Senior Associate
Director of Athletics




David Chambers
Senior Associate AD
for External Affairs



Tom Gabbard
Associate AD
for Internal Affairs



Jon Jaudon
Associate AD
for Administration



John Ballein
Associate AD for
Football Operations



Randy Butt
Associate AD
for Financial Affairs



Tim East
Assistant AD for
Marketing & Promotions




Mike Gentry
Assistant AD for
Athletic Performance



Tim Parker
Assistant AD
for Compliance



Sandy Smith
Assistant AD for
Ticketing Services



From the fun of tubing on the New River (above) to the bustle of Steppin' Out (below), Blacksburg and the surrounding areas have much to offer.

One of America's best college towns, Blacksburg is a perfect setting for Virginia Tech.

Located in Southwest Virginia on a plateau between the Blue Ridge and Alleghany

Mountains, Blacksburg combines the laid-back lifestyle of a small town with the amenities one would expect to find around a major center of higher education. Together, the town and university have worked hard to create a progressive community that ranks among the nation's elite living environments.

Virginia Tech and the Town of Blacksburg gained national and international attention by creating the world's first "electronic village."

Businesses and industries have been drawn by




the potential of the quaint town. Established in 1798 by John and William Black, the town is surrounded by scenic mountain views that distinguish the area.

The nearly 40,000 residents (including students) enjoy a close proximity to a variety of recreation areas such as the Blue Ridge Parkway, Appalachian Trail, Claytor Lake and the New River. The region features a

moderate climate and four distinct seasons.


Blacksburg's location (adjacent to major interstate highways) provides convenient access to most points in the southern and eastern parts of the country.

More information on Blacksburg can be found on the Web site of the Blacksburg Electronic Village, www bev.net or the town's Web site, www blacksburg va us.



Residents and visitors to Blacksburg have long thought of it as a great place to live. Recently, Outside magazine clued in the rest of the world with an article naming the home of Virginia Tech as one of 10 dream towns in America.

A GREAT PLACE TO LEARN AND GROW



2004



**Josh
Biber**



**Jed
English**

VIRGINIA TECH SCHEDULE

Feb. 27	Fri.	Stetson at Deland, Fla.	7 p.m.
Feb. 28	Sat.	South Florida at Deland, Fla.	2 p.m.
Feb. 29	Sun.	Oklahoma State at Deland, Fla.	Noon
Mar. 3	Wed.	Liberty	3 p.m.
Mar. 4	Thurs.	George Mason	3 p.m.
Mar. 6	Sat.	Morehead State	2 p.m.
Mar. 7	Sun.	Morehead State	2 p.m.
Mar. 9	Tues.	at UNC-Wilmington	3 p.m.
Mar. 10	Wed.	at UNC-Wilmington	3 p.m.
Mar. 12	Fri.	Towson	3 p.m.
Mar. 13	Sat.	Towson	2 p.m.
Mar. 14	Sun.	Towson	1 p.m.
Mar. 16	Tues.	Wake Forest	3 p.m.
Mar. 17	Wed.	at Wake Forest	2:30 p.m.
Mar. 20	Sat.	Duquesne, DH	Noon
Mar. 21	Sun.	Duquesne	Noon
Mar. 23	Tues.	at Virginia Commonwealth	7 p.m.
Mar. 24	Wed.	at Richmond	2:30 p.m.
Mar. 27	Sat.	Pittsburgh, DH	Noon
Mar. 28	Sun.	Pittsburgh	Noon
Mar. 30	Tues.	at Liberty	2:30 p.m.
Mar. 31	Wed.	James Madison	3 p.m.
Apr. 3	Sat.	at St. John's, DH	Noon
Apr. 4	Sun.	at St. John's	Noon
Apr. 6	Tues.	at James Madison	3 p.m.
Apr. 8	Thurs.	at Georgetown, DH	Noon
Apr. 10	Sat.	at Villanova, DH	Noon
Apr. 13	Tues.	Radford	3 p.m.
Apr. 14	Wed.	Virginia	7 p.m.
Apr. 17	Sat.	Seton Hall, DH	Noon
Apr. 18	Sun.	Seton Hall	Noon
Apr. 20	Tues.	at Radford	3 p.m.
Apr. 21	Wed.	at Virginia	7 p.m.
Apr. 23	Fri.	West Virginia, DH	4 p.m.
Apr. 26	Mon.	Connecticut, DH	4 p.m.
Apr. 27	Tues.	East Tennessee at Kingsport, Tenn.	7 p.m.
Apr. 28	Wed.	VMI	7 p.m.
May 1	Sat.	Rutgers, DH	4 p.m.
May 2	Sun.	Rutgers	Noon
May 4	Tues.	at Ohio University	3 p.m.
May 5	Wed.	Richmond	7 p.m.
May 12	Wed.	Campbell	7 p.m.
May 15	Sat.	at Boston College	4 p.m.
May 16	Sun.	at Boston College, DH	Noon
May 18	Tues.	Virginia Commonwealth	7 p.m.
May 19	Wed.	at East Tennessee	7 p.m.
May 21	Fri.	at Notre Dame	6:05 p.m.
May 22	Sat.	at Notre Dame	12:05 p.m.
May 23	Sun.	at Notre Dame	12:05 p.m.
May 27-29	Th.-Sat.	The BIG EAST Tournament at Bridgewater, N.J.	

HOKIE BASEBALL